

Tourism Bureau

**2011 Annual Survey of Visitors Expenditure
and Trends in Taiwan (Public Access Data)**

Study Documentation

March 2, 2017

Metadata Production

Metadata Producer(s)	Tourism Bureau
Production Date	March 1, 2013
Identification	AG010011en

Table of Contents

Overview.....	4
Producers & Sponsors.....	4
Accessibility.....	4
Files Description.....	6
data2011.....	6
Variables Group(s).....	7
Case Number.....	7
A、General Information.....	7
B、Plan for Your Trip.....	7
C、Expenditure Behavior.....	12
D、Tourist Behavior.....	15
E、Personal Information.....	25
created variables.....	25
Variables Description.....	27
data2011.....	28

2011 Annual Survey of Visitors Expenditure and Trends in Taiwan (Public Access Data)

2011 Annual Survey of Visitors Expenditure and Trends in Taiwan (Public Access Data)

Overview	
Type	Annual Survey of Visitors Expenditure and Trends in Taiwan
Identification	AG010011en
Version	Production Date: 2013-03-29

Abstract

On the occasion of the country's centennial in 2011, the Tourism Bureau, MOTC offered in-depth traveling products around Taiwan so that travelers can appreciate Taiwan's beauty through 10 specially-designed themes. Despite the March 11 Japan tsunami, our successful tourism-promotion program - "Project Vanguard for Excellence in Tourism" - and international marketing promotion in 2011, contributed to the number of inbound visitors to Taiwan reaching a record 6.1 million people. The number of inbound visitors to Taiwan in all markets, with Singapore, Japan and Korea enjoying the highest growth rate, and the three largest categories of inbound visitors to Taiwan being the Mainland Chinese, Japanese and Hong Kong/ Macao visitors
.

The Tourism Bureau, MOTC expects to understand the motives, viewpoints, tendencies and consumption of the inbound visitors in Taiwan in 2011 to supply reference material to tourist related organizations to improve sightseeing facilities in Taiwan and to plan international tourism advertising and marketing strategies. The survey can be a source of information to estimate the amount of visitor expenditures. Here at the Tourism Bureau, MOTC, we proceeded with the survey at the Taiwan Taoyuan International Airport, Kaohsiung International Airport and Taipei Songshan Airport, interviewing inbound visitors, as they were about to leave Taiwan.

The objects of this survey were the foreign and overseas Chinese inbound visitors from January 1 to December 31, 2011 (excluding the foreign and overseas Chinese transit visitors). This survey still adopted the method of "Quota Sampling", which conformed best to the control of working standards and the characteristics of the samples to achieve random and sample representatives. The number of valid samples was 6,009 persons in total, including 1,759 persons from Mainland China and 1,378 persons from Japan, from January to December, 2011.

The major investigative results of this survey were classified into "Related Indices of the Inbound Visitors in Taiwan", "Analysis of the Inbound Visitors' Plans", "Analysis of the Inbound Visitors' Behavior", "Analysis of the Inbound Visitors' Consumption", "Analysis of the Inbound Visitors' Satisfaction" and "Analysis of Basic Information of the Inbound Visitors".

Countries	
-----------	--

Producers & Sponsors	
Primary Investigator(s)	Tourism Bureau
Other Producer(s)	Tourism Bureau
Funding Agency/ies	Tourism Bureau

Accessibility	
Distributor(s)	Survey Research Data Archive
Depositor(s)	

Access Conditions

公共版(網路會員、一般會員、院內會員)

Files Description

Dataset contains 1 file(s)

data2011	
# Cases	6009
# Variable(s)	260

Variables Group(s)

Dataset contains 7 group(s)

Group Case Number							
#	Name	Label	Type	Format	Valid	Invalid	Question
1	id	Case number	continuous	numeric-4.0	6009	0	-

Group A、General Information							
#	Name	Label	Type	Format	Valid	Invalid	Question
1	mon	Configuration month	discrete	numeric-2.0	6009	0	-
2	stay	Stay in Taiwan __day(s)	continuous	numeric-2.0	6009	0	-
3	a2	A2. What was the port of entry?	discrete	numeric-1.0	6009	0	-
4	a3	A3. How many times have you been to Taiwan in the past three years (including this time)?	continuous	numeric-3.0	6009	0	-
5	a4	A4. How many days did you spend planning for this trip before you left for Taiwan?	continuous	numeric-3.0	6009	0	-
6	a5	A5. Is anyone accompanying you on this trip?	discrete	numeric-1.0	6009	0	-
7	a6_1	A6. The people who are accompanying you are: (1)Spouse(choice multiple)	discrete	numeric-1.0	4625	1384	-
8	a6_2	A6. The people who are accompanying you are: (2)Children(choice multiple)	discrete	numeric-1.0	4625	1384	-
9	a6_3	A6. The people who are accompanying you are: (3)Parents(choice multiple)	discrete	numeric-1.0	4625	1384	-
10	a6_4	A6. The people who are accompanying you are: (4)Relatives(choice multiple)	discrete	numeric-1.0	4625	1384	-
11	a6_5	A6. The people who are accompanying you are: (5)Colleagues(choice multiple)	discrete	numeric-1.0	4625	1384	-
12	a6_6	A6. The people who are accompanying you are: (6)Friends(choice multiple)	discrete	numeric-1.0	4625	1384	-

Group B、Plan for Your Trip							
#	Name	Label	Type	Format	Valid	Invalid	Question
1	b1_1	B1.1. Have you ever obtained pre-travel information about Taiwan from official government tourism promotion campaigns or travel reports?	discrete	numeric-1.0	6009	0	-

#	Name	Label	Type	Format	Valid	Invalid	Question
2	b1_2_1	B1.2. How would you rate the source of information's influence on your decision to visit Taiwan?(1)Newspapers, magazines, books	discrete	numeric-1.0	3987	2022	-
3	b1_2_2	B1.2. How would you rate the source of information's influence on your decision to visit Taiwan? (2)Underground(subway), advertisement boxes, advertisement on buses	discrete	numeric-1.0	3987	2022	-
4	b1_2_3	B1.2. How would you rate the source of information's influence on your decision to visit Taiwan?(3)TV, radio	discrete	numeric-1.0	3987	2022	-
5	b1_2_4	B1.2. How would you rate the source of information's influence on your decision to visit Taiwan?(4)Internet	discrete	numeric-1.0	3987	2022	-
6	b1_2_5	B1.2. How would you rate the source of information's influence on your decision to visit Taiwan?(5)International travel exhibitions	discrete	numeric-1.0	3987	2022	-
7	b1_2_6	B1.2. How would you rate the source of information's influence on your decision to visit Taiwan?(6)Outdoor advertisements or billboards	discrete	numeric-1.0	3987	2022	-
8	b1_2_7	B1.2. How would you rate the source of information's influence on your decision to visit Taiwan?(7)Tourism leaflets of travel agencies	discrete	numeric-1.0	3987	2022	-
9	b1_2_8	B1.2. How would you rate the source of information's influence on your decision to visit Taiwan?(8)Word-of-mouth recommendations from friends or relatives	discrete	numeric-1.0	3987	2022	-
10	b2_1_1	B2.1. Where do you plan to get travel information after your arrival in Taiwan?(1)Airport Arrival Hall(choice multiple)	discrete	numeric-1.0	6009	0	-
11	b2_1_2	B2.1. Where do you plan to get travel information after your arrival in Taiwan? (2)Ground Transportation Center(choice multiple)	discrete	numeric-1.0	6009	0	-
12	b2_1_3	B2.1. Where do you plan to get travel information after your arrival in Taiwan? (3)Travel Agency(choice multiple)	discrete	numeric-1.0	6009	0	-
13	b2_1_4	B2.1. Where do you plan to get travel information after your arrival in Taiwan?	discrete	numeric-1.0	6009	0	-

#	Name	Label	Type	Format	Valid	Invalid	Question
		(4)Visitor Information Center(choice multiple)					
14	b2_1_5	B2.1. Where do you plan to get travel information after your arrival in Taiwan? (5)Hotel(choice multiple)	discrete	numeric-1.0	6009	0	-
15	b2_1_6	B2.1. Where do you plan to get travel information after your arrival in Taiwan? (6)Internet(choice multiple)	discrete	numeric-1.0	6009	0	-
16	b2_1_7	B2.1. Where do you plan to get travel information after your arrival in Taiwan? (7)Convenient Store(choice multiple)	discrete	numeric-1.0	6009	0	-
17	b2_1_8	B2.1. Where do you plan to get travel information after your arrival in Taiwan? (8)Restaurant(choice multiple)	discrete	numeric-1.0	6009	0	-
18	b2_1_9	B2.1. Where do you plan to get travel information after your arrival in Taiwan? (9)Other(choice multiple)	discrete	numeric-1.0	6009	0	-
19	b2_2_1	B2.2. What kind of tourism information do you hope to get after arriving in Taiwan?(1)Service items and travel programs of travel agencies(choice multiple)	discrete	numeric-1.0	6009	0	-
20	b2_2_2	B2.2. What kind of tourism information do you hope to get after arriving in Taiwan?(2)Transportation information (railway, MRT, car rentals)(choice multiple)	discrete	numeric-1.0	6009	0	-
21	b2_2_3	B2.2. What kind of tourism information do you hope to get after arriving in Taiwan?(3)Travel or road maps(choice multiple)	discrete	numeric-1.0	6009	0	-
22	b2_2_4	B2.2. What kind of tourism information do you hope to get after arriving in Taiwan?(4)Restaurant information(choice multiple)	discrete	numeric-1.0	6009	0	-
23	b2_2_5	B2.2. What kind of tourism information do you hope to get after arriving in Taiwan?(5)Accommodation information(choice multiple)	discrete	numeric-1.0	6009	0	-
24	b2_2_6	B2.2. What kind of tourism information do you hope to get after arriving in Taiwan?(6)Theme traveling suggestion(choice multiple)	discrete	numeric-1.0	6009	0	-
25	b2_2_7	B2.2. What kind of tourism information do you hope to get after arriving in	discrete	numeric-1.0	6009	0	-

#	Name	Label	Type	Format	Valid	Invalid	Question
		Taiwan?(7)Scenic spots introduction(choice multiple)					
26	b2_2_8	B2.2. What kind of tourism information do you hope to get after arriving in Taiwan?(8)Festivals introduction(choice multiple)	discrete	numeric-1.0	6009	0	-
27	b2_2_9	B2.2. What kind of tourism information do you hope to get after arriving in Taiwan?(9)Other(choice multiple)	discrete	numeric-1.0	6009	0	-
28	b3a	B3. What are the purposes of taking this trip to Taiwan? Main reason	discrete	numeric-1.0	6009	0	-
29	b3b	B3. What are the purposes of taking this trip to Taiwan? Second reason	discrete	numeric-2.0	6009	0	-
30	b4_1	B4. What attracted you to come to Taiwan for sightseeing this time? (1)Scenery(choice multiple)	discrete	numeric-1.0	4281	1728	-
31	b4_2	B4. What attracted you to come to Taiwan for sightseeing this time?(2)Price of goods(choice multiple)	discrete	numeric-1.0	4281	1728	-
32	b4_3	B4. What attracted you to come to Taiwan for sightseeing this time? (3)Food(choice multiple)	discrete	numeric-1.0	4281	1728	-
33	b4_4	B4. What attracted you to come to Taiwan for sightseeing this time? (4)Fruits(choice multiple)	discrete	numeric-1.0	4281	1728	-
34	b4_5	B4. What attracted you to come to Taiwan for sightseeing this time? (5)Flowers(choice multiple)	discrete	numeric-1.0	4281	1728	-
35	b4_6	B4. What attracted you to come to Taiwan for sightseeing this time?(6)Geographical convenience(choice multiple)	discrete	numeric-1.0	4281	1728	-
36	b4_7	B4. What attracted you to come to Taiwan for sightseeing this time? (7)Weather(choice multiple)	discrete	numeric-1.0	4281	1728	-
37	b4_8	B4. What attracted you to come to Taiwan for sightseeing this time? (8)Historical relics(choice multiple)	discrete	numeric-1.0	4281	1728	-
38	b4_9	B4. What attracted you to come to Taiwan for sightseeing this time? (9)Night life(choice multiple)	discrete	numeric-1.0	4281	1728	-
39	b4_10	B4. What attracted you to come to Taiwan for sightseeing this time?	discrete	numeric-1.0	4281	1728	-

#	Name	Label	Type	Format	Valid	Invalid	Question
		(10)Festival activities(choice multiple)					
40	b4_11	B4. What attracted you to come to Taiwan for sightseeing this time?(11)Recreational facilities(e.g. amusement parks, golf courses, resort villages)(choice multiple)	discrete	numeric-1.0	4281	1728	-
41	b4_12	B4. What attracted you to come to Taiwan for sightseeing this time? (12)Health care(choice multiple)	discrete	numeric-1.0	4281	1728	-
42	b4_13	B4. What attracted you to come to Taiwan for sightseeing this time? (13)Taiwan's customs and culture(choice multiple)	discrete	numeric-1.0	4281	1728	-
43	b4_14	B4. What attracted you to come to Taiwan for sightseeing this time? (14)Friendliness of the people(choice multiple)	discrete	numeric-1.0	4281	1728	-
44	b4_15	B4. What attracted you to come to Taiwan for sightseeing this time?(15)Safe social environment(choice multiple)	discrete	numeric-1.0	4281	1728	-
45	b4_16	B4. What attracted you to come to Taiwan for sightseeing this time? (16)Democracy(choice multiple)	discrete	numeric-1.0	4281	1728	-
46	b4_17	B4. What attracted you to come to Taiwan for sightseeing this time?(17)Company excursion(choice multiple)	discrete	numeric-1.0	4281	1728	-
47	b4_18	B4. What attracted you to come to Taiwan for sightseeing this time? (18)Other(choice multiple)	discrete	numeric-1.0	4281	1728	-
48	b5_1	B5.1 Did you spend your free time sightseeing during this visit to Taiwan?(If your answer of B3 is "(1)", please go to section C.)	discrete	numeric-1.0	1620	4389	-
49	b5_1a	B5A.Yes. If so, how much time did you spend sightseeing?	discrete	numeric-1.0	910	5099	-
50	b5_1b_1	B5B.No. Why not?(1)Not arranged by the local office/sponsor(choice multiple)	discrete	numeric-1.0	710	5299	-
51	b5_1b_2	B5B.No. Why not?(2)Lack of time(choice multiple)	discrete	numeric-1.0	710	5299	-
52	b5_1b_3	B5B.No. Why not? (3)Lack of tourism information(choice multiple)	discrete	numeric-1.0	710	5299	-

#	Name	Label	Type	Format	Valid	Invalid	Question
53	b5_1b_4	B5B.No. Why not?(4)Not included in the package tour(choice multiple)	discrete	numeric-1.0	710	5299	-
54	b5_1b_5	B5B.No. Why not?(5)Nothing interesting(choice multiple)	discrete	numeric-1.0	710	5299	-
55	b5_1b_6	B5B.No. Why not?(6)Other(choice multiple)	discrete	numeric-1.0	710	5299	-

Group C、Expenditure Behavior

#	Name	Label	Type	Format	Valid	Invalid	Question
1	c1	C1. How did you arrange this trip to Taiwan?	discrete	numeric-1.0	6009	0	-
2	c2_1_1	C2.1. How would you rate your level of satisfaction with the services provided by the local travel agency and tour guides ?(1) Itinerary	discrete	numeric-2.0	2689	3320	-
3	c2_1_2	C2.1. How would you rate your level of satisfaction with the services provided by the local travel agency and tour guides ?(2) Accommodations	discrete	numeric-2.0	2689	3320	-
4	c2_1_3	C2.1. How would you rate your level of satisfaction with the services provided by the local travel agency and tour guides ?(3) Transportation(including driver services)	discrete	numeric-2.0	2689	3320	-
5	c2_1_4	C2.1. How would you rate your level of satisfaction with the services provided by the local travel agency and tour guides ?(4) Meals	discrete	numeric-2.0	2689	3320	-
6	c2_1_5	C2.1. How would you rate your level of satisfaction with the services provided by the local travel agency and tour guides ?(5) Tour guide service	discrete	numeric-2.0	2689	3320	-
7	c2_1_6	C2.1. How would you rate your level of satisfaction with the services provided by the local travel agency and tour guides ?(6) Professionalism of the tour guides	discrete	numeric-2.0	2689	3320	-
8	c2_1_7	C2.1. How would you rate your level of satisfaction with the services provided by the local travel agency and tour guides ?(7) Overall impression	discrete	numeric-2.0	2689	3320	-
9	c2_2a	C2.2. What are your comments on shopping arranged by the local travel agency?A. Number of shopping trips: __times(If	discrete	numeric-2.0	2492	3517	-

#	Name	Label	Type	Format	Valid	Invalid	Question
		your answer of C1. is not "(1)", please go to C3.)					
10	c2_2b	C2.2. What are your comments on shopping arranged by the local travel agency?B. Commodity prices	discrete	numeric-1.0	2474	3535	-
11	c3	C3. Did you pay any prepaid travel expenses for personal itinerary before arrival? (prepaid by yourself, your relatives, your company... etc.)	discrete	numeric-1.0	6009	0	-
12	c4	C4. How much did you prepay before arrival?Total cost	continuous	numeric-8.0	4416	1593	-
13	c4a	C4. How much did you prepay before arrival?Type of currency	discrete	numeric-2.0	4416	1593	-
14	c4b	C4. How much did you prepay before arrival?Air/ ship fare	discrete	numeric-1.0	4416	1593	-
15	c5_1	C5. Which of the following expenses did you prepay before arrival? (1)Hotel(choice multiple)	discrete	numeric-1.0	3956	2053	-
16	c5_2	C5. Which of the following expenses did you prepay before arrival?(2)Meals outside hotel(choice multiple)	discrete	numeric-1.0	3956	2053	-
17	c5_3	C5. Which of the following expenses did you prepay before arrival?(3)Local transportation(choice multiple)	discrete	numeric-1.0	3956	2053	-
18	c5_4	C5. Which of the following expenses did you prepay before arrival? (4)Entertainment(choice multiple)	discrete	numeric-1.0	3956	2053	-
19	c5_5	C5. Which of the following expenses did you prepay before arrival?(5)Miscellaneous expenses(choice multiple)	discrete	numeric-1.0	3956	2053	-
20	c6	C6. How much money in total did you spend in Taiwan on this trip? (Please exclude prepayments)	continuous	numeric-7.0	6009	0	-
21	c6a	C6. How much money in total did you spend in Taiwan on this trip? (Please exclude prepayments)Type of currency	discrete	numeric-2.0	5994	15	-
22	c7_1a	C7. Please itemize these expenses in terms of their amount or percentage.1. Hotel bills	continuous	numeric-7.0	6009	0	-

#	Name	Label	Type	Format	Valid	Invalid	Question
23	c7_1b	C7. Please itemize these expenses in terms of their amount or percentage.1. Hotel bills: __person(s)	discrete	numeric-2.0	2057	3952	-
24	c7_2a	C7. Please itemize these expenses in terms of their amount or percentage.2. Meals excluding hotel meals:	continuous	numeric-7.0	6009	0	-
25	c7_2b	C7. Please itemize these expenses in terms of their amount or percentage.2. Meals excluding hotel meals __person(s)	discrete	numeric-2.0	3875	2134	-
26	c7_3a	C7. Please itemize these expenses in terms of their amount or percentage.3. Local transportation	continuous	numeric-7.0	6009	0	-
27	c7_3b	C7. Please itemize these expenses in terms of their amount or percentage.3. Local transportation __person(s)	discrete	numeric-2.0	3114	2895	-
28	c7_4a	C7. Please itemize these expenses in terms of their amount or percentage.4. Entertainment	continuous	numeric-7.0	6009	0	-
29	c7_4b	C7. Please itemize these expenses in terms of their amount or percentage.4. Entertainment __person(s)	discrete	numeric-2.0	1187	4822	-
30	c7_5a	C7. Please itemize these expenses in terms of their amount or percentage.5. Miscellaneous expenses	continuous	numeric-7.0	6009	0	-
31	c7_5b	C7. Please itemize these expenses in terms of their amount or percentage.5. Miscellaneous expenses __person(s)	discrete	numeric-2.0	608	5401	-
32	c7_6a	C7. Please itemize these expenses in terms of their amount or percentage.6. Shopping	continuous	numeric-7.0	6009	0	-
33	c7_6b	C7. Please itemize these expenses in terms of their amount or percentage.6. Shopping __person(s)	discrete	numeric-2.0	4874	1135	-
34	c7_6_1	C7. Please itemize these expenses in terms of their amount or percentage.6. Shopping (1) Clothes or accessories	continuous	numeric-7.0	6009	0	-
35	c7_6_2	C7. Please itemize these expenses in terms of their amount or percentage.6. Shopping (2) Jewelry or jade	continuous	numeric-7.0	6009	0	-
36	c7_6_3	C7. Please itemize these expenses in terms of their amount or percentage.6.	continuous	numeric-7.0	6009	0	-

#	Name	Label	Type	Format	Valid	Invalid	Question
		Shopping (3) Souvenirs or handicraft products					
37	c7_6_4	C7. Please itemize these expenses in terms of their amount or percentage.6. Shopping(4) Cosmetics or perfumes	continuous	numeric-7.0	6009	0	-
38	c7_6_5	C7. Please itemize these expenses in terms of their amount or percentage.6. Shopping (5) Local special products	continuous	numeric-7.0	6009	0	-
39	c7_6_6	C7. Please itemize these expenses in terms of their amount or percentage.6. Shopping (6) Tobacco or alcohol	continuous	numeric-7.0	6009	0	-
40	c7_6_7	C7. Please itemize these expenses in terms of their amount or percentage.6. Shopping (7) Chinese herbal medicine or health food	continuous	numeric-7.0	6009	0	-
41	c7_6_8	C7. Please itemize these expenses in terms of their amount or percentage.6. Shopping (8) 3C or electric appliances	continuous	numeric-7.0	6009	0	-
42	c7_6_9	C7. Please itemize these expenses in terms of their amount or percentage.6. Shopping (9) Tea	continuous	numeric-7.0	6009	0	-
43	c7_6_10	C7. Please itemize these expenses in terms of their amount or percentage.6. Shopping(10) Other	continuous	numeric-7.0	6009	0	-
44	c8	C8. Did you claim a tax refund prior to departure?	discrete	numeric-1.0	6009	0	-
45	c9	C9. Were the refund procedures easy to follow and convenient?	discrete	numeric-1.0	622	5387	-

Group D、Tourist Behavior

#	Name	Label	Type	Format	Valid	Invalid	Question
1	d1_1	D1. Please check all activities that you have participated in during your stay in Taiwan.(1)Outdoor recreation(choice multiple)	discrete	numeric-1.0	6009	0	-
2	d1_2	D1. Please check all activities that you have participated in during your stay in Taiwan. (2)Golfing(choice multiple)	discrete	numeric-1.0	6009	0	-
3	d1_3	D1. Please check all activities that you have participated in during your	discrete	numeric-1.0	6009	0	-

#	Name	Label	Type	Format	Valid	Invalid	Question
		stay in Taiwan.(3)Hot spring soaking(choice multiple)					
4	d1_4	D1. Please check all activities that you have participated in during your stay in Taiwan. (4)Shopping(choice multiple)	discrete	numeric-1.0	6009	0	-
5	d1_5	D1. Please check all activities that you have participated in during your stay in Taiwan.(5)Historical relics sightseeing(choice multiple)	discrete	numeric-1.0	6009	0	-
6	d1_6	D1. Please check all activities that you have participated in during your stay in Taiwan. (6)Taking wedding or salon shots(choice multiple)	discrete	numeric-1.0	6009	0	-
7	d1_7	D1. Please check all activities that you have participated in during your stay in Taiwan.(7)Skin care treatment or manicure nail art(choice multiple)	discrete	numeric-1.0	6009	0	-
8	d1_8	D1. Please check all activities that you have participated in during your stay in Taiwan.(8)Massage or acupressure(choice multiple)	discrete	numeric-1.0	6009	0	-
9	d1_9	D1. Please check all activities that you have participated in during your stay in Taiwan.(9)Karaoke or K.T.V.(choice multiple)	discrete	numeric-1.0	6009	0	-
10	d1_10	D1. Please check all activities that you have participated in during your stay in Taiwan.(10)Pubs or night clubs(choice multiple)	discrete	numeric-1.0	6009	0	-
11	d1_11	D1. Please check all activities that you have participated in during your stay in Taiwan. (11)Exhibitions(choice multiple)	discrete	numeric-1.0	6009	0	-
12	d1_12	D1. Please check all activities that you have participated in during your stay in Taiwan.(12)Local festival activities(choice multiple)	discrete	numeric-1.0	6009	0	-
13	d1_13	D1. Please check all activities that you have participated in during your stay in Taiwan.(13)Cultural events(choice multiple)	discrete	numeric-1.0	6009	0	-
14	d1_14	D1. Please check all activities that you have participated in during your	discrete	numeric-1.0	6009	0	-

#	Name	Label	Type	Format	Valid	Invalid	Question
		stay in Taiwan.(14)SPA, sauna(choice multiple)					
15	d1_15	D1. Please check all activities that you have participated in during your stay in Taiwan.(15)Night market(choice multiple)	discrete	numeric-1.0	6009	0	-
16	d1_16	D1. Please check all activities that you have participated in during your stay in Taiwan.(16)Lake tour(choice multiple)	discrete	numeric-1.0	6009	0	-
17	d1_17	D1. Please check all activities that you have participated in during your stay in Taiwan.(17)Theme park(choice multiple)	discrete	numeric-1.0	6009	0	-
18	d1_18	D1. Please check all activities that you have participated in during your stay in Taiwan.(18)Health care(choice multiple)	discrete	numeric-1.0	6009	0	-
19	d1_19	D1. Please check all activities that you have participated in during your stay in Taiwan(19)Bicycle riding(choice multiple)	discrete	numeric-1.0	6009	0	-
20	d1_20	D1. Please check all activities that you have participated in during your stay in Taiwan. (20)Other(choice multiple)	discrete	numeric-1.0	6009	0	-
21	d2a	D2. What tourist spots have you visited on this trip?spot1	discrete	numeric-3.0	5248	761	-
22	d2b	D2. What tourist spots have you visited on this trip?spot2	discrete	numeric-3.0	4916	1093	-
23	d2c	D2. What tourist spots have you visited on this trip?spot3	discrete	numeric-3.0	4608	1401	-
24	d2d	D2. What tourist spots have you visited on this trip?spot4	discrete	numeric-3.0	4262	1747	-
25	d2e	D2. What tourist spots have you visited on this trip?spot5	discrete	numeric-3.0	3862	2147	-
26	d2f	D2. What tourist spots have you visited on this trip?spot6	discrete	numeric-3.0	3422	2587	-
27	d2g	D2. What tourist spots have you visited on this trip?spot7	discrete	numeric-3.0	3004	3005	-
28	d2h	D2. What tourist spots have you visited on this trip?spot8	discrete	numeric-3.0	2651	3358	-
29	d2i	D2. What tourist spots have you visited on this trip?spot9	discrete	numeric-3.0	2340	3669	-
30	d2j	D2. What tourist spots have you visited on this trip? spot10	discrete	numeric-3.0	2095	3914	-
31	d2k	D2. What tourist spots have you visited on this trip? spot11	discrete	numeric-3.0	1855	4154	-

#	Name	Label	Type	Format	Valid	Invalid	Question
32	d2l	D2. What tourist spots have you visited on this trip? spot12	discrete	numeric-3.0	1654	4355	-
33	d2m	D2. What tourist spots have you visited on this trip? spot13	discrete	numeric-3.0	1487	4522	-
34	d2n	D2. What tourist spots have you visited on this trip? spot14	discrete	numeric-3.0	1272	4737	-
35	d2o	D2. What tourist spots have you visited on this trip? spot15	discrete	numeric-3.0	1048	4961	-
36	d2_1	D2. What tourist spots have you visited on this trip?1. Your favorite tourist spot	discrete	numeric-3.0	5041	968	-
37	d2_2	D2. What tourist spots have you visited on this trip?2. Your least favorite tourist spot	discrete	numeric-3.0	401	5608	-
38	d2_2_1	D2.2. Please indicate what you disliked about your least favorite tourist spot: (1)Scenery(choice multiple)	discrete	numeric-1.0	402	5607	-
39	d2_2_2	D2.2. Please indicate what you disliked about your least favorite tourist spot:(2)Recreational facilities(choice multiple)	discrete	numeric-1.0	402	5607	-
40	d2_2_3	D2.2. Please indicate what you disliked about your least favorite tourist spot: (3)Environment(choice multiple)	discrete	numeric-1.0	402	5607	-
41	d2_2_4	D2.2. Please indicate what you disliked about your least favorite tourist spot: (4)Transportation(choice multiple)	discrete	numeric-1.0	402	5607	-
42	d2_2_5	D2.2. Please indicate what you disliked about your least favorite tourist spot: (5)Other(choice multiple)	discrete	numeric-1.0	402	5607	-
43	d3_1	D3. Please rate your level of satisfaction with the means of public transportation in Taiwan.(1) High Speed Rail	discrete	numeric-2.0	6009	0	-
44	d3_2	D3. Please rate your level of satisfaction with the means of public transportation in Taiwan.(2) Train	discrete	numeric-2.0	6009	0	-
45	d3_3	D3. Please rate your level of satisfaction with the means of public transportation in Taiwan.(3) MRT	discrete	numeric-2.0	6009	0	-
46	d3_4	D3. Please rate your level of satisfaction with the means of public transportation in Taiwan.(4) Airplane	discrete	numeric-2.0	6009	0	-

#	Name	Label	Type	Format	Valid	Invalid	Question
47	d3_5	D3. Please rate your level of satisfaction with the means of public transportation in Taiwan.(5) Coach	discrete	numeric-2.0	6009	0	-
48	d3_6	D3. Please rate your level of satisfaction with the means of public transportation in Taiwan.(6) Sightseeing tour bus	discrete	numeric-2.0	6009	0	-
49	d3_7	D3. Please rate your level of satisfaction with the means of public transportation in Taiwan.(7) Bus	discrete	numeric-2.0	6009	0	-
50	d3_8	D3. Please rate your level of satisfaction with the means of public transportation in Taiwan.(8) Taxi	discrete	numeric-2.0	6009	0	-
51	d3_9	D3. Please rate your level of satisfaction with the means of public transportation in Taiwan.(9) Ferry	discrete	numeric-2.0	6009	0	-
52	d4_1a	D4. Where did you stay during this visit to Taiwan? (1)Hotels(choice multiple)	discrete	numeric-1.0	6009	0	-
53	d4_1b	D4(1). The main hotel is in __County (City)	discrete	numeric-2.0	5479	530	-
54	d4_1c	D4(1). Type of hotel	discrete	numeric-1.0	5479	530	-
55	d4_1d	D4(1). How do you rate hotels?	discrete	numeric-1.0	5479	530	-
56	d4_2a	D4. Where did you stay during this visit to Taiwan? (2)Guest houses(or B and B) (choice multiple)	discrete	numeric-1.0	6009	0	-
57	d4_2b	D4(2). How do you rate guest houses?	discrete	numeric-1.0	167	5842	-
58	d4_3a	D4. Where did you stay during this visit to Taiwan? (3)Youth hostels or community centers(choice multiple)	discrete	numeric-1.0	6009	0	-
59	d4_3b	D4(3). How do you rate youth hostels or community centers?	discrete	numeric-1.0	65	5944	-
60	d4_4	D4. Where did you stay during this visit to Taiwan? (4)The home of relatives or friends(choice multiple)	discrete	numeric-1.0	6009	0	-
61	d4_5	D4. Where did you stay during this visit to Taiwan? (5)Dormitory(choice multiple)	discrete	numeric-1.0	6009	0	-
62	d4_6	D4. Where did you stay during this visit to Taiwan? (6)Rental apartments(choice multiple)	discrete	numeric-1.0	6009	0	-
63	d4_7	D4. Where did you stay during this visit to Taiwan?	discrete	numeric-1.0	6009	0	-

#	Name	Label	Type	Format	Valid	Invalid	Question
		(7)Temples, seminaries, or churches(choice multiple)					
64	d4_8	D4. Where did you stay during this visit to Taiwan? (8)Others(choice multiple)	discrete	numeric-1.0	6009	0	-
65	d5	D5. Will you visit Taiwan again?	discrete	numeric-1.0	6009	0	-
66	d5a	D5.1. Yes. The main reason	discrete	numeric-1.0	5660	349	-
67	d6_1_1	D6.1 How do you rate your satisfaction with the experiences you had during your stay in Taiwan(1) Efficiency of applying for a visa(Convenience)	discrete	numeric-1.0	6009	0	-
68	d6_1_2	D6.1 How do you rate your satisfaction with the experiences you had during your stay in Taiwan(2) International transportation to Taiwan(Convenience)	discrete	numeric-1.0	6009	0	-
69	d6_1_3	D6.1 How do you rate your satisfaction with the experiences you had during your stay in Taiwan(3) Communication facilities(Convenience)	discrete	numeric-1.0	6009	0	-
70	d6_1_4	D6.1 How do you rate your satisfaction with the experiences you had during your stay in Taiwan(4) Access to tourism information(Convenience)	discrete	numeric-1.0	6009	0	-
71	d6_1_5	D6.1 How do you rate your satisfaction with the experiences you had during your stay in Taiwan(5) Local transportation(Convenience)	discrete	numeric-1.0	6009	0	-
72	d6_1_6	D6.1 How do you rate your satisfaction with the experiences you had during your stay in Taiwan(6) Immigration procedures(Convenience)	discrete	numeric-1.0	6009	0	-
73	d6_1_7	D6.1 How do you rate your satisfaction with the experiences you had during your stay in Taiwan(7) Customs procedures(Convenience)	discrete	numeric-1.0	6009	0	-
74	d6_2_1	D6.2 How do you rate your satisfaction with the experiences you had during your stay in Taiwan(1) Clearness of road signs and public facilities signs(Environment internationalization)	discrete	numeric-1.0	6009	0	-
75	d6_2_2	D6.2 How do you rate your satisfaction with the experiences you had during	discrete	numeric-1.0	6009	0	-

#	Name	Label	Type	Format	Valid	Invalid	Question
		your stay in Taiwan(2) Access to services in English(Environment internationalization)					
76	d6_2_3	D6.2 How do you rate your satisfaction with the experiences you had during your stay in Taiwan(3) Friendliness of Taiwan people(Environment internationalization)	discrete	numeric-1.0	6009	0	-
77	d6_3_1	D6.3 How do you rate your satisfaction with the experiences you had during your stay in Taiwan(1) Safety of recreational facilities(Safety)	discrete	numeric-1.0	6009	0	-
78	d6_3_2	D6.3 How do you rate your satisfaction with the experiences you had during your stay in Taiwan(2) Safety of social environments(Safety)	discrete	numeric-1.0	6009	0	-
79	d6_3_3	D6.3 How do you rate your satisfaction with the experiences you had during your stay in Taiwan(3) Safety of accommodation facilities(Safety)	discrete	numeric-1.0	6009	0	-
80	d6_3_4	D6.3 How do you rate your satisfaction with the experiences you had during your stay in Taiwan(4) Good public environmental hygiene(Safety)	discrete	numeric-1.0	6009	0	-
81	d6_3_5	D6.3 How do you rate your satisfaction with the experiences you had during your stay in Taiwan(5) Good food hygiene(Safety)	discrete	numeric-1.0	6009	0	-
82	d6_4	D6.4. How do you rate your satisfaction with the experiences you had during your stay in Taiwan. Please rate your overall satisfaction with this trip to Taiwan	discrete	numeric-1.0	6009	0	-
83	d7_1	D7.1. Please indicate your favorite foreign country/area which you have had visited as a tourist for the past 3 years? (Please check one only and exclude the country/area of your residence)	discrete	numeric-2.0	6009	0	-
84	d7_2a_1	D7.2. Why is the chosen country/area your favorite? (1)Scenery(choice multiple)	discrete	numeric-1.0	2289	3720	-
85	d7_2a_2	D7.2. Why is the chosen country/area your favorite? (2)Price of goods(choice multiple)	discrete	numeric-1.0	2289	3720	-

#	Name	Label	Type	Format	Valid	Invalid	Question
86	d7_2a_3	D7.2. Why is the chosen country/area your favorite? (3)Food(choice multiple)	discrete	numeric-1.0	2289	3720	-
87	d7_2a_4	D7.2. Why is the chosen country/area your favorite? (4)Fruits(choice multiple)	discrete	numeric-1.0	2289	3720	-
88	d7_2a_5	D7.2. Why is the chosen country/area your favorite? (5)Flowers(choice multiple)	discrete	numeric-1.0	2289	3720	-
89	d7_2a_6	D7.2. Why is the chosen country/area your favorite?(6)Geographical convenience(choice multiple)	discrete	numeric-1.0	2289	3720	-
90	d7_2a_7	D7.2. Why is the chosen country/area your favorite? (7)Weather(choice multiple)	discrete	numeric-1.0	2289	3720	-
91	d7_2a_8	D7.2. Why is the chosen country/area your favorite? (8)Historical relics(choice multiple)	discrete	numeric-1.0	2289	3720	-
92	d7_2a_9	D7.2. Why is the chosen country/area your favorite? (9)Night life(choice multiple)	discrete	numeric-1.0	2289	3720	-
93	d7_2a_10	D7.2. Why is the chosen country/area your favorite? (10)Festival activities(choice multiple)	discrete	numeric-1.0	2289	3720	-
94	d7_2a_11	D7.2. Why is the chosen country/area your favorite?(11)Recreational facilities(choice multiple)	discrete	numeric-1.0	2289	3720	-
95	d7_2a_12	D7.2. Why is the chosen country/area your favorite? (12)Health care(choice multiple)	discrete	numeric-1.0	2289	3720	-
96	d7_2a_13	D7.2. Why is the chosen country/area your favorite?(13)Customs and culture(choice multiple)	discrete	numeric-1.0	2289	3720	-
97	d7_2a_14	D7.2. Why is the chosen country/area your favorite? (14)Friendliness of the people(choice multiple)	discrete	numeric-1.0	2289	3720	-
98	d7_2a_15	D7.2. Why is the chosen country/area your favorite?(15)Safe social environment(choice multiple)	discrete	numeric-1.0	2289	3720	-
99	d7_2a_16	D7.2. Why is the chosen country/area your favorite? (16)Democracy(choice multiple)	discrete	numeric-1.0	2289	3720	-
100	d7_2a_17	D7.2. Why is the chosen country/area your favorite? (17)Others(choice multiple)	discrete	numeric-1.0	2289	3720	-
101	d7_2b_1	D7.2. Taiwan is superior to this country/area	discrete	numeric-1.0	2289	3720	-

#	Name	Label	Type	Format	Valid	Invalid	Question
		in(1)Scenery(choice multiple)					
102	d7_2b_2	D7.2. Taiwan is superior to this country/area in(2)Price of goods(choice multiple)	discrete	numeric-1.0	2289	3720	-
103	d7_2b_3	D7.2. Taiwan is superior to this country/area in(3)Food(choice multiple)	discrete	numeric-1.0	2289	3720	-
104	d7_2b_4	D7.2. Taiwan is superior to this country/area in(4)Fruits(choice multiple)	discrete	numeric-1.0	2289	3720	-
105	d7_2b_5	D7.2. Taiwan is superior to this country/area in(5)Flowers(choice multiple)	discrete	numeric-1.0	2289	3720	-
106	d7_2b_6	D7.2. Taiwan is superior to this country/area in(6)Geographical convenience(choice multiple)	discrete	numeric-1.0	2289	3720	-
107	d7_2b_7	D7.2. Taiwan is superior to this country/area in(7)Weather(choice multiple)	discrete	numeric-1.0	2289	3720	-
108	d7_2b_8	D7.2. Taiwan is superior to this country/area in(8)Historical relics(choice multiple)	discrete	numeric-1.0	2289	3720	-
109	d7_2b_9	D7.2. Taiwan is superior to this country/area in(9)Night life(choice multiple)	discrete	numeric-1.0	2289	3720	-
110	d7_2b_10	D7.2. Taiwan is superior to this country/area in(10)Festival activities(choice multiple)	discrete	numeric-1.0	2289	3720	-
111	d7_2b_11	D7.2. Taiwan is superior to this country/area in(11)Recreational facilities(choice multiple)	discrete	numeric-1.0	2289	3720	-
112	d7_2b_12	D7.2. Taiwan is superior to this country/area in(12)Health care(choice multiple)	discrete	numeric-1.0	2289	3720	-
113	d7_2b_13	D7.2. Taiwan is superior to this country/area in(13)Customs and culture(choice multiple)	discrete	numeric-1.0	2289	3720	-
114	d7_2b_14	D7.2. Taiwan is superior to this country/area in(14)Friendliness of the people(choice multiple)	discrete	numeric-1.0	2289	3720	-
115	d7_2b_15	D7.2. Taiwan is superior to this country/area in(15)Safe social environment(choice multiple)	discrete	numeric-1.0	2289	3720	-
116	d7_2b_16	D7.2. Taiwan is superior to this country/area in(16)Democracy(choice multiple)	discrete	numeric-1.0	2289	3720	-

#	Name	Label	Type	Format	Valid	Invalid	Question
117	d7_2b_17	D7.2. Taiwan is superior to this country/area in(17)Others(choice multiple)	discrete	numeric-1.0	2289	3720	-
118	d8_1	D8. Which part of Taiwan has given you the deepest impression?(1)Gourmet food(choice multiple)	discrete	numeric-1.0	6009	0	-
119	d8_2	D8. Which part of Taiwan has given you the deepest impression?(2)Forest and seashore ecological landscapes(choice multiple)	discrete	numeric-1.0	6009	0	-
120	d8_3	D8. Which part of Taiwan has given you the deepest impression?(3)Coastal view(choice multiple)	discrete	numeric-1.0	6009	0	-
121	d8_4	D8. Which part of Taiwan has given you the deepest impression?(4)Hot springs (choice multiple)	discrete	numeric-1.0	6009	0	-
122	d8_5	D8. Which part of Taiwan has given you the deepest impression?(5)Historical relics(choice multiple)	discrete	numeric-1.0	6009	0	-
123	d8_6	D8. Which part of Taiwan has given you the deepest impression?(6)Night markets sightseeing(choice multiple)	discrete	numeric-1.0	6009	0	-
124	d8_7	D8. Which part of Taiwan has given you the deepest impression?(7)3C products(choice multiple)	discrete	numeric-1.0	6009	0	-
125	d8_8	D8. Which part of Taiwan has given you the deepest impression?(8)Cycling fun(choice multiple)	discrete	numeric-1.0	6009	0	-
126	d8_9	D8. Which part of Taiwan has given you the deepest impression?(9)Famous local products(choice multiple)	discrete	numeric-1.0	6009	0	-
127	d8_10	D8. Which part of Taiwan has given you the deepest impression? (10)Temple(choice multiple)	discrete	numeric-1.0	6009	0	-
128	d8_11	D8. Which part of Taiwan has given you the deepest impression?(11)Night life(choice multiple)	discrete	numeric-1.0	6009	0	-
129	d8_12	D8. Which part of Taiwan has given you the deepest impression?(12)Aboriginal culture(choice multiple)	discrete	numeric-1.0	6009	0	-
130	d8_13	D8. Which part of Taiwan has given you the deepest impression?(13)National Palace Museum(choice multiple)	discrete	numeric-1.0	6009	0	-

#	Name	Label	Type	Format	Valid	Invalid	Question
131	d8_14	D8. Which part of Taiwan has given you the deepest impression?(14)Taipei 101(choice multiple)	discrete	numeric-1.0	6009	0	-
132	d8_15	D8. Which part of Taiwan has given you the deepest impression? (15)Alishan(choice multiple)	discrete	numeric-1.0	6009	0	-
133	d8_16	D8. Which part of Taiwan has given you the deepest impression?(16)Sun Moon Lake(choice multiple)	discrete	numeric-1.0	6009	0	-
134	d8_17	D8. Which part of Taiwan has given you the deepest impression?(17)Taroko, Tienhsiang(choice multiple)	discrete	numeric-1.0	6009	0	-
135	d8_18	D8. Which part of Taiwan has given you the deepest impression? (18)Cosmetic and medical treatments(choice multiple)	discrete	numeric-1.0	6009	0	-
136	d8_19	D8. Which part of Taiwan has given you the deepest impression? (19)Local friendliness and hospitality(choice multiple)	discrete	numeric-1.0	6009	0	-
137	d8_20	D8. Which part of Taiwan has given you the deepest impression?(20)Traditional crafts(choice multiple)	discrete	numeric-1.0	6009	0	-
138	d8_21	D8. Which part of Taiwan has given you the deepest impression?(21)Recreational farm(choice multiple)	discrete	numeric-1.0	6009	0	-
139	d8_22	D8. Which part of Taiwan has given you the deepest impression?(22)Other(choice multiple)	discrete	numeric-1.0	6009	0	-

Group E、Personal Information

#	Name	Label	Type	Format	Valid	Invalid	Question
1	e1	E1. Nationality	discrete	numeric-2.0	6009	0	-
2	e2	E2. The country of your residence	discrete	numeric-2.0	6009	0	-
3	e3	E3. Age	discrete	numeric-2.0	6009	0	-
4	e4	E4. Annual income: (converted to USD)	discrete	numeric-2.0	6009	0	-
5	e5	E5. Education	discrete	numeric-2.0	6009	0	-
6	e6	E6. Occupation	discrete	numeric-2.0	6009	0	-
7	e7	E7. Gender	discrete	numeric-1.0	6009	0	-

Group created variables

#	Name	Label	Type	Format	Valid	Invalid	Question
---	------	-------	------	--------	-------	---------	----------

#	Name	Label	Type	Format	Valid	Invalid	Question
1	area	Survey areas	discrete	numeric-1.0	6009	0	-

Variables Description

Dataset contains 260 variable(s)

File : data2011

id: Case number

Information	[Type= continuous] [Format=numeric] [Range= 1-6009] [Missing=*]
Statistics [NW/ W]	[Valid=6009 /-] [Invalid=0 /-] [Mean=3005 /-] [StdDev=1734.793 /-]

mon: Configuration month

Information	[Type= discrete] [Format=numeric] [Range= 1-12] [Missing=*]
Statistics [NW/ W]	[Valid=6009 /-] [Invalid=0 /-]

Value	Label	Cases	Percentage
1		432	7.2%
2		482	8.0%
3		588	9.8%
4		556	9.3%
5		510	8.5%
6		489	8.1%
7		428	7.1%
8		503	8.4%
9		502	8.4%
10		486	8.1%
11		555	9.2%
12		478	8.0%

Warning: these figures indicate the number of cases found in the data file. They cannot be interpreted as summary statistics of the population of interest.

stay: Stay in Taiwan __day(s)

Information	[Type= continuous] [Format=numeric] [Range= 1-90] [Missing=*]
Statistics [NW/ W]	[Valid=6009 /-] [Invalid=0 /-] [Mean=6 /-] [StdDev=7.466 /-]

a2: A2. What was the port of entry?

Information	[Type= discrete] [Format=numeric] [Range= 1-6] [Missing=*]
Statistics [NW/ W]	[Valid=6009 /-] [Invalid=0 /-]

Value	Label	Cases	Percentage
1	Taiwan Taoyuan International Airport	5098	84.8%
2	Kaohsiung International Airport	379	6.3%
3	Taipei Sonshan Airport	490	8.2%
4	Keelung Port	5	0.1%
5	Kaohsiung Port	17	0.3%
6	Other	20	0.3%

Warning: these figures indicate the number of cases found in the data file. They cannot be interpreted as summary statistics of the population of interest.

a3: A3. How many times have you been to Taiwan in the past three years (including this time)?

Information	[Type= continuous] [Format=numeric] [Range= 1-100] [Missing=*]
Statistics [NW/ W]	[Valid=6009 /-] [Invalid=0 /-] [Mean=2.368 /-] [StdDev=4.327 /-]

a4: A4. How many days did you spend planning for this trip before you left for Taiwan?

Information	[Type= continuous] [Format=numeric] [Range= 1-720] [Missing=*]
Statistics [NW/ W]	[Valid=6009 /-] [Invalid=0 /-] [Mean=48.514 /-] [StdDev=70.097 /-]


a5: A5. Is anyone accompanying you on this trip?

Information	[Type= discrete] [Format=numeric] [Range= 1-2] [Missing=*]
-------------	--

File : data2011

a5: A5. Is anyone accompanying you on this trip?

Statistics [NW/ W] [Valid=6009 /-] [Invalid=0 /-]



Value	Label	Cases	Percentage
1	Yes (go toA6.)	4625	 77.0%
2	No (skip to section B)	1384	 23.0%

Warning: these figures indicate the number of cases found in the data file. They cannot be interpreted as summary statistics of the population of interest.

a6_1: A6. The people who are accompanying you are:(1)Spouse(choice multiple)

Information [Type= discrete] [Format=numeric] [Range= 0-1] [Missing=*]

Statistics [NW/ W] [Valid=4625 /-] [Invalid=1384 /-]



Value	Label	Cases	Percentage
0	No	3456	 74.7%
1	Yes	1169	 25.3%
Sysmiss		1384	

Warning: these figures indicate the number of cases found in the data file. They cannot be interpreted as summary statistics of the population of interest.

a6_2: A6. The people who are accompanying you are:(2)Children(choice multiple)

Information [Type= discrete] [Format=numeric] [Range= 0-1] [Missing=*]

Statistics [NW/ W] [Valid=4625 /-] [Invalid=1384 /-]



Value	Label	Cases	Percentage
0	No	4212	 91.1%
1	Yes	413	 8.9%
Sysmiss		1384	

Warning: these figures indicate the number of cases found in the data file. They cannot be interpreted as summary statistics of the population of interest.

a6_3: A6. The people who are accompanying you are:(3)Parents(choice multiple)

Information [Type= discrete] [Format=numeric] [Range= 0-1] [Missing=*]

Statistics [NW/ W] [Valid=4625 /-] [Invalid=1384 /-]



Value	Label	Cases	Percentage
0	No	4203	 90.9%
1	Yes	422	 9.1%
Sysmiss		1384	

Warning: these figures indicate the number of cases found in the data file. They cannot be interpreted as summary statistics of the population of interest.

a6_4: A6. The people who are accompanying you are:(4)Relatives(choice multiple)

Information [Type= discrete] [Format=numeric] [Range= 0-1] [Missing=*]

Statistics [NW/ W] [Valid=4625 /-] [Invalid=1384 /-]

Value	Label	Cases	Percentage
0	No	4020	 86.9%
1	Yes	605	 13.1%
Sysmiss		1384	

Warning: these figures indicate the number of cases found in the data file. They cannot be interpreted as summary statistics of the population of interest.



a6_5: A6. The people who are accompanying you are:(5)Colleagues(choice multiple)

Information [Type= discrete] [Format=numeric] [Range= 0-1] [Missing=*]

Statistics [NW/ W] [Valid=4625 /-] [Invalid=1384 /-]

File : data2011



a6_5: A6. The people who are accompanying you are:(5)Colleagues(choice multiple)

Value	Label	Cases	Percentage
0	No	3358	 72.6%
1	Yes	1267	 27.4%
Sysmiss		1384	

Warning: these figures indicate the number of cases found in the data file. They cannot be interpreted as summary statistics of the population of interest.

a6_6: A6. The people who are accompanying you are:(6)Friends(choice multiple)



Information	[Type= discrete] [Format=numeric] [Range= 0-1] [Missing=*]
Statistics [NW/ W]	[Valid=4625 /-] [Invalid=1384 /-]

Value	Label	Cases	Percentage
0	No	2867	 62.0%
1	Yes	1758	 38.0%
Sysmiss		1384	

Warning: these figures indicate the number of cases found in the data file. They cannot be interpreted as summary statistics of the population of interest.

b1_1: B1.1. Have you ever obtained pre-travel information about Taiwan from official government tourism promotion campaigns or travel reports?







Information	[Type= discrete] [Format=numeric] [Range= 1-2] [Missing=*]
Statistics [NW/ W]	[Valid=6009 /-] [Invalid=0 /-]

Value	Label	Cases	Percentage
1	Yes (go toB1. 2.)	3987	 66.4%
2	No (skip to B2.1)	2022	 33.6%

Warning: these figures indicate the number of cases found in the data file. They cannot be interpreted as summary statistics of the population of interest.

b1_2_1: B1.2. How would you rate the source of information's influence on your decision to visit Taiwan? (1)Newspapers, magazines, books




Information	[Type= discrete] [Format=numeric] [Range= 0-5] [Missing=*]
Statistics [NW/ W]	[Valid=3987 /-] [Invalid=2022 /-]

Value	Label	Cases	Percentage
0	Never Seen	2205	 55.3%
1	Very slight	147	 3.7%
2	Slight	186	 4.7%
3	Moderate	405	 10.2%
4	Strong	488	 12.2%
5	Very Strong	556	 13.9%
Sysmiss		2022	

Warning: these figures indicate the number of cases found in the data file. They cannot be interpreted as summary statistics of the population of interest.

b1_2_2: B1.2. How would you rate the source of information's influence on your decision to visit Taiwan? (2)Underground(subway), advertisement boxes, advertisement on buses

Information	[Type= discrete] [Format=numeric] [Range= 0-5] [Missing=*]
Statistics [NW/ W]	[Valid=3987 /-] [Invalid=2022 /-]

Value	Label	Cases	Percentage
0	Never Seen	3361	 84.3%
1	Very slight	57	 1.4%
2	Slight	80	 2.0%

File : data2011

b1_2_2: B1.2. How would you rate the source of information's influence on your decision to visit Taiwan? (2)Underground(subway), advertisement boxes, advertisement on buses

Value	Label	Cases	Percentage
3	Moderate	258	6.5%
4	Strong	172	4.3%
5	Very Strong	59	1.5%
Sysmiss		2022	

Warning: these figures indicate the number of cases found in the data file. They cannot be interpreted as summary statistics of the population of interest.

b1_2_3: B1.2. How would you rate the source of information's influence on your decision to visit Taiwan?(3)TV, radio

Information	[Type= discrete] [Format=numeric] [Range= 0-5] [Missing=*]
Statistics [NW/ W]	[Valid=3987 /-] [Invalid=2022 /-]

Value	Label	Cases	Percentage
0	Never Seen	1659	41.6%
1	Very slight	139	3.5%
2	Slight	193	4.8%
3	Moderate	496	12.4%
4	Strong	763	19.1%
5	Very Strong	737	18.5%
Sysmiss		2022	

Warning: these figures indicate the number of cases found in the data file. They cannot be interpreted as summary statistics of the population of interest.

b1_2_4: B1.2. How would you rate the source of information's influence on your decision to visit Taiwan?(4)Internet

Information	[Type= discrete] [Format=numeric] [Range= 0-5] [Missing=*]
Statistics [NW/ W]	[Valid=3987 /-] [Invalid=2022 /-]

Value	Label	Cases	Percentage
0	Never Seen	1798	45.1%
1	Very slight	44	1.1%
2	Slight	137	3.4%
3	Moderate	464	11.6%
4	Strong	683	17.1%
5	Very Strong	861	21.6%
Sysmiss		2022	

Warning: these figures indicate the number of cases found in the data file. They cannot be interpreted as summary statistics of the population of interest.

b1_2_5: B1.2. How would you rate the source of information's influence on your decision to visit Taiwan? (5)International travel exhibitions

Information	[Type= discrete] [Format=numeric] [Range= 0-5] [Missing=*]
Statistics [NW/ W]	[Valid=3987 /-] [Invalid=2022 /-]

Value	Label	Cases	Percentage
0	Never Seen	3455	86.7%
1	Very slight	55	1.4%
2	Slight	107	2.7%
3	Moderate	181	4.5%
4	Strong	133	3.3%
5	Very Strong	56	1.4%

File : data2011

b1_2_5: B1.2. How would you rate the source of information's influence on your decision to visit Taiwan? (5)International travel exhibitions

Value	Label	Cases	Percentage
Sysmiss		2022	

Warning: these figures indicate the number of cases found in the data file. They cannot be interpreted as summary statistics of the population of interest.

b1_2_6: B1.2. How would you rate the source of information's influence on your decision to visit Taiwan?(6)Outdoor advertisements or billboards

Information	[Type= discrete] [Format=numeric] [Range= 0-5] [Missing=*]
Statistics [NW/ W]	[Valid=3987 /-] [Invalid=2022 /-]

Value	Label	Cases	Percentage
0	Never Seen	3496	87.7%
1	Very slight	106	2.7%
2	Slight	78	2.0%
3	Moderate	179	4.5%
4	Strong	101	2.5%
5	Very Strong	27	0.7%
Sysmiss		2022	

Warning: these figures indicate the number of cases found in the data file. They cannot be interpreted as summary statistics of the population of interest.

b1_2_7: B1.2. How would you rate the source of information's influence on your decision to visit Taiwan?(7)Tourism leaflets of travel agencies

Information	[Type= discrete] [Format=numeric] [Range= 0-5] [Missing=*]
Statistics [NW/ W]	[Valid=3987 /-] [Invalid=2022 /-]

Value	Label	Cases	Percentage
0	Never Seen	2328	58.4%
1	Very slight	81	2.0%
2	Slight	113	2.8%
3	Moderate	327	8.2%
4	Strong	421	10.6%
5	Very Strong	717	18.0%
Sysmiss		2022	











Warning: these figures indicate the number of cases found in the data file. They cannot be interpreted as summary statistics of the population of interest.

b1_2_8: B1.2. How would you rate the source of information's influence on your decision to visit Taiwan?(8)Word-of-mouth recommendations from friends or relatives

Information	[Type= discrete] [Format=numeric] [Range= 0-5] [Missing=*]
Statistics [NW/ W]	[Valid=3987 /-] [Invalid=2022 /-]

Value	Label	Cases	Percentage
0	Never Seen	2506	62.9%
1	Very slight	49	1.2%
2	Slight	83	2.1%
3	Moderate	333	8.4%
4	Strong	554	13.9%
5	Very Strong	462	11.6%
Sysmiss		2022	

Warning: these figures indicate the number of cases found in the data file. They cannot be interpreted as summary statistics of the population of interest.

File : data2011			
# b2_1_1: B2.1. Where do you plan to get travel information after your arrival in Taiwan?(1)Airport Arrival Hall(choice multiple)			
Information	[Type= discrete] [Format=numeric] [Range= 0-1] [Missing=*]		
Statistics [NW/ W]	[Valid=6009 /-] [Invalid=0 /-]		
Value	Label	Cases	Percentage
0	No	3950	 65.7%
1	Yes	2059	 34.3%
Warning: these figures indicate the number of cases found in the data file. They cannot be interpreted as summary statistics of the population of interest.			
# b2_1_2: B2.1. Where do you plan to get travel information after your arrival in Taiwan?(2)Ground Transportation Center(choice multiple)			
Information	[Type= discrete] [Format=numeric] [Range= 0-1] [Missing=*]		
Statistics [NW/ W]	[Valid=6009 /-] [Invalid=0 /-]		
Value	Label	Cases	Percentage
0	No	5489	 91.3%
1	Yes	520	 8.7%
Warning: these figures indicate the number of cases found in the data file. They cannot be interpreted as summary statistics of the population of interest.			
# b2_1_3: B2.1. Where do you plan to get travel information after your arrival in Taiwan?(3)Travel Agency(choice multiple)			
Information	[Type= discrete] [Format=numeric] [Range= 0-1] [Missing=*]		
Statistics [NW/ W]	[Valid=6009 /-] [Invalid=0 /-]		
Value	Label	Cases	Percentage
0	No	4336	 72.2%
1	Yes	1673	 27.8%
Warning: these figures indicate the number of cases found in the data file. They cannot be interpreted as summary statistics of the population of interest.			
# b2_1_4: B2.1. Where do you plan to get travel information after your arrival in Taiwan?(4)Visitor Information Center(choice multiple)			
Information	[Type= discrete] [Format=numeric] [Range= 0-1] [Missing=*]		
Statistics [NW/ W]	[Valid=6009 /-] [Invalid=0 /-]		
Value	Label	Cases	Percentage
0	No	5000	 83.2%
1	Yes	1009	 16.8%
Warning: these figures indicate the number of cases found in the data file. They cannot be interpreted as summary statistics of the population of interest.			
# b2_1_5: B2.1. Where do you plan to get travel information after your arrival in Taiwan?(5)Hotel(choice multiple)			
Information	[Type= discrete] [Format=numeric] [Range= 0-1] [Missing=*]		
Statistics [NW/ W]	[Valid=6009 /-] [Invalid=0 /-]		
Value	Label	Cases	Percentage
0	No	3406	 56.7%
1	Yes	2603	 43.3%
Warning: these figures indicate the number of cases found in the data file. They cannot be interpreted as summary statistics of the population of interest.			
# b2_1_6: B2.1. Where do you plan to get travel information after your arrival in Taiwan?(6)Internet(choice multiple)			
Information	[Type= discrete] [Format=numeric] [Range= 0-1] [Missing=*]		
Statistics [NW/ W]	[Valid=6009 /-] [Invalid=0 /-]		

File : data2011


b2_1_6: B2.1. Where do you plan to get travel information after your arrival in Taiwan?(6)Internet(choice multiple)

Value	Label	Cases	Percentage
0	No	4239	 70.5%
1	Yes	1770	 29.5%

Warning: these figures indicate the number of cases found in the data file. They cannot be interpreted as summary statistics of the population of interest.

b2_1_7: B2.1. Where do you plan to get travel information after your arrival in Taiwan?(7)Convenient Store(choice multiple)



Information	[Type= discrete] [Format=numeric] [Range= 0-1] [Missing=*]
Statistics [NW/ W]	[Valid=6009 /-] [Invalid=0 /-]

Value	Label	Cases	Percentage
0	No	5563	 92.6%
1	Yes	446	 7.4%

Warning: these figures indicate the number of cases found in the data file. They cannot be interpreted as summary statistics of the population of interest.

b2_1_8: B2.1. Where do you plan to get travel information after your arrival in Taiwan?(8)Restaurant(choice multiple)



Information	[Type= discrete] [Format=numeric] [Range= 0-1] [Missing=*]
Statistics [NW/ W]	[Valid=6009 /-] [Invalid=0 /-]

Value	Label	Cases	Percentage
0	No	5864	 97.6%
1	Yes	145	 2.4%

Warning: these figures indicate the number of cases found in the data file. They cannot be interpreted as summary statistics of the population of interest.

b2_1_9: B2.1. Where do you plan to get travel information after your arrival in Taiwan?(9)Other(choice multiple)



Information	[Type= discrete] [Format=numeric] [Range= 0-1] [Missing=*]
Statistics [NW/ W]	[Valid=6009 /-] [Invalid=0 /-]

Value	Label	Cases	Percentage
0	No	5162	 85.9%
1	Yes	847	 14.1%

Warning: these figures indicate the number of cases found in the data file. They cannot be interpreted as summary statistics of the population of interest.

b2_2_1: B2.2. What kind of tourism information do you hope to get after arriving in Taiwan?(1)Service items and travel programs of travel agencies(choice multiple)

Information	[Type= discrete] [Format=numeric] [Range= 0-1] [Missing=*]
Statistics [NW/ W]	[Valid=6009 /-] [Invalid=0 /-]

Value	Label	Cases	Percentage
0	No	5217	 86.8%
1	Yes	792	 13.2%

Warning: these figures indicate the number of cases found in the data file. They cannot be interpreted as summary statistics of the population of interest.

b2_2_2: B2.2. What kind of tourism information do you hope to get after arriving in Taiwan?(2)Transportation information (railway, MRT, car rentals)(choice multiple)

Information	[Type= discrete] [Format=numeric] [Range= 0-1] [Missing=*]
Statistics [NW/ W]	[Valid=6009 /-] [Invalid=0 /-]

Value	Label	Cases	Percentage
0	No	3539	 58.9%

File : data2011

b2_2_2: B2.2. What kind of tourism information do you hope to get after arriving in Taiwan?(2)Transportation information (railway, MRT, car rentals)(choice multiple)

Value	Label	Cases	Percentage
1	Yes	2470	41.1%

Warning: these figures indicate the number of cases found in the data file. They cannot be interpreted as summary statistics of the population of interest.

b2_2_3: B2.2. What kind of tourism information do you hope to get after arriving in Taiwan?(3)Travel or road maps(choice multiple)

Information	[Type= discrete] [Format=numeric] [Range= 0-1] [Missing=*]
Statistics [NW/ W]	[Valid=6009 /-] [Invalid=0 /-]

Value	Label	Cases	Percentage
0	No	4006	66.7%
1	Yes	2003	33.3%

Warning: these figures indicate the number of cases found in the data file. They cannot be interpreted as summary statistics of the population of interest.

b2_2_4: B2.2. What kind of tourism information do you hope to get after arriving in Taiwan?(4)Restaurant information(choice multiple)

Information	[Type= discrete] [Format=numeric] [Range= 0-1] [Missing=*]
Statistics [NW/ W]	[Valid=6009 /-] [Invalid=0 /-]

Value	Label	Cases	Percentage
0	No	2828	47.1%
1	Yes	3181	52.9%

Warning: these figures indicate the number of cases found in the data file. They cannot be interpreted as summary statistics of the population of interest.

b2_2_5: B2.2. What kind of tourism information do you hope to get after arriving in Taiwan?(5)Accommodation information(choice multiple)

Information	[Type= discrete] [Format=numeric] [Range= 0-1] [Missing=*]
Statistics [NW/ W]	[Valid=6009 /-] [Invalid=0 /-]

Value	Label	Cases	Percentage
0	No	5036	83.8%
1	Yes	973	16.2%

Warning: these figures indicate the number of cases found in the data file. They cannot be interpreted as summary statistics of the population of interest.

b2_2_6: B2.2. What kind of tourism information do you hope to get after arriving in Taiwan?(6)Theme traveling suggestion(choice multiple)

Information	[Type= discrete] [Format=numeric] [Range= 0-1] [Missing=*]
Statistics [NW/ W]	[Valid=6009 /-] [Invalid=0 /-]

Value	Label	Cases	Percentage
0	No	4976	82.8%
1	Yes	1033	17.2%

Warning: these figures indicate the number of cases found in the data file. They cannot be interpreted as summary statistics of the population of interest.

b2_2_7: B2.2. What kind of tourism information do you hope to get after arriving in Taiwan?(7)Scenic spots introduction(choice multiple)

Information	[Type= discrete] [Format=numeric] [Range= 0-1] [Missing=*]
Statistics [NW/ W]	[Valid=6009 /-] [Invalid=0 /-]

Value	Label	Cases	Percentage
0	No	2764	46.0%

File : data2011

b2_2_7: B2.2. What kind of tourism information do you hope to get after arriving in Taiwan?(7)Scenic spots introduction(choice multiple)

Value	Label	Cases	Percentage
1	Yes	3245	54.0%

Warning: these figures indicate the number of cases found in the data file. They cannot be interpreted as summary statistics of the population of interest.

b2_2_8: B2.2. What kind of tourism information do you hope to get after arriving in Taiwan?(8)Festivals introduction(choice multiple)

Information	[Type= discrete] [Format=numeric] [Range= 0-1] [Missing=*]
Statistics [NW/ W]	[Valid=6009 /-] [Invalid=0 /-]

Value	Label	Cases	Percentage
0	No	5213	86.8%
1	Yes	796	13.2%

Warning: these figures indicate the number of cases found in the data file. They cannot be interpreted as summary statistics of the population of interest.

b2_2_9: B2.2. What kind of tourism information do you hope to get after arriving in Taiwan?(9)Other(choice multiple)

Information	[Type= discrete] [Format=numeric] [Range= 0-1] [Missing=*]
Statistics [NW/ W]	[Valid=6009 /-] [Invalid=0 /-]

Value	Label	Cases	Percentage
0	No	5234	87.1%
1	Yes	775	12.9%

Warning: these figures indicate the number of cases found in the data file. They cannot be interpreted as summary statistics of the population of interest.

b3a: B3. What are the purposes of taking this trip to Taiwan?Main reason

Information	[Type= discrete] [Format=numeric] [Range= 1-6] [Missing=*]
Statistics [NW/ W]	[Valid=6009 /-] [Invalid=0 /-]

Value	Label	Cases	Percentage
1	Sightseeing(go to B4.)	3894	64.8%
2	Business(skip to B5.)	1457	24.2%
3	International Conference or Exhibition(skip to B5.)	151	2.5%
4	Visiting friends or relatives(skip to section C.)	316	5.3%
5	Studies(skip to section C.)	55	0.9%
6	Other(skip to section C.)	136	2.3%

Warning: these figures indicate the number of cases found in the data file. They cannot be interpreted as summary statistics of the population of interest.

b3b: B3. What are the purposes of taking this trip to Taiwan?Second reason

Information	[Type= discrete] [Format=numeric] [Range= 1-99] [Missing=*]
Statistics [NW/ W]	[Valid=6009 /-] [Invalid=0 /-]

Value	Label	Cases	Percentage
1	Sightseeing(go to B4.)	387	6.4%
2	Business(skip to B5.)	20	0.3%
3	International Conference or Exhibition(skip to B5.)	6	0.1%
4	Visiting friends or relatives(skip to section C.)	113	1.9%
5	Studies(skip to section C.)	5	0.1%
6	Other(skip to section C.)	17	0.3%
99	Not applicable	5461	90.9%

File : data2011

b3b: B3. What are the purposes of taking this trip to Taiwan?Second reason

Warning: these figures indicate the number of cases found in the data file. They cannot be interpreted as summary statistics of the population of interest.

b4_1: B4. What attracted you to come to Taiwan for sightseeing this time?(1)Scenery(choice multiple)

Information [Type= discrete] [Format=numeric] [Range= 0-1] [Missing=*]

Statistics [NW/ W] [Valid=4281 /-] [Invalid=1728 /-]

Value	Label	Cases	Percentage
0	No	1678	39.2%
1	Yes	2603	60.8%
Sysmiss		1728	

Warning: these figures indicate the number of cases found in the data file. They cannot be interpreted as summary statistics of the population of interest.

b4_2: B4. What attracted you to come to Taiwan for sightseeing this time?(2)Price of goods(choice multiple)

Information [Type= discrete] [Format=numeric] [Range= 0-1] [Missing=*]

Statistics [NW/ W] [Valid=4281 /-] [Invalid=1728 /-]

Value	Label	Cases	Percentage
0	No	3501	81.8%
1	Yes	780	18.2%
Sysmiss		1728	

Warning: these figures indicate the number of cases found in the data file. They cannot be interpreted as summary statistics of the population of interest.

b4_3: B4. What attracted you to come to Taiwan for sightseeing this time?(3)Food(choice multiple)

Information [Type= discrete] [Format=numeric] [Range= 0-1] [Missing=*]

Statistics [NW/ W] [Valid=4281 /-] [Invalid=1728 /-]

Value	Label	Cases	Percentage
0	No	2510	58.6%
1	Yes	1771	41.4%
Sysmiss		1728	

Warning: these figures indicate the number of cases found in the data file. They cannot be interpreted as summary statistics of the population of interest.

b4_4: B4. What attracted you to come to Taiwan for sightseeing this time?(4)Fruits(choice multiple)

Information [Type= discrete] [Format=numeric] [Range= 0-1] [Missing=*]

Statistics [NW/ W] [Valid=4281 /-] [Invalid=1728 /-]

Value	Label	Cases	Percentage
0	No	3409	79.6%
1	Yes	872	20.4%
Sysmiss		1728	

Warning: these figures indicate the number of cases found in the data file. They cannot be interpreted as summary statistics of the population of interest.

b4_5: B4. What attracted you to come to Taiwan for sightseeing this time?(5)Flowers(choice multiple)

Information [Type= discrete] [Format=numeric] [Range= 0-1] [Missing=*]

Statistics [NW/ W] [Valid=4281 /-] [Invalid=1728 /-]

Value	Label	Cases	Percentage
0	No	4118	96.2%
1	Yes	163	3.8%
Sysmiss		1728	

Warning: these figures indicate the number of cases found in the data file. They cannot be interpreted as summary statistics of the population of interest.

File : data2011

b4_6: B4. What attracted you to come to Taiwan for sightseeing this time?(6)Geographical convenience(choice multiple)

Information	[Type= discrete] [Format=numeric] [Range= 0-1] [Missing=*]		
Statistics [NW/ W]	[Valid=4281 /-] [Invalid=1728 /-]		
Value	Label	Cases	Percentage
0	No	3450	80.6%
1	Yes	831	19.4%
Sysmiss		1728	

Warning: these figures indicate the number of cases found in the data file. They cannot be interpreted as summary statistics of the population of interest.

b4_7: B4. What attracted you to come to Taiwan for sightseeing this time?(7)Weather(choice multiple)

Information	[Type= discrete] [Format=numeric] [Range= 0-1] [Missing=*]		
Statistics [NW/ W]	[Valid=4281 /-] [Invalid=1728 /-]		
Value	Label	Cases	Percentage
0	No	3892	90.9%
1	Yes	389	9.1%
Sysmiss		1728	

Warning: these figures indicate the number of cases found in the data file. They cannot be interpreted as summary statistics of the population of interest.

b4_8: B4. What attracted you to come to Taiwan for sightseeing this time?(8)Historical relics(choice multiple)

Information	[Type= discrete] [Format=numeric] [Range= 0-1] [Missing=*]		
Statistics [NW/ W]	[Valid=4281 /-] [Invalid=1728 /-]		
Value	Label	Cases	Percentage
0	No	3229	75.4%
1	Yes	1052	24.6%
Sysmiss		1728	

Warning: these figures indicate the number of cases found in the data file. They cannot be interpreted as summary statistics of the population of interest.



# b4_9: B4. What attracted you to come to Taiwan for sightseeing this time?(9)Night life(choice multiple)			
Information	[Type= discrete] [Format=numeric] [Range= 0-1] [Missing=*]		
Statistics [NW/ W]	[Valid=4281 /-] [Invalid=1728 /-]		
Value	Label	Cases	Percentage
0	No	3959	92.5%
1	Yes	322	7.5%
Sysmiss		1728	
Warning: these figures indicate the number of cases found in the data file. They cannot be interpreted as summary statistics of the population of interest.			
# b4_10: B4. What attracted you to come to Taiwan for sightseeing this time?(10)Festival activities(choice multiple)			
Information	[Type= discrete] [Format=numeric] [Range= 0-1] [Missing=*]		
Statistics [NW/ W]	[Valid=4281 /-] [Invalid=1728 /-]		
Value	Label	Cases	Percentage
0	No	4209	98.3%
1	Yes	72	1.7%
Sysmiss		1728	
Warning: these figures indicate the number of cases found in the data file. They cannot be interpreted as summary statistics of the population of interest.			
# b4_11: B4. What attracted you to come to Taiwan for sightseeing this time?(11)Recreational facilities(e.g. amusement parks, golf courses, resort villages)(choice multiple)			
Information	[Type= discrete] [Format=numeric] [Range= 0-1] [Missing=*]		
Statistics [NW/ W]	[Valid=4281 /-] [Invalid=1728 /-]		
Value	Label	Cases	Percentage
0	No	4194	98.0%
1	Yes	87	2.0%
Sysmiss		1728	
Warning: these figures indicate the number of cases found in the data file. They cannot be interpreted as summary statistics of the population of interest.			
# b4_12: B4. What attracted you to come to Taiwan for sightseeing this time?(12)Health care(choice multiple)			
Information	[Type= discrete] [Format=numeric] [Range= 0-1] [Missing=*]		
Statistics [NW/ W]	[Valid=4281 /-] [Invalid=1728 /-]		
Value	Label	Cases	Percentage
0	No	4253	99.3%
1	Yes	28	0.7%
Sysmiss		1728	
Warning: these figures indicate the number of cases found in the data file. They cannot be interpreted as summary statistics of the population of interest.			
# b4_13: B4. What attracted you to come to Taiwan for sightseeing this time?(13)Taiwan's customs and culture(choice multiple)			
Information	[Type= discrete] [Format=numeric] [Range= 0-1] [Missing=*]		
Statistics [NW/ W]	[Valid=4281 /-] [Invalid=1728 /-]		
Value	Label	Cases	Percentage
0	No	2791	65.2%
1	Yes	1490	34.8%
Sysmiss		1728	
Warning: these figures indicate the number of cases found in the data file. They cannot be interpreted as summary statistics of the population of interest.			

# b4_14: B4. What attracted you to come to Taiwan for sightseeing this time?(14)Friendliness of the people(choice multiple)			
Information	[Type= discrete] [Format=numeric] [Range= 0-1] [Missing=*]		
Statistics [NW/ W]	[Valid=4281 /-] [Invalid=1728 /-]		
Value	Label	Cases	Percentage
0	No	3156	<div><div></div></div> 73.7%
1	Yes	1125	<div><div></div></div> 26.3%
Sysmiss		1728	
Warning: these figures indicate the number of cases found in the data file. They cannot be interpreted as summary statistics of the population of interest.			
# b4_15: B4. What attracted you to come to Taiwan for sightseeing this time?(15)Safe social environment(choice multiple)			
Information	[Type= discrete] [Format=numeric] [Range= 0-1] [Missing=*]		
Statistics [NW/ W]	[Valid=4281 /-] [Invalid=1728 /-]		
Value	Label	Cases	Percentage
0	No	3663	<div><div></div></div> 85.6%
1	Yes	618	<div><div></div></div> 14.4%
Sysmiss		1728	
Warning: these figures indicate the number of cases found in the data file. They cannot be interpreted as summary statistics of the population of interest.			
# b4_16: B4. What attracted you to come to Taiwan for sightseeing this time?(16)Democracy(choice multiple)			
Information	[Type= discrete] [Format=numeric] [Range= 0-1] [Missing=*]		
Statistics [NW/ W]	[Valid=4281 /-] [Invalid=1728 /-]		
Value	Label	Cases	Percentage
0	No	4199	<div><div></div></div> 98.1%
1	Yes	82	<div><div></div></div> 1.9%
Sysmiss		1728	
Warning: these figures indicate the number of cases found in the data file. They cannot be interpreted as summary statistics of the population of interest.			
# b4_17: B4. What attracted you to come to Taiwan for sightseeing this time?(17)Company excursion(choice multiple)			
Information	[Type= discrete] [Format=numeric] [Range= 0-1] [Missing=*]		
Statistics [NW/ W]	[Valid=4281 /-] [Invalid=1728 /-]		
Value	Label	Cases	Percentage
0	No	3906	<div><div></div></div> 91.2%
1	Yes	375	<div><div></div></div> 8.8%
Sysmiss		1728	
Warning: these figures indicate the number of cases found in the data file. They cannot be interpreted as summary statistics of the population of interest.			
# b4_18: B4. What attracted you to come to Taiwan for sightseeing this time?(18)Other(choice multiple)			
Information	[Type= discrete] [Format=numeric] [Range= 0-1] [Missing=*]		
Statistics [NW/ W]	[Valid=4281 /-] [Invalid=1728 /-]		
Value	Label	Cases	Percentage
0	No	3773	<div><div></div></div> 88.1%
1	Yes	508	<div><div></div></div> 11.9%
Sysmiss		1728	
Warning: these figures indicate the number of cases found in the data file. They cannot be interpreted as summary statistics of the population of interest.			

b5_1: B5.1 Did you spend your free time sightseeing during this visit to Taiwan?(If your answer of B3 is “(1)”, please go to section C.)

Information	[Type= discrete] [Format=numeric] [Range= 1-2] [Missing=*]
--------------------	--

Statistics [NW/ W]	[Valid=1620 /-] [Invalid=4389 /-]
---------------------------	-----------------------------------







Value	Label	Cases	Percentage
1	Yes(go to B5.1.A)	910	 56.2%
2	No(skip to B5.1.B)	710	 43.8%
Sysmiss		4389	

Warning: these figures indicate the number of cases found in the data file. They cannot be interpreted as summary statistics of the population of interest.

b5_1a: B5A.Yes. If so, how much time did you spend sightseeing?

Information	[Type= discrete] [Format=numeric] [Range= 1-6] [Missing=*]
--------------------	--

Statistics [NW/ W]	[Valid=910 /-] [Invalid=5099 /-]
---------------------------	----------------------------------



Value	Label	Cases	Percentage
1	Half a day	336	 36.9%
2	1 day	242	 26.6%
3	2 days	160	 17.6%
4	3 days	57	 6.3%
5	4 days	33	 3.6%
6	Over 5 days	82	 9.0%
Sysmiss		5099	

Warning: these figures indicate the number of cases found in the data file. They cannot be interpreted as summary statistics of the population of interest.

b5_1b_1: B5B.No. Why not?(1)Not arranged by the local office/sponsor(choice multiple)

Information	[Type= discrete] [Format=numeric] [Range= 0-1] [Missing=*]
--------------------	--

Statistics [NW/ W]	[Valid=710 /-] [Invalid=5299 /-]
---------------------------	----------------------------------



Value	Label	Cases	Percentage
0	No	620	 87.3%
1	Yes	90	 12.7%
Sysmiss		5299	

Warning: these figures indicate the number of cases found in the data file. They cannot be interpreted as summary statistics of the population of interest.

b5_1b_2: B5B.No. Why not?(2)Lack of time(choice multiple)

Information	[Type= discrete] [Format=numeric] [Range= 0-1] [Missing=*]
--------------------	--

Statistics [NW/ W]	[Valid=710 /-] [Invalid=5299 /-]
---------------------------	----------------------------------



Value	Label	Cases	Percentage
0	No	110	 15.5%
1	Yes	600	 84.5%
Sysmiss		5299	

Warning: these figures indicate the number of cases found in the data file. They cannot be interpreted as summary statistics of the population of interest.

b5_1b_3: B5B.No. Why not?(3)Lack of tourism information(choice multiple)




Information	[Type= discrete] [Format=numeric] [Range= 0-1] [Missing=*]
--------------------	--

Statistics [NW/ W]	[Valid=710 /-] [Invalid=5299 /-]
---------------------------	----------------------------------

Value	Label	Cases	Percentage
0	No	666	 93.8%
1	Yes	44	 6.2%
Sysmiss		5299	

# b5_1b_3: B5B.No. Why not?(3)Lack of tourism information(choice multiple)			
Warning: these figures indicate the number of cases found in the data file. They cannot be interpreted as summary statistics of the population of interest.			
# b5_1b_4: B5B.No. Why not?(4)Not included in the package tour(choice multiple)			
Information	[Type= discrete] [Format=numeric] [Range= 0-1] [Missing=*]		
Statistics [NW/ W]	[Valid=710 /-] [Invalid=5299 /-]		
Value	Label	Cases	Percentage
0	No	700	98.6%
1	Yes	10	1.4%
Sysmiss		5299	
Warning: these figures indicate the number of cases found in the data file. They cannot be interpreted as summary statistics of the population of interest.			
# b5_1b_5: B5B.No. Why not?(5)Nothing interesting(choice multiple)			
Information	[Type= discrete] [Format=numeric] [Range= 0-1] [Missing=*]		
Statistics [NW/ W]	[Valid=710 /-] [Invalid=5299 /-]		
Value	Label	Cases	Percentage
0	No	687	96.8%
1	Yes	23	3.2%
Sysmiss		5299	
Warning: these figures indicate the number of cases found in the data file. They cannot be interpreted as summary statistics of the population of interest.			
# b5_1b_6: B5B.No. Why not?(6)Other(choice multiple)			
Information	[Type= discrete] [Format=numeric] [Range= 0-1] [Missing=*]		
Statistics [NW/ W]	[Valid=710 /-] [Invalid=5299 /-]		
Value	Label	Cases	Percentage
0	No	705	99.3%
1	Yes	5	0.7%
Sysmiss		5299	
Warning: these figures indicate the number of cases found in the data file. They cannot be interpreted as summary statistics of the population of interest.			
# c1: C1. How did you arrange this trip to Taiwan?			
Information	[Type= discrete] [Format=numeric] [Range= 1-5] [Missing=*]		
Statistics [NW/ W]	[Valid=6009 /-] [Invalid=0 /-]		
Value	Label	Cases	Percentage
1	Group tour arranged through a travel agency	2492	41.5%
2	Individual tour arranged through a travel agency	164	2.7%
3	Accommodations arranged (and ticket booked) through a travel	1469	24.4%
4	Self-guided tour, with an itinerary planned and activities a	33	0.5%
5	Self-guided tour, without any arrangements by a Taiwan trave	1851	30.8%
Warning: these figures indicate the number of cases found in the data file. They cannot be interpreted as summary statistics of the population of interest.			
# c2_1_1: C2.1. How would you rate your level of satisfaction with the services provided by the local travel agency and tour guides?(1) Itinerary			
Information	[Type= discrete] [Format=numeric] [Range= 0-99] [Missing=*]		
Statistics [NW/ W]	[Valid=2689 /-] [Invalid=3320 /-]		
Value	Label	Cases	Percentage
0	Not applicable	164	6.1%
1	Very dissatisfied	1	0.0%
2	Dissatisfied	31	1.2%





c2_1_1: C2.1. How would you rate your level of satisfaction with the services provided by the local travel agency and tour guides ?(1) Itinerary

Value	Label	Cases	Percentage
3	Neutral	289	 10.7%
4	Satisfied	1190	 44.3%
5	Very satisfied	1014	 37.7%
99	Missing	0	
Sysmiss		3320	

Warning: these figures indicate the number of cases found in the data file. They cannot be interpreted as summary statistics of the population of interest.

c2_1_2: C2.1. How would you rate your level of satisfaction with the services provided by the local travel agency and tour guides ?(2) Accommodations





Information	[Type= discrete] [Format=numeric] [Range= 0-99] [Missing=*]
Statistics [NW/ W]	[Valid=2689 /-] [Invalid=3320 /-]

Value	Label	Cases	Percentage
0	Not applicable	0	
1	Very dissatisfied	2	0.1%
2	Dissatisfied	39	 1.5%
3	Neutral	299	 11.1%
4	Satisfied	1192	 44.3%
5	Very satisfied	1157	 43.0%
99	Missing	0	
Sysmiss		3320	

Warning: these figures indicate the number of cases found in the data file. They cannot be interpreted as summary statistics of the population of interest.

c2_1_3: C2.1. How would you rate your level of satisfaction with the services provided by the local travel agency and tour guides ?(3) Transportation(including driver services)



Information	[Type= discrete] [Format=numeric] [Range= 0-99] [Missing=*]
Statistics [NW/ W]	[Valid=2689 /-] [Invalid=3320 /-]

Value	Label	Cases	Percentage
0	Not applicable	0	
1	Very dissatisfied	0	
2	Dissatisfied	12	 0.4%
3	Neutral	128	 4.8%
4	Satisfied	976	 36.3%
5	Very satisfied	1573	 58.5%
99	Missing	0	
Sysmiss		3320	




Warning: these figures indicate the number of cases found in the data file. They cannot be interpreted as summary statistics of the population of interest.

c2_1_4: C2.1. How would you rate your level of satisfaction with the services provided by the local travel agency and tour guides ?(4) Meals

Information	[Type= discrete] [Format=numeric] [Range= 0-99] [Missing=*]
Statistics [NW/ W]	[Valid=2689 /-] [Invalid=3320 /-]

Value	Label	Cases	Percentage
0	Not applicable	6	0.2%
1	Very dissatisfied	10	 0.4%
2	Dissatisfied	68	 2.5%




c2_1_4: C2.1. How would you rate your level of satisfaction with the services provided by the local travel agency and tour guides ?(4) Meals

Value	Label	Cases	Percentage
3	Neutral	515	 19.2%
4	Satisfied	1153	 42.9%
5	Very satisfied	937	 34.8%
99	Missing	0	
Sysmiss		3320	

Warning: these figures indicate the number of cases found in the data file. They cannot be interpreted as summary statistics of the population of interest.

c2_1_5: C2.1. How would you rate your level of satisfaction with the services provided by the local travel agency and tour guides ?(5) Tour guide service




Information	[Type= discrete] [Format=numeric] [Range= 0-99] [Missing=*]
Statistics [NW/ W]	[Valid=2689 /-] [Invalid=3320 /-]

Value	Label	Cases	Percentage
0	Not applicable	2	0.1%
1	Very dissatisfied	2	0.1%
2	Dissatisfied	12	0.4%
3	Neutral	121	 4.5%
4	Satisfied	779	 29.0%
5	Very satisfied	1773	 65.9%
99	Missing	0	
Sysmiss		3320	

Warning: these figures indicate the number of cases found in the data file. They cannot be interpreted as summary statistics of the population of interest.

c2_1_6: C2.1. How would you rate your level of satisfaction with the services provided by the local travel agency and tour guides ?(6) Professionalism of the tour guides

Information	[Type= discrete] [Format=numeric] [Range= 0-99] [Missing=*]
Statistics [NW/ W]	[Valid=2689 /-] [Invalid=3320 /-]

Value	Label	Cases	Percentage
0	Not applicable	2	0.1%
1	Very dissatisfied	3	0.1%
2	Dissatisfied	12	0.4%
3	Neutral	130	 4.8%
4	Satisfied	798	 29.7%
5	Very satisfied	1744	 64.9%
99	Missing	0	
Sysmiss		3320	




Warning: these figures indicate the number of cases found in the data file. They cannot be interpreted as summary statistics of the population of interest.

c2_1_7: C2.1. How would you rate your level of satisfaction with the services provided by the local travel agency and tour guides ?(7) Overall impression

Information	[Type= discrete] [Format=numeric] [Range= 0-99] [Missing=*]
Statistics [NW/ W]	[Valid=2689 /-] [Invalid=3320 /-]

Value	Label	Cases	Percentage
0	Not applicable	0	
1	Very dissatisfied	1	0.0%
2	Dissatisfied	7	0.3%













c2_1_7: C2.1. How would you rate your level of satisfaction with the services provided by the local travel agency and tour guides ?(7) Overall impression

Value	Label	Cases	Percentage
3	Neutral	125	 4.6%
4	Satisfied	1196	 44.5%
5	Very satisfied	1360	 50.6%
99	Missing	0	
Sysmiss		3320	

Warning: these figures indicate the number of cases found in the data file. They cannot be interpreted as summary statistics of the population of interest.

c2_2a: C2.2. What are your comments on shopping arranged by the local travel agency?A. Number of shopping trips: __times(If your answer of C1. is not “(1)”, please go to C3.)






Information	[Type= discrete] [Format=numeric] [Range= 0-12] [Missing=*]
Statistics [NW/ W]	[Valid=2492 /-] [Invalid=3517 /-]

Value	Label	Cases	Percentage
0		18	 0.7%
1		85	 3.4%
2		240	 9.6%
3		501	 20.1%
4		472	 18.9%
5		491	 19.7%
6		338	 13.6%
7		237	 9.5%
8		74	 3.0%
9		8	 0.3%
10		26	 1.0%
12		2	 0.1%
Sysmiss		3517	

Warning: these figures indicate the number of cases found in the data file. They cannot be interpreted as summary statistics of the population of interest.

c2_2b: C2.2. What are your comments on shopping arranged by the local travel agency?B. Commodity prices

Information	[Type= discrete] [Format=numeric] [Range= 1-5] [Missing=*]
Statistics [NW/ W]	[Valid=2474 /-] [Invalid=3535 /-]

Value	Label	Cases	Percentage
1	Very low-price	12	 0.5%
2	Low-price	261	 10.5%
3	Good-price	1243	 50.2%
4	High-price	911	 36.8%
5	Very high-price	47	 1.9%
Sysmiss		3535	


Warning: these figures indicate the number of cases found in the data file. They cannot be interpreted as summary statistics of the population of interest.

c3: C3. Did you pay any prepaid travel expenses for personal itinerary before arrival? (prepaid by yourself, your relatives, your company...etc.)

Information	[Type= discrete] [Format=numeric] [Range= 1-2] [Missing=*]
Statistics [NW/ W]	[Valid=6009 /-] [Invalid=0 /-]

Value	Label	Cases	Percentage
1	Yes(go to C4.)	3959	 65.9%

c3: C3. Did you pay any prepaid travel expenses for personal itinerary before arrival? (prepaid by yourself, your relatives, your company...etc.)

Value	Label	Cases	Percentage
2	No(skip to C6.)	2050	 34.1%

















Warning: these figures indicate the number of cases found in the data file. They cannot be interpreted as summary statistics of the population of interest.

c4: C4. How much did you prepay before arrival?Total cost

Information	[Type= continuous] [Format=numeric] [Range= -3737418-2400000] [Missing=*]
Statistics [NW/ W]	[Valid=4416 /-] [Invalid=1593 /-] [Mean=40728.635 /-] [StdDev=142324.205 /-]

c4a: C4. How much did you prepay before arrival?Type of currency




Information	[Type= discrete] [Format=numeric] [Range= 0-18] [Missing=*]
Statistics [NW/ W]	[Valid=4416 /-] [Invalid=1593 /-]

Value	Label	Cases	Percentage
0	Skip or Missing	458	 10.4%
1	JPY	1005	 22.8%
2	CNY	1618	 36.6%
3	HKD	548	 12.4%
4	SGD	158	 3.6%
5	KRW	134	 3.0%
6	MYR	79	 1.8%
7	THB	5	 0.1%
8	USD	123	 2.8%
9	CAD	6	 0.1%
10	GBP	4	 0.1%
11	EUR	28	 0.6%
14	AUD	16	 0.4%
16	NTD	229	 5.2%
17	IDR	1	 0.0%
18	PHP	4	 0.1%
Sysmiss		1593	

Warning: these figures indicate the number of cases found in the data file. They cannot be interpreted as summary statistics of the population of interest.

c4b: C4. How much did you prepay before arrival?Air/ship fare

Information	[Type= discrete] [Format=numeric] [Range= 0-2] [Missing=*]
Statistics [NW/ W]	[Valid=4416 /-] [Invalid=1593 /-]

Value	Label	Cases	Percentage
0	Skip or Missing	460	 10.4%
1	Include air/ship fare	3524	 79.8%
2	Excluded air/ship fare	432	 9.8%
Sysmiss		1593	

Warning: these figures indicate the number of cases found in the data file. They cannot be interpreted as summary statistics of the population of interest.

c5_1: C5. Which of the following expenses did you prepay before arrival?(1)Hotel(choice multiple)

Information	[Type= discrete] [Format=numeric] [Range= 0-1] [Missing=*]
Statistics [NW/ W]	[Valid=3956 /-] [Invalid=2053 /-]











Value	Label	Cases	Percentage
0	No	26	 0.7%

# c5_1: C5. Which of the following expenses did you prepay before arrival?(1)Hotel(choice multiple)			
Value	Label	Cases	Percentage
1	Yes	3930	<div><div></div></div> 99.3%
Sysmiss		2053	
Warning: these figures indicate the number of cases found in the data file. They cannot be interpreted as summary statistics of the population of interest.			
# c5_2: C5. Which of the following expenses did you prepay before arrival?(2)Meals outside hotel(choice multiple)			
Information	[Type= discrete] [Format=numeric] [Range= 0-1] [Missing=*]		
Statistics [NW/ W]	[Valid=3956 /-] [Invalid=2053 /-]		
Value	Label	Cases	Percentage
0	No	1346	<div><div></div></div> 34.0%
1	Yes	2610	<div><div></div></div> 66.0%
Sysmiss		2053	
Warning: these figures indicate the number of cases found in the data file. They cannot be interpreted as summary statistics of the population of interest.			
# c5_3: C5. Which of the following expenses did you prepay before arrival?(3)Local transportation(choice multiple)			
Information	[Type= discrete] [Format=numeric] [Range= 0-1] [Missing=*]		
Statistics [NW/ W]	[Valid=3956 /-] [Invalid=2053 /-]		
Value	Label	Cases	Percentage
0	No	1287	<div><div></div></div> 32.5%
1	Yes	2669	<div><div></div></div> 67.5%
Sysmiss		2053	
Warning: these figures indicate the number of cases found in the data file. They cannot be interpreted as summary statistics of the population of interest.			
# c5_4: C5. Which of the following expenses did you prepay before arrival?(4)Entertainment(choice multiple)			
Information	[Type= discrete] [Format=numeric] [Range= 0-1] [Missing=*]		
Statistics [NW/ W]	[Valid=3956 /-] [Invalid=2053 /-]		
Value	Label	Cases	Percentage
0	No	1772	<div><div></div></div> 44.8%
1	Yes	2184	<div><div></div></div> 55.2%
Sysmiss		2053	
Warning: these figures indicate the number of cases found in the data file. They cannot be interpreted as summary statistics of the population of interest.			
# c5_5: C5. Which of the following expenses did you prepay before arrival?(5)Miscellaneous expenses(choice multiple)			
Information	[Type= discrete] [Format=numeric] [Range= 0-1] [Missing=*]		
Statistics [NW/ W]	[Valid=3956 /-] [Invalid=2053 /-]		
Value	Label	Cases	Percentage
0	No	2131	<div><div></div></div> 53.9%
1	Yes	1825	<div><div></div></div> 46.1%
Sysmiss		2053	
Warning: these figures indicate the number of cases found in the data file. They cannot be interpreted as summary statistics of the population of interest.			
# c6: C6. How much money in total did you spend in Taiwan on this trip? (Please exclude prepayments)			
Information	[Type= continuous] [Format=numeric] [Range= 0-5013000] [Missing=*]		
Statistics [NW/ W]	[Valid=6009 /-] [Invalid=0 /-] [Mean=43808.01 /-] [StdDev=186374.392 /-]		
# c6a: C6. How much money in total did you spend in Taiwan on this trip? (Please exclude prepayments)Type of currency			
Information	[Type= discrete] [Format=numeric] [Range= 0-18] [Missing=*]		

# c6a: C6. How much money in total did you spend in Taiwan on this trip? (Please exclude prepayments)Type of currency			
Statistics [NW/ W]		[Valid=5994 /-] [Invalid=15 /-]	
Value	Label	Cases	Percentage
0		8	0.1%
1	JPY	1130	18.9%
2	CNY	1555	25.9%
3	HKD	457	7.6%
4	SGD	150	2.5%
5	KRW	176	2.9%
6	MYR	73	1.2%
7	THB	3	0.1%
8	USD	437	7.3%
9	CAD	8	0.1%
10	GBP	10	0.2%
11	EUR	68	1.1%
14	AUD	23	0.4%
16	NTD	1896	31.6%
17	IDR	0	
18	PHP	0	
Sysmiss		15	
Warning: these figures indicate the number of cases found in the data file. They cannot be interpreted as summary statistics of the population of interest.			
# c7_1a: C7. Please itemize these expenses in terms of their amount or percentage.1. Hotel bills			
Information		[Type= continuous] [Format=numeric] [Range= 0-3000000] [Missing=*]	
Statistics [NW/ W]		[Valid=6009 /-] [Invalid=0 /-] [Mean=8918.274 /-] [StdDev=77441.067 /-]	
# c7_1b: C7. Please itemize these expenses in terms of their amount or percentage.1. Hotel bills: __person(s)			
Information		[Type= discrete] [Format=numeric] [Range= 1-11] [Missing=*]	
Statistics [NW/ W]		[Valid=2057 /-] [Invalid=3952 /-] [Mean=1.38 /-] [StdDev=0.872 /-]	
Value	Label	Cases	Percentage
1		1556	75.6%
2		352	17.1%
3		77	3.7%
4		45	2.2%
5		14	0.7%
6		4	0.2%
7		4	0.2%
8		2	0.1%
9		2	0.1%
11		1	0.0%
Sysmiss		3952	
Warning: these figures indicate the number of cases found in the data file. They cannot be interpreted as summary statistics of the population of interest.			
# c7_2a: C7. Please itemize these expenses in terms of their amount or percentage.2. Meals excluding hotel meals:			
Information		[Type= continuous] [Format=numeric] [Range= 0-1800000] [Missing=*]	
Statistics [NW/ W]		[Valid=6009 /-] [Invalid=0 /-] [Mean=8100.036 /-] [StdDev=51643.337 /-]	

c7_2b: C7. Please itemize these expenses in terms of their amount or percentage.2. Meals excluding hotel meals__person(s)

Information	[Type= discrete] [Format=numeric] [Range= 1-11] [Missing=*]
Statistics [NW/ W]	[Valid=3875 /-] [Invalid=2134 /-] [Mean=1.506 /-] [StdDev=0.934 /-]

Value	Label	Cases	Percentage
1		2605	 67.2%
2		882	 22.8%
3		199	 5.1%
4		128	 3.3%
5		34	 0.9%
6		12	 0.3%
7		9	 0.2%
8		3	 0.1%
9		2	 0.1%
11		1	 0.0%
Sysmiss		2134	











Warning: these figures indicate the number of cases found in the data file. They cannot be interpreted as summary statistics of the population of interest.

c7_3a: C7. Please itemize these expenses in terms of their amount or percentage.3. Local transportation

Information	[Type= continuous] [Format=numeric] [Range= 0-1500000] [Missing=*]
Statistics [NW/ W]	[Valid=6009 /-] [Invalid=0 /-] [Mean=4480.4 /-] [StdDev=38728.569 /-]

c7_3b: C7. Please itemize these expenses in terms of their amount or percentage.3. Local transportation__person(s)

Information	[Type= discrete] [Format=numeric] [Range= 1-11] [Missing=*]
Statistics [NW/ W]	[Valid=3114 /-] [Invalid=2895 /-] [Mean=1.469 /-] [StdDev=0.905 /-]

Value	Label	Cases	Percentage
1		2157	 69.3%
2		671	 21.5%
3		152	 4.9%
4		90	 2.9%
5		25	 0.8%
6		9	 0.3%
7		4	 0.1%
8		3	 0.1%
9		2	 0.1%
11		1	 0.0%
Sysmiss		2895	

Warning: these figures indicate the number of cases found in the data file. They cannot be interpreted as summary statistics of the population of interest.

c7_4a: C7. Please itemize these expenses in terms of their amount or percentage.4. Entertainment

Information	[Type= continuous] [Format=numeric] [Range= 0-700000] [Missing=*]
Statistics [NW/ W]	[Valid=6009 /-] [Invalid=0 /-] [Mean=2077.703 /-] [StdDev=18092.036 /-]

c7_4b: C7. Please itemize these expenses in terms of their amount or percentage.4. Entertainment__person(s)

Information	[Type= discrete] [Format=numeric] [Range= 1-9] [Missing=*]
Statistics [NW/ W]	[Valid=1187 /-] [Invalid=4822 /-] [Mean=1.477 /-] [StdDev=0.945 /-]

Value	Label	Cases	Percentage
1		829	 69.8%

# c7_4b: C7. Please itemize these expenses in terms of their amount or percentage.4. Entertainment__person(s)			
Value	Label	Cases	Percentage
2		247	<div><div></div></div> 20.8%
3		53	<div><div></div></div> 4.5%
4		39	<div><div></div></div> 3.3%
5		10	<div><div></div></div> 0.8%
6		3	<div><div></div></div> 0.3%
7		2	<div><div></div></div> 0.2%
8		3	<div><div></div></div> 0.3%
9		1	<div><div></div></div> 0.1%
Sysmiss		4822	
Warning: these figures indicate the number of cases found in the data file. They cannot be interpreted as summary statistics of the population of interest.			
# c7_5a: C7. Please itemize these expenses in terms of their amount or percentage.5. Miscellaneous expenses			
Information	[Type= continuous] [Format=numeric] [Range= 0-550000] [Missing=*]		
Statistics [NW/ W]	[Valid=6009 /-] [Invalid=0 /-] [Mean=1242.336 /-] [StdDev=16041.372 /-]		
# c7_5b: C7. Please itemize these expenses in terms of their amount or percentage.5. Miscellaneous expenses__person(s)			
Information	[Type= discrete] [Format=numeric] [Range= 1-9] [Missing=*]		
Statistics [NW/ W]	[Valid=608 /-] [Invalid=5401 /-] [Mean=1.413 /-] [StdDev=0.887 /-]		
Value	Label	Cases	Percentage
1		445	<div><div></div></div> 73.2%
2		118	<div><div></div></div> 19.4%
3		19	<div><div></div></div> 3.1%
4		17	<div><div></div></div> 2.8%
5		6	<div><div></div></div> 1.0%
6		1	<div><div></div></div> 0.2%
8		1	<div><div></div></div> 0.2%
9		1	<div><div></div></div> 0.2%
Sysmiss		5401	
Warning: these figures indicate the number of cases found in the data file. They cannot be interpreted as summary statistics of the population of interest.			
# c7_6a: C7. Please itemize these expenses in terms of their amount or percentage.6. Shopping			
Information	[Type= continuous] [Format=numeric] [Range= 0-5003000] [Missing=*]		
Statistics [NW/ W]	[Valid=6009 /-] [Invalid=0 /-] [Mean=18990.26 /-] [StdDev=91221.777 /-]		

# c7_6b: C7. Please itemize these expenses in terms of their amount or percentage.6. Shopping__person(s)			
Information	[Type= discrete] [Format=numeric] [Range= 1-9] [Missing=*]		
Statistics [NW/ W]	[Valid=4874 /-] [Invalid=1135 /-] [Mean=1.529 /-] [StdDev=0.928 /-]		
Value	Label	Cases	Percentage
1		3162	<div><div></div></div> 64.9%
2		1218	<div><div></div></div> 25.0%
3		261	<div><div></div></div> 5.4%
4		155	<div><div></div></div> 3.2%
5		46	<div><div></div></div> 0.9%
6		11	<div><div></div></div> 0.2%
7		13	<div><div></div></div> 0.3%
8		6	<div><div></div></div> 0.1%
9		2	<div><div></div></div> 0.0%
Sysmiss		1135	
Warning: these figures indicate the number of cases found in the data file. They cannot be interpreted as summary statistics of the population of interest.			
# c7_6_1: C7. Please itemize these expenses in terms of their amount or percentage.6. Shopping (1) Clothes or accessories			
Information	[Type= continuous] [Format=numeric] [Range= 0-500000] [Missing=*]		
Statistics [NW/ W]	[Valid=6009 /-] [Invalid=0 /-] [Mean=2520.292 /-] [StdDev=18168.631 /-]		
# c7_6_2: C7. Please itemize these expenses in terms of their amount or percentage.6. Shopping (2) Jewelry or jade			
Information	[Type= continuous] [Format=numeric] [Range= 0-800000] [Missing=*]		
Statistics [NW/ W]	[Valid=6009 /-] [Invalid=0 /-] [Mean=2330.346 /-] [StdDev=18705.132 /-]		
# c7_6_3: C7. Please itemize these expenses in terms of their amount or percentage.6. Shopping (3) Souvenirs or handicraft products			
Information	[Type= continuous] [Format=numeric] [Range= 0-900000] [Missing=*]		
Statistics [NW/ W]	[Valid=6009 /-] [Invalid=0 /-] [Mean=2158.4 /-] [StdDev=21825.271 /-]		
# c7_6_4: C7. Please itemize these expenses in terms of their amount or percentage.6. Shopping(4) Cosmetics or perfumes			
Information	[Type= continuous] [Format=numeric] [Range= 0-480000] [Missing=*]		
Statistics [NW/ W]	[Valid=6009 /-] [Invalid=0 /-] [Mean=1210.324 /-] [StdDev=11883.308 /-]		
# c7_6_5: C7. Please itemize these expenses in terms of their amount or percentage.6. Shopping (5) Local special products			
Information	[Type= continuous] [Format=numeric] [Range= 0-1000000] [Missing=*]		
Statistics [NW/ W]	[Valid=6009 /-] [Invalid=0 /-] [Mean=6691.003 /-] [StdDev=29209.421 /-]		
# c7_6_6: C7. Please itemize these expenses in terms of their amount or percentage.6. Shopping (6) Tobacco or alcohol			
Information	[Type= continuous] [Format=numeric] [Range= 0-280000] [Missing=*]		
Statistics [NW/ W]	[Valid=6009 /-] [Invalid=0 /-] [Mean=659.375 /-] [StdDev=7193.169 /-]		
# c7_6_7: C7. Please itemize these expenses in terms of their amount or percentage.6. Shopping (7) Chinese herbal medicine or health food			
Information	[Type= continuous] [Format=numeric] [Range= 0-48000] [Missing=*]		
Statistics [NW/ W]	[Valid=6009 /-] [Invalid=0 /-] [Mean=164.126 /-] [StdDev=1613.421 /-]		

# c7_6_8: C7. Please itemize these expenses in terms of their amount or percentage.6. Shopping (8) 3C or electric appliances			
Information	[Type= continuous] [Format=numeric] [Range= 0-500000] [Missing=*]		
Statistics [NW/ W]	[Valid=6009 /-] [Invalid=0 /-] [Mean=323.532 /-] [StdDev=7337.872 /-]		
# c7_6_9: C7. Please itemize these expenses in terms of their amount or percentage.6. Shopping (9) Tea			
Information	[Type= continuous] [Format=numeric] [Range= 0-500000] [Missing=*]		
Statistics [NW/ W]	[Valid=6009 /-] [Invalid=0 /-] [Mean=1197.842 /-] [StdDev=10273.76 /-]		
# c7_6_10: C7. Please itemize these expenses in terms of their amount or percentage.6. Shopping(10) Other			
Information	[Type= continuous] [Format=numeric] [Range= 0-5000000] [Missing=*]		
Statistics [NW/ W]	[Valid=6009 /-] [Invalid=0 /-] [Mean=1735.019 /-] [StdDev=67245.977 /-]		
# c8: C8. Did you claim a tax refund prior to departure?			
Information	[Type= discrete] [Format=numeric] [Range= 1-2] [Missing=*]		
Statistics [NW/ W]	[Valid=6009 /-] [Invalid=0 /-]		
Value	Label	Cases	Percentage
1	Yes. (go to C9.)	622	<div><div></div></div> 10.4%
2	No.(skip to section D.)	5387	<div><div></div></div> 89.6%
Warning: these figures indicate the number of cases found in the data file. They cannot be interpreted as summary statistics of the population of interest.			
# c9: C9. Were the refund procedures easy to follow and convenient?			
Information	[Type= discrete] [Format=numeric] [Range= 1-2] [Missing=*]		
Statistics [NW/ W]	[Valid=622 /-] [Invalid=5387 /-]		
Value	Label	Cases	Percentage
1	Yes	571	<div><div></div></div> 91.8%
2	No	51	<div><div></div></div> 8.2%
Sysmiss		5387	
Warning: these figures indicate the number of cases found in the data file. They cannot be interpreted as summary statistics of the population of interest.			
# d1_1: D1. Please check all activities that you have participated in during your stay in Taiwan.(1)Outdoor recreation(choice multiple)			
Information	[Type= discrete] [Format=numeric] [Range= 0-1] [Missing=*]		
Statistics [NW/ W]	[Valid=6009 /-] [Invalid=0 /-]		
Value	Label	Cases	Percentage
0	No	5971	<div><div></div></div> 99.4%
1	Yes	38	<div><div></div></div> 0.6%
Warning: these figures indicate the number of cases found in the data file. They cannot be interpreted as summary statistics of the population of interest.			
# d1_2: D1. Please check all activities that you have participated in during your stay in Taiwan.(2)Golfing(choice multiple)			
Information	[Type= discrete] [Format=numeric] [Range= 0-1] [Missing=*]		
Statistics [NW/ W]	[Valid=6009 /-] [Invalid=0 /-]		
Value	Label	Cases	Percentage
0	No	5983	<div><div></div></div> 99.6%
1	Yes	26	<div><div></div></div> 0.4%
Warning: these figures indicate the number of cases found in the data file. They cannot be interpreted as summary statistics of the population of interest.			

d1_3: D1. Please check all activities that you have participated in during your stay in Taiwan.(3)Hot spring soaking(choice multiple)

Information
[Type= discrete] [Format=numeric] [Range= 0-1] [Missing=*]

Statistics [NW/ W]
[Valid=6009 /-] [Invalid=0 /-]

Value	Label	Cases	Percentage
0	No	5105	<div></div> 85.0%
1	Yes	904	<div></div> 15.0%

Warning: these figures indicate the number of cases found in the data file. They cannot be interpreted as summary statistics of the population of interest.

d1_4: D1. Please check all activities that you have participated in during your stay in Taiwan.(4)Shopping(choice multiple)

Information
[Type= discrete] [Format=numeric] [Range= 0-1] [Missing=*]

Statistics [NW/ W]
[Valid=6009 /-] [Invalid=0 /-]

Value	Label	Cases	Percentage
0	No	1036	<div></div> 17.2%
1	Yes	4973	<div></div> 82.8%

Warning: these figures indicate the number of cases found in the data file. They cannot be interpreted as summary statistics of the population of interest.

d1_5: D1. Please check all activities that you have participated in during your stay in Taiwan.(5)Historical relics sightseeing(choice multiple)

Information
[Type= discrete] [Format=numeric] [Range= 0-1] [Missing=*]

Statistics [NW/ W]
[Valid=6009 /-] [Invalid=0 /-]

Value	Label	Cases	Percentage
0	No	3830	<div></div> 63.7%
1	Yes	2179	<div></div> 36.3%

Warning: these figures indicate the number of cases found in the data file. They cannot be interpreted as summary statistics of the population of interest.

d1_6: D1. Please check all activities that you have participated in during your stay in Taiwan.(6)Taking wedding or salon shots(choice multiple)

Information
[Type= discrete] [Format=numeric] [Range= 0-1] [Missing=*]

Statistics [NW/ W]
[Valid=6009 /-] [Invalid=0 /-]

Value	Label	Cases	Percentage
0	No	5969	<div></div> 99.3%
1	Yes	40	<div></div> 0.7%

Warning: these figures indicate the number of cases found in the data file. They cannot be interpreted as summary statistics of the population of interest.

d1_7: D1. Please check all activities that you have participated in during your stay in Taiwan.(7)Skin care treatment or manicure nail art(choice multiple)

Information
[Type= discrete] [Format=numeric] [Range= 0-1] [Missing=*]

Statistics [NW/ W]
[Valid=6009 /-] [Invalid=0 /-]

Value	Label	Cases	Percentage
0	No	5963	<div></div> 99.2%
1	Yes	46	<div></div> 0.8%

Warning: these figures indicate the number of cases found in the data file. They cannot be interpreted as summary statistics of the population of interest.

d1_8: D1. Please check all activities that you have participated in during your stay in Taiwan.(8)Massage or acupressure(choice multiple)

Information
[Type= discrete] [Format=numeric] [Range= 0-1] [Missing=*]

Statistics [NW/ W]
[Valid=6009 /-] [Invalid=0 /-]

d1_8: D1. Please check all activities that you have participated in during your stay in Taiwan.(8)Massage or acupressure(choice multiple)

Value	Label	Cases	Percentage
0	No	5286	<div></div> 88.0%
1	Yes	723	<div></div> 12.0%

Warning: these figures indicate the number of cases found in the data file. They cannot be interpreted as summary statistics of the population of interest.

d1_9: D1. Please check all activities that you have participated in during your stay in Taiwan.(9)Karaoke or K.T.V. (choice multiple)

Information	[Type= discrete] [Format=numeric] [Range= 0-1] [Missing=*]
Statistics [NW/ W]	[Valid=6009 /-] [Invalid=0 /-]

Value	Label	Cases	Percentage
0	No	5903	<div></div> 98.2%
1	Yes	106	<div></div> 1.8%

Warning: these figures indicate the number of cases found in the data file. They cannot be interpreted as summary statistics of the population of interest.

d1_10: D1. Please check all activities that you have participated in during your stay in Taiwan.(10)Pubs or night clubs(choice multiple)

Information	[Type= discrete] [Format=numeric] [Range= 0-1] [Missing=*]
Statistics [NW/ W]	[Valid=6009 /-] [Invalid=0 /-]

Value	Label	Cases	Percentage
0	No	5842	<div></div> 97.2%
1	Yes	167	<div></div> 2.8%

Warning: these figures indicate the number of cases found in the data file. They cannot be interpreted as summary statistics of the population of interest.

d1_11: D1. Please check all activities that you have participated in during your stay in Taiwan.(11)Exhibitions(choice multiple)

Information	[Type= discrete] [Format=numeric] [Range= 0-1] [Missing=*]
Statistics [NW/ W]	[Valid=6009 /-] [Invalid=0 /-]

Value	Label	Cases	Percentage
0	No	4824	<div></div> 80.3%
1	Yes	1185	<div></div> 19.7%

Warning: these figures indicate the number of cases found in the data file. They cannot be interpreted as summary statistics of the population of interest.

d1_12: D1. Please check all activities that you have participated in during your stay in Taiwan.(12)Local festival activities(choice multiple)

Information	[Type= discrete] [Format=numeric] [Range= 0-1] [Missing=*]
Statistics [NW/ W]	[Valid=6009 /-] [Invalid=0 /-]

Value	Label	Cases	Percentage
0	No	5893	<div></div> 98.1%
1	Yes	116	<div></div> 1.9%

Warning: these figures indicate the number of cases found in the data file. They cannot be interpreted as summary statistics of the population of interest.

d1_13: D1. Please check all activities that you have participated in during your stay in Taiwan.(13)Cultural events(choice multiple)

Information	[Type= discrete] [Format=numeric] [Range= 0-1] [Missing=*]
Statistics [NW/ W]	[Valid=6009 /-] [Invalid=0 /-]

Value	Label	Cases	Percentage
0	No	5678	<div></div> 94.5%

d1_13: D1. Please check all activities that you have participated in during your stay in Taiwan.(13)Cultural events(choice multiple)

Value	Label	Cases	Percentage
1	Yes	331	<div><div></div></div> 5.5%

Warning: these figures indicate the number of cases found in the data file. They cannot be interpreted as summary statistics of the population of interest.

d1_14: D1. Please check all activities that you have participated in during your stay in Taiwan.(14)SPA, sauna(choice multiple)

Information	[Type= discrete] [Format=numeric] [Range= 0-1] [Missing=*]
Statistics [NW/ W]	[Valid=6009 /-] [Invalid=0 /-]

Value	Label	Cases	Percentage
0	No	5933	<div><div></div></div> 98.7%
1	Yes	76	<div><div></div></div> 1.3%

Warning: these figures indicate the number of cases found in the data file. They cannot be interpreted as summary statistics of the population of interest.

d1_15: D1. Please check all activities that you have participated in during your stay in Taiwan.(15)Night market(choice multiple)

Information	[Type= discrete] [Format=numeric] [Range= 0-1] [Missing=*]
Statistics [NW/ W]	[Valid=6009 /-] [Invalid=0 /-]

Value	Label	Cases	Percentage
0	No	1563	<div><div></div></div> 26.0%
1	Yes	4446	<div><div></div></div> 74.0%

Warning: these figures indicate the number of cases found in the data file. They cannot be interpreted as summary statistics of the population of interest.

d1_16: D1. Please check all activities that you have participated in during your stay in Taiwan.(16)Lake tour(choice multiple)

Information	[Type= discrete] [Format=numeric] [Range= 0-1] [Missing=*]
Statistics [NW/ W]	[Valid=6009 /-] [Invalid=0 /-]

Value	Label	Cases	Percentage
0	No	4208	<div><div></div></div> 70.0%
1	Yes	1801	<div><div></div></div> 30.0%

Warning: these figures indicate the number of cases found in the data file. They cannot be interpreted as summary statistics of the population of interest.

d1_17: D1. Please check all activities that you have participated in during your stay in Taiwan.(17)Theme park(choice multiple)

Information	[Type= discrete] [Format=numeric] [Range= 0-1] [Missing=*]
Statistics [NW/ W]	[Valid=6009 /-] [Invalid=0 /-]

Value	Label	Cases	Percentage
0	No	5718	<div><div></div></div> 95.2%
1	Yes	291	<div><div></div></div> 4.8%

Warning: these figures indicate the number of cases found in the data file. They cannot be interpreted as summary statistics of the population of interest.

d1_18: D1. Please check all activities that you have participated in during your stay in Taiwan.(18)Health care(choice multiple)

Information	[Type= discrete] [Format=numeric] [Range= 0-1] [Missing=*]
Statistics [NW/ W]	[Valid=6009 /-] [Invalid=0 /-]

Value	Label	Cases	Percentage
0	No	5983	<div><div></div></div> 99.6%
1	Yes	26	<div><div></div></div> 0.4%

Warning: these figures indicate the number of cases found in the data file. They cannot be interpreted as summary statistics of the population of interest.

d1_19: D1. Please check all activities that you have participated in during your stay in Taiwan(19)Bicycle riding(choice multiple)

Information	[Type= discrete] [Format=numeric] [Range= 0-1] [Missing=*]
Statistics [NW/ W]	[Valid=6009 /-] [Invalid=0 /-]

Value	Label	Cases	Percentage
0	No	5907	98.3%
1	Yes	102	1.7%

Warning: these figures indicate the number of cases found in the data file. They cannot be interpreted as summary statistics of the population of interest.

d1_20: D1. Please check all activities that you have participated in during your stay in Taiwan.(20)Other(choice multiple)

Information	[Type= discrete] [Format=numeric] [Range= 0-1] [Missing=*]
Statistics [NW/ W]	[Valid=6009 /-] [Invalid=0 /-]

Value	Label	Cases	Percentage
0	No	6007	100.0%
1	Yes	2	0.0%

Warning: these figures indicate the number of cases found in the data file. They cannot be interpreted as summary statistics of the population of interest.

d2a: D2. What tourist spots have you visited on this trip?spot1

Information	[Type= discrete] [Format=numeric] [Range= 1-885] [Missing=*]
Statistics [NW/ W]	[Valid=5248 /-] [Invalid=761 /-]

Value	Label	Cases	Percentage
1	Taipei 101	185	3.5%
2	National Palace Museum	107	2.0%
3	Chiang Kaishek Memorial Hall	33	0.6%
4	Xinyi Shopping Distric	16	0.3%
5	Xiemending	21	0.4%
6	Taipe Martyr's Shrine	7	0.1%
7	The Estern Distristic of Taipei	8	0.2%
8	Long Shan Temple	19	0.4%
9	Yangmingshan National Park	5	0.1%
10	Beitou	17	0.3%
11	Taipei main station shopping area	8	0.2%
12	Office of the President Republic of China (Taiwan)	1	0.0%
13	Mucha Maokong	7	0.1%
14	Taipei Zoo	4	0.1%
15	Taipei Matro Mall	3	0.1%
16	Wufenpu Fashion Area	1	0.0%
17	Miramar Ferris wheel	2	0.0%
18	Sun yatsen Memorail Hall	3	0.1%
19	Hsing Tian Kong (Xingtian Temple)	6	0.1%
20	Guanghua 3C Mall	5	0.1%
21	Taipei Fine Art Museum	0	
22	Yuanshan	2	0.0%
23	Taipei Confucius Temple	2	0.0%
24	Chiang Kaishek's Shihlin Residence	1	0.0%
25	the Redhouse theater	0	

# d2a: D2. What tourist spots have you visited on this trip?spot1			
Value	Label	Cases	Percentage
26	Tianmu	0	
27	Dalongdong Baoan Temple	0	
28	228 Peace Memorial Park	1	0.0%
29	SPOT Taipei Film House	0	
30	National Museum of History	0	
31	Museum of Contemporary Art, Taipei	1	0.0%
32	Jianguo Flower and Jade Market	1	0.0%
33	Taipei Children's Recreation Center	0	
34	Taipei Children's Museum of Transportation and Communication	0	
35	Taiwan Handcraft Promotion Center	0	
36	Shung Ye Museum of Formosan Aborigines	0	
37	Miniatures Museum of Taiwan	0	
38	Haujiang Waterfowl Nature Park	0	
39	Taipei zoo	0	
40	Chinese Culture and Movie Center	0	
41	Taipei Botanical Garden	0	
42	Taipei Astronomical Museum	0	
43	Lin An Tai Historical House & Museum	0	
44	Beitou Museum	0	
45	Dahu Park	0	
46	the Beitou Hot Springs Museum	0	
47	Postal Museum	0	
48	Militray Heros Hotel	0	
49	Nangang Economic and Commercial Park	5	0.1%
50	Taipei Flora Expo	9	0.2%
51	Huashan 1914 Creative Park	2	0.0%
52	?Yongkang Street	0	
65	Jou Fen	63	1.2%
66	Tamsui, Fort San Domingo, Old Street and Fishermen's Wharf	15	0.3%
67	Yehliu	8	0.2%
68	Jinguashi	0	
69	Wulai	12	0.2%
70	Yuanwangkeng Park	0	
71	Shihsanhang Museum of Archaeology	0	
72	Shenkeng Old Street	0	
73	Dharma Drum Mountain(Jinshan)	4	0.1%
74	Butian lake	1	0.0%
75	Shifen Waterfall	3	0.1%
76	Yingge Ceramics Museum	0	
77	Pinxi	2	0.0%
78	Yingge	1	0.0%
79	Sanxia	1	0.0%
80	Ocean World	1	0.0%
81	Juming Museum	1	0.0%
82	Pinlin	0	

# d2a: D2. What tourist spots have you visited on this trip?spot1			
Value	Label	Cases	Percentage
83	Yun hsien Resort	0	
84	Tianlu Art Center	0	
85	Sanzhi	0	
86	The Lin Family Mansion and Garden	0	
87	Fulong beach	0	
88	Linkou	0	
89	Baisha Bay	0	
90	Bitou Cape Park	0	
91	Museum Lasars	0	
92	Formosa Fun Coast	0	
93	Guanyinshan	0	
94	coastline park	0	
95	Qing Shui Zu shi temple	0	
96	Naptune park	0	
97	Green Bay	0	
98	Longdong South Ocean Park	0	
99	Temple of Eighteen Deities	0	
100	Teresa Teng Memorail Park (Yun Garden)	0	
101	Sanzhi Visitor Center and Gallery	0	
102	Qianshui Bay	0	
103	GuanDu	0	
104	Sandiaoajiao Cape Lighthouse	1	0.0%
105	Jingtong	0	
110	The Northeast Coastal Scienic Area	1	0.0%
111	Bisha Fishery Harbor	0	
112	Keelung Port	0	
113	Jhongjhrng Park	0	
114	Badouzih Coastal Park	0	
115	Hoping Island Coastal Park	0	
116	Valentine Lake Park	0	
117	Ershawan Gun Emplacement	0	
118	Dawulun Gun Emplacemnt	0	
125	Window On China Theme Park	0	
126	Dashi	1	0.0%
127	Shihmen Reservoir	0	
128	Cihu	2	0.0%
129	Zhongli	0	
130	Chung Cheng Aviation Museum	0	
131	Lala Mountain	0	
135	Hsinchu Science Park	1	0.0%
136	Nanliao Fishery Harbor	0	
137	Ku Chi Peak	0	
145	Leofoo Village Theme Park	2	0.0%
146	Neiwan	0	
147	Beipu	0	

d2a: D2. What tourist spots have you visited on this trip?spot1

Value	Label	Cases	Percentage
148	Daba Peak	0	
149	Little DingDong Science Theme Park	0	
150	Taian hot Springs	0	
151	Hwataoyao	0	
152	Daba Peak	0	
153	Neiwan Railroad	0	
160	Sanyi Wood Sculpture Museum	1	0.0%
161	Lion's Head Mountain	0	
162	Tongxiao Beach Resort	0	
163	West Lake Resortopia	0	
164	Qiding beach resort	0	
165	Flying Cow Ranch	0	
170	National Museum of Natural Scinece	0	
171	Encore Garden	0	
172	Tungshan Amusement Park	0	
173	National Taiwan Museum of Fine Arts	3	0.1%
175	Lihpao Land(Yamay Kingdom)	0	
176	Li shan (Pear Mountain)	1	0.0%
177	Dasyueshan	0	
178	Wuling National Forest Recereation Area	0	
179	Tiehchenshan Mountain Recreation Area	0	
180	Daan Beach	0	
181	Taichung County Gaomei Wetlands Wildlife Refuge	0	
185	Sun Moon Lake	28	0.5%
186	Formosan Aboriginal Culture Village	1	0.0%
187	Cingjing Farm	7	0.1%
188	Xitou	0	
189	ChungTai Chan Monastery	0	
190	Jiji	0	
191	Puli	2	0.0%
192	Sing Ling Temple	1	0.0%
193	Yushan National Park	1	0.0%
194	Puli Distillery	0	
195	Earthquake Museum of Taiwan	1	0.0%
196	Guguan	0	
197	Hehuanshan	2	0.0%
198	Sunlinksea	0	
199	Phoenix Valley Bird Park	0	
200	Checheng train station	0	
201	Wushe Scenic Area Recreation Area	0	
202	Shoutian Temple	0	
203	Dongpu Springs	0	
204	Aowanda National Forest Recreation Area	0	
205	Hehuanshan National Forest Recreation Area	0	
206	Lushan Hot Springs	0	

# d2a: D2. What tourist spots have you visited on this trip?spot1			
Value	Label	Cases	Percentage
207	Guangxing Paper Factory	0	
208	Tenshing Kiln Ceramics Cultural Park	0	
209	Ita Thao Cultural Village	0	
215	Lugang Mazu Temple	1	0.0%
216	Lugang Folk Arts Museum	1	0.0%
217	Lugang Longshan Temple	0	
218	Baguashan	1	0.0%
219	Taiwan Folk Village	0	
220	Confucius Temple (Changhua)	0	
221	Lugang trandtional snacks	0	
222	Lugang Old Street	0	
225	Janfusun Fancyworld Theme Park	2	0.0%
226	Beigang Chaotien Temple	0	
227	Caoling	0	
235	Alishan	12	0.2%
236	Fenqihu	0	
237	Chiayis Farm	0	
240	Old Fort of Anping (Fort Zeelandia)	3	0.1%
241	Chihkan Tower	5	0.1%
242	Confucius Temple (Tainan)	1	0.0%
243	Koxinga Shrine (Yanping Junwang Temple)	0	
244	Anping Port National Historical Scenic Area	1	0.0%
245	Eternal Fortress	0	
246	Datianhou Temple (Tainan Grand Matsu Temple)	1	0.0%
247	Luermen Tianhou temple	0	
248	Xishu Golden Beach	0	
249	Official God of War Temple (Sacrificial Rites Martial Temple	0	
250	Wufei Temple (Five Consorts Temple)	0	
251	Sicao Dazhong Temple and Gun Emplacement	0	
252	Southern Taiwan Science Park	0	
260	Guanziling	0	
261	Qigu Birdseeing	0	
262	Wushantou Reservoir Scenic Area	0	
263	Tsengwen Reservoir Scenic Area	0	
264	Dakeng Recreation Farm	0	
270	Love River	6	0.1%
271	Xizi Bay	1	0.0%
272	Lotus Lake	3	0.1%
273	Qijin Seaside Park	2	0.0%
274	Shou Shan(Shou Shan Zoo)	3	0.1%
275	Dragon and Tiger Pagodas	1	0.0%
276	Urban Spotlight	0	
277	Kaohsiung 85 Building	0	
278	Spring and Autumn Pavilions	0	
279	Confucius Temple (Kaohsiung)	0	

d2a: D2. What tourist spots have you visited on this trip?spot1

Value	Label	Cases	Percentage
280	Kaohsiung Port	1	0.0%
281	Blue Lagoon Water Theme Park	0	
282	Kaohsiung Museum of History	0	
283	Chijin Mazu Temple	0	
284	National Science and Technology Museum	0	
285	Kaohsiung Museum of Fine Arts	0	
286	Dream Mall	3	0.1%
287	New Juejiang Shopping Area	1	0.0%
288	Gushan Ferry Station	0	
289	Central Park (Kaohsiung)	0	
290	Former British Consulate	0	
291	Teresa Teng Memorial Hall	0	
292	EDA World	3	0.1%
295	Fo Kuang Shan	10	0.2%
296	Cheng Ching Lake	0	
297	Meinong Hakka Cultural Village	0	
298	Baolai and Bulao Springs	0	
299	Maolin National Scenic Area	0	
300	Liugui Service Area	0	
301	Jiaxian	0	
302	Meishan Visitor Center	0	
303	Kaohsiung Farm	0	
304	Tengzhi National Forest Recreation Area	0	
305	Shihba Luohan Shan	0	
306	Sandimen	0	
307	Saijia Service Area (Saijia Aviation Park)	0	
315	Kenting National Park	3	0.1%
316	Eluanbi Park	2	0.0%
317	National Museum of Marine Biology and Aquarium	2	0.0%
318	Maubitou Park	3	0.1%
319	Sichongxi	0	
320	Jialeshuei Scenic Area	2	0.0%
321	Kenting Space Port	0	
322	Nanwan Beach Recreation Area	5	0.1%
323	Dapeng Bay National Scenic Area	0	
324	Kenting Sea Pool	0	
325	Liuqiu (Shiaoliuqiu)	0	
326	Sandimen	0	
330	Jiaosi	8	0.2%
331	Tung Shan Science Area	0	
332	Taipingshan Forest Recreation Area	0	
333	Suao Cold Springs	0	
334	Wufengqi Scenic Area	0	
335	Guishan Island (Turtle Island)	1	0.0%
336	Fushan Botanical Garden	0	

# d2a: D2. What tourist spots have you visited on this trip?spot1			
Value	Label	Cases	Percentage
337	Toucheng Recreation Farm	0	
338	Nanfangao	0	
339	Taipingshan National Forest Recreation Area	0	
340	Toucheng Sea Pool	1	0.0%
341	Chilan Forest Playground	1	0.0%
342	Caoling Historic Trail	0	
343	Wushih Harbor	0	
344	Da River (Daxi) Honeymoon Bay	0	
345	National Center for Traditional Arts	0	
350	Taroko, Tienhsiang	48	0.9%
351	Hualien Farglory Ocean Park	1	0.0%
352	Qixing Lake (Qixingtian)	1	0.0%
353	Amis Cultural Village	1	0.0%
354	Liyu (Carp) Lake	0	
355	Shin Kong Chao Feng Ranch & Resort	0	
356	Ruisui Hongye Springs	0	
357	Xiuguluan River Rafting Area	0	
358	Wenshan Springs	0	
359	The East Coast	0	
360	National DongHua University	0	
361	Hualien Seaside Park	0	
362	Whale and Dolphine Watching Tour along East Coast	0	
363	Hualien Sugar Factory	0	
364	Shitiping	0	
365	Hualien Tzuchi	0	
366	Mataian Wetland Ecological Park	0	
367	Liushidan Mountain	0	
370	Chihpen	1	0.0%
371	Sanxiantai (Terrace of the Three Immortals)	0	
372	Lyudao (Green Island)	2	0.0%
373	Baxian Cave (Baxiandong)	1	0.0%
374	Xiaoyeliu (Jialulan)	0	
375	Beinan Cultural Park	0	
376	Guanshan Water Park	0	
377	Chulu Pasture	0	
378	Taitung Veterans Farm	0	
379	Lanyu (Orchid Island)	0	
380	National Museum of Prehistory	0	
381	Chengkong Harbor	0	
382	Water Running Up	0	
383	Dulan Mountain	0	
384	Dawu Mountain	1	0.0%
385	Penghu National Scenic Area	2	0.0%
386	Jibei Island	0	
387	Qimei Island	0	

d2a: D2. What tourist spots have you visited on this trip?spot1

Value	Label	Cases	Percentage
390	Cihu (Kinmen)	0	
391	Kinmen National Park	0	
392	Taoshan	0	
393	Guniungtou War Museum	0	
394	Kinmen Folk Culture Village	0	
395	Juguang Tower	0	
396	Taiwu Mountain	0	
397	Kinmen Liquor Factory	0	
398	Wujiang River Estuary	0	
399	Sun Yat-sen Memorial Forest	0	
405	Qinbi Village	0	
406	Bishan Sightseeing Platform	0	
801	Shilin Night Market	1882	35.9%
802	Huaxi Street (Snake Alley) Night Market	156	3.0%
803	Raohe Street Night Market	210	4.0%
804	Shida Night Market	190	3.6%
805	Linjiang St. Night Market	33	0.6%
806	Gongguan Night Market	30	0.6%
807	Dihua Street Night Market	20	0.4%
808	Ninxia Night Market	69	1.3%
809	Nanjichang Night Market	2	0.0%
810	Jingmei Night Market	2	0.0%
811	Other Night Markets in Taipei City	5	0.1%
815	Lehua Night Market	6	0.1%
816	Banciao Nanya Night Market	8	0.2%
817	Sinjhuang Night Market	0	
818	Jhonghe Singnan Night Market	2	0.0%
819	Other Night Markets in Taipei County	7	0.1%
825	Miaokow Night Market	76	1.4%
826	Other Night Markets in Keelung City	0	
830	Jhongli Sinmin Night Market	12	0.2%
831	Taoyuan Tourist Night Market	4	0.1%
832	Other Night Markets in Taoyuan County	2	0.0%
834	Chenghuang Temple Night Market	33	0.6%
835	Other Night Markets in Hsinchu City	5	0.1%
838	Other Night Markets in Hsinchu County	0	
840	Other Night Markets in Miaoli County	1	0.0%
843	Fongjia Night Market	237	4.5%
844	Jhonghua Night Market	2	0.0%
845	Yizhong Street Night Market	11	0.2%
846	Other Night Markets in Taichung City	3	0.1%
847	Other Night Markets in Taichung County	0	
849	Other Night Market in Nantou County	0	
851	Other Night Markets in Changhua County	0	
853	Other Night Markets in Yunlin County	1	0.0%

# d2a: D2. What tourist spots have you visited on this trip?spot1			
Value	Label	Cases	Percentage
855	Wenhua Rd. Night Market	1	0.0%
856	Other Night Markets in Chiayi City	0	
858	Other Night Markets in Chiayi County	0	
860	Siaobei Night Market	0	
861	Huayuan Night Market	55	1.0%
862	Other Night Markets in Tainan City	3	0.1%
863	Other Night Markets in Tainan County	2	0.0%
865	Liuhe Night Market	1298	24.7%
866	Sinsing Night Market	1	0.0%
867	Rueifong Night Market	41	0.8%
868	Other Night Markets in Kaohsiung City	0	
869	Other Night Markets in Kaohsiung County	0	
871	Minzu Rd. Night Market	1	0.0%
872	Other Night Markets in Pingtung County	9	0.2%
874	Luodong Night Market	14	0.3%
875	Other Night Markets in Yilan County	0	
877	Nanbin Night Market	7	0.1%
878	Ziqiang Night Market	8	0.2%
880	Other Night Markets in Taitung County	0	
883	Other Night Markets in Penghu County	1	0.0%
885	Other Night Markets in Kinmen County	0	
Sysmiss		761	
Warning: these figures indicate the number of cases found in the data file. They cannot be interpreted as summary statistics of the population of interest.			
# d2b: D2. What tourist spots have you visited on this trip?spot2			
Information	[Type= discrete] [Format=numeric] [Range= 1-885] [Missing=*]		
Statistics [NW/ W]	[Valid=4916 /-] [Invalid=1093 /-]		
Value	Label	Cases	Percentage
1	Taipei 101	743	15.1%
2	National Palace Museum	535	10.9%
3	Chiang Kaishek Memorial Hall	141	2.9%
4	Xinyi Shopping Distric	41	0.8%
5	Xiemending	188	3.8%
6	Taipe Martyr's Shrine	46	0.9%
7	The Estern Distristic of Taipei	30	0.6%
8	Long Shan Temple	109	2.2%
9	Yangmingshan National Park	40	0.8%
10	Beitou	67	1.4%
11	Taipei main station shopping area	12	0.2%
12	Office of the President Republic of China (Taiwan)	10	0.2%
13	Mucha Maokong	37	0.8%
14	Taipei Zoo	18	0.4%
15	Taipei Matro Mall	10	0.2%
16	Wufenpu Fashion Area	33	0.7%
17	Miramar Ferris wheel	2	0.0%

d2b: D2. What tourist spots have you visited on this trip?spot2

Value	Label	Cases	Percentage
18	Sun yatsen Memorail Hall	19	0.4%
19	Hsing Tian Kong (Xingtian Temple)	13	0.3%
20	Guanghua 3C Mall	5	0.1%
21	Taipei Fine Art Museum	4	0.1%
22	Yuanshan	11	0.2%
23	Taipei Confucius Temple	2	0.0%
24	Chiang Kaishek's Shihlin Residence	21	0.4%
25	the Redhouse theater	1	0.0%
26	Tianmu	2	0.0%
27	Dalongdong Baoan Temple	0	
28	228 Peace Memorial Park	1	0.0%
29	SPOT Taipei Film House	2	0.0%
30	National Museum of History	2	0.0%
31	Museum of Contemporary Art, Taipei	0	
32	Jianguo Flower and Jade Market	0	
33	Taipei Children's Recreation Center	1	0.0%
34	Taipei Children's Museum of Transportation and Communication	0	
35	Taiwan Handcraft Promotion Center	0	
36	Shung Ye Museum of Formosan Aborigines	1	0.0%
37	Miniatures Museum of Taiwan	2	0.0%
38	Haujiang Waterfowl Nature Park	0	
39	Taipei zoo	0	
40	Chinese Culture and Movie Center	0	
41	Taipei Botanical Garden	2	0.0%
42	Taipei Astronomical Museum	0	
43	Lin An Tai Historical House & Museum	0	
44	Beitou Museum	0	
45	Dahu Park	0	
46	the Beitou Hot Springs Museum	0	
47	Postal Museum	0	
48	Militray Heros Hotel	0	
49	Nangang Economic and Commercial Park	6	0.1%
50	Taipei Flora Expo	65	1.3%
51	Huashan 1914 Creative Park	1	0.0%
52	?Yongkang Street	12	0.2%
65	Jou Fen	364	7.4%
66	Tamsui, Fort San Domingo, Old Street and Fishermen's Wharf	162	3.3%
67	Yehliu	329	6.7%
68	Jinguashi	7	0.1%
69	Wulai	40	0.8%
70	Yuanwangkeng Park	0	
71	Shihsanhang Museum of Archaeology	1	0.0%
72	Shenkeng Old Street	5	0.1%
73	Dharma Drum Mountain(Jinshan)	7	0.1%
74	Butian lake	4	0.1%

d2b: D2. What tourist spots have you visited on this trip?spot2

Value	Label	Cases	Percentage
75	Shifen Waterfall	47	1.0%
76	Yingge Ceramics Museum	0	
77	Pinxi	16	0.3%
78	Yingge	1	0.0%
79	Sanxia	4	0.1%
80	Ocean World	0	
81	Juming Museum	1	0.0%
82	Pinlin	1	0.0%
83	Yun hsien Resort	0	
84	Tianlu Art Center	0	
85	Sanzhi	1	0.0%
86	The Lin Family Mansion and Garden	0	
87	Fulong beach	2	0.0%
88	Linkou	0	
89	Baisha Bay	0	
90	Bitou Cape Park	0	
91	Museum Lasars	0	
92	Formosa Fun Coast	3	0.1%
93	Guanyinshan	0	
94	coastline park	0	
95	Qing Shui Zu shi temple	0	
96	Naptune park	0	
97	Green Bay	0	
98	Longdong South Ocean Park	1	0.0%
99	Temple of Eighteen Deities	0	
100	Teresa Teng Memorail Park (Yun Garden)	1	0.0%
101	Sanzhi Visitor Center and Gallery	0	
102	Qianshui Bay	0	
103	GuanDu	1	0.0%
104	SandiaoJiao Cape Lighthouse	0	
105	Jingtong	1	0.0%
110	The Northeast Coastal Scienic Area	3	0.1%
111	Bisha Fishery Harbor	0	
112	Keelung Port	0	
113	Jhongjhrng Park	0	
114	Badouzih Coastal Park	0	
115	Hoping Island Coastal Park	0	
116	Valentine Lake Park	0	
117	Ershawan Gun Emplacement	0	
118	Dawulun Gun Emplacemnt	1	0.0%
125	Window On China Theme Park	6	0.1%
126	Dashi	2	0.0%
127	Shihmen Reservoir	2	0.0%
128	Cihu	4	0.1%
129	Zhongli	1	0.0%

d2b: D2. What tourist spots have you visited on this trip?spot2

Value	Label	Cases	Percentage
130	Chung Cheng Aviation Museum	0	
131	Lala Mountain	2	0.0%
135	Hsinchu Science Park	0	
136	Nanliao Fishery Harbor	0	
137	Ku Chi Peak	0	
145	Leofoo Village Theme Park	7	0.1%
146	Neiwan	1	0.0%
147	Beipu	0	
148	Daba Peak	0	
149	Little DingDong Science Theme Park	0	
150	Taian hot Springs	0	
151	Hwataoyao	0	
152	Daba Peak	0	
153	Neiwan Railroad	0	
160	Sanyi Wood Sculpture Museum	0	
161	Lion's Head Mountain	0	
162	Tongxiao Beach Resort	1	0.0%
163	West Lake Resortopia	0	
164	Qiding beach resort	0	
165	Flying Cow Ranch	2	0.0%
166		2	0.0%
170	National Museum of Natural Scinece	4	0.1%
171	Encore Garden	0	
172	Tungshan Amusement Park	0	
173	National Taiwan Museum of Fine Arts	0	
174		1	0.0%
175	Lihpao Land(Yamay Kingdom)	1	0.0%
176	Li shan (Pear Mountain)	0	
177	Dasyueshan	0	
178	Wuling National Forest Recreation Area	0	
179	Tiehchenshan Mountain Recreation Area	0	
180	Daan Beach	0	
181	Taichung County Gaomei Wetlands Wildlife Refuge	1	0.0%
185	Sun Moon Lake	434	8.8%
186	Formosan Aboriginal Culture Village	8	0.2%
187	Cingjing Farm	44	0.9%
188	Xitou	15	0.3%
189	ChungTai Chan Monastery	19	0.4%
190	Jiji	1	0.0%
191	Puli	1	0.0%
192	Sing Ling Temple	0	
193	Yushan National Park	1	0.0%
194	Puli Distillery	1	0.0%
195	Earthquake Museum of Taiwan	0	
196	Guguan	1	0.0%

d2b: D2. What tourist spots have you visited on this trip?spot2

Value	Label	Cases	Percentage
197	Hehuanshan	4	0.1%
198	Sunlinksea	0	
199	Phoenix Valley Bird Park	0	
200	Checheng train station	0	
201	Wushe Scenic Area Recreation Area	0	
202	Shoutian Temple	0	
203	Dongpu Springs	0	
204	Aowanda National Forest Recreation Area	0	
205	Hehuanshan National Forest Recreation Area	0	
206	Lushan Hot Springs	1	0.0%
207	Guangxing Paper Factory	1	0.0%
208	Tenshing Kiln Ceramics Cultural Park	0	
209	Ita Thao Cultural Village	0	
215	Lugang Mazu Temple	2	0.0%
216	Lugang Folk Arts Museum	1	0.0%
217	Lugang Longshan Temple	1	0.0%
218	Baguashan	1	0.0%
219	Taiwan Folk Village	0	
220	Confucius Temple (Changhua)	0	
221	Lugang tranditional snacks	0	
222	Lugang Old Street	0	
225	Janfusun Fancyworld Theme Park	0	
226	Beigang Chaotien Temple	1	0.0%
227	Caoling	0	
235	Alishan	282	5.7%
236	Fenqihu	0	
237	Chiayis Farm	0	
240	Old Fort of Anping (Fort Zeelandia)	19	0.4%
241	Chihkan Tower	9	0.2%
242	Confucius Temple (Tainan)	11	0.2%
243	Koxinga Shrine (Yanping Junwang Temple)	1	0.0%
244	Anping Port National Historical Scenic Area	2	0.0%
245	Eternal Fortress	1	0.0%
246	Datianhou Temple (Tainan Grand Matsu Temple)	1	0.0%
247	Luermen Tianhou temple	0	
248	Xishu Golden Beach	0	
249	Official God of War Temple (Sacrificial Rites Martial Temple	0	
250	Wufei Temple (Five Consorts Temple)	0	
251	Sicao Dazhong Temple and Gun Emplacement	0	
252	Southern Taiwan Science Park	0	
260	Guanziling	2	0.0%
261	Qigu Birdseeing	1	0.0%
262	Wushantou Reservoir Scenic Area	0	
263	Tsengwen Reservoir Scenic Area	0	
264	Dakeng Recreation Farm	0	

d2b: D2. What tourist spots have you visited on this trip?spot2

Value	Label	Cases	Percentage
270	Love River	29	0.6%
271	Xizi Bay	20	0.4%
272	Lotus Lake	24	0.5%
273	Qijin Seaside Park	12	0.2%
274	Shou Shan(Shou Shan Zoo)	2	0.0%
275	Dragon and Tiger Pagodas	6	0.1%
276	Urban Spotlight	1	0.0%
277	Kaohsiung 85 Building	5	0.1%
278	Spring and Autumn Pavilions	0	
279	Confucius Temple (Kaohsiung)	1	0.0%
280	Kaohsiung Port	1	0.0%
281	Blue Lagoon Water Theme Park	0	
282	Kaohsiung Museum of History	0	
283	Chijin Mazu Temple	0	
284	National Science and Technology Museum	1	0.0%
285	Kaohsiung Museum of Fine Arts	0	
286	Dream Mall	23	0.5%
287	New Juejiang Shopping Area	4	0.1%
288	Gushan Ferry Station	0	
289	Central Park (Kaohsiung)	1	0.0%
290	Former British Consulate	0	
291	Teresa Teng Memorial Hall	2	0.0%
292	EDA World	5	0.1%
295	Fo Kuang Shan	12	0.2%
296	Cheng Ching Lake	5	0.1%
297	Meinong Hakka Cultural Village	4	0.1%
298	Baolai and Bulao Springs	1	0.0%
299	Maolin National Scenic Area	2	0.0%
300	Liugui Service Area	0	
301	Jiaxian	0	
302	Meishan Visitor Center	0	
303	Kaohsiung Farm	0	
304	Tengzhi National Forest Recreation Area	0	
305	Shihba Luohan Shan	0	
306	Sandimen	0	
307	Saijia Service Area (Saijia Aviation Park)	1	0.0%
315	Kenting National Park	41	0.8%
316	Eluanbi Park	24	0.5%
317	National Museum of Marine Biology and Aquarium	5	0.1%
318	Maubitou Park	52	1.1%
319	Sichongxi	1	0.0%
320	Jialeshuei Scenic Area	2	0.0%
321	Kenting Space Port	0	
322	Nanwan Beach Recreation Area	12	0.2%
323	Dapeng Bay National Scenic Area	0	

d2b: D2. What tourist spots have you visited on this trip?spot2

Value	Label	Cases	Percentage
324	Kenting Sea Pool	3	0.1%
325	Liuqiu (Shiaoliuqiu)	3	0.1%
326	Sandimen	0	
330	Jiaosi	19	0.4%
331	Tung Shan Science Area	4	0.1%
332	Taipingshan Forest Recreation Area	1	0.0%
333	Suao Cold Springs	4	0.1%
334	Wufengqi Scenic Area	0	
335	Guishan Island (Turtle Island)	1	0.0%
336	Fushan Botanical Garden	0	
337	Toucheng Recreation Farm	4	0.1%
338	Nanfangao	0	
339	Taipingshan National Forest Recreation Area	0	
340	Toucheng Sea Pool	0	
341	Chilan Forest Playground	0	
342	Caoling Historic Trail	0	
343	Wushih Harbor	1	0.0%
344	Da River (Daxi) Honeymoon Bay	1	0.0%
345	National Center for Traditional Arts	4	0.1%
346		1	0.0%
350	Taroko, Tienhsiang	344	7.0%
351	Hualien Farglory Ocean Park	3	0.1%
352	Qixing Lake (Qixingtai)	8	0.2%
353	Amis Cultural Village	1	0.0%
354	Liyu (Carp) Lake	2	0.0%
355	Shin Kong Chao Feng Ranch & Resort	1	0.0%
356	Ruisui Hongye Springs	2	0.0%
357	Xiuguluan River Rafting Area	3	0.1%
358	Wenshan Springs	0	
359	The East Coast	0	
360	National DongHua University	0	
361	Hualien Seaside Park	0	
362	Whale and Dolphin Watching Tour along East Coast	0	
363	Hualien Sugar Factory	0	
364	Shitiping	3	0.1%
365	Hualien Tzuchi	1	0.0%
366	Mataian Wetland Ecological Park	0	
367	Liushidan Mountain	1	0.0%
370	Chihpen	14	0.3%
371	Sanxiantai (Terrace of the Three Immortals)	7	0.1%
372	Lyudao (Green Island)	8	0.2%
373	Baxian Cave (Baxiandong)	0	
374	Xiaoyeliu (Jialulan)	2	0.0%
375	Beinan Cultural Park	0	
376	Guanshan Water Park	0	

d2b: D2. What tourist spots have you visited on this trip?spot2

Value	Label	Cases	Percentage
377	Chulu Pasture	1	0.0%
378	Taitung Veterans Farm	0	
379	Lanyu (Orchid Island)	1	0.0%
380	National Museum of Prehistory	0	
381	Chengkong Harbor	0	
382	Water Running Up	3	0.1%
383	Dulan Mountain	1	0.0%
384	Dawu Mountain	0	
385	Penghu National Scenic Area	2	0.0%
386	Jibei Island	0	
387	Qimei Island	0	
390	Cihu (Kinmen)	0	
391	Kinmen National Park	2	0.0%
392	Taoshan	0	
393	Guniungtou War Museum	0	
394	Kinmen Folk Culture Village	0	
395	Juguang Tower	0	
396	Taiwu Mountain	0	
397	Kinmen Liquor Factory	0	
398	Wujiang River Estuary	0	
399	Sun Yat-sen Memorial Forest	0	
405	Qinbi Village	0	
406	Bishan Sightseeing Platform	0	
801	Shilin Night Market	9	0.2%
802	Huaxi Street (Snake Alley) Night Market	1	0.0%
803	Raohe Street Night Market	0	
804	Shida Night Market	0	
805	Linjiang St. Night Market	0	
806	Gongguan Night Market	2	0.0%
807	Dihua Street Night Market	1	0.0%
808	Ninxia Night Market	1	0.0%
809	Nanjichang Night Market	0	
810	Jingmei Night Market	0	
811	Other Night Markets in Taipei City	0	
815	Lehua Night Market	0	
816	Banciao Nanya Night Market	0	
817	Sinjhuang Night Market	0	
818	Jhonghe Singnan Night Market	0	
819	Other Night Markets in Taipei County	0	
825	Miaokow Night Market	0	
826	Other Night Markets in Keelung City	0	
830	Jhongli Sinmin Night Market	0	
831	Taoyuan Tourist Night Market	0	
832	Other Night Markets in Taoyuan County	0	
834	Chenghuang Temple Night Market	0	

# d2b: D2. What tourist spots have you visited on this trip?spot2			
Value	Label	Cases	Percentage
835	Other Night Markets in Hsinchu City	0	
838	Other Night Markets in Hsinchu County	0	
840	Other Night Markets in Miaoli County	0	
843	Fongjia Night Market	2	0.0%
844	Jhonghua Night Market	0	
845	Yizhong Street Night Market	1	0.0%
846	Other Night Markets in Taichung City	0	
847	Other Night Markets in Taichung County	0	
849	Other Night Market in Nantou County	0	
851	Other Night Markets in Changhua County	0	
853	Other Night Markets in Yunlin County	0	
855	Wenhua Rd. Night Market	0	
856	Other Night Markets in Chiayi City	0	
858	Other Night Markets in Chiayi County	0	
860	Siaobei Night Market	0	
861	Huayuan Night Market	1	0.0%
862	Other Night Markets in Tainan City	0	
863	Other Night Markets in Tainan County	0	
865	Liuhe Night Market	2	0.0%
866	Sinsing Night Market	0	
867	Rueifong Night Market	0	
868	Other Night Markets in Kaohsiung City	0	
869	Other Night Markets in Kaohsiung County	0	
871	Minzu Rd. Night Market	0	
872	Other Night Markets in Pingtung County	0	
874	Luodong Night Market	0	
875	Other Night Markets in Yilan County	0	
877	Nanbin Night Market	0	
878	Ziqiang Night Market	0	
880	Other Night Markets in Taitung County	0	
883	Other Night Markets in Penghu County	0	
885	Other Night Markets in Kinmen County	0	
Sysmiss		1093	
Warning: these figures indicate the number of cases found in the data file. They cannot be interpreted as summary statistics of the population of interest.			
# d2c: D2. What tourist spots have you visited on this trip?spot3			
Information	[Type= discrete] [Format=numeric] [Range= 1-885] [Missing=*]		
Statistics [NW/ W]	[Valid=4608 /-] [Invalid=1401 /-]		
Value	Label	Cases	Percentage
1	Taipei 101	1513	32.8%
2	National Palace Museum	622	13.5%
3	Chiang Kaishek Memorial Hall	276	6.0%
4	Xinyi Shopping Distric	53	1.2%
5	Xiemending	147	3.2%
6	Taipe Martyr's Shrine	87	1.9%

d2c: D2. What tourist spots have you visited on this trip?spot3

Value	Label	Cases	Percentage
7	The Estern Distristic of Taipei	51	1.1%
8	Long Shan Temple	120	2.6%
9	Yangmingshan National Park	52	1.1%
10	Beitou	68	1.5%
11	Taipei main station shopping area	44	1.0%
12	Office of the President Republic of China (Taiwan)	23	0.5%
13	Mucha Maokong	13	0.3%
14	Taipei Zoo	23	0.5%
15	Taipei Matro Mall	17	0.4%
16	Wufenpu Fashion Area	26	0.6%
17	Miramar Ferris wheel	8	0.2%
18	Sun yatsen Memorail Hall	66	1.4%
19	Hsing Tian Kong (Xingtian Temple)	20	0.4%
20	Guanghua 3C Mall	3	0.1%
21	Taipei Fine Art Museum	4	0.1%
22	Yuanshan	6	0.1%
23	Taipei Confucius Temple	7	0.2%
24	Chiang Kaishek's Shihlin Residence	20	0.4%
25	the Redhouse theater	0	
26	Tianmu	3	0.1%
27	Dalongdong Baoan Temple	2	0.0%
28	228 Peace Memorial Park	2	0.0%
29	SPOT Taipei Film House	0	
30	National Museum of History	3	0.1%
31	Museum of Contemporary Art, Taipei	1	0.0%
32	Jianguo Flower and Jade Market	2	0.0%
33	Taipei Children's Recreation Center	0	
34	Taipei Children's Museum of Transportation and Communication	0	
35	Taiwan Handcraft Promotion Center	0	
36	Shung Ye Museum of Formosan Aborigines	0	
37	Miniatures Museum of Taiwan	0	
38	Haujiang Waterfowl Nature Park	0	
39	Taipei zoo	0	
40	Chinese Culture and Movie Center	0	
41	Taipei Botanical Garden	0	
42	Taipei Astronomical Museum	1	0.0%
43	Lin An Tai Historical House & Museum	0	
44	Beitou Museum	0	
45	Dahu Park	0	
46	the Beitou Hot Springs Museum	1	0.0%
47	Postal Museum	0	
48	Militray Heros Hotel	0	
49	Nangang Economic and Commercial Park	4	0.1%
50	Taipei Flora Expo	57	1.2%
51	Huashan 1914 Creative Park	3	0.1%

d2c: D2. What tourist spots have you visited on this trip?spot3

Value	Label	Cases	Percentage
52	?Yongkang Street	5	0.1%
65	Jou Fen	127	2.8%
66	Tamsui, Fort San Domingo, Old Street and Fishermen's Wharf	151	3.3%
67	Yehliu	142	3.1%
68	Jinguashi	9	0.2%
69	Wulai	19	0.4%
70	Yuanwangkeng Park	0	
71	Shihsanhang Museum of Archaeology	3	0.1%
72	Shenkeng Old Street	5	0.1%
73	Dharma Drum Mountain(Jinshan)	7	0.2%
74	Butian lake	0	
75	Shifen Waterfall	14	0.3%
76	Yingge Ceramics Museum	1	0.0%
77	Pinxi	9	0.2%
78	Yingge	1	0.0%
79	Sanxia	2	0.0%
80	Ocean World	0	
81	Juming Museum	1	0.0%
82	Pinlin	0	
83	Yun hsien Resort	0	
84	Tianlu Art Center	0	
85	Sanzhi	0	
86	The Lin Family Mansion and Garden	2	0.0%
87	Fulong beach	1	0.0%
88	Linkou	0	
89	Baisha Bay	1	0.0%
90	Bitou Cape Park	0	
91	Museum Lasars	0	
92	Formosa Fun Coast	0	
93	Guanyinshan	1	0.0%
94	coastline park	0	
95	Qing Shui Zu shi temple	0	
96	Naptune park	0	
97	Green Bay	0	
98	Longdong South Ocean Park	0	
99	Temple of Eighteen Deities	0	
100	Teresa Teng Memorail Park (Yun Garden)	3	0.1%
101	Sanzhi Visitor Center and Gallery	0	
102	Qianshui Bay	1	0.0%
103	GuanDu	1	0.0%
104	Sandiaojiao Cape Lighthouse	0	
105	Jingtong	0	
110	The Northeast Coastal Scienic Area	4	0.1%
111	Bisha Fishery Harbor	0	
112	Keelung Port	3	0.1%

d2c: D2. What tourist spots have you visited on this trip?spot3

Value	Label	Cases	Percentage
113	Jhongjhrng Park	0	
114	Badouzih Coastal Park	0	
115	Hoping Island Coastal Park	0	
116	Valentine Lake Park	0	
117	Ershawan Gun Emplacement	0	
118	Dawulun Gun Emplacement	1	0.0%
125	Window On China Theme Park	3	0.1%
126	Dashi	1	0.0%
127	Shihmen Reservoir	2	0.0%
128	Cihu	4	0.1%
129	Zhongli	0	
130	Chung Cheng Aviation Museum	0	
131	Lala Mountain	1	0.0%
135	Hsinchu Science Park	1	0.0%
136	Nanliao Fishery Harbor	1	0.0%
137	Ku Chi Peak	0	
145	Leofoo Village Theme Park	6	0.1%
146	Neiwan	2	0.0%
147	Beipu	0	
148	Daba Peak	0	
149	Little DingDong Science Theme Park	0	
150	Taian hot Springs	0	
151	Hwataoyao	0	
152	Daba Peak	0	
153	Neiwan Railroad	0	
160	Sanyi Wood Sculpture Museum	2	0.0%
161	Lion's Head Mountain	0	
162	Tongxiao Beach Resort	0	
163	West Lake Resortopia	0	
164	Qiding beach resort	0	
165	Flying Cow Ranch	1	0.0%
166		1	0.0%
170	National Museum of Natural Scinece	3	0.1%
171	Encore Garden	0	
172	Tungshan Amusement Park	0	
173	National Taiwan Museum of Fine Arts	4	0.1%
174		1	0.0%
175	Lihpao Land(Yamay Kingdom)	0	
176	Li shan (Pear Mountain)	0	
177	Dasyueshan	0	
178	Wuling National Forest Recreation Area	0	
179	Tiehchenshan Mountain Recreation Area	0	
180	Daan Beach	0	
181	Taichung County Gaomei Wetlands Wildlife Refuge	0	
185	Sun Moon Lake	63	1.4%

d2c: D2. What tourist spots have you visited on this trip?spot3

Value	Label	Cases	Percentage
186	Formosan Aboriginal Culture Village	14	0.3%
187	Cingjing Farm	9	0.2%
188	Xitou	6	0.1%
189	ChungTai Chan Monastery	21	0.5%
190	Jiji	3	0.1%
191	Puli	4	0.1%
192	Sing Ling Temple	0	
193	Yushan National Park	0	
194	Puli Distillery	1	0.0%
195	Earthquake Museum of Taiwan	2	0.0%
196	Guguan	1	0.0%
197	Hehuanshan	2	0.0%
198	Sunlinksea	0	
199	Phoenix Valley Bird Park	0	
200	Checheng train station	1	0.0%
201	Wushe Scenic Area Recreation Area	0	
202	Shoutian Temple	0	
203	Dongpu Springs	0	
204	Aowanda National Forest Recreation Area	2	0.0%
205	Hehuanshan National Forest Recreation Area	0	
206	Lushan Hot Springs	5	0.1%
207	Guangxing Paper Factory	0	
208	Tenshing Kiln Ceramics Cultural Park	0	
209	Ita Thao Cultural Village	0	
215	Lugang Mazu Temple	1	0.0%
216	Lugang Folk Arts Museum	1	0.0%
217	Lugang Longshan Temple	1	0.0%
218	Baguashan	0	
219	Taiwan Folk Village	0	
220	Confucius Temple (Changhua)	0	
221	Lugang trandtional snacks	0	
222	Lugang Old Street	1	0.0%
225	Janfusun Fancyworld Theme Park	1	0.0%
226	Beigang Chaotien Temple	0	
227	Caoling	0	
235	Alishan	54	1.2%
236	Fenqihu	0	
237	Chiayis Farm	0	
240	Old Fort of Anping (Fort Zeelandia)	26	0.6%
241	Chihkan Tower	10	0.2%
242	Confucius Temple (Tainan)	11	0.2%
243	Koxinga Shrine (Yanping Junwang Temple)	5	0.1%
244	Anping Port National Historical Scenic Area	3	0.1%
245	Eternal Fortress	1	0.0%
246	Datianhou Temple (Tainan Grand Matsu Temple)	3	0.1%

d2c: D2. What tourist spots have you visited on this trip?spot3

Value	Label	Cases	Percentage
247	Luermen Tianhou temple	0	
248	Xishu Golden Beach	0	
249	Official God of War Temple (Sacrificial Rites Martial Temple	0	
250	Wufei Temple (Five Consorts Temple)	1	0.0%
251	Sicao Dazhong Temple and Gun Emplacement	0	
252	Southern Taiwan Science Park	1	0.0%
260	Guanziling	0	
261	Qigu Birdseeing	0	
262	Wushantou Reservoir Scenic Area	0	
263	Tsengwen Reservoir Scenic Area	0	
264	Dakeng Recreation Farm	0	
270	Love River	40	0.9%
271	Xizi Bay	44	1.0%
272	Lotus Lake	16	0.3%
273	Qijin Seaside Park	7	0.2%
274	Shou Shan(Shou Shan Zoo)	12	0.3%
275	Dragon and Tiger Pagodas	6	0.1%
276	Urban Spotlight	2	0.0%
277	Kaohsiung 85 Building	2	0.0%
278	Spring and Autumn Pavilions	0	
279	Confucius Temple (Kaohsiung)	1	0.0%
280	Kaohsiung Port	1	0.0%
281	Blue Lagoon Water Theme Park	1	0.0%
282	Kaohsiung Museum of History	0	
283	Chijin Mazu Temple	0	
284	National Science and Technology Museum	2	0.0%
285	Kaohsiung Museum of Fine Arts	0	
286	Dream Mall	17	0.4%
287	New Juejiang Shopping Area	5	0.1%
288	Gushan Ferry Station	0	
289	Central Park (Kaohsiung)	5	0.1%
290	Former British Consulate	2	0.0%
291	Teresa Teng Memorial Hall	3	0.1%
292	EDA World	1	0.0%
295	Fo Kuang Shan	10	0.2%
296	Cheng Ching Lake	3	0.1%
297	Meinong Hakka Cultural Village	1	0.0%
298	Baolai and Bulao Springs	1	0.0%
299	Maolin National Scenic Area	0	
300	Liugui Service Area	0	
301	Jiaxian	0	
302	Meishan Visitor Center	0	
303	Kaohsiung Farm	0	
304	Tengzhi National Forest Recreation Area	0	
305	Shihba Luohan Shan	0	

d2c: D2. What tourist spots have you visited on this trip?spot3

Value	Label	Cases	Percentage
306	Sandimen	0	
307	Saijia Service Area (Saijia Aviation Park)	0	
315	Kenting National Park	17	0.4%
316	Eluanbi Park	26	0.6%
317	National Museum of Marine Biology and Aquarium	8	0.2%
318	Maubitou Park	17	0.4%
319	Sichongxi	2	0.0%
320	Jialeshuei Scenic Area	0	
321	Kenting Space Port	1	0.0%
322	Nanwan Beach Recreation Area	5	0.1%
323	Dapeng Bay National Scenic Area	0	
324	Kenting Sea Pool	1	0.0%
325	Liuqiu (Shiaoliuqiu)	0	
326	Sandimen	1	0.0%
330	Jiaosi	11	0.2%
331	Tung Shan Science Area	1	0.0%
332	Taipingshan Forest Recreation Area	0	
333	Suao Cold Springs	2	0.0%
334	Wufengqi Scenic Area	0	
335	Guishan Island (Turtle Island)	0	
336	Fushan Botanical Garden	0	
337	Toucheng Recreation Farm	1	0.0%
338	Nanfangao	0	
339	Taipingshan National Forest Recreation Area	1	0.0%
340	Toucheng Sea Pool	0	
341	Chilan Forest Playground	0	
342	Caoling Historic Trail	0	
343	Wushih Harbor	0	
344	Da River (Daxi) Honeymoon Bay	0	
345	National Center for Traditional Arts	4	0.1%
350	Taroko, Tienhsiang	73	1.6%
351	Hualien Farglory Ocean Park	0	
352	Qixing Lake (Qixingtang)	5	0.1%
353	Amis Cultural Village	1	0.0%
354	Liyu (Carp) Lake	0	
355	Shin Kong Chao Feng Ranch & Resort	0	
356	Ruisui Hongye Springs	0	
357	Xiuguluan River Rafting Area	0	
358	Wenshan Springs	0	
359	The East Coast	0	
360	National DongHua University	0	
361	Hualien Seaside Park	0	
362	Whale and Dolphine Watching Tour along East Coast	0	
363	Hualien Sugar Factory	0	
364	Shitiping	4	0.1%

d2c: D2. What tourist spots have you visited on this trip?spot3

Value	Label	Cases	Percentage
365	Hualien Tzuchi	1	0.0%
366	Mataian Wetland Ecological Park	0	
367	Liushidan Mountain	1	0.0%
370	Chihpen	20	0.4%
371	Sanxiantai (Terrace of the Three Immortals)	13	0.3%
372	Lyudao (Green Island)	2	0.0%
373	Baxian Cave (Baxiandong)	3	0.1%
374	Xiaoyeliu (Jialulan)	0	
375	Beinan Cultural Park	0	
376	Guanshan Water Park	0	
377	Chulu Pasture	0	
378	Taitung Veterans Farm	0	
379	Lanyu (Orchid Island)	0	
380	National Museum of Prehistory	0	
381	Chengkong Harbor	0	
382	Water Running Up	18	0.4%
383	Dulan Mountain	0	
384	Dawu Mountain	0	
385	Penghu National Scenic Area	0	
386	Jibei Island	0	
387	Qimei Island	0	
390	Cihu (Kinmen)	0	
391	Kinmen National Park	0	
392	Taoshan	1	0.0%
393	Guniungtou War Museum	1	0.0%
394	Kinmen Folk Culture Village	0	
395	Juguang Tower	0	
396	Taiwu Mountain	0	
397	Kinmen Liquor Factory	1	0.0%
398	Wujiang River Estuary	0	
399	Sun Yat-sen Memorial Forest	0	
405	Qinbi Village	0	
406	Bishan Sightseeing Platform	0	
801	Shilin Night Market	13	0.3%
802	Huaxi Street (Snake Alley) Night Market	1	0.0%
803	Raohe Street Night Market	3	0.1%
804	Shida Night Market	4	0.1%
805	Linjiang St. Night Market	1	0.0%
806	Gongguan Night Market	1	0.0%
807	Dihua Street Night Market	0	
808	Ninxia Night Market	1	0.0%
809	Nanjichang Night Market	0	
810	Jingmei Night Market	0	
811	Other Night Markets in Taipei City	0	
815	Lehua Night Market	0	

d2c: D2. What tourist spots have you visited on this trip?spot3

Value	Label	Cases	Percentage
816	Banciao Nanya Night Market	1	0.0%
817	Sinjhuang Night Market	0	
818	Jhonghe Singnan Night Market	0	
819	Other Night Markets in Taipei County	0	
825	Miaokow Night Market	1	0.0%
826	Other Night Markets in Keelung City	0	
830	Jhongli Sinmin Night Market	0	
831	Taoyuan Tourist Night Market	2	0.0%
832	Other Night Markets in Taoyuan County	0	
834	Chenghuang Temple Night Market	0	
835	Other Night Markets in Hsinchu City	0	
838	Other Night Markets in Hsinchu County	0	
840	Other Night Markets in Miaoli County	0	
843	Fongjia Night Market	3	0.1%
844	Jhonghua Night Market	0	
845	Yizhong Street Night Market	0	
846	Other Night Markets in Taichung City	0	
847	Other Night Markets in Taichung County	0	
849	Other Night Market in Nantou County	0	
851	Other Night Markets in Changhua County	0	
853	Other Night Markets in Yunlin County	0	
855	Wenhua Rd. Night Market	0	
856	Other Night Markets in Chiayi City	0	
858	Other Night Markets in Chiayi County	0	
860	Siaobei Night Market	0	
861	Huayuan Night Market	1	0.0%
862	Other Night Markets in Tainan City	0	
863	Other Night Markets in Tainan County	0	
865	Liuhe Night Market	2	0.0%
866	Sinsing Night Market	0	
867	Rueifong Night Market	1	0.0%
868	Other Night Markets in Kaohsiung City	0	
869	Other Night Markets in Kaohsiung County	0	
871	Minzu Rd. Night Market	0	
872	Other Night Markets in Pingtung County	0	
874	Luodong Night Market	0	
875	Other Night Markets in Yilan County	0	
877	Nanbin Night Market	0	
878	Ziqiang Night Market	0	
880	Other Night Markets in Taitung County	0	
883	Other Night Markets in Penghu County	0	
885	Other Night Markets in Kinmen County	0	
Sysmiss		1401	

Warning: these figures indicate the number of cases found in the data file. They cannot be interpreted as summary statistics of the population of interest.

# d2d: D2. What tourist spots have you visited on this trip?spot4			
Information	[Type= discrete] [Format=numeric] [Range= 1-885] [Missing=*]		
Statistics [NW/ W]	[Valid=4262 /-] [Invalid=1747 /-]		
Value	Label	Cases	Percentage
1	Taipei 101	296	<div></div> 6.9%
2	National Palace Museum	1103	<div></div> 25.9%
3	Chiang Kaishek Memorial Hall	495	<div></div> 11.6%
4	Xinyi Shopping Distric	49	<div></div> 1.1%
5	Xiemending	205	<div></div> 4.8%
6	Taipe Martyr's Shrine	141	<div></div> 3.3%
7	The Estern Distristic of Taipei	60	<div></div> 1.4%
8	Long Shan Temple	153	<div></div> 3.6%
9	Yangmingshan National Park	47	<div></div> 1.1%
10	Beitou	57	<div></div> 1.3%
11	Taipei main station shopping area	31	<div></div> 0.7%
12	Office of the President Republic of China (Taiwan)	19	<div></div> 0.4%
13	Mucha Maokong	12	<div></div> 0.3%
14	Taipei Zoo	14	<div></div> 0.3%
15	Taipei Matro Mall	26	<div></div> 0.6%
16	Wufenpu Fashion Area	28	<div></div> 0.7%
17	Miramar Ferris wheel	9	<div></div> 0.2%
18	Sun yatsen Memorail Hall	257	<div></div> 6.0%
19	Hsing Tian Kong (Xingtian Temple)	21	<div></div> 0.5%
20	Guanghua 3C Mall	7	<div></div> 0.2%
21	Taipei Fine Art Museum	2	<div></div> 0.0%
22	Yuanshan	15	<div></div> 0.4%
23	Taipei Confucius Temple	6	<div></div> 0.1%
24	Chiang Kaishek's Shihlin Residence	32	<div></div> 0.8%
25	the Redhouse theater	0	
26	Tianmu	1	<div></div> 0.0%
27	Dalongdong Baoan Temple	1	<div></div> 0.0%
28	228 Peace Memorial Park	2	<div></div> 0.0%
29	SPOT Taipei Film House	0	
30	National Museum of History	2	<div></div> 0.0%
31	Museum of Contemporary Art, Taipei	1	<div></div> 0.0%
32	Jianguo Flower and Jade Market	0	
33	Taipei Children's Recreation Center	0	
34	Taipei Children's Museum of Transportation and Communication	0	
35	Taiwan Handcraft Promotion Center	0	
36	Shung Ye Museum of Formosan Aborigines	0	
37	Miniatures Museum of Taiwan	0	
38	Haujiang Waterfowl Nature Park	0	
39	Taipei zoo	0	
40	Chinese Culture and Movie Center	0	
41	Taipei Botanical Garden	0	
42	Taipei Astronomical Museum	0	
43	Lin An Tai Historical House & Museum	0	

d2d: D2. What tourist spots have you visited on this trip?spot4

Value	Label	Cases	Percentage
44	Beitou Museum	0	
45	Dahu Park	0	
46	the Beitou Hot Springs Museum	0	
47	Postal Museum	0	
48	Militray Heros Hotel	0	
49	Nangang Economic and Commercial Park	4	0.1%
50	Taipei Flora Expo	31	0.7%
51	Huashan 1914 Creative Park	3	0.1%
52	?Yongkang Street	8	0.2%
65	Jou Fen	153	3.6%
66	Tamsui, Fort San Domingo, Old Street and Fishermen's Wharf	140	3.3%
67	Yehliu	86	2.0%
68	Jinguashi	8	0.2%
69	Wulai	13	0.3%
70	Yuanwangkeng Park	0	
71	Shihsanhang Museum of Archaeology	4	0.1%
72	Shenkeng Old Street	4	0.1%
73	Dharma Drum Mountain(Jinshan)	2	0.0%
74	Butian lake	1	0.0%
75	Shifen Waterfall	18	0.4%
76	Yingge Ceramics Museum	0	
77	Pinxi	6	0.1%
78	Yingge	7	0.2%
79	Sanxia	3	0.1%
80	Ocean World	0	
81	Juming Museum	0	
82	Pinlin	0	
83	Yun hsien Resort	0	
84	Tianlu Art Center	1	0.0%
85	Sanzhi	0	
86	The Lin Family Mansion and Garden	1	0.0%
87	Fulong beach	1	0.0%
88	Linkou	1	0.0%
89	Baisha Bay	1	0.0%
90	Bitou Cape Park	0	
91	Museum Lasars	0	
92	Formosa Fun Coast	0	
93	Guanyinshan	0	
94	coastline park	0	
95	Qing Shui Zu shi temple	0	
96	Naptune park	0	
97	Green Bay	0	
98	Longdong South Ocean Park	0	
99	Temple of Eighteen Deities	0	
100	Teresa Teng Memorail Park (Yun Garden)	1	0.0%

d2d: D2. What tourist spots have you visited on this trip?spot4

Value	Label	Cases	Percentage
101	Sanzhi Visitor Center and Gallery	0	
102	Qianshui Bay	0	
103	GuanDu	0	
104	SandiaoJiao Cape Lighthouse	0	
105	Jingtong	3	0.1%
110	The Northeast Coastal Scenic Area	6	0.1%
111	Bisha Fishery Harbor	0	
112	Keelung Port	0	
113	Jhongjhrng Park	1	0.0%
114	Badouzi Coastal Park	0	
115	Hoping Island Coastal Park	0	
116	Valentine Lake Park	0	
117	Ershawan Gun Emplacement	0	
118	Dawulun Gun Emplacement	1	0.0%
125	Window On China Theme Park	3	0.1%
126	Dashi	6	0.1%
127	Shihmen Reservoir	0	
128	Cihu	7	0.2%
129	Zhongli	1	0.0%
130	Chung Cheng Aviation Museum	0	
131	Lala Mountain	0	
135	Hsinchu Science Park	0	
136	Nanliao Fishery Harbor	3	0.1%
137	Ku Chi Peak	0	
145	Leofoo Village Theme Park	1	0.0%
146	Neiwan	1	0.0%
147	Beipu	0	
148	Daba Peak	0	
149	Little DingDong Science Theme Park	0	
150	Taian hot Springs	0	
151	Hwataoyao	0	
152	Daba Peak	0	
153	Neiwan Railroad	0	
160	Sanyi Wood Sculpture Museum	0	
161	Lion's Head Mountain	0	
162	Tongxiao Beach Resort	0	
163	West Lake Resortopia	2	0.0%
164	Qiding beach resort	0	
165	Flying Cow Ranch	5	0.1%
170	National Museum of Natural Science	0	
171	Encore Garden	0	
172	Tungshan Amusement Park	0	
173	National Taiwan Museum of Fine Arts	3	0.1%
175	Lihpao Land(Yamay Kingdom)	0	
176	Li shan (Pear Mountain)	0	

d2d: D2. What tourist spots have you visited on this trip?spot4

Value	Label	Cases	Percentage
177	Dasyueshan	0	
178	Wuling National Forest Recreation Area	0	
179	Tiehchenshan Mountain Recreation Area	0	
180	Daan Beach	0	
181	Taichung County Gaomei Wetlands Wildlife Refuge	1	0.0%
185	Sun Moon Lake	58	1.4%
186	Formosan Aboriginal Culture Village	9	0.2%
187	Cingjing Farm	4	0.1%
188	Xitou	0	
189	ChungTai Chan Monastery	16	0.4%
190	Jiji	0	
191	Puli	3	0.1%
192	Sing Ling Temple	0	
193	Yushan National Park	0	
194	Puli Distillery	1	0.0%
195	Earthquake Museum of Taiwan	0	
196	Guguan	1	0.0%
197	Hehuanshan	1	0.0%
198	Sunlinksea	0	
199	Phoenix Valley Bird Park	0	
200	Checheng train station	1	0.0%
201	Wushe Scenic Area Recreation Area	0	
202	Shoutian Temple	0	
203	Dongpu Springs	0	
204	Aowanda National Forest Recreation Area	0	
205	Hehuanshan National Forest Recreation Area	0	
206	Lushan Hot Springs	1	0.0%
207	Guangxing Paper Factory	0	
208	Tenshing Kiln Ceramics Cultural Park	0	
209	Ita Thao Cultural Village	0	
215	Lugang Mazu Temple	2	0.0%
216	Lugang Folk Arts Museum	1	0.0%
217	Lugang Longshan Temple	0	
218	Baguashan	3	0.1%
219	Taiwan Folk Village	0	
220	Confucius Temple (Changhua)	0	
221	Lugang tranditional snacks	0	
222	Lugang Old Street	1	0.0%
225	Janfusun Fancyworld Theme Park	0	
226	Beigang Chaotien Temple	0	
227	Caoling	0	
235	Alishan	19	0.4%
236	Fenqihu	0	
237	Chiayis Farm	0	
240	Old Fort of Anping (Fort Zeelandia)	7	0.2%

d2d: D2. What tourist spots have you visited on this trip?spot4

Value	Label	Cases	Percentage
241	Chihkan Tower	19	0.4%
242	Confucius Temple (Tainan)	9	0.2%
243	Koxinga Shrine (Yanping Junwang Temple)	9	0.2%
244	Anping Port National Historical Scenic Area	10	0.2%
245	Eternal Fortress	0	
246	Datianhou Temple (Tainan Grand Matsu Temple)	0	
247	Luermen Tianhou temple	0	
248	Xishu Golden Beach	0	
249	Official God of War Temple (Sacrificial Rites Martial Temple	0	
250	Wufei Temple (Five Consorts Temple)	1	0.0%
251	Sicao Dazhong Temple and Gun Emplacement	0	
252	Southern Taiwan Science Park	0	
260	Guanziling	1	0.0%
261	Qigu Birdseeing	0	
262	Wushantou Reservoir Scenic Area	0	
263	Tsengwen Reservoir Scenic Area	0	
264	Dakeng Recreation Farm	0	
270	Love River	31	0.7%
271	Xizi Bay	37	0.9%
272	Lotus Lake	25	0.6%
273	Qijin Seaside Park	9	0.2%
274	Shou Shan(Shou Shan Zoo)	7	0.2%
275	Dragon and Tiger Pagodas	3	0.1%
276	Urban Spotlight	1	0.0%
277	Kaohsiung 85 Building	3	0.1%
278	Spring and Autumn Pavilions	3	0.1%
279	Confucius Temple (Kaohsiung)	0	
280	Kaohsiung Port	1	0.0%
281	Blue Lagoon Water Theme Park	0	
282	Kaohsiung Museum of History	0	
283	Chijin Mazu Temple	0	
284	National Science and Technology Museum	0	
285	Kaohsiung Museum of Fine Arts	0	
286	Dream Mall	9	0.2%
287	New Juejiang Shopping Area	3	0.1%
288	Gushan Ferry Station	0	
289	Central Park (Kaohsiung)	0	
290	Former British Consulate	1	0.0%
291	Teresa Teng Memorial Hall	2	0.0%
292	EDA World	3	0.1%
295	Fo Kuang Shan	8	0.2%
296	Cheng Ching Lake	4	0.1%
297	Meinong Hakka Cultural Village	2	0.0%
298	Baolai and Bulao Springs	0	
299	Maolin National Scenic Area	0	

d2d: D2. What tourist spots have you visited on this trip?spot4

Value	Label	Cases	Percentage
300	Liugui Service Area	0	
301	Jiaxian	0	
302	Meishan Visitor Center	0	
303	Kaohsiung Farm	0	
304	Tengzhi National Forest Recreation Area	0	
305	Shihba Luohan Shan	0	
306	Sandimen	0	
307	Saijia Service Area (Saijia Aviation Park)	0	
315	Kenting National Park	21	0.5%
316	Eluanbi Park	20	0.5%
317	National Museum of Marine Biology and Aquarium	1	0.0%
318	Maubitou Park	27	0.6%
319	Sichongxi	2	0.0%
320	Jialeshuei Scenic Area	1	0.0%
321	Kenting Space Port	0	
322	Nanwan Beach Recreation Area	5	0.1%
323	Dapeng Bay National Scenic Area	0	
324	Kenting Sea Pool	0	
325	Liuqiu (Shiaoliqiu)	0	
326	Sandimen	0	
330	Jiaosi	12	0.3%
331	Tung Shan Science Area	4	0.1%
332	Taipingshan Forest Recreation Area	0	
333	Suao Cold Springs	4	0.1%
334	Wufengqi Scenic Area	0	
335	Guishan Island (Turtle Island)	0	
336	Fushan Botanical Garden	0	
337	Toucheng Recreation Farm	6	0.1%
338	Nanfangao	0	
339	Taipingshan National Forest Recreation Area	0	
340	Toucheng Sea Pool	0	
341	Chilan Forest Playground	0	
342	Caoling Historic Trail	0	
343	Wushih Harbor	0	
344	Da River (Daxi) Honeymoon Bay	0	
345	National Center for Traditional Arts	3	0.1%
350	Taroko, Tienhsiang	58	1.4%
351	Hualien Farglory Ocean Park	0	
352	Qixing Lake (Qixingtang)	7	0.2%
353	Amis Cultural Village	1	0.0%
354	Liyu (Carp) Lake	1	0.0%
355	Shin Kong Chao Feng Ranch & Resort	0	
356	Ruisui Hongye Springs	0	
357	Xiuguluan River Rafting Area	1	0.0%
358	Wenshan Springs	0	

d2d: D2. What tourist spots have you visited on this trip?spot4

Value	Label	Cases	Percentage
359	The East Coast	0	
360	National DongHua University	0	
361	Hualien Seaside Park	0	
362	Whale and Dolphine Watching Tour along East Coast	0	
363	Hualien Sugar Factory	0	
364	Shitiping	6	0.1%
365	Hualien Tzuchi	0	
366	Mataian Wetland Ecological Park	0	
367	Liushidan Mountain	0	
370	Chihpen	18	0.4%
371	Sanxiantai (Terrace of the Three Immortals)	16	0.4%
372	Lyudao (Green Island)	1	0.0%
373	Baxian Cave (Baxiandong)	5	0.1%
374	Xiaoyeliu (Jialulan)	0	
375	Beinan Cultural Park	0	
376	Guanshan Water Park	0	
377	Chulu Pasture	0	
378	Taitung Veterans Farm	0	
379	Lanyu (Orchid Island)	0	
380	National Museum of Prehistory	0	
381	Chengkong Harbor	0	
382	Water Running Up	21	0.5%
383	Dulan Mountain	0	
384	Dawu Mountain	0	
385	Penghu National Scenic Area	1	0.0%
386	Jibei Island	0	
387	Qimei Island	0	
390	Cihu (Kinmen)	0	
391	Kinmen National Park	0	
392	Taoshan	1	0.0%
393	Guniungtou War Museum	0	
394	Kinmen Folk Culture Village	1	0.0%
395	Juguang Tower	1	0.0%
396	Taiwu Mountain	1	0.0%
397	Kinmen Liquor Factory	0	
398	Wujiang River Estuary	0	
399	Sun Yat-sen Memorial Forest	0	
405	Qinbi Village	0	
406	Bishan Sightseeing Platform	0	
801	Shilin Night Market	25	0.6%
802	Huaxi Street (Snake Alley) Night Market	1	0.0%
803	Raohe Street Night Market	8	0.2%
804	Shida Night Market	2	0.0%
805	Linjiang St. Night Market	2	0.0%
806	Gongguan Night Market	2	0.0%

d2d: D2. What tourist spots have you visited on this trip?spot4

Value	Label	Cases	Percentage
807	Dihua Street Night Market	0	
808	Ninxia Night Market	2	0.0%
809	Nanjichang Night Market	0	
810	Jingmei Night Market	0	
811	Other Night Markets in Taipei City	0	
815	Lehua Night Market	0	
816	Banciao Nanya Night Market	0	
817	Sinjhuang Night Market	0	
818	Jhonghe Singnan Night Market	0	
819	Other Night Markets in Taipei County	0	
825	Miaokow Night Market	0	
826	Other Night Markets in Keelung City	0	
830	Jhongli Sinmin Night Market	0	
831	Taoyuan Tourist Night Market	0	
832	Other Night Markets in Taoyuan County	0	
834	Chenghuang Temple Night Market	0	
835	Other Night Markets in Hsinchu City	0	
838	Other Night Markets in Hsinchu County	0	
840	Other Night Markets in Miaoli County	0	
843	Fongjia Night Market	3	0.1%
844	Jhonghua Night Market	0	
845	Yizhong Street Night Market	2	0.0%
846	Other Night Markets in Taichung City	0	
847	Other Night Markets in Taichung County	0	
849	Other Night Market in Nantou County	0	
851	Other Night Markets in Changhua County	0	
853	Other Night Markets in Yunlin County	0	
855	Wenhua Rd. Night Market	1	0.0%
856	Other Night Markets in Chiayi City	0	
858	Other Night Markets in Chiayi County	0	
860	Siaobei Night Market	0	
861	Huayuan Night Market	0	
862	Other Night Markets in Tainan City	0	
863	Other Night Markets in Tainan County	0	
865	Liuhe Night Market	5	0.1%
866	Sinsing Night Market	0	
867	Rueifong Night Market	0	
868	Other Night Markets in Kaohsiung City	0	
869	Other Night Markets in Kaohsiung County	0	
871	Minzu Rd. Night Market	0	
872	Other Night Markets in Pingtung County	0	
874	Luodong Night Market	1	0.0%
875	Other Night Markets in Yilan County	0	
877	Nanbin Night Market	0	
878	Ziqiang Night Market	0	

d2d: D2. What tourist spots have you visited on this trip?spot4

Value	Label	Cases	Percentage
880	Other Night Markets in Taitung County	0	
883	Other Night Markets in Penghu County	0	
885	Other Night Markets in Kinmen County	0	
Sysmiss		1747	
Warning: these figures indicate the number of cases found in the data file. They cannot be interpreted as summary statistics of the population of interest.			
# d2e: D2. What tourist spots have you visited on this trip?spot5			
Information	[Type= discrete] [Format=numeric] [Range= 1-885] [Missing=*]		
Statistics [NW/ W]	[Valid=3862 /-] [Invalid=2147 /-]		
Value	Label	Cases	Percentage
1	Taipei 101	199	<div></div> 5.2%
2	National Palace Museum	201	<div></div> 5.2%
3	Chiang Kaishek Memorial Hall	556	<div></div> 14.4%
4	Xinyi Shopping Distric	39	<div></div> 1.0%
5	Xiemending	186	<div></div> 4.8%
6	Taipe Martyr's Shrine	207	<div></div> 5.4%
7	The Estern Distristic of Taipei	42	<div></div> 1.1%
8	Long Shan Temple	137	<div></div> 3.5%
9	Yangmingshan National Park	48	<div></div> 1.2%
10	Beitou	67	<div></div> 1.7%
11	Taipei main station shopping area	28	<div></div> 0.7%
12	Office of the President Republic of China (Taiwan)	30	<div></div> 0.8%
13	Mucha Maokong	14	<div></div> 0.4%
14	Taipei Zoo	14	<div></div> 0.4%
15	Taipei Matro Mall	21	<div></div> 0.5%
16	Wufenpu Fashion Area	28	<div></div> 0.7%
17	Miramar Ferris wheel	13	<div></div> 0.3%
18	Sun yatsen Memorail Hall	590	<div></div> 15.3%
19	Hsing Tian Kong (Xingtian Temple)	29	<div></div> 0.8%
20	Guanghua 3C Mall	2	<div></div> 0.1%
21	Taipei Fine Art Museum	0	
22	Yuanshan	26	<div></div> 0.7%
23	Taipei Confucius Temple	6	<div></div> 0.2%
24	Chiang Kaishek's Shihlin Residence	66	<div></div> 1.7%
25	the Redhouse theater	2	<div></div> 0.1%
26	Tianmu	2	<div></div> 0.1%
27	Dalongdong Baoan Temple	2	<div></div> 0.1%
28	228 Peace Memorial Park	1	<div></div> 0.0%
29	SPOT Taipei Film House	0	
30	National Museum of History	3	<div></div> 0.1%
31	Museum of Contemporary Art, Taipei	0	
32	Jianguo Flower and Jade Market	0	
33	Taipei Children's Recreation Center	0	
34	Taipei Children's Museum of Transportation and Communication	0	
35	Taiwan Handcraft Promotion Center	0	

d2e: D2. What tourist spots have you visited on this trip?spot5

Value	Label	Cases	Percentage
36	Shung Ye Museum of Formosan Aborigines	0	
37	Miniatures Museum of Taiwan	0	
38	Haujiang Waterfowl Nature Park	0	
39	Taipei zoo	0	
40	Chinese Culture and Movie Center	0	
41	Taipei Botanical Garden	2	0.1%
42	Taipei Astronomical Museum	0	
43	Lin An Tai Historical House & Museum	0	
44	Beitou Museum	0	
45	Dahu Park	0	
46	the Beitou Hot Springs Museum	0	
47	Postal Museum	0	
48	Militray Heros Hotel	0	
49	Nangang Economic and Commercial Park	3	0.1%
50	Taipei Flora Expo	36	0.9%
51	Huashan 1914 Creative Park	0	
52	?Yongkang Street	9	0.2%
65	Jou Fen	180	4.7%
66	Tamsui, Fort San Domingo, Old Street and Fishermen's Wharf	124	3.2%
67	Yehliu	175	4.5%
68	Jinguashi	4	0.1%
69	Wulai	10	0.3%
70	Yuanwangkeng Park	0	
71	Shihsanhang Museum of Archaeology	5	0.1%
72	Shenkeng Old Street	7	0.2%
73	Dharma Drum Mountain(Jinshan)	1	0.0%
74	Butian lake	0	
75	Shifen Waterfall	14	0.4%
76	Yingge Ceramics Museum	1	0.0%
77	Pinxi	2	0.1%
78	Yingge	1	0.0%
79	Sanxia	1	0.0%
80	Ocean World	0	
81	Juming Museum	0	
82	Pinlin	0	
83	Yun hsien Resort	1	0.0%
84	Tianlu Art Center	1	0.0%
85	Sanzhi	0	
86	The Lin Family Mansion and Garden	0	
87	Fulong beach	3	0.1%
88	Linkou	0	
89	Baisha Bay	0	
90	Bitou Cape Park	0	
91	Museum Lasars	0	
92	Formosa Fun Coast	1	0.0%

d2e: D2. What tourist spots have you visited on this trip?spot5

Value	Label	Cases	Percentage
93	Guanyinshan	0	
94	coastline park	0	
95	Qing Shui Zu shi temple	0	
96	Naptune park	0	
97	Green Bay	0	
98	Longdong South Ocean Park	0	
99	Temple of Eighteen Deities	0	
100	Teresa Teng Memorail Park (Yun Garden)	0	
101	Sanzhi Visitor Center and Gallery	0	
102	Qianshui Bay	0	
103	GuanDu	0	
104	Sandiaojiao Cape Lighthouse	0	
105	Jingtong	6	0.2%
110	The Northeast Coastal Scienic Area	1	0.0%
111	Bisha Fishery Harbor	1	0.0%
112	Keelung Port	2	0.1%
113	Jhongjhrng Park	1	0.0%
114	Badouzi Coastal Park	0	
115	Hoping Island Coastal Park	0	
116	Valentine Lake Park	0	
117	Ershawan Gun Emplacement	0	
118	Dawulun Gun Emplacement	0	
125	Window On China Theme Park	2	0.1%
126	Dashi	6	0.2%
127	Shihmen Reservoir	0	
128	Cihu	7	0.2%
129	Zhongli	0	
130	Chung Cheng Aviation Museum	0	
131	Lala Mountain	0	
135	Hsinchu Science Park	1	0.0%
136	Nanliao Fishery Harbor	0	
137	Ku Chi Peak	0	
145	Leofoo Village Theme Park	3	0.1%
146	Neiwan	2	0.1%
147	Beipu	1	0.0%
148	Daba Peak	0	
149	Little DingDong Science Theme Park	0	
150	Taian hot Springs	0	
151	Hwataoyao	0	
152	Daba Peak	0	
153	Neiwan Railroad	0	
160	Sanyi Wood Sculpture Museum	1	0.0%
161	Lion's Head Mountain	1	0.0%
162	Tongxiao Beach Resort	0	
163	West Lake Resortopia	0	

d2e: D2. What tourist spots have you visited on this trip?spot5

Value	Label	Cases	Percentage
164	Qiding beach resort	0	
165	Flying Cow Ranch	1	0.0%
170	National Museum of Natural Scinece	1	0.0%
171	Encore Garden	0	
172	Tungshan Amusement Park	0	
173	National Taiwan Museum of Fine Arts	0	
175	Lihpao Land(Yamay Kingdom)	0	
176	Li shan (Pear Mountain)	0	
177	Dasyueshan	0	
178	Wuling National Forest Recreation Area	0	
179	Tiehchenshan Mountain Recreation Area	1	0.0%
180	Daan Beach	0	
181	Taichung County Gaomei Wetlands Wildlife Refuge	1	0.0%
185	Sun Moon Lake	91	2.4%
186	Formosan Aboriginal Culture Village	12	0.3%
187	Cingjing Farm	6	0.2%
188	Xitou	0	
189	ChungTai Chan Monastery	19	0.5%
190	Jiji	3	0.1%
191	Puli	1	0.0%
192	Sing Ling Temple	0	
193	Yushan National Park	1	0.0%
194	Puli Distillery	0	
195	Earthquake Museum of Taiwan	0	
196	Guguan	0	
197	Hehuanshan	2	0.1%
198	Sunlinksea	0	
199	Phoenix Valley Bird Park	0	
200	Checheng train station	0	
201	Wushe Scenic Area Recreation Area	0	
202	Shoutian Temple	0	
203	Dongpu Springs	0	
204	Aowanda National Forest Recreation Area	0	
205	Hehuanshan National Forest Recreation Area	0	
206	Lushan Hot Springs	1	0.0%
207	Guangxing Paper Factory	0	
208	Tenshing Kiln Ceramics Cultural Park	0	
209	Ita Thao Cultural Village	0	
215	Lugang Mazu Temple	3	0.1%
216	Lugang Folk Arts Museum	1	0.0%
217	Lugang Longshan Temple	1	0.0%
218	Baguashan	2	0.1%
219	Taiwan Folk Village	0	
220	Confucius Temple (Changhua)	0	
221	Lugang trandtional snacks	0	

d2e: D2. What tourist spots have you visited on this trip?spot5

Value	Label	Cases	Percentage
222	Lugang Old Street	2	0.1%
225	Janfusun Fancyworld Theme Park	2	0.1%
226	Beigang Chaotien Temple	2	0.1%
227	Caoling	0	
235	Alishan	32	0.8%
236	Fenqihu	0	
237	Chiayis Farm	0	
240	Old Fort of Anping (Fort Zeelandia)	9	0.2%
241	Chihkan Tower	14	0.4%
242	Confucius Temple (Tainan)	9	0.2%
243	Koxinga Shrine (Yanping Junwang Temple)	6	0.2%
244	Anping Port National Historical Scenic Area	3	0.1%
245	Eternal Fortress	4	0.1%
246	Datianhou Temple (Tainan Grand Matsu Temple)	1	0.0%
247	Luermen Tianhou temple	0	
248	Xishu Golden Beach	0	
249	Official God of War Temple (Sacrificial Rites Martial Temple	1	0.0%
250	Wufei Temple (Five Consorts Temple)	0	
251	Sicao Dazhong Temple and Gun Emplacement	0	
252	Southern Taiwan Science Park	0	
260	Guanziling	0	
261	Qigu Birdseeing	0	
262	Wushantou Reservoir Scenic Area	0	
263	Tsengwen Reservoir Scenic Area	0	
264	Dakeng Recreation Farm	0	
270	Love River	36	0.9%
271	Xizi Bay	28	0.7%
272	Lotus Lake	18	0.5%
273	Qijin Seaside Park	11	0.3%
274	Shou Shan(Shou Shan Zoo)	10	0.3%
275	Dragon and Tiger Pagodas	5	0.1%
276	Urban Spotlight	2	0.1%
277	Kaohsiung 85 Building	3	0.1%
278	Spring and Autumn Pavilions	1	0.0%
279	Confucius Temple (Kaohsiung)	3	0.1%
280	Kaohsiung Port	6	0.2%
281	Blue Lagoon Water Theme Park	0	
282	Kaohsiung Museum of History	3	0.1%
283	Chijin Mazu Temple	0	
284	National Science and Technology Museum	0	
285	Kaohsiung Museum of Fine Arts	1	0.0%
286	Dream Mall	3	0.1%
287	New Juejiang Shopping Area	3	0.1%
288	Gushan Ferry Station	0	
289	Central Park (Kaohsiung)	1	0.0%

d2e: D2. What tourist spots have you visited on this trip?spot5

Value	Label	Cases	Percentage
290	Former British Consulate	0	
291	Teresa Teng Memorial Hall	2	0.1%
292	EDA World	1	0.0%
295	Fo Kuang Shan	8	0.2%
296	Cheng Ching Lake	8	0.2%
297	Meinong Hakka Cultural Village	0	
298	Baolai and Bulao Springs	0	
299	Maolin National Scenic Area	0	
300	Liugui Service Area	0	
301	Jiaxian	0	
302	Meishan Visitor Center	0	
303	Kaohsiung Farm	0	
304	Tengzhi National Forest Recreation Area	0	
305	Shihba Luohan Shan	0	
306	Sandimen	0	
307	Saijia Service Area (Saijia Aviation Park)	0	
315	Kenting National Park	15	0.4%
316	Eluanbi Park	17	0.4%
317	National Museum of Marine Biology and Aquarium	5	0.1%
318	Maubitou Park	23	0.6%
319	Sichongxi	3	0.1%
320	Jialeshuei Scenic Area	1	0.0%
321	Kenting Space Port	0	
322	Nanwan Beach Recreation Area	0	
323	Dapeng Bay National Scenic Area	0	
324	Kenting Sea Pool	0	
325	Liuqiu (Shiaoliuqiu)	0	
326	Sandimen	0	
330	Jiaosi	6	0.2%
331	Tung Shan Science Area	0	
332	Taipingshan Forest Recreation Area	0	
333	Suao Cold Springs	5	0.1%
334	Wufengqi Scenic Area	0	
335	Guishan Island (Turtle Island)	0	
336	Fushan Botanical Garden	0	
337	Toucheng Recreation Farm	0	
338	Nanfangao	0	
339	Taipingshan National Forest Recreation Area	0	
340	Toucheng Sea Pool	0	
341	Chilan Forest Playground	0	
342	Caoling Historic Trail	0	
343	Wushih Harbor	0	
344	Da River (Daxi) Honeymoon Bay	0	
345	National Center for Traditional Arts	2	0.1%
350	Taroko, Tienhsiang	33	0.9%

d2e: D2. What tourist spots have you visited on this trip?spot5

Value	Label	Cases	Percentage
351	Hualien Farglory Ocean Park	0	
352	Qixing Lake (Qixingtang)	9	0.2%
353	Amis Cultural Village	5	0.1%
354	Liyu (Carp) Lake	0	
355	Shin Kong Chao Feng Ranch & Resort	0	
356	Ruisui Hongye Springs	2	0.1%
357	Xiuguluan River Rafting Area	1	0.0%
358	Wenshan Springs	0	
359	The East Coast	0	
360	National DongHua University	0	
361	Hualien Seaside Park	0	
362	Whale and Dolphine Watching Tour along East Coast	0	
363	Hualien Sugar Factory	0	
364	Shitiping	3	0.1%
365	Hualien Tzuchi	0	
366	Mataian Wetland Ecological Park	0	
367	Liushidan Mountain	0	
370	Chihpen	16	0.4%
371	Sanxiantai (Terrace of the Three Immortals)	15	0.4%
372	Lyudao (Green Island)	1	0.0%
373	Baxian Cave (Baxiandong)	3	0.1%
374	Xiaoyeliu (Jialulan)	0	
375	Beinan Cultural Park	0	
376	Guanshan Water Park	4	0.1%
377	Chulu Pasture	1	0.0%
378	Taitung Veterans Farm	0	
379	Lanyu (Orchid Island)	1	0.0%
380	National Museum of Prehistory	0	
381	Chengkong Harbor	0	
382	Water Running Up	24	0.6%
383	Dulan Mountain	0	
384	Dawu Mountain	0	
385	Penghu National Scenic Area	1	0.0%
386	Jibei Island	0	
387	Qimei Island	0	
390	Cihu (Kinmen)	0	
391	Kinmen National Park	0	
392	Taoshan	0	
393	Guniungtou War Museum	0	
394	Kinmen Folk Culture Village	0	
395	Juguang Tower	1	0.0%
396	Taiwu Mountain	0	
397	Kinmen Liquor Factory	0	
398	Wujiang River Estuary	0	
399	Sun Yat-sen Memorial Forest	2	0.1%

d2e: D2. What tourist spots have you visited on this trip?spot5

Value	Label	Cases	Percentage
405	Qinbi Village	0	
406	Bishan Sightseeing Platform	0	
801	Shilin Night Market	48	1.2%
802	Huaxi Street (Snake Alley) Night Market	5	0.1%
803	Raohe Street Night Market	10	0.3%
804	Shida Night Market	10	0.3%
805	Linjiang St. Night Market	2	0.1%
806	Gongguan Night Market	1	0.0%
807	Dihua Street Night Market	3	0.1%
808	Ninxia Night Market	3	0.1%
809	Nanjichang Night Market	1	0.0%
810	Jingmei Night Market	1	0.0%
811	Other Night Markets in Taipei City	0	
815	Lehua Night Market	0	
816	Banciao Nanya Night Market	0	
817	Sinjhuang Night Market	0	
818	Jhonghe Singnan Night Market	0	
819	Other Night Markets in Taipei County	0	
825	Miaokow Night Market	3	0.1%
826	Other Night Markets in Keelung City	0	
830	Jhongli Sinmin Night Market	0	
831	Taoyuan Tourist Night Market	1	0.0%
832	Other Night Markets in Taoyuan County	0	
834	Chenghuang Temple Night Market	0	
835	Other Night Markets in Hsinchu City	0	
838	Other Night Markets in Hsinchu County	0	
840	Other Night Markets in Miaoli County	0	
843	Fongjia Night Market	3	0.1%
844	Jhonghua Night Market	0	
845	Yizhong Street Night Market	4	0.1%
846	Other Night Markets in Taichung City	0	
847	Other Night Markets in Taichung County	0	
849	Other Night Market in Nantou County	0	
851	Other Night Markets in Changhua County	0	
853	Other Night Markets in Yunlin County	0	
855	Wenhua Rd. Night Market	0	
856	Other Night Markets in Chiayi City	0	
858	Other Night Markets in Chiayi County	0	
860	Siaobei Night Market	0	
861	Huayuan Night Market	0	
862	Other Night Markets in Tainan City	0	
863	Other Night Markets in Tainan County	0	
865	Liuhe Night Market	5	0.1%
866	Sinsing Night Market	0	
867	Rueifong Night Market	2	0.1%

# d2e: D2. What tourist spots have you visited on this trip?spot5			
Value	Label	Cases	Percentage
868	Other Night Markets in Kaohsiung City	0	
869	Other Night Markets in Kaohsiung County	0	
871	Minzu Rd. Night Market	0	
872	Other Night Markets in Pingtung County	0	
874	Luodong Night Market	0	
875	Other Night Markets in Yilan County	0	
877	Nanbin Night Market	1	0.0%
878	Ziqiang Night Market	0	
880	Other Night Markets in Taitung County	0	
883	Other Night Markets in Penghu County	0	
885	Other Night Markets in Kinmen County	0	
Sysmiss		2147	
Warning: these figures indicate the number of cases found in the data file. They cannot be interpreted as summary statistics of the population of interest.			
# d2f: D2. What tourist spots have you visited on this trip?spot6			
Information	[Type= discrete] [Format=numeric] [Range= 1-885] [Missing=*]		
Statistics [NW/ W]	[Valid=3422 /-] [Invalid=2587 /-]		
Value	Label	Cases	Percentage
1	Taipei 101	155	4.5%
2	National Palace Museum	124	3.6%
3	Chiang Kaishek Memorial Hall	199	5.8%
4	Xinyi Shopping Distric	16	0.5%
5	Xiemending	137	4.0%
6	Taipe Martyr's Shrine	105	3.1%
7	The Estern Distristic of Taipei	28	0.8%
8	Long Shan Temple	129	3.8%
9	Yangmingshan National Park	44	1.3%
10	Beitou	59	1.7%
11	Taipei main station shopping area	31	0.9%
12	Office of the President Republic of China (Taiwan)	46	1.3%
13	Mucha Maokong	14	0.4%
14	Taipei Zoo	14	0.4%
15	Taipei Matro Mall	16	0.5%
16	Wufenpu Fashion Area	30	0.9%
17	Miramar Ferris wheel	17	0.5%
18	Sun yatsen Memorail Hall	354	10.3%
19	Hsing Tian Kong (Xingtian Temple)	28	0.8%
20	Guanghua 3C Mall	0	
21	Taipei Fine Art Museum	2	0.1%
22	Yuanshan	22	0.6%
23	Taipei Confucius Temple	13	0.4%
24	Chiang Kaishek's Shihlin Residence	138	4.0%
25	the Redhouse theater	0	
26	Tianmu	1	0.0%
27	Dalongdong Baoan Temple	3	0.1%

d2f: D2. What tourist spots have you visited on this trip?spot6

Value	Label	Cases	Percentage
28	228 Peace Memorial Park	2	0.1%
29	SPOT Taipei Film House	0	
30	National Museum of History	2	0.1%
31	Museum of Contemporary Art, Taipei	0	
32	Jianguo Flower and Jade Market	0	
33	Taipei Children's Recreation Center	0	
34	Taipei Children's Museum of Transportation and Communication	0	
35	Taiwan Handcraft Promotion Center	0	
36	Shung Ye Museum of Formosan Aborigines	0	
37	Miniatures Museum of Taiwan	3	0.1%
38	Haujiang Waterfowl Nature Park	0	
39	Taipei zoo	0	
40	Chinese Culture and Movie Center	0	
41	Taipei Botanical Garden	0	
42	Taipei Astronomical Museum	0	
43	Lin An Tai Historical House & Museum	0	
44	Beitou Museum	0	
45	Dahu Park	1	0.0%
46	the Beitou Hot Springs Museum	0	
47	Postal Museum	0	
48	Militray Heros Hotel	0	
49	Nangang Economic and Commercial Park	0	
50	Taipei Flora Expo	68	2.0%
51	Huashan 1914 Creative Park	0	
52	?Yongkang Street	7	0.2%
65	Jou Fen	140	4.1%
66	Tamsui, Fort San Domingo, Old Street and Fishermen's Wharf	130	3.8%
67	Yehliu	347	10.1%
68	Jinguashi	7	0.2%
69	Wulai	10	0.3%
70	Yuanwangkeng Park	0	
71	Shihsanhang Museum of Archaeology	1	0.0%
72	Shenkeng Old Street	6	0.2%
73	Dharma Drum Mountain(Jinshan)	2	0.1%
74	Butian lake	0	
75	Shifen Waterfall	10	0.3%
76	Yingge Ceramics Museum	0	
77	Pinxi	8	0.2%
78	Yingge	2	0.1%
79	Sanxia	2	0.1%
80	Ocean World	0	
81	Juming Museum	0	
82	Pinlin	0	
83	Yun hsien Resort	0	
84	Tianlu Art Center	1	0.0%

d2f: D2. What tourist spots have you visited on this trip?spot6

Value	Label	Cases	Percentage
85	Sanzhi	0	
86	The Lin Family Mansion and Garden	1	0.0%
87	Fulong beach	3	0.1%
88	Linkou	1	0.0%
89	Baisha Bay	0	
90	Bitou Cape Park	0	
91	Museum Lasars	0	
92	Formosa Fun Coast	0	
93	Guanyinshan	0	
94	coastline park	0	
95	Qing Shui Zu shi temple	0	
96	Naptune park	0	
97	Green Bay	0	
98	Longdong South Ocean Park	0	
99	Temple of Eighteen Deities	0	
100	Teresa Teng Memorail Park (Yun Garden)	0	
101	Sanzhi Visitor Center and Gallery	0	
102	Qianshui Bay	0	
103	GuanDu	0	
104	Sandiaoijiao Cape Lighthouse	0	
105	Jingtong	2	0.1%
110	The Northeast Coastal Scienic Area	1	0.0%
111	Bisha Fishery Harbor	0	
112	Keelung Port	1	0.0%
113	Jhongjhrng Park	0	
114	Badouzih Coastal Park	0	
115	Hoping Island Coastal Park	1	0.0%
116	Valentine Lake Park	0	
117	Ershawan Gun Emplacement	0	
118	Dawulun Gun Emplacemnt	0	
125	Window On China Theme Park	5	0.1%
126	Dashi	7	0.2%
127	Shihmen Reservoir	0	
128	Cihu	19	0.6%
129	Zhongli	0	
130	Chung Cheng Aviation Museum	0	
131	Lala Mountain	0	
135	Hsinchu Science Park	1	0.0%
136	Nanliao Fishery Harbor	0	
137	Ku Chi Peak	0	
145	Leofoo Village Theme Park	7	0.2%
146	Neiwan	0	
147	Beipu	0	
148	Daba Peak	0	
149	Little DingDong Science Theme Park	0	

d2f: D2. What tourist spots have you visited on this trip?spot6

Value	Label	Cases	Percentage
150	Taian hot Springs	0	
151	Hwataoyao	0	
152	Daba Peak	0	
153	Neiwan Railroad	0	
160	Sanyi Wood Sculpture Museum	0	
161	Lion's Head Mountain	0	
162	Tongxiao Beach Resort	0	
163	West Lake Resortopia	0	
164	Qiding beach resort	0	
165	Flying Cow Ranch	0	
170	National Museum of Natural Scinece	1	0.0%
171	Encore Garden	0	
172	Tungshan Amusement Park	0	
173	National Taiwan Museum of Fine Arts	1	0.0%
175	Lihpao Land(Yamay Kingdom)	0	
176	Li shan (Pear Mountain)	0	
177	Dasyueshan	0	
178	Wuling National Forest Recreation Area	0	
179	Tiehchenshan Mountain Recreation Area	0	
180	Daan Beach	0	
181	Taichung County Gaomei Wetlands Wildlife Refuge	0	
185	Sun Moon Lake	245	7.2%
186	Formosan Aboriginal Culture Village	14	0.4%
187	Cingjing Farm	7	0.2%
188	Xitou	5	0.1%
189	ChungTai Chan Monastery	43	1.3%
190	Jiji	2	0.1%
191	Puli	3	0.1%
192	Sing Ling Temple	0	
193	Yushan National Park	0	
194	Puli Distillery	0	
195	Earthquake Museum of Taiwan	2	0.1%
196	Guguan	0	
197	Hehuanshan	0	
198	Sunlinksea	0	
199	Phoenix Valley Bird Park	0	
200	Checheng train station	0	
201	Wushe Scenic Area Recreation Area	0	
202	Shoutian Temple	0	
203	Dongpu Springs	0	
204	Aowanda National Forest Recreation Area	0	
205	Hehuanshan National Forest Recreation Area	1	0.0%
206	Lushan Hot Springs	1	0.0%
207	Guangxing Paper Factory	0	
208	Tenshing Kiln Ceramics Cultural Park	0	

d2f: D2. What tourist spots have you visited on this trip?spot6

Value	Label	Cases	Percentage
209	Ita Thao Cultural Village	0	
215	Lugang Mazu Temple	8	0.2%
216	Lugang Folk Arts Museum	2	0.1%
217	Lugang Longshan Temple	3	0.1%
218	Baguashan	1	0.0%
219	Taiwan Folk Village	0	
220	Confucius Temple (Changhua)	0	
221	Lugang trandtional snacks	0	
222	Lugang Old Street	0	
225	Janfusun Fancyworld Theme Park	0	
226	Beigang Chaotien Temple	0	
227	Caoling	0	
235	Alishan	49	1.4%
236	Fenqihu	1	0.0%
237	Chiayis Farm	0	
240	Old Fort of Anping (Fort Zeelandia)	15	0.4%
241	Chihkan Tower	18	0.5%
242	Confucius Temple (Tainan)	4	0.1%
243	Koxinga Shrine (Yanping Junwang Temple)	2	0.1%
244	Anping Port National Historical Scenic Area	2	0.1%
245	Eternal Fortress	1	0.0%
246	Datianhou Temple (Tainan Grand Matsu Temple)	1	0.0%
247	Luermen Tianhou temple	0	
248	Xishu Golden Beach	0	
249	Official God of War Temple (Sacrificial Rites Martial Temple	1	0.0%
250	Wufei Temple (Five Consorts Temple)	0	
251	Sicao Dazhong Temple and Gun Emplacement	0	
252	Southern Taiwan Science Park	0	
260	Guanziling	1	0.0%
261	Qigu Birdseeing	0	
262	Wushantou Reservoir Scenic Area	0	
263	Tsengwen Reservoir Scenic Area	0	
264	Dakeng Recreation Farm	0	
270	Love River	41	1.2%
271	Xizi Bay	34	1.0%
272	Lotus Lake	30	0.9%
273	Qijin Seaside Park	7	0.2%
274	Shou Shan(Shou Shan Zoo)	6	0.2%
275	Dragon and Tiger Pagodas	7	0.2%
276	Urban Spotlight	1	0.0%
277	Kaohsiung 85 Building	2	0.1%
278	Spring and Autumn Pavilions	3	0.1%
279	Confucius Temple (Kaohsiung)	2	0.1%
280	Kaohsiung Port	4	0.1%
281	Blue Lagoon Water Theme Park	0	

d2f: D2. What tourist spots have you visited on this trip?spot6

Value	Label	Cases	Percentage
282	Kaohsiung Museum of History	0	
283	Chijin Mazu Temple	0	
284	National Science and Technology Museum	2	0.1%
285	Kaohsiung Museum of Fine Arts	0	
286	Dream Mall	15	0.4%
287	New Juejiang Shopping Area	5	0.1%
288	Gushan Ferry Station	0	
289	Central Park (Kaohsiung)	1	0.0%
290	Former British Consulate	0	
291	Teresa Teng Memorial Hall	0	
292	EDA World	2	0.1%
295	Fo Kuang Shan	7	0.2%
296	Cheng Ching Lake	8	0.2%
297	Meinong Hakka Cultural Village	1	0.0%
298	Baolai and Bulao Springs	0	
299	Maolin National Scenic Area	0	
300	Liugui Service Area	0	
301	Jiaxian	0	
302	Meishan Visitor Center	0	
303	Kaohsiung Farm	0	
304	Tengzhi National Forest Recreation Area	0	
305	Shihba Luohan Shan	0	
306	Sandimen	0	
307	Saijia Service Area (Saijia Aviation Park)	0	
315	Kenting National Park	22	0.6%
316	Eluanbi Park	14	0.4%
317	National Museum of Marine Biology and Aquarium	1	0.0%
318	Maubitou Park	22	0.6%
319	Sichongxi	1	0.0%
320	Jialeshuei Scenic Area	1	0.0%
321	Kenting Space Port	0	
322	Nanwan Beach Recreation Area	0	
323	Dapeng Bay National Scenic Area	0	
324	Kenting Sea Pool	0	
325	Liuqiu (Shiaoliuqiu)	0	
326	Sandimen	2	0.1%
330	Jiaosi	7	0.2%
331	Tung Shan Science Area	0	
332	Taipingshan Forest Recreation Area	0	
333	Suao Cold Springs	2	0.1%
334	Wufengqi Scenic Area	0	
335	Guishan Island (Turtle Island)	0	
336	Fushan Botanical Garden	0	
337	Toucheng Recreation Farm	3	0.1%
338	Nanfangao	0	

d2f: D2. What tourist spots have you visited on this trip?spot6

Value	Label	Cases	Percentage
339	Taipingshan National Forest Recreation Area	0	
340	Toucheng Sea Pool	0	
341	Chilan Forest Playground	0	
342	Caoling Historic Trail	0	
343	Wushih Harbor	0	
344	Da River (Daxi) Honeymoon Bay	0	
345	National Center for Traditional Arts	0	
350	Taroko, Tienhsiang	42	1.2%
351	Hualien Farglory Ocean Park	0	
352	Qixing Lake (Qixingtang)	3	0.1%
353	Amis Cultural Village	1	0.0%
354	Liyu (Carp) Lake	0	
355	Shin Kong Chao Feng Ranch & Resort	1	0.0%
356	Ruisui Hongye Springs	0	
357	Xiuguluan River Rafting Area	0	
358	Wenshan Springs	0	
359	The East Coast	0	
360	National DongHua University	0	
361	Hualien Seaside Park	0	
362	Whale and Dolphine Watching Tour along East Coast	0	
363	Hualien Sugar Factory	0	
364	Shitiping	4	0.1%
365	Hualien Tzuchi	0	
366	Mataian Wetland Ecological Park	0	
367	Liushidan Mountain	0	
370	Chihpen	18	0.5%
371	Sanxiantai (Terrace of the Three Immortals)	16	0.5%
372	Lyudao (Green Island)	0	
373	Baxian Cave (Baxiandong)	9	0.3%
374	Xiaoyeliu (Jialulan)	0	
375	Beinan Cultural Park	0	
376	Guanshan Water Park	0	
377	Chulu Pasture	0	
378	Taitung Veterans Farm	0	
379	Lanyu (Orchid Island)	0	
380	National Museum of Prehistory	0	
381	Chengkong Harbor	0	
382	Water Running Up	11	0.3%
383	Dulan Mountain	0	
384	Dawu Mountain	0	
385	Penghu National Scenic Area	0	
386	Jibei Island	0	
387	Qimei Island	0	
390	Cihu (Kinmen)	0	
391	Kinmen National Park	0	

d2f: D2. What tourist spots have you visited on this trip?spot6

Value	Label	Cases	Percentage
392	Taoshan	0	
393	Guniungtou War Museum	0	
394	Kinmen Folk Culture Village	0	
395	Juguang Tower	1	0.0%
396	Taiwu Mountain	0	
397	Kinmen Liquor Factory	1	0.0%
398	Wujiang River Estuary	0	
399	Sun Yat-sen Memorial Forest	0	
405	Qinbi Village	0	
406	Bishan Sightseeing Platform	0	
801	Shilin Night Market	53	1.5%
802	Huaxi Street (Snake Alley) Night Market	6	0.2%
803	Raohe Street Night Market	12	0.4%
804	Shida Night Market	7	0.2%
805	Linjiang St. Night Market	1	0.0%
806	Gongguan Night Market	1	0.0%
807	Dihua Street Night Market	1	0.0%
808	Ninxia Night Market	0	
809	Nanjichang Night Market	0	
810	Jingmei Night Market	0	
811	Other Night Markets in Taipei City	0	
815	Lehua Night Market	0	
816	Banciao Nanya Night Market	1	0.0%
817	Sinjhuang Night Market	0	
818	Jhonghe Singnan Night Market	0	
819	Other Night Markets in Taipei County	0	
825	Miaokow Night Market	3	0.1%
826	Other Night Markets in Keelung City	0	
830	Jhongli Sinmin Night Market	0	
831	Taoyuan Tourist Night Market	0	
832	Other Night Markets in Taoyuan County	0	
834	Chenghuang Temple Night Market	1	0.0%
835	Other Night Markets in Hsinchu City	0	
838	Other Night Markets in Hsinchu County	0	
840	Other Night Markets in Miaoli County	0	
843	Fongjia Night Market	8	0.2%
844	Jhonghua Night Market	0	
845	Yizhong Street Night Market	4	0.1%
846	Other Night Markets in Taichung City	0	
847	Other Night Markets in Taichung County	0	
849	Other Night Market in Nantou County	0	
851	Other Night Markets in Changhua County	0	
853	Other Night Markets in Yunlin County	0	
855	Wenhua Rd. Night Market	0	
856	Other Night Markets in Chiayi City	0	

# d2f: D2. What tourist spots have you visited on this trip?spot6			
Value	Label	Cases	Percentage
858	Other Night Markets in Chiayi County	0	
860	Siaobei Night Market	0	
861	Huayuan Night Market	1	0.0%
862	Other Night Markets in Tainan City	0	
863	Other Night Markets in Tainan County	0	
865	Liuhe Night Market	6	0.2%
866	Sinsing Night Market	0	
867	Rueifong Night Market	0	
868	Other Night Markets in Kaohsiung City	0	
869	Other Night Markets in Kaohsiung County	0	
871	Minzu Rd. Night Market	0	
872	Other Night Markets in Pingtung County	0	
874	Luodong Night Market	0	
875	Other Night Markets in Yilan County	0	
877	Nanbin Night Market	0	
878	Ziqiang Night Market	0	
880	Other Night Markets in Taitung County	0	
883	Other Night Markets in Penghu County	0	
885	Other Night Markets in Kinmen County	0	
Sysmiss		2587	
Warning: these figures indicate the number of cases found in the data file. They cannot be interpreted as summary statistics of the population of interest.			
# d2g: D2. What tourist spots have you visited on this trip?spot7			
Information	[Type= discrete] [Format=numeric] [Range= 1-885] [Missing=*]		
Statistics [NW/ W]	[Valid=3004 /-] [Invalid=3005 /-]		
Value	Label	Cases	Percentage
1	Taipei 101	136	4.5%
2	National Palace Museum	131	4.4%
3	Chiang Kaishek Memorial Hall	113	3.8%
4	Xinyi Shopping Distric	18	0.6%
5	Xiemending	74	2.5%
6	Taipe Martyr's Shrine	50	1.7%
7	The Estern Distristic of Taipei	8	0.3%
8	Long Shan Temple	59	2.0%
9	Yangmingshan National Park	29	1.0%
10	Beitou	34	1.1%
11	Taipei main station shopping area	25	0.8%
12	Office of the President Republic of China (Taiwan)	13	0.4%
13	Mucha Maokong	9	0.3%
14	Taipei Zoo	13	0.4%
15	Taipei Matro Mall	7	0.2%
16	Wufenpu Fashion Area	15	0.5%
17	Miramar Ferris wheel	10	0.3%
18	Sun yatsen Memorail Hall	126	4.2%
19	Hsing Tian Kong (Xingtian Temple)	31	1.0%

d2g: D2. What tourist spots have you visited on this trip?spot7

Value	Label	Cases	Percentage
20	Guanghua 3C Mall	2	0.1%
21	Taipei Fine Art Museum	1	0.0%
22	Yuanshan	27	0.9%
23	Taipei Confucius Temple	7	0.2%
24	Chiang Kaishek's Shihlin Residence	110	3.7%
25	the Redhouse theater	2	0.1%
26	Tianmu	2	0.1%
27	Dalongdong Baoan Temple	9	0.3%
28	228 Peace Memorial Park	2	0.1%
29	SPOT Taipei Film House	0	
30	National Museum of History	1	0.0%
31	Museum of Contemporary Art, Taipei	0	
32	Jianguo Flower and Jade Market	0	
33	Taipei Children's Recreation Center	0	
34	Taipei Children's Museum of Transportation and Communication	0	
35	Taiwan Handcraft Promotion Center	0	
36	Shung Ye Museum of Formosan Aborigines	0	
37	Miniatures Museum of Taiwan	0	
38	Haujiang Waterfowl Nature Park	0	
39	Taipei zoo	0	
40	Chinese Culture and Movie Center	0	
41	Taipei Botanical Garden	1	0.0%
42	Taipei Astronomical Museum	0	
43	Lin An Tai Historical House & Museum	0	
44	Beitou Museum	0	
45	Dahu Park	0	
46	the Beitou Hot Springs Museum	0	
47	Postal Museum	0	
48	Militray Heros Hotel	0	
49	Nangang Economic and Commercial Park	0	
50	Taipei Flora Expo	55	1.8%
51	Huashan 1914 Creative Park	0	
52	?Yongkang Street	6	0.2%
65	Jou Fen	126	4.2%
66	Tamsui, Fort San Domingo, Old Street and Fishermen's Wharf	107	3.6%
67	Yehliu	274	9.1%
68	Jinguashi	6	0.2%
69	Wulai	8	0.3%
70	Yuanwangkeng Park	0	
71	Shihsanhang Museum of Archaeology	2	0.1%
72	Shenkeng Old Street	9	0.3%
73	Dharma Drum Mountain(Jinshan)	1	0.0%
74	Butian lake	1	0.0%
75	Shifen Waterfall	13	0.4%
76	Yingge Ceramics Museum	1	0.0%

d2g: D2. What tourist spots have you visited on this trip?spot7

Value	Label	Cases	Percentage
77	Pinxi	4	0.1%
78	Yingge	3	0.1%
79	Sanxia	1	0.0%
80	Ocean World	0	
81	Juming Museum	1	0.0%
82	Pinlin	0	
83	Yun hsien Resort	0	
84	Tianlu Art Center	1	0.0%
85	Sanzhi	0	
86	The Lin Family Mansion and Garden	2	0.1%
87	Fulong beach	0	
88	Linkou	0	
89	Baisha Bay	0	
90	Bitou Cape Park	0	
91	Museum Lasars	0	
92	Formosa Fun Coast	0	
93	Guanyinshan	0	
94	coastline park	0	
95	Qing Shui Zu shi temple	0	
96	Naptune park	0	
97	Green Bay	0	
98	Longdong South Ocean Park	0	
99	Temple of Eighteen Deities	0	
100	Teresa Teng Memorail Park (Yun Garden)	1	0.0%
101	Sanzhi Visitor Center and Gallery	0	
102	Qianshui Bay	0	
103	GuanDu	0	
104	Sandiaoiao Cape Lighthouse	0	
105	Jingtong	3	0.1%
110	The Northeast Coastal Scienic Area	6	0.2%
111	Bisha Fishery Harbor	0	
112	Keelung Port	0	
113	Jhongjhrng Park	0	
114	Badouzih Coastal Park	0	
115	Hoping Island Coastal Park	0	
116	Valentine Lake Park	0	
117	Ershawan Gun Emplacement	0	
118	Dawulun Gun Emplacemnt	0	
125	Window On China Theme Park	1	0.0%
126	Dashi	8	0.3%
127	Shihmen Reservoir	0	
128	Cihu	31	1.0%
129	Zhongli	1	0.0%
130	Chung Cheng Aviation Museum	0	
131	Lala Mountain	0	

d2g: D2. What tourist spots have you visited on this trip?spot7

Value	Label	Cases	Percentage
135	Hsinchu Science Park	0	
136	Nanliao Fishery Harbor	1	0.0%
137	Ku Chi Peak	0	
145	Leofoo Village Theme Park	1	0.0%
146	Neiwan	0	
147	Beipu	1	0.0%
148	Daba Peak	0	
149	Little DingDong Science Theme Park	0	
150	Taian hot Springs	0	
151	Hwataoyao	0	
152	Daba Peak	0	
153	Neiwan Railroad	0	
160	Sanyi Wood Sculpture Museum	0	
161	Lion's Head Mountain	1	0.0%
162	Tongxiao Beach Resort	0	
163	West Lake Resortopia	0	
164	Qiding beach resort	0	
165	Flying Cow Ranch	1	0.0%
170	National Museum of Natural Scinece	0	
171	Encore Garden	0	
172	Tungshan Amusement Park	0	
173	National Taiwan Museum of Fine Arts	0	
175	Lihpao Land(Yamay Kingdom)	0	
176	Li shan (Pear Mountain)	0	
177	Dasyueshan	0	
178	Wuling National Forest Recreation Area	0	
179	Tiehchenshan Mountain Recreation Area	0	
180	Daan Beach	0	
181	Taichung County Gaomei Wetlands Wildlife Refuge	0	
185	Sun Moon Lake	363	12.1%
186	Formosan Aboriginal Culture Village	13	0.4%
187	Cingjing Farm	3	0.1%
188	Xitou	20	0.7%
189	ChungTai Chan Monastery	217	7.2%
190	Jiji	0	
191	Puli	1	0.0%
192	Sing Ling Temple	0	
193	Yushan National Park	1	0.0%
194	Puli Distillery	1	0.0%
195	Earthquake Museum of Taiwan	0	
196	Guguan	0	
197	Hehuanshan	0	
198	Sunlinksea	0	
199	Phoenix Valley Bird Park	0	
200	Checheng train station	0	

d2g: D2. What tourist spots have you visited on this trip?spot7

Value	Label	Cases	Percentage
201	Wushe Scenic Area Recreation Area	0	
202	Shoutian Temple	0	
203	Dongpu Springs	0	
204	Aowanda National Forest Recreation Area	0	
205	Hehuanshan National Forest Recreation Area	0	
206	Lushan Hot Springs	0	
207	Guangxing Paper Factory	0	
208	Tenshing Kiln Ceramics Cultural Park	0	
209	Ita Thao Cultural Village	0	
215	Lugang Mazu Temple	9	0.3%
216	Lugang Folk Arts Museum	4	0.1%
217	Lugang Longshan Temple	5	0.2%
218	Baguashan	1	0.0%
219	Taiwan Folk Village	0	
220	Confucius Temple (Changhua)	0	
221	Lugang trandtional snacks	0	
222	Lugang Old Street	2	0.1%
225	Janfusun Fancyworld Theme Park	0	
226	Beigang Chaotien Temple	0	
227	Caoling	0	
235	Alishan	80	2.7%
236	Fenqihu	0	
237	Chiayis Farm	0	
240	Old Fort of Anping (Fort Zeelandia)	9	0.3%
241	Chihkan Tower	19	0.6%
242	Confucius Temple (Tainan)	6	0.2%
243	Koxinga Shrine (Yanping Junwang Temple)	6	0.2%
244	Anping Port National Historical Scenic Area	2	0.1%
245	Eternal Fortress	2	0.1%
246	Datianhou Temple (Tainan Grand Matsu Temple)	0	
247	Luermen Tianhou temple	0	
248	Xishu Golden Beach	0	
249	Official God of War Temple (Sacrificial Rites Martial Temple	0	
250	Wufei Temple (Five Consorts Temple)	0	
251	Sicao Dazhong Temple and Gun Emplacement	0	
252	Southern Taiwan Science Park	0	
260	Guanziling	0	
261	Qigu Birdseeing	2	0.1%
262	Wushantou Reservoir Scenic Area	0	
263	Tsengwen Reservoir Scenic Area	0	
264	Dakeng Recreation Farm	0	
270	Love River	33	1.1%
271	Xizi Bay	59	2.0%
272	Lotus Lake	20	0.7%
273	Qijin Seaside Park	4	0.1%

d2g: D2. What tourist spots have you visited on this trip?spot7

Value	Label	Cases	Percentage
274	Shou Shan(Shou Shan Zoo)	13	0.4%
275	Dragon and Tiger Pagodas	6	0.2%
276	Urban Spotlight	0	
277	Kaohsiung 85 Building	1	0.0%
278	Spring and Autumn Pavilions	2	0.1%
279	Confucius Temple (Kaohsiung)	4	0.1%
280	Kaohsiung Port	2	0.1%
281	Blue Lagoon Water Theme Park	0	
282	Kaohsiung Museum of History	1	0.0%
283	Chijin Mazu Temple	1	0.0%
284	National Science and Technology Museum	0	
285	Kaohsiung Museum of Fine Arts	0	
286	Dream Mall	4	0.1%
287	New Juejiang Shopping Area	8	0.3%
288	Gushan Ferry Station	0	
289	Central Park (Kaohsiung)	0	
290	Former British Consulate	3	0.1%
291	Teresa Teng Memorial Hall	0	
292	EDA World	2	0.1%
295	Fo Kuang Shan	17	0.6%
296	Cheng Ching Lake	6	0.2%
297	Meinong Hakka Cultural Village	2	0.1%
298	Baolai and Bulao Springs	0	
299	Maolin National Scenic Area	0	
300	Liugui Service Area	0	
301	Jiaxian	0	
302	Meishan Visitor Center	0	
303	Kaohsiung Farm	0	
304	Tengzhi National Forest Recreation Area	0	
305	Shihba Luohan Shan	0	
306	Sandimen	0	
307	Saijia Service Area (Saijia Aviation Park)	0	
315	Kenting National Park	17	0.6%
316	Eluanbi Park	13	0.4%
317	National Museum of Marine Biology and Aquarium	2	0.1%
318	Maubitou Park	19	0.6%
319	Sichongxi	0	
320	Jialeshuei Scenic Area	0	
321	Kenting Space Port	0	
322	Nanwan Beach Recreation Area	0	
323	Dapeng Bay National Scenic Area	0	
324	Kenting Sea Pool	0	
325	Liuqiu (Shiaoliuqiu)	1	0.0%
326	Sandimen	0	
330	Jiaosi	10	0.3%

d2g: D2. What tourist spots have you visited on this trip?spot7

Value	Label	Cases	Percentage
331	Tung Shan Science Area	2	0.1%
332	Taipingshan Forest Recreation Area	0	
333	Suao Cold Springs	2	0.1%
334	Wufengqi Scenic Area	0	
335	Guishan Island (Turtle Island)	0	
336	Fushan Botanical Garden	0	
337	Toucheng Recreation Farm	2	0.1%
338	Nanfangao	0	
339	Taipingshan National Forest Recreation Area	0	
340	Toucheng Sea Pool	0	
341	Chilan Forest Playground	0	
342	Caoling Historic Trail	0	
343	Wushih Harbor	0	
344	Da River (Daxi) Honeymoon Bay	0	
345	National Center for Traditional Arts	3	0.1%
350	Taroko, Tienhsiang	54	1.8%
351	Hualien Farglory Ocean Park	0	
352	Qixing Lake (Qixingtian)	8	0.3%
353	Amis Cultural Village	1	0.0%
354	Liyu (Carp) Lake	0	
355	Shin Kong Chao Feng Ranch & Resort	0	
356	Ruisui Hongye Springs	0	
357	Xiuguluan River Rafting Area	0	
358	Wenshan Springs	0	
359	The East Coast	0	
360	National DongHua University	0	
361	Hualien Seaside Park	0	
362	Whale and Dolphin Watching Tour along East Coast	0	
363	Hualien Sugar Factory	0	
364	Shitiping	6	0.2%
365	Hualien Tzuchi	0	
366	Mataian Wetland Ecological Park	0	
367	Liushidan Mountain	0	
370	Chihpen	19	0.6%
371	Sanxiantai (Terrace of the Three Immortals)	11	0.4%
372	Lyudao (Green Island)	0	
373	Baxian Cave (Baxiandong)	5	0.2%
374	Xiaoyeliu (Jialulan)	0	
375	Beinan Cultural Park	0	
376	Guanshan Water Park	0	
377	Chulu Pasture	0	
378	Taitung Veterans Farm	0	
379	Lanyu (Orchid Island)	0	
380	National Museum of Prehistory	0	
381	Chengkong Harbor	0	

d2g: D2. What tourist spots have you visited on this trip?spot7

Value	Label	Cases	Percentage
382	Water Running Up	11	0.4%
383	Dulan Mountain	1	0.0%
384	Dawu Mountain	0	
385	Penghu National Scenic Area	0	
386	Jibei Island	0	
387	Qimei Island	0	
390	Cihu (Kinmen)	0	
391	Kinmen National Park	0	
392	Taoshan	0	
393	Guniungtou War Museum	0	
394	Kinmen Folk Culture Village	0	
395	Juguang Tower	0	
396	Taiwu Mountain	0	
397	Kinmen Liquor Factory	0	
398	Wujiang River Estuary	0	
399	Sun Yat-sen Memorial Forest	0	
405	Qinbi Village	0	
406	Bishan Sightseeing Platform	0	
801	Shilin Night Market	71	2.4%
802	Huaxi Street (Snake Alley) Night Market	6	0.2%
803	Raohe Street Night Market	12	0.4%
804	Shida Night Market	6	0.2%
805	Linjiang St. Night Market	1	0.0%
806	Gongguan Night Market	2	0.1%
807	Dihua Street Night Market	1	0.0%
808	Ninxia Night Market	2	0.1%
809	Nanjichang Night Market	0	
810	Jingmei Night Market	0	
811	Other Night Markets in Taipei City	0	
815	Lehua Night Market	0	
816	Banciao Nanya Night Market	0	
817	Sinjhuang Night Market	0	
818	Jhonghe Singnan Night Market	0	
819	Other Night Markets in Taipei County	0	
825	Miaokow Night Market	5	0.2%
826	Other Night Markets in Keelung City	0	
830	Jhongli Sinmin Night Market	0	
831	Taoyuan Tourist Night Market	0	
832	Other Night Markets in Taoyuan County	0	
834	Chenghuang Temple Night Market	2	0.1%
835	Other Night Markets in Hsinchu City	0	
838	Other Night Markets in Hsinchu County	0	
840	Other Night Markets in Miaoli County	0	
843	Fongjia Night Market	2	0.1%
844	Jhonghua Night Market	0	

d2g: D2. What tourist spots have you visited on this trip?spot7

Value	Label	Cases	Percentage
845	Yizhong Street Night Market	0	
846	Other Night Markets in Taichung City	0	
847	Other Night Markets in Taichung County	0	
849	Other Night Market in Nantou County	0	
851	Other Night Markets in Changhua County	0	
853	Other Night Markets in Yunlin County	0	
855	Wenhua Rd. Night Market	0	
856	Other Night Markets in Chiayi City	0	
858	Other Night Markets in Chiayi County	0	
860	Siaobei Night Market	0	
861	Huayuan Night Market	2	0.1%
862	Other Night Markets in Tainan City	0	
863	Other Night Markets in Tainan County	0	
865	Liuhe Night Market	7	0.2%
866	Sinsing Night Market	0	
867	Rueifong Night Market	1	0.0%
868	Other Night Markets in Kaohsiung City	0	
869	Other Night Markets in Kaohsiung County	0	
871	Minzu Rd. Night Market	0	
872	Other Night Markets in Pingtung County	0	
874	Luodong Night Market	0	
875	Other Night Markets in Yilan County	1	0.0%
877	Nanbin Night Market	0	
878	Ziqiang Night Market	0	
880	Other Night Markets in Taitung County	0	
883	Other Night Markets in Penghu County	0	
885	Other Night Markets in Kinmen County	0	
Sysmiss		3005	

Warning: these figures indicate the number of cases found in the data file. They cannot be interpreted as summary statistics of the population of interest.

d2h: D2. What tourist spots have you visited on this trip?spot8

Information		[Type= discrete] [Format=numeric] [Range= 1-885] [Missing=*]	
Statistics [NW/ W]		[Valid=2651 /-] [Invalid=3358 /-]	
Value	Label	Cases	Percentage
1	Taipei 101	94	<div></div> 3.5%
2	National Palace Museum	106	<div></div> 4.0%
3	Chiang Kaishek Memorial Hall	88	<div></div> 3.3%
4	Xinyi Shopping Distric	7	<div></div> 0.3%
5	Xiemending	56	<div></div> 2.1%
6	Taipe Martyr's Shrine	26	<div></div> 1.0%
7	The Estern Distristic of Taipei	7	<div></div> 0.3%
8	Long Shan Temple	46	<div></div> 1.7%
9	Yangmingshan National Park	20	<div></div> 0.8%
10	Beitou	17	<div></div> 0.6%
11	Taipei main station shopping area	11	<div></div> 0.4%

d2h: D2. What tourist spots have you visited on this trip?spot8

Value	Label	Cases	Percentage
12	Office of the President Republic of China (Taiwan)	8	0.3%
13	Mucha Maokong	13	0.5%
14	Taipei Zoo	7	0.3%
15	Taipei Matro Mall	5	0.2%
16	Wufenpu Fashion Area	21	0.8%
17	Miramar Ferris wheel	9	0.3%
18	Sun yatsen Memorail Hall	51	1.9%
19	Hsing Tian Kong (Xingtian Temple)	12	0.5%
20	Guanghua 3C Mall	2	0.1%
21	Taipei Fine Art Museum	0	
22	Yuanshan	10	0.4%
23	Taipei Confucius Temple	7	0.3%
24	Chiang Kaishek's Shihlin Residence	58	2.2%
25	the Redhouse theater	0	
26	Tianmu	0	
27	Dalongdong Baoan Temple	4	0.2%
28	228 Peace Memorial Park	2	0.1%
29	SPOT Taipei Film House	1	0.0%
30	National Museum of History	3	0.1%
31	Museum of Contemporary Art, Taipei	0	
32	Jianguo Flower and Jade Market	1	0.0%
33	Taipei Children's Recreation Center	0	
34	Taipei Children's Museum of Transportation and Communication	0	
35	Taiwan Handcraft Promotion Center	0	
36	Shung Ye Museum of Formosan Aborigines	0	
37	Miniatures Museum of Taiwan	0	
38	Haujiang Waterfowl Nature Park	0	
39	Taipei zoo	0	
40	Chinese Culture and Movie Center	0	
41	Taipei Botanical Garden	0	
42	Taipei Astronomical Museum	0	
43	Lin An Tai Historical House & Museum	0	
44	Beitou Museum	0	
45	Dahu Park	0	
46	the Beitou Hot Springs Museum	0	
47	Postal Museum	0	
48	Militray Heros Hotel	0	
49	Nangang Economic and Commercial Park	1	0.0%
50	Taipei Flora Expo	40	1.5%
51	Huashan 1914 Creative Park	0	
52	?Yongkang Street	0	
65	Jou Fen	85	3.2%
66	Tamsui, Fort San Domingo, Old Street and Fishermen's Wharf	74	2.8%
67	Yehliu	133	5.0%
68	Jinguashi	8	0.3%

d2h: D2. What tourist spots have you visited on this trip?spot8

Value	Label	Cases	Percentage
69	Wulai	6	0.2%
70	Yuanwangkeng Park	0	
71	Shihsanhang Museum of Archaeology	1	0.0%
72	Shenkeng Old Street	5	0.2%
73	Dharma Drum Mountain(Jinshan)	3	0.1%
74	Butian lake	0	
75	Shifen Waterfall	9	0.3%
76	Yingge Ceramics Museum	1	0.0%
77	Pinxi	0	
78	Yingge	2	0.1%
79	Sanxia	1	0.0%
80	Ocean World	0	
81	Juming Museum	0	
82	Pinlin	0	
83	Yun hsien Resort	0	
84	Tianlu Art Center	3	0.1%
85	Sanzhi	0	
86	The Lin Family Mansion and Garden	0	
87	Fulong beach	1	0.0%
88	Linkou	0	
89	Baisha Bay	0	
90	Bitou Cape Park	0	
91	Museum Lasars	0	
92	Formosa Fun Coast	0	
93	Guanyinshan	0	
94	coastline park	0	
95	Qing Shui Zu shi temple	0	
96	Naptune park	0	
97	Green Bay	0	
98	Longdong South Ocean Park	0	
99	Temple of Eighteen Deities	0	
100	Teresa Teng Memorail Park (Yun Garden)	2	0.1%
101	Sanzhi Visitor Center and Gallery	0	
102	Qianshui Bay	0	
103	GuanDu	1	0.0%
104	Sandiaoiao Cape Lighthouse	0	
105	Jingtong	2	0.1%
110	The Northeast Coastal Scienic Area	2	0.1%
111	Bisha Fishery Harbor	0	
112	Keelung Port	0	
113	Jhongjhrng Park	0	
114	Badouzi Coastal Park	0	
115	Hoping Island Coastal Park	0	
116	Valentine Lake Park	0	
117	Ershawan Gun Emplacement	0	

d2h: D2. What tourist spots have you visited on this trip?spot8

Value	Label	Cases	Percentage
118	Dawulun Gun Emplacement	0	
125	Window On China Theme Park	4	0.2%
126	Dashi	14	0.5%
127	Shihmen Reservoir	2	0.1%
128	Cihu	45	1.7%
129	Zhongli	0	
130	Chung Cheng Aviation Museum	0	
131	Lala Mountain	0	
135	Hsinchu Science Park	1	0.0%
136	Nanliao Fishery Harbor	0	
137	Ku Chi Peak	0	
145	Leofoo Village Theme Park	5	0.2%
146	Neiwan	1	0.0%
147	Beipu	0	
148	Daba Peak	0	
149	Little DingDong Science Theme Park	0	
150	Taian hot Springs	0	
151	Hwataoyao	0	
152	Daba Peak	0	
153	Neiwan Railroad	0	
160	Sanyi Wood Sculpture Museum	1	0.0%
161	Lion's Head Mountain	0	
162	Tongxiao Beach Resort	0	
163	West Lake Resortopia	0	
164	Qiding beach resort	0	
165	Flying Cow Ranch	1	0.0%
170	National Museum of Natural Scinece	1	0.0%
171	Encore Garden	0	
172	Tungshan Amusement Park	0	
173	National Taiwan Museum of Fine Arts	1	0.0%
175	Lihpao Land(Yamay Kingdom)	0	
176	Li shan (Pear Mountain)	0	
177	Dasyueshan	0	
178	Wuling National Forest Recreation Area	0	
179	Tiehchenshan Mountain Recreation Area	0	
180	Daan Beach	0	
181	Taichung County Gaomei Wetlands Wildlife Refuge	1	0.0%
185	Sun Moon Lake	298	11.2%
186	Formosan Aboriginal Culture Village	19	0.7%
187	Cingjing Farm	6	0.2%
188	Xitou	27	1.0%
189	ChungTai Chan Monastery	284	10.7%
190	Jiji	1	0.0%
191	Puli	2	0.1%
192	Sing Ling Temple	0	

d2h: D2. What tourist spots have you visited on this trip?spot8

Value	Label	Cases	Percentage
193	Yushan National Park	0	
194	Puli Distillery	0	
195	Earthquake Museum of Taiwan	0	
196	Guguan	0	
197	Hehuanshan	3	0.1%
198	Sunlinksea	0	
199	Phoenix Valley Bird Park	0	
200	Checheng train station	0	
201	Wushe Scenic Area Recreation Area	0	
202	Shoutian Temple	0	
203	Dongpu Springs	0	
204	Aowanda National Forest Recreation Area	0	
205	Hehuanshan National Forest Recreation Area	0	
206	Lushan Hot Springs	0	
207	Guangxing Paper Factory	0	
208	Tenshing Kiln Ceramics Cultural Park	0	
209	Ita Thao Cultural Village	0	
215	Lugang Mazu Temple	5	0.2%
216	Lugang Folk Arts Museum	1	0.0%
217	Lugang Longshan Temple	10	0.4%
218	Baguashan	0	
219	Taiwan Folk Village	0	
220	Confucius Temple (Changhua)	0	
221	Lugang tranditional snacks	0	
222	Lugang Old Street	1	0.0%
225	Janfusun Fancyworld Theme Park	1	0.0%
226	Beigang Chaotien Temple	0	
227	Caoling	0	
235	Alishan	223	8.4%
236	Fenqihu	0	
237	Chiayis Farm	0	
240	Old Fort of Anping (Fort Zeelandia)	17	0.6%
241	Chihkan Tower	24	0.9%
242	Confucius Temple (Tainan)	8	0.3%
243	Koxinga Shrine (Yanping Junwang Temple)	14	0.5%
244	Anping Port National Historical Scenic Area	1	0.0%
245	Eternal Fortress	1	0.0%
246	Datianhou Temple (Tainan Grand Matsu Temple)	1	0.0%
247	Luermen Tianhou temple	0	
248	Xishu Golden Beach	0	
249	Official God of War Temple (Sacrificial Rites Martial Temple	0	
250	Wufei Temple (Five Consorts Temple)	1	0.0%
251	Sicao Dazhong Temple and Gun Emplacement	0	
252	Southern Taiwan Science Park	0	
260	Guanziling	1	0.0%

d2h: D2. What tourist spots have you visited on this trip?spot8

Value	Label	Cases	Percentage
261	Qigu Birdseeing	0	
262	Wushantou Reservoir Scenic Area	0	
263	Tsengwen Reservoir Scenic Area	0	
264	Dakeng Recreation Farm	0	
270	Love River	75	2.8%
271	Xizi Bay	96	3.6%
272	Lotus Lake	23	0.9%
273	Qijin Seaside Park	3	0.1%
274	Shou Shan(Shou Shan Zoo)	6	0.2%
275	Dragon and Tiger Pagodas	10	0.4%
276	Urban Spotlight	1	0.0%
277	Kaohsiung 85 Building	0	
278	Spring and Autumn Pavilions	2	0.1%
279	Confucius Temple (Kaohsiung)	1	0.0%
280	Kaohsiung Port	2	0.1%
281	Blue Lagoon Water Theme Park	0	
282	Kaohsiung Museum of History	1	0.0%
283	Chijin Mazu Temple	0	
284	National Science and Technology Museum	0	
285	Kaohsiung Museum of Fine Arts	1	0.0%
286	Dream Mall	6	0.2%
287	New Juejiang Shopping Area	4	0.2%
288	Gushan Ferry Station	0	
289	Central Park (Kaohsiung)	0	
290	Former British Consulate	2	0.1%
291	Teresa Teng Memorial Hall	3	0.1%
292	EDA World	2	0.1%
295	Fo Kuang Shan	21	0.8%
296	Cheng Ching Lake	9	0.3%
297	Meinong Hakka Cultural Village	4	0.2%
298	Baolai and Bulao Springs	0	
299	Maolin National Scenic Area	0	
300	Liugui Service Area	0	
301	Jiaxian	0	
302	Meishan Visitor Center	0	
303	Kaohsiung Farm	0	
304	Tengzhi National Forest Recreation Area	0	
305	Shihba Luohan Shan	0	
306	Sandimen	0	
307	Saijia Service Area (Saijia Aviation Park)	0	
315	Kenting National Park	16	0.6%
316	Eluanbi Park	24	0.9%
317	National Museum of Marine Biology and Aquarium	1	0.0%
318	Maubitou Park	14	0.5%
319	Sichongxi	0	

d2h: D2. What tourist spots have you visited on this trip?spot8

Value	Label	Cases	Percentage
320	Jialeshuei Scenic Area	0	
321	Kenting Space Port	0	
322	Nanwan Beach Recreation Area	1	0.0%
323	Dapeng Bay National Scenic Area	0	
324	Kenting Sea Pool	0	
325	Liuqiu (Shiaoliuqiu)	0	
326	Sandimen	0	
330	Jiaosi	4	0.2%
331	Tung Shan Science Area	1	0.0%
332	Taipingshan Forest Recreation Area	0	
333	Suao Cold Springs	2	0.1%
334	Wufengqi Scenic Area	0	
335	Guishan Island (Turtle Island)	0	
336	Fushan Botanical Garden	0	
337	Toucheng Recreation Farm	2	0.1%
338	Nanfangao	0	
339	Taipingshan National Forest Recreation Area	0	
340	Toucheng Sea Pool	0	
341	Chilan Forest Playground	1	0.0%
342	Caoling Historic Trail	0	
343	Wushih Harbor	0	
344	Da River (Daxi) Honeymoon Bay	0	
345	National Center for Traditional Arts	3	0.1%
350	Taroko, Tienhsiang	35	1.3%
351	Hualien Farglory Ocean Park	0	
352	Qixing Lake (Qixingtian)	7	0.3%
353	Amis Cultural Village	0	
354	Liyu (Carp) Lake	1	0.0%
355	Shin Kong Chao Feng Ranch & Resort	0	
356	Ruisui Hongye Springs	0	
357	Xiuguluan River Rafting Area	0	
358	Wenshan Springs	0	
359	The East Coast	0	
360	National DongHua University	0	
361	Hualien Seaside Park	0	
362	Whale and Dolphine Watching Tour along East Coast	0	
363	Hualien Sugar Factory	0	
364	Shitiping	6	0.2%
365	Hualien Tzuchi	0	
366	Mataian Wetland Ecological Park	0	
367	Liushidan Mountain	0	
370	Chihpen	10	0.4%
371	Sanxiantai (Terrace of the Three Immortals)	8	0.3%
372	Lyudao (Green Island)	1	0.0%
373	Baxian Cave (Baxiandong)	2	0.1%

d2h: D2. What tourist spots have you visited on this trip?spot8

Value	Label	Cases	Percentage
374	Xiaoyeliu (Jialulan)	1	0.0%
375	Beinan Cultural Park	0	
376	Guanshan Water Park	0	
377	Chulu Pasture	0	
378	Taitung Veterans Farm	0	
379	Lanyu (Orchid Island)	0	
380	National Museum of Prehistory	0	
381	Chengkong Harbor	0	
382	Water Running Up	21	0.8%
383	Dulan Mountain	0	
384	Dawu Mountain	0	
385	Penghu National Scenic Area	1	0.0%
386	Jibei Island	0	
387	Qimei Island	0	
390	Cihu (Kinmen)	0	
391	Kinmen National Park	0	
392	Taoshan	0	
393	Guniungtou War Museum	0	
394	Kinmen Folk Culture Village	0	
395	Juguang Tower	0	
396	Taiwu Mountain	0	
397	Kinmen Liquor Factory	0	
398	Wujiang River Estuary	0	
399	Sun Yat-sen Memorial Forest	0	
405	Qinbi Village	0	
406	Bishan Sightseeing Platform	0	
801	Shilin Night Market	64	2.4%
802	Huaxi Street (Snake Alley) Night Market	6	0.2%
803	Raohe Street Night Market	15	0.6%
804	Shida Night Market	9	0.3%
805	Linjiang St. Night Market	1	0.0%
806	Gongguan Night Market	0	
807	Dihua Street Night Market	1	0.0%
808	Ninxia Night Market	3	0.1%
809	Nanjichang Night Market	0	
810	Jingmei Night Market	0	
811	Other Night Markets in Taipei City	0	
815	Lehua Night Market	0	
816	Banciao Nanya Night Market	0	
817	Sinjhuang Night Market	0	
818	Jhonghe Singnan Night Market	0	
819	Other Night Markets in Taipei County	0	
825	Miaokow Night Market	1	0.0%
826	Other Night Markets in Keelung City	0	
830	Jhongli Sinmin Night Market	0	

# d2h: D2. What tourist spots have you visited on this trip?spot8			
Value	Label	Cases	Percentage
831	Taoyuan Tourist Night Market	0	
832	Other Night Markets in Taoyuan County	0	
834	Chenghuang Temple Night Market	0	
835	Other Night Markets in Hsinchu City	0	
838	Other Night Markets in Hsinchu County	0	
840	Other Night Markets in Miaoli County	0	
843	Fongjia Night Market	6	0.2%
844	Jhonghua Night Market	0	
845	Yizhong Street Night Market	2	0.1%
846	Other Night Markets in Taichung City	0	
847	Other Night Markets in Taichung County	0	
849	Other Night Market in Nantou County	0	
851	Other Night Markets in Changhua County	0	
853	Other Night Markets in Yunlin County	0	
855	Wenhua Rd. Night Market	0	
856	Other Night Markets in Chiayi City	0	
858	Other Night Markets in Chiayi County	0	
860	Siaobei Night Market	0	
861	Huayuan Night Market	0	
862	Other Night Markets in Tainan City	0	
863	Other Night Markets in Tainan County	0	
865	Liuhe Night Market	10	0.4%
866	Sinsing Night Market	0	
867	Rueifong Night Market	1	0.0%
868	Other Night Markets in Kaohsiung City	0	
869	Other Night Markets in Kaohsiung County	0	
871	Minzu Rd. Night Market	0	
872	Other Night Markets in Pingtung County	0	
874	Luodong Night Market	0	
875	Other Night Markets in Yilan County	0	
877	Nanbin Night Market	0	
878	Ziqiang Night Market	0	
880	Other Night Markets in Taitung County	0	
883	Other Night Markets in Penghu County	0	
885	Other Night Markets in Kinmen County	0	
Sysmiss		3358	
Warning: these figures indicate the number of cases found in the data file. They cannot be interpreted as summary statistics of the population of interest.			
# d2i: D2. What tourist spots have you visited on this trip?spot9			
Information	[Type= discrete] [Format=numeric] [Range= 1-885] [Missing=*]		
Statistics [NW/ W]	[Valid=2340 /-] [Invalid=3669 /-]		
Value	Label	Cases	Percentage
1	Taipei 101	52	2.2%
2	National Palace Museum	57	2.4%
3	Chiang Kaishek Memorial Hall	55	2.4%

d2i: D2. What tourist spots have you visited on this trip?spot9

Value	Label	Cases	Percentage
4	Xinyi Shopping Distric	5	0.2%
5	Xiemending	42	1.8%
6	Taipe Martyr's Shrine	29	1.2%
7	The Estern Distristic of Taipei	6	0.3%
8	Long Shan Temple	31	1.3%
9	Yangmingshan National Park	18	0.8%
10	Beitou	18	0.8%
11	Taipei main station shopping area	5	0.2%
12	Office of the President Republic of China (Taiwan)	9	0.4%
13	Mucha Maokong	5	0.2%
14	Taipei Zoo	6	0.3%
15	Taipei Matro Mall	0	
16	Wufenpu Fashion Area	6	0.3%
17	Miramar Ferris wheel	3	0.1%
18	Sun yatsen Memorail Hall	45	1.9%
19	Hsing Tian Kong (Xingtian Temple)	8	0.3%
20	Guanghua 3C Mall	0	
21	Taipei Fine Art Museum	0	
22	Yuanshan	6	0.3%
23	Taipei Confucius Temple	4	0.2%
24	Chiang Kaishek's Shihlin Residence	35	1.5%
25	the Redhouse theater	2	0.1%
26	Tianmu	0	
27	Dalongdong Baoan Temple	3	0.1%
28	228 Peace Memorial Park	0	
29	SPOT Taipei Film House	0	
30	National Museum of History	0	
31	Museum of Contemporary Art, Taipei	0	
32	Jianguo Flower and Jade Market	0	
33	Taipei Children's Recreation Center	0	
34	Taipei Children's Museum of Transportation and Communication	0	
35	Taiwan Handcraft Promotion Center	0	
36	Shung Ye Museum of Formosan Aborigines	0	
37	Miniatures Museum of Taiwan	0	
38	Haujiang Waterfowl Nature Park	0	
39	Taipei zoo	0	
40	Chinese Culture and Movie Center	0	
41	Taipei Botanical Garden	0	
42	Taipei Astronomical Museum	0	
43	Lin An Tai Historical House & Museum	0	
44	Beitou Museum	0	
45	Dahu Park	0	
46	the Beitou Hot Springs Museum	0	
47	Postal Museum	0	
48	Militray Heros Hotel	0	

d2i: D2. What tourist spots have you visited on this trip?spot9

Value	Label	Cases	Percentage
49	Nangang Economic and Commercial Park	0	
50	Taipei Flora Expo	42	1.8%
51	Huashan 1914 Creative Park	0	
52	?Yongkang Street	3	0.1%
65	Jou Fen	49	2.1%
66	Tamsui, Fort San Domingo, Old Street and Fishermen's Wharf	54	2.3%
67	Yehliu	65	2.8%
68	Jinguashi	1	0.0%
69	Wulai	5	0.2%
70	Yuanwangkeng Park	0	
71	Shihsanhang Museum of Archaeology	0	
72	Shenkeng Old Street	6	0.3%
73	Dharma Drum Mountain(Jinshan)	1	0.0%
74	Butian lake	0	
75	Shifen Waterfall	3	0.1%
76	Yingge Ceramics Museum	0	
77	Pinxi	1	0.0%
78	Yingge	0	
79	Sanxia	1	0.0%
80	Ocean World	0	
81	Juming Museum	0	
82	Pinlin	0	
83	Yun hsien Resort	0	
84	Tianlu Art Center	4	0.2%
85	Sanzhi	0	
86	The Lin Family Mansion and Garden	0	
87	Fulong beach	1	0.0%
88	Linkou	0	
89	Baisha Bay	0	
90	Bitou Cape Park	0	
91	Museum Lasars	0	
92	Formosa Fun Coast	0	
93	Guanyinshan	0	
94	coastline park	0	
95	Qing Shui Zu shi temple	0	
96	Naptune park	0	
97	Green Bay	0	
98	Longdong South Ocean Park	0	
99	Temple of Eighteen Deities	0	
100	Teresa Teng Memorail Park (Yun Garden)	4	0.2%
101	Sanzhi Visitor Center and Gallery	0	
102	Qianshui Bay	0	
103	GuanDu	0	
104	Sandiaojiao Cape Lighthouse	0	
105	Jingtong	2	0.1%

d2i: D2. What tourist spots have you visited on this trip?spot9

Value	Label	Cases	Percentage
110	The Northeast Coastal Scienic Area	5	0.2%
111	Bisha Fishery Harbor	0	
112	Keelung Port	0	
113	Jhongjhrng Park	0	
114	Badouzih Coastal Park	0	
115	Hoping Island Coastal Park	0	
116	Valentine Lake Park	0	
117	Ershawan Gun Emplacement	0	
118	Dawulun Gun Emplacement	0	
125	Window On China Theme Park	0	
126	Dashi	8	0.3%
127	Shihmen Reservoir	0	
128	Cihu	33	1.4%
129	Zhongli	0	
130	Chung Cheng Aviation Museum	0	
131	Lala Mountain	0	
135	Hsinchu Science Park	0	
136	Nanliao Fishery Harbor	0	
137	Ku Chi Peak	0	
145	Leofoo Village Theme Park	3	0.1%
146	Neiwan	2	0.1%
147	Beipu	0	
148	Daba Peak	0	
149	Little DingDong Science Theme Park	0	
150	Taian hot Springs	0	
151	Hwataoyao	0	
152	Daba Peak	0	
153	Neiwan Railroad	0	
160	Sanyi Wood Sculpture Museum	0	
161	Lion's Head Mountain	0	
162	Tongxiao Beach Resort	0	
163	West Lake Resortopia	0	
164	Qiding beach resort	0	
165	Flying Cow Ranch	0	
170	National Museum of Natural Scinece	1	0.0%
171	Encore Garden	0	
172	Tungshan Amusement Park	0	
173	National Taiwan Museum of Fine Arts	1	0.0%
175	Lihpao Land(Yamay Kingdom)	0	
176	Li shan (Pear Mountain)	0	
177	Dasyueshan	0	
178	Wuling National Forest Recreation Area	0	
179	Tiehchenshan Mountain Recreation Area	0	
180	Daan Beach	0	
181	Taichung County Gaomei Wetlands Wildlife Refuge	0	

d2i: D2. What tourist spots have you visited on this trip?spot9

Value	Label	Cases	Percentage
185	Sun Moon Lake	157	6.7%
186	Formosan Aboriginal Culture Village	22	0.9%
187	Cingjing Farm	7	0.3%
188	Xitou	11	0.5%
189	ChungTai Chan Monastery	227	9.7%
190	Jiji	0	
191	Puli	0	
192	Sing Ling Temple	0	
193	Yushan National Park	0	
194	Puli Distillery	0	
195	Earthquake Museum of Taiwan	0	
196	Guguan	0	
197	Hehuanshan	0	
198	Sunlinksea	0	
199	Phoenix Valley Bird Park	0	
200	Checheng train station	0	
201	Wushe Scenic Area Recreation Area	0	
202	Shoutian Temple	0	
203	Dongpu Springs	0	
204	Aowanda National Forest Recreation Area	0	
205	Hehuanshan National Forest Recreation Area	0	
206	Lushan Hot Springs	1	0.0%
207	Guangxing Paper Factory	0	
208	Tenshing Kiln Ceramics Cultural Park	0	
209	Ita Thao Cultural Village	0	
215	Lugang Mazu Temple	5	0.2%
216	Lugang Folk Arts Museum	2	0.1%
217	Lugang Longshan Temple	4	0.2%
218	Baguashan	0	
219	Taiwan Folk Village	0	
220	Confucius Temple (Changhua)	0	
221	Lugang tranditional snacks	0	
222	Lugang Old Street	0	
225	Janfusun Fancyworld Theme Park	1	0.0%
226	Beigang Chaotien Temple	0	
227	Caoling	0	
235	Alishan	224	9.6%
236	Fenqihu	1	0.0%
237	Chiayis Farm	0	
240	Old Fort of Anping (Fort Zeelandia)	27	1.2%
241	Chihkan Tower	25	1.1%
242	Confucius Temple (Tainan)	5	0.2%
243	Koxinga Shrine (Yanping Junwang Temple)	15	0.6%
244	Anping Port National Historical Scenic Area	5	0.2%
245	Eternal Fortress	2	0.1%

d2i: D2. What tourist spots have you visited on this trip?spot9

Value	Label	Cases	Percentage
246	Datianhou Temple (Tainan Grand Matsu Temple)	0	
247	Luermen Tianhou temple	0	
248	Xishu Golden Beach	0	
249	Official God of War Temple (Sacrificial Rites Martial Temple	0	
250	Wufei Temple (Five Consorts Temple)	0	
251	Sicao Dazhong Temple and Gun Emplacement	0	
252	Southern Taiwan Science Park	0	
260	Guanziling	1	0.0%
261	Qigu Birdseeing	0	
262	Wushantou Reservoir Scenic Area	0	
263	Tsengwen Reservoir Scenic Area	0	
264	Dakeng Recreation Farm	0	
270	Love River	162	6.9%
271	Xizi Bay	222	9.5%
272	Lotus Lake	39	1.7%
273	Qijin Seaside Park	9	0.4%
274	Shou Shan(Shou Shan Zoo)	12	0.5%
275	Dragon and Tiger Pagodas	6	0.3%
276	Urban Spotlight	1	0.0%
277	Kaohsiung 85 Building	0	
278	Spring and Autumn Pavilions	2	0.1%
279	Confucius Temple (Kaohsiung)	0	
280	Kaohsiung Port	2	0.1%
281	Blue Lagoon Water Theme Park	0	
282	Kaohsiung Museum of History	0	
283	Chijin Mazu Temple	0	
284	National Science and Technology Museum	0	
285	Kaohsiung Museum of Fine Arts	0	
286	Dream Mall	10	0.4%
287	New Juejiang Shopping Area	4	0.2%
288	Gushan Ferry Station	0	
289	Central Park (Kaohsiung)	0	
290	Former British Consulate	1	0.0%
291	Teresa Teng Memorial Hall	7	0.3%
292	EDA World	3	0.1%
295	Fo Kuang Shan	20	0.9%
296	Cheng Ching Lake	10	0.4%
297	Meinong Hakka Cultural Village	5	0.2%
298	Baolai and Bulao Springs	0	
299	Maolin National Scenic Area	1	0.0%
300	Liugui Service Area	0	
301	Jiaxian	0	
302	Meishan Visitor Center	0	
303	Kaohsiung Farm	0	
304	Tengzhi National Forest Recreation Area	0	

d2i: D2. What tourist spots have you visited on this trip?spot9

Value	Label	Cases	Percentage
305	Shihba Luohan Shan	0	
306	Sandimen	0	
307	Saijia Service Area (Saijia Aviation Park)	0	
315	Kenting National Park	28	<div></div> 1.2%
316	Eluanbi Park	51	<div></div> 2.2%
317	National Museum of Marine Biology and Aquarium	1	<div></div> 0.0%
318	Maubitou Park	26	<div></div> 1.1%
319	Sichongxi	0	
320	Jialeshuei Scenic Area	0	
321	Kenting Space Port	0	
322	Nanwan Beach Recreation Area	1	<div></div> 0.0%
323	Dapeng Bay National Scenic Area	0	
324	Kenting Sea Pool	0	
325	Liuqiu (Shiaoliuqiu)	0	
326	Sandimen	0	
330	Jiaosi	2	<div></div> 0.1%
331	Tung Shan Science Area	0	
332	Taipingshan Forest Recreation Area	0	
333	Suao Cold Springs	1	<div></div> 0.0%
334	Wufengqi Scenic Area	0	
335	Guishan Island (Turtle Island)	0	
336	Fushan Botanical Garden	0	
337	Toucheng Recreation Farm	0	
338	Nanfangao	1	<div></div> 0.0%
339	Taipingshan National Forest Recreation Area	0	
340	Toucheng Sea Pool	0	
341	Chilan Forest Playground	0	
342	Caoling Historic Trail	0	
343	Wushih Harbor	0	
344	Da River (Daxi) Honeymoon Bay	0	
345	National Center for Traditional Arts	0	
350	Taroko, Tienhsiang	56	<div></div> 2.4%
351	Hualien Farglory Ocean Park	0	
352	Qixing Lake (Qixingtian)	3	<div></div> 0.1%
353	Amis Cultural Village	1	<div></div> 0.0%
354	Liyu (Carp) Lake	0	
355	Shin Kong Chao Feng Ranch & Resort	0	
356	Ruisui Hongye Springs	0	
357	Xiuguluan River Rafting Area	0	
358	Wenshan Springs	0	
359	The East Coast	0	
360	National DongHua University	0	
361	Hualien Seaside Park	0	
362	Whale and Dolphine Watching Tour along East Coast	0	
363	Hualien Sugar Factory	0	

d2i: D2. What tourist spots have you visited on this trip?spot9

Value	Label	Cases	Percentage
364	Shitiping	5	0.2%
365	Hualien Tzuchi	0	
366	Mataian Wetland Ecological Park	0	
367	Liushidan Mountain	0	
370	Chihpen	13	0.6%
371	Sanxiantai (Terrace of the Three Immortals)	11	0.5%
372	Lyudao (Green Island)	0	
373	Baxian Cave (Baxiandong)	1	0.0%
374	Xiaoyeliu (Jialulan)	0	
375	Beinan Cultural Park	0	
376	Guanshan Water Park	0	
377	Chulu Pasture	0	
378	Taitung Veterans Farm	0	
379	Lanyu (Orchid Island)	0	
380	National Museum of Prehistory	0	
381	Chengkong Harbor	0	
382	Water Running Up	8	0.3%
383	Dulan Mountain	0	
384	Dawu Mountain	1	0.0%
385	Penghu National Scenic Area	1	0.0%
386	Jibei Island	0	
387	Qimei Island	0	
390	Cihu (Kinmen)	0	
391	Kinmen National Park	0	
392	Taoshan	2	0.1%
393	Guniungtou War Museum	0	
394	Kinmen Folk Culture Village	0	
395	Juguang Tower	0	
396	Taiwu Mountain	0	
397	Kinmen Liquor Factory	0	
398	Wujiang River Estuary	0	
399	Sun Yat-sen Memorial Forest	0	
405	Qinbi Village	0	
406	Bishan Sightseeing Platform	0	
801	Shilin Night Market	65	2.8%
802	Huaxi Street (Snake Alley) Night Market	5	0.2%
803	Raohe Street Night Market	18	0.8%
804	Shida Night Market	12	0.5%
805	Linjiang St. Night Market	0	
806	Gongguan Night Market	1	0.0%
807	Dihua Street Night Market	2	0.1%
808	Ninxia Night Market	0	
809	Nanjichang Night Market	0	
810	Jingmei Night Market	0	
811	Other Night Markets in Taipei City	0	

d2i: D2. What tourist spots have you visited on this trip?spot9

Value	Label	Cases	Percentage
815	Lehua Night Market	0	
816	Banciao Nanya Night Market	0	
817	Sinjhuang Night Market	0	
818	Jhonghe Singnan Night Market	0	
819	Other Night Markets in Taipei County	0	
825	Miaokow Night Market	5	0.2%
826	Other Night Markets in Keelung City	0	
830	Jhongli Sinmin Night Market	0	
831	Taoyuan Tourist Night Market	0	
832	Other Night Markets in Taoyuan County	0	
834	Chenghuang Temple Night Market	1	0.0%
835	Other Night Markets in Hsinchu City	0	
838	Other Night Markets in Hsinchu County	0	
840	Other Night Markets in Miaoli County	0	
843	Fongjia Night Market	3	0.1%
844	Jhonghua Night Market	0	
845	Yizhong Street Night Market	0	
846	Other Night Markets in Taichung City	0	
847	Other Night Markets in Taichung County	0	
849	Other Night Market in Nantou County	0	
851	Other Night Markets in Changhua County	0	
853	Other Night Markets in Yunlin County	0	
855	Wenhua Rd. Night Market	0	
856	Other Night Markets in Chiayi City	0	
858	Other Night Markets in Chiayi County	0	
860	Siaobei Night Market	0	
861	Huayuan Night Market	1	0.0%
862	Other Night Markets in Tainan City	0	
863	Other Night Markets in Tainan County	0	
865	Liuhe Night Market	9	0.4%
866	Sinsing Night Market	0	
867	Rueifong Night Market	1	0.0%
868	Other Night Markets in Kaohsiung City	0	
869	Other Night Markets in Kaohsiung County	0	
871	Minzu Rd. Night Market	0	
872	Other Night Markets in Pingtung County	0	
874	Luodong Night Market	0	
875	Other Night Markets in Yilan County	0	
877	Nanbin Night Market	0	
878	Ziqiang Night Market	1	0.0%
880	Other Night Markets in Taitung County	0	
883	Other Night Markets in Penghu County	0	
885	Other Night Markets in Kinmen County	0	
Sysmiss		3669	

Warning: these figures indicate the number of cases found in the data file. They cannot be interpreted as summary statistics of the population of interest.

# d2j: D2. What tourist spots have you visited on this trip?spot10				
Information		[Type= discrete] [Format=numeric] [Range= 1-885] [Missing=*]		
Statistics [NW/ W]		[Valid=2095 /-] [Invalid=3914 /-]		
Value	Label	Cases	Percentage	
1	Taipei 101	40	<div></div>	1.9%
2	National Palace Museum	35	<div></div>	1.7%
3	Chiang Kaishek Memorial Hall	38	<div></div>	1.8%
4	Xinyi Shopping Distric	2	<div></div>	0.1%
5	Xiemending	29	<div></div>	1.4%
6	Taipe Martyr's Shrine	21	<div></div>	1.0%
7	The Estern Distristic of Taipei	1	<div></div>	0.0%
8	Long Shan Temple	16	<div></div>	0.8%
9	Yangmingshan National Park	9	<div></div>	0.4%
10	Beitou	9	<div></div>	0.4%
11	Taipei main station shopping area	6	<div></div>	0.3%
12	Office of the President Republic of China (Taiwan)	10	<div></div>	0.5%
13	Mucha Maokong	5	<div></div>	0.2%
14	Taipei Zoo	2	<div></div>	0.1%
15	Taipei Matro Mall	1	<div></div>	0.0%
16	Wufenpu Fashion Area	18	<div></div>	0.9%
17	Miramar Ferris wheel	6	<div></div>	0.3%
18	Sun yatsen Memorail Hall	31	<div></div>	1.5%
19	Hsing Tian Kong (Xingtian Temple)	0		
20	Guanghua 3C Mall	1	<div></div>	0.0%
21	Taipei Fine Art Museum	1	<div></div>	0.0%
22	Yuanshan	7	<div></div>	0.3%
23	Taipei Confucius Temple	0		
24	Chiang Kaishek's Shihlin Residence	24	<div></div>	1.1%
25	the Redhouse theater	0		
26	Tianmu	0		
27	Dalongdong Baoan Temple	0		
28	228 Peace Memorial Park	0		
29	SPOT Taipei Film House	0		
30	National Museum of History	0		
31	Museum of Contemporary Art, Taipei	0		
32	Jianguo Flower and Jade Market	0		
33	Taipei Children's Recreation Center	0		
34	Taipei Children's Museum of Transportation and Communication	0		
35	Taiwan Handcraft Promotion Center	0		
36	Shung Ye Museum of Formosan Aborigines	0		
37	Miniatures Museum of Taiwan	0		
38	Haujiang Waterfowl Nature Park	0		
39	Taipei zoo	0		
40	Chinese Culture and Movie Center	0		
41	Taipei Botanical Garden	0		
42	Taipei Astronomical Museum	0		
43	Lin An Tai Historical House & Museum	0		

d2j: D2. What tourist spots have you visited on this trip?spot10

Value	Label	Cases	Percentage
44	Beitou Museum	0	
45	Dahu Park	0	
46	the Beitou Hot Springs Museum	0	
47	Postal Museum	0	
48	Militray Heros Hotel	0	
49	Nangang Economic and Commercial Park	0	
50	Taipei Flora Expo	14	0.7%
51	Huashan 1914 Creative Park	0	
52	?Yongkang Street	0	
65	Jou Fen	17	0.8%
66	Tamsui, Fort San Domingo, Old Street and Fishermen's Wharf	45	2.1%
67	Yehliu	41	2.0%
68	Jinguashi	1	0.0%
69	Wulai	2	0.1%
70	Yuanwangkeng Park	0	
71	Shihsanhang Museum of Archaeology	1	0.0%
72	Shenkeng Old Street	7	0.3%
73	Dharma Drum Mountain(Jinshan)	5	0.2%
74	Butian lake	0	
75	Shifen Waterfall	4	0.2%
76	Yingge Ceramics Museum	0	
77	Pinxi	2	0.1%
78	Yingge	1	0.0%
79	Sanxia	0	
80	Ocean World	0	
81	Juming Museum	0	
82	Pinlin	0	
83	Yun hsien Resort	0	
84	Tianlu Art Center	4	0.2%
85	Sanzhi	2	0.1%
86	The Lin Family Mansion and Garden	0	
87	Fulong beach	0	
88	Linkou	0	
89	Baisha Bay	0	
90	Bitou Cape Park	0	
91	Museum Lasars	0	
92	Formosa Fun Coast	0	
93	Guanyinshan	0	
94	coastline park	0	
95	Qing Shui Zu shi temple	0	
96	Naptune park	0	
97	Green Bay	0	
98	Longdong South Ocean Park	0	
99	Temple of Eighteen Deities	0	
100	Teresa Teng Memorail Park (Yun Garden)	0	

d2j: D2. What tourist spots have you visited on this trip?spot10

Value	Label	Cases	Percentage
101	Sanzhi Visitor Center and Gallery	0	
102	Qianshui Bay	0	
103	GuanDu	0	
104	SandiaoJiao Cape Lighthouse	1	0.0%
105	Jingtong	1	0.0%
110	The Northeast Coastal Scenic Area	1	0.0%
111	Bisha Fishery Harbor	1	0.0%
112	Keelung Port	2	0.1%
113	Jhongjhrng Park	1	0.0%
114	Badouzi Coastal Park	0	
115	Hoping Island Coastal Park	0	
116	Valentine Lake Park	0	
117	Ershawan Gun Emplacement	0	
118	Dawulun Gun Emplacement	0	
125	Window On China Theme Park	0	
126	Dashi	2	0.1%
127	Shihmen Reservoir	1	0.0%
128	Cihu	27	1.3%
129	Zhongli	0	
130	Chung Cheng Aviation Museum	0	
131	Lala Mountain	0	
135	Hsinchu Science Park	0	
136	Nanliao Fishery Harbor	0	
137	Ku Chi Peak	0	
145	Leofoo Village Theme Park	2	0.1%
146	Neiwan	0	
147	Beipu	0	
148	Daba Peak	0	
149	Little DingDong Science Theme Park	0	
150	Taian hot Springs	0	
151	Hwataoyao	0	
152	Daba Peak	0	
153	Neiwan Railroad	0	
160	Sanyi Wood Sculpture Museum	0	
161	Lion's Head Mountain	1	0.0%
162	Tongxiao Beach Resort	0	
163	West Lake Resortopia	0	
164	Qiding beach resort	0	
165	Flying Cow Ranch	0	
170	National Museum of Natural Scinece	1	0.0%
171	Encore Garden	0	
172	Tungshan Amusement Park	0	
173	National Taiwan Museum of Fine Arts	0	
175	Lihpao Land(Yamay Kingdom)	0	
176	Li shan (Pear Mountain)	0	

d2j: D2. What tourist spots have you visited on this trip?spot10

Value	Label	Cases	Percentage
177	Dasyueshan	0	
178	Wuling National Forest Recreation Area	0	
179	Tiehchenshan Mountain Recreation Area	0	
180	Daan Beach	0	
181	Taichung County Gaomei Wetlands Wildlife Refuge	0	
185	Sun Moon Lake	128	6.1%
186	Formosan Aboriginal Culture Village	18	0.9%
187	Cingjing Farm	4	0.2%
188	Xitou	10	0.5%
189	ChungTai Chan Monastery	124	5.9%
190	Jiji	1	0.0%
191	Puli	1	0.0%
192	Sing Ling Temple	0	
193	Yushan National Park	0	
194	Puli Distillery	0	
195	Earthquake Museum of Taiwan	0	
196	Guguan	0	
197	Hehuanshan	1	0.0%
198	Sunlinksea	0	
199	Phoenix Valley Bird Park	0	
200	Checheng train station	0	
201	Wushe Scenic Area Recreation Area	0	
202	Shoutian Temple	0	
203	Dongpu Springs	0	
204	Aowanda National Forest Recreation Area	0	
205	Hehuanshan National Forest Recreation Area	0	
206	Lushan Hot Springs	0	
207	Guangxing Paper Factory	0	
208	Tenshing Kiln Ceramics Cultural Park	0	
209	Ita Thao Cultural Village	0	
215	Lugang Mazu Temple	2	0.1%
216	Lugang Folk Arts Museum	1	0.0%
217	Lugang Longshan Temple	3	0.1%
218	Baguashan	0	
219	Taiwan Folk Village	0	
220	Confucius Temple (Changhua)	0	
221	Lugang tranditional snacks	0	
222	Lugang Old Street	2	0.1%
225	Janfusun Fancyworld Theme Park	0	
226	Beigang Chaotien Temple	0	
227	Caoling	0	
235	Alishan	168	8.0%
236	Fenqihu	0	
237	Chiayis Farm	0	
240	Old Fort of Anping (Fort Zeelandia)	15	0.7%

d2j: D2. What tourist spots have you visited on this trip?spot10

Value	Label	Cases	Percentage
241	Chihkan Tower	25	1.2%
242	Confucius Temple (Tainan)	7	0.3%
243	Koxinga Shrine (Yanping Junwang Temple)	12	0.6%
244	Anping Port National Historical Scenic Area	3	0.1%
245	Eternal Fortress	8	0.4%
246	Datianhou Temple (Tainan Grand Matsu Temple)	1	0.0%
247	Luermen Tianhou temple	0	
248	Xishu Golden Beach	0	
249	Official God of War Temple (Sacrificial Rites Martial Temple	0	
250	Wufei Temple (Five Consorts Temple)	0	
251	Sicao Dazhong Temple and Gun Emplacement	0	
252	Southern Taiwan Science Park	0	
260	Guanziling	1	0.0%
261	Qigu Birdseeing	0	
262	Wushantou Reservoir Scenic Area	0	
263	Tsengwen Reservoir Scenic Area	0	
264	Dakeng Recreation Farm	0	
270	Love River	116	5.5%
271	Xizi Bay	295	14.1%
272	Lotus Lake	28	1.3%
273	Qijin Seaside Park	2	0.1%
274	Shou Shan(Shou Shan Zoo)	10	0.5%
275	Dragon and Tiger Pagodas	6	0.3%
276	Urban Spotlight	0	
277	Kaohsiung 85 Building	0	
278	Spring and Autumn Pavilions	0	
279	Confucius Temple (Kaohsiung)	1	0.0%
280	Kaohsiung Port	4	0.2%
281	Blue Lagoon Water Theme Park	0	
282	Kaohsiung Museum of History	0	
283	Chijin Mazu Temple	0	
284	National Science and Technology Museum	0	
285	Kaohsiung Museum of Fine Arts	0	
286	Dream Mall	16	0.8%
287	New Juejiang Shopping Area	2	0.1%
288	Gushan Ferry Station	0	
289	Central Park (Kaohsiung)	0	
290	Former British Consulate	2	0.1%
291	Teresa Teng Memorial Hall	15	0.7%
292	EDA World	2	0.1%
295	Fo Kuang Shan	27	1.3%
296	Cheng Ching Lake	14	0.7%
297	Meinong Hakka Cultural Village	0	
298	Baolai and Bulao Springs	0	
299	Maolin National Scenic Area	0	

d2j: D2. What tourist spots have you visited on this trip?spot10

Value	Label	Cases	Percentage
300	Liugui Service Area	0	
301	Jiaxian	0	
302	Meishan Visitor Center	0	
303	Kaohsiung Farm	0	
304	Tengzhi National Forest Recreation Area	0	
305	Shihba Luohan Shan	0	
306	Sandimen	0	
307	Saijia Service Area (Saijia Aviation Park)	0	
315	Kenting National Park	42	2.0%
316	Eluanbi Park	153	7.3%
317	National Museum of Marine Biology and Aquarium	1	0.0%
318	Maubitou Park	62	3.0%
319	Sichongxi	0	
320	Jialeshuei Scenic Area	0	
321	Kenting Space Port	0	
322	Nanwan Beach Recreation Area	1	0.0%
323	Dapeng Bay National Scenic Area	0	
324	Kenting Sea Pool	0	
325	Liuqiu (Shiao-liuqiu)	0	
326	Sandimen	0	
330	Jiaosi	6	0.3%
331	Tung Shan Science Area	0	
332	Taipingshan Forest Recreation Area	0	
333	Suao Cold Springs	2	0.1%
334	Wufengqi Scenic Area	0	
335	Guishan Island (Turtle Island)	0	
336	Fushan Botanical Garden	0	
337	Toucheng Recreation Farm	2	0.1%
338	Nanfangao	1	0.0%
339	Taipingshan National Forest Recreation Area	0	
340	Toucheng Sea Pool	0	
341	Chilan Forest Playground	0	
342	Caoling Historic Trail	0	
343	Wushih Harbor	0	
344	Da River (Daxi) Honeymoon Bay	0	
345	National Center for Traditional Arts	0	
350	Taroko, Tienhsiang	56	2.7%
351	Hualien Farglory Ocean Park	0	
352	Qixing Lake (Qixingtang)	6	0.3%
353	Amis Cultural Village	3	0.1%
354	Liyu (Carp) Lake	0	
355	Shin Kong Chao Feng Ranch & Resort	1	0.0%
356	Ruisui Hongye Springs	0	
357	Xiuguluan River Rafting Area	0	
358	Wenshan Springs	0	

d2j: D2. What tourist spots have you visited on this trip?spot10

Value	Label	Cases	Percentage
359	The East Coast	0	
360	National DongHua University	0	
361	Hualien Seaside Park	0	
362	Whale and Dolphine Watching Tour along East Coast	0	
363	Hualien Sugar Factory	0	
364	Shitiping	6	0.3%
365	Hualien Tzuchi	2	0.1%
366	Mataian Wetland Ecological Park	0	
367	Liushidan Mountain	0	
370	Chihpen	15	0.7%
371	Sanxiantai (Terrace of the Three Immortals)	10	0.5%
372	Lyudao (Green Island)	0	
373	Baxian Cave (Baxiandong)	3	0.1%
374	Xiaoyeliu (Jialulan)	0	
375	Beinan Cultural Park	0	
376	Guanshan Water Park	0	
377	Chulu Pasture	0	
378	Taitung Veterans Farm	0	
379	Lanyu (Orchid Island)	0	
380	National Museum of Prehistory	0	
381	Chengkong Harbor	0	
382	Water Running Up	14	0.7%
383	Dulan Mountain	0	
384	Dawu Mountain	0	
385	Penghu National Scenic Area	0	
386	Jibei Island	0	
387	Qimei Island	0	
390	Cihu (Kinmen)	0	
391	Kinmen National Park	0	
392	Taoshan	0	
393	Guniungtou War Museum	0	
394	Kinmen Folk Culture Village	0	
395	Juguang Tower	2	0.1%
396	Taiwu Mountain	0	
397	Kinmen Liquor Factory	0	
398	Wujiang River Estuary	0	
399	Sun Yat-sen Memorial Forest	0	
405	Qinbi Village	0	
406	Bishan Sightseeing Platform	0	
801	Shilin Night Market	71	3.4%
802	Huaxi Street (Snake Alley) Night Market	12	0.6%
803	Raohe Street Night Market	12	0.6%
804	Shida Night Market	10	0.5%
805	Linjiang St. Night Market	0	
806	Gongguan Night Market	1	0.0%

d2j: D2. What tourist spots have you visited on this trip?spot10

Value	Label	Cases	Percentage
807	Dihua Street Night Market	2	0.1%
808	Ninxia Night Market	2	0.1%
809	Nanjichang Night Market	0	
810	Jingmei Night Market	0	
811	Other Night Markets in Taipei City	0	
815	Lehua Night Market	0	
816	Banciao Nanya Night Market	0	
817	Sinjhuang Night Market	0	
818	Jhonghe Singnan Night Market	0	
819	Other Night Markets in Taipei County	0	
825	Miaokow Night Market	4	0.2%
826	Other Night Markets in Keelung City	0	
830	Jhongli Sinmin Night Market	0	
831	Taoyuan Tourist Night Market	0	
832	Other Night Markets in Taoyuan County	0	
834	Chenghuang Temple Night Market	0	
835	Other Night Markets in Hsinchu City	0	
838	Other Night Markets in Hsinchu County	0	
840	Other Night Markets in Miaoli County	0	
843	Fongjia Night Market	6	0.3%
844	Jhonghua Night Market	0	
845	Yizhong Street Night Market	0	
846	Other Night Markets in Taichung City	0	
847	Other Night Markets in Taichung County	0	
849	Other Night Market in Nantou County	0	
851	Other Night Markets in Changhua County	0	
853	Other Night Markets in Yunlin County	0	
855	Wenhua Rd. Night Market	0	
856	Other Night Markets in Chiayi City	0	
858	Other Night Markets in Chiayi County	0	
860	Siaobei Night Market	0	
861	Huayuan Night Market	0	
862	Other Night Markets in Tainan City	0	
863	Other Night Markets in Tainan County	0	
865	Liuhe Night Market	11	0.5%
866	Sinsing Night Market	0	
867	Rueifong Night Market	0	
868	Other Night Markets in Kaohsiung City	0	
869	Other Night Markets in Kaohsiung County	0	
871	Minzu Rd. Night Market	1	0.0%
872	Other Night Markets in Pingtung County	0	
874	Luodong Night Market	1	0.0%
875	Other Night Markets in Yilan County	0	
877	Nanbin Night Market	0	
878	Ziqiang Night Market	0	

# d2j: D2. What tourist spots have you visited on this trip?spot10			
Value	Label	Cases	Percentage
880	Other Night Markets in Taitung County	0	
883	Other Night Markets in Penghu County	0	
885	Other Night Markets in Kinmen County	0	
Sysmiss		3914	
Warning: these figures indicate the number of cases found in the data file. They cannot be interpreted as summary statistics of the population of interest.			
# d2k: D2. What tourist spots have you visited on this trip?spot11			
Information	[Type= discrete] [Format=numeric] [Range= 1-885] [Missing=*]		
Statistics [NW/ W]	[Valid=1855 /-] [Invalid=4154 /-]		
Value	Label	Cases	Percentage
1	Taipei 101	35	<div></div> 1.9%
2	National Palace Museum	35	<div></div> 1.9%
3	Chiang Kaishek Memorial Hall	19	<div></div> 1.0%
4	Xinyi Shopping Distric	1	<div></div> 0.1%
5	Xiemending	26	<div></div> 1.4%
6	Taipe Martyr's Shrine	11	<div></div> 0.6%
7	The Estern Distristic of Taipei	2	<div></div> 0.1%
8	Long Shan Temple	7	<div></div> 0.4%
9	Yangmingshan National Park	10	<div></div> 0.5%
10	Beitou	1	<div></div> 0.1%
11	Taipei main station shopping area	3	<div></div> 0.2%
12	Office of the President Republic of China (Taiwan)	11	<div></div> 0.6%
13	Mucha Maokong	5	<div></div> 0.3%
14	Taipei Zoo	4	<div></div> 0.2%
15	Taipei Matro Mall	1	<div></div> 0.1%
16	Wufenpu Fashion Area	8	<div></div> 0.4%
17	Miramar Ferris wheel	1	<div></div> 0.1%
18	Sun yatsen Memorail Hall	18	<div></div> 1.0%
19	Hsing Tian Kong (Xingtian Temple)	5	<div></div> 0.3%
20	Guanghua 3C Mall	0	
21	Taipei Fine Art Museum	0	
22	Yuanshan	1	
23	Taipei Confucius Temple	0	
24	Chiang Kaishek's Shihlin Residence	13	
25	the Redhouse theater	0	
26	Tianmu	1	
27	Dalongdong Baoan Temple	0	
28	228 Peace Memorial Park	0	
29	SPOT Taipei Film House	0	
30	National Museum of History	0	
31	Museum of Contemporary Art, Taipei	0	
32	Jianguo Flower and Jade Market	0	
33	Taipei Children's Recreation Center	0	
34	Taipei Children's Museum of Transportation and Communication	0	
35	Taiwan Handcraft Promotion Center	0	

d2k: D2. What tourist spots have you visited on this trip?spot11

Value	Label	Cases	Percentage
36	Shung Ye Museum of Formosan Aborigines	0	
37	Miniatures Museum of Taiwan	0	
38	Haujiang Waterfowl Nature Park	0	
39	Taipei zoo	0	
40	Chinese Culture and Movie Center	0	
41	Taipei Botanical Garden	0	
42	Taipei Astronomical Museum	0	
43	Lin An Tai Historical House & Museum	0	
44	Beitou Museum	0	
45	Dahu Park	0	
46	the Beitou Hot Springs Museum	0	
47	Postal Museum	0	
48	Militray Heros Hotel	0	
49	Nangang Economic and Commercial Park	0	
50	Taipei Flora Expo	10	0.5%
51	Huashan 1914 Creative Park	0	
52	?Yongkang Street	0	
65	Jou Fen	23	1.2%
66	Tamsui, Fort San Domingo, Old Street and Fishermen's Wharf	17	0.9%
67	Yehliu	28	1.5%
68	Jinguashi	2	0.1%
69	Wulai	3	0.2%
70	Yuanwangkeng Park	0	
71	Shihsanhang Museum of Archaeology	0	
72	Shenkeng Old Street	1	0.1%
73	Dharma Drum Mountain(Jinshan)	1	0.1%
74	Butian lake	0	
75	Shifen Waterfall	5	0.3%
76	Yingge Ceramics Museum	0	
77	Pinxi	2	0.1%
78	Yingge	2	0.1%
79	Sanxia	0	
80	Ocean World	0	
81	Juming Museum	0	
82	Pinlin	0	
83	Yun hsien Resort	0	
84	Tianlu Art Center	0	
85	Sanzhi	0	
86	The Lin Family Mansion and Garden	0	
87	Fulong beach	0	
88	Linkou	0	
89	Baisha Bay	0	
90	Bitou Cape Park	0	
91	Museum Lasars	0	
92	Formosa Fun Coast	0	

d2k: D2. What tourist spots have you visited on this trip?spot11

Value	Label	Cases	Percentage
93	Guanyinshan	0	
94	coastline park	0	
95	Qing Shui Zu shi temple	0	
96	Naptune park	0	
97	Green Bay	0	
98	Longdong South Ocean Park	0	
99	Temple of Eighteen Deities	0	
100	Teresa Teng Memorail Park (Yun Garden)	0	
101	Sanzhi Visitor Center and Gallery	0	
102	Qianshui Bay	0	
103	GuanDu	0	
104	SandiaoJiao Cape Lighthouse	0	
105	Jingtong	0	
110	The Northeast Coastal Scienic Area	2	0.1%
111	Bisha Fishery Harbor	0	
112	Keelung Port	1	0.1%
113	Jhongjhrng Park	0	
114	Badouzi Coastal Park	0	
115	Hoping Island Coastal Park	0	
116	Valentine Lake Park	0	
117	Ershawan Gun Emplacement	0	
118	Dawulun Gun Emplacement	0	
125	Window On China Theme Park	3	0.2%
126	Dashi	1	0.1%
127	Shihmen Reservoir	0	
128	Cihu	13	0.7%
129	Zhongli	0	
130	Chung Cheng Aviation Museum	0	
131	Lala Mountain	0	
135	Hsinchu Science Park	0	
136	Nanliao Fishery Harbor	0	
137	Ku Chi Peak	0	
145	Leofoo Village Theme Park	5	0.3%
146	Neiwan	0	
147	Beipu	0	
148	Daba Peak	0	
149	Little DingDong Science Theme Park	0	
150	Taian hot Springs	0	
151	Hwataoyao	0	
152	Daba Peak	0	
153	Neiwan Railroad	0	
160	Sanyi Wood Sculpture Museum	0	
161	Lion's Head Mountain	0	
162	Tongxiao Beach Resort	0	
163	West Lake Resortopia	0	

d2k: D2. What tourist spots have you visited on this trip?spot11

Value	Label	Cases	Percentage
164	Qiding beach resort	0	
165	Flying Cow Ranch	1	0.1%
170	National Museum of Natural Scinece	1	0.1%
171	Encore Garden	0	
172	Tungshan Amusement Park	0	
173	National Taiwan Museum of Fine Arts	0	
174		1	0.1%
175	Lihpao Land(Yamay Kingdom)	0	
176	Li shan (Pear Mountain)	0	
177	Dasyueshan	0	
178	Wuling National Forest Recreation Area	0	
179	Tiehchenshan Mountain Recreation Area	0	
180	Daan Beach	0	
181	Taichung County Gaomei Wetlands Wildlife Refuge	0	
185	Sun Moon Lake	74	4.0%
186	Formosan Aboriginal Culture Village	21	1.1%
187	Cingjing Farm	3	0.2%
188	Xitou	9	0.5%
189	ChungTai Chan Monastery	81	4.4%
190	Jiji	3	0.2%
191	Puli	1	0.1%
192	Sing Ling Temple	0	
193	Yushan National Park	0	
194	Puli Distillery	0	
195	Earthquake Museum of Taiwan	0	
196	Guguan	1	0.1%
197	Hehuanshan	1	0.1%
198	Sunlinksea	0	
199	Phoenix Valley Bird Park	0	
200	Checheng train station	0	
201	Wushe Scenic Area Recreation Area	0	
202	Shoutian Temple	0	
203	Dongpu Springs	0	
204	Aowanda National Forest Recreation Area	0	
205	Hehuanshan National Forest Recreation Area	0	
206	Lushan Hot Springs	1	0.1%
207	Guangxing Paper Factory	0	
208	Tenshing Kiln Ceramics Cultural Park	0	
209	Ita Thao Cultural Village	0	
215	Lugang Mazu Temple	2	0.1%
216	Lugang Folk Arts Museum	0	
217	Lugang Longshan Temple	1	0.1%
218	Baguashan	1	0.1%
219	Taiwan Folk Village	0	
220	Confucius Temple (Changhua)	0	

d2k: D2. What tourist spots have you visited on this trip?spot11

Value	Label	Cases	Percentage
221	Lugang tranditional snacks	0	
222	Lugang Old Street	1	0.1%
225	Janfusun Fancyworld Theme Park	1	0.1%
226	Beigang Chaotien Temple	0	
227	Caoling	0	
235	Alishan	102	5.5%
236	Fenqihu	0	
237	Chiayis Farm	0	
240	Old Fort of Anping (Fort Zeelandia)	16	0.9%
241	Chihkan Tower	20	1.1%
242	Confucius Temple (Tainan)	6	0.3%
243	Koxinga Shrine (Yanping Junwang Temple)	11	0.6%
244	Anping Port National Historical Scenic Area	1	0.1%
245	Eternal Fortress	7	0.4%
246	Datianhou Temple (Tainan Grand Matsu Temple)	0	
247	Luermen Tianhou temple	0	
248	Xishu Golden Beach	0	
249	Official God of War Temple (Sacrificial Rites Martial Temple	0	
250	Wufei Temple (Five Consorts Temple)	0	
251	Sicao Dazhong Temple and Gun Emplacement	0	
252	Southern Taiwan Science Park	0	
260	Guanziling	0	
261	Qigu Birdseeing	0	
262	Wushantou Reservoir Scenic Area	0	
263	Tsengwen Reservoir Scenic Area	0	
264	Dakeng Recreation Farm	0	
270	Love River	109	5.9%
271	Xizi Bay	199	10.7%
272	Lotus Lake	26	1.4%
273	Qijin Seaside Park	9	0.5%
274	Shou Shan(Shou Shan Zoo)	8	0.4%
275	Dragon and Tiger Pagodas	3	0.2%
276	Urban Spotlight	0	
277	Kaohsiung 85 Building	0	
278	Spring and Autumn Pavilions	2	0.1%
279	Confucius Temple (Kaohsiung)	1	0.1%
280	Kaohsiung Port	8	0.4%
281	Blue Lagoon Water Theme Park	0	
282	Kaohsiung Museum of History	2	0.1%
283	Chijin Mazu Temple	0	
284	National Science and Technology Museum	0	
285	Kaohsiung Museum of Fine Arts	0	
286	Dream Mall	10	0.5%
287	New Juejiang Shopping Area	0	
288	Gushan Ferry Station	0	

d2k: D2. What tourist spots have you visited on this trip?spot11

Value	Label	Cases	Percentage
289	Central Park (Kaohsiung)	0	
290	Former British Consulate	1	0.1%
291	Teresa Teng Memorial Hall	13	0.7%
292	EDA World	2	0.1%
295	Fo Kuang Shan	18	1.0%
296	Cheng Ching Lake	4	0.2%
297	Meinong Hakka Cultural Village	0	
298	Baolai and Bulao Springs	0	
299	Maolin National Scenic Area	0	
300	Liugui Service Area	0	
301	Jiaxian	0	
302	Meishan Visitor Center	0	
303	Kaohsiung Farm	0	
304	Tengzhi National Forest Recreation Area	0	
305	Shihba Luohan Shan	0	
306	Sandimen	0	
307	Saijia Service Area (Saijia Aviation Park)	0	
315	Kenting National Park	89	4.8%
316	Eluanbi Park	211	11.4%
317	National Museum of Marine Biology and Aquarium	0	
318	Maubitou Park	159	8.6%
319	Sichongxi	0	
320	Jialeshuei Scenic Area	0	
321	Kenting Space Port	0	
322	Nanwan Beach Recreation Area	0	
323	Dapeng Bay National Scenic Area	0	
324	Kenting Sea Pool	0	
325	Liuqiu (Shiaoliuqiu)	0	
326	Sandimen	0	
330	Jiaosi	2	0.1%
331	Tung Shan Science Area	0	
332	Taipingshan Forest Recreation Area	0	
333	Suao Cold Springs	0	
334	Wufengqi Scenic Area	0	
335	Guishan Island (Turtle Island)	0	
336	Fushan Botanical Garden	0	
337	Toucheng Recreation Farm	2	0.1%
338	Nanfangao	0	
339	Taipingshan National Forest Recreation Area	0	
340	Toucheng Sea Pool	0	
341	Chilan Forest Playground	0	
342	Caoling Historic Trail	0	
343	Wushih Harbor	0	
344	Da River (Daxi) Honeymoon Bay	0	
345	National Center for Traditional Arts	2	0.1%

d2k: D2. What tourist spots have you visited on this trip?spot11

Value	Label	Cases	Percentage
350	Taroko, Tienhsiang	75	4.0%
351	Hualien Farglory Ocean Park	1	0.1%
352	Qixing Lake (Qixingtang)	11	0.6%
353	Amis Cultural Village	3	0.2%
354	Liyu (Carp) Lake	0	
355	Shin Kong Chao Feng Ranch & Resort	0	
356	Ruisui Hongye Springs	1	0.1%
357	Xiuguluan River Rafting Area	0	
358	Wenshan Springs	0	
359	The East Coast	0	
360	National DongHua University	0	
361	Hualien Seaside Park	0	
362	Whale and Dolphine Watching Tour along East Coast	0	
363	Hualien Sugar Factory	0	
364	Shitiping	2	0.1%
365	Hualien Tzuchi	4	0.2%
366	Mataian Wetland Ecological Park	0	
367	Liushidan Mountain	0	
370	Chihpen	10	0.5%
371	Sanxiantai (Terrace of the Three Immortals)	9	0.5%
372	Lyudao (Green Island)	0	
373	Baxian Cave (Baxiandong)	7	0.4%
374	Xiaoyeliu (Jialulan)	0	
375	Beinan Cultural Park	2	0.1%
376	Guanshan Water Park	0	
377	Chulu Pasture	0	
378	Taitung Veterans Farm	0	
379	Lanyu (Orchid Island)	0	
380	National Museum of Prehistory	0	
381	Chengkong Harbor	0	
382	Water Running Up	17	0.9%
383	Dulan Mountain	0	
384	Dawu Mountain	0	
385	Penghu National Scenic Area	1	0.1%
386	Jibei Island	0	
387	Qimei Island	0	
390	Cihu (Kinmen)	0	
391	Kinmen National Park	0	
392	Taoshan	1	0.1%
393	Guniungtou War Museum	0	
394	Kinmen Folk Culture Village	0	
395	Juguang Tower	0	
396	Taiwu Mountain	0	
397	Kinmen Liquor Factory	0	
398	Wujiang River Estuary	0	

d2k: D2. What tourist spots have you visited on this trip?spot11

Value	Label	Cases	Percentage
399	Sun Yat-sen Memorial Forest	2	0.1%
405	Qinbi Village	0	
406	Bishan Sightseeing Platform	0	
801	Shilin Night Market	78	4.2%
802	Huaxi Street (Snake Alley) Night Market	7	0.4%
803	Raohe Street Night Market	5	0.3%
804	Shida Night Market	4	0.2%
805	Linjiang St. Night Market	2	0.1%
806	Gongguan Night Market	0	
807	Dihua Street Night Market	0	
808	Ninxia Night Market	2	0.1%
809	Nanjichang Night Market	0	
810	Jingmei Night Market	0	
811	Other Night Markets in Taipei City	0	
815	Lehua Night Market	0	
816	Banciao Nanya Night Market	0	
817	Sinjhuang Night Market	0	
818	Jhonghe Singnan Night Market	0	
819	Other Night Markets in Taipei County	0	
825	Miaokow Night Market	1	0.1%
826	Other Night Markets in Keelung City	0	
830	Jhongli Sinmin Night Market	0	
831	Taoyuan Tourist Night Market	0	
832	Other Night Markets in Taoyuan County	0	
834	Chenghuang Temple Night Market	3	0.2%
835	Other Night Markets in Hsinchu City	0	
838	Other Night Markets in Hsinchu County	0	
840	Other Night Markets in Miaoli County	0	
843	Fongjia Night Market	3	0.2%
844	Jhonghua Night Market	0	
845	Yizhong Street Night Market	2	0.1%
846	Other Night Markets in Taichung City	0	
847	Other Night Markets in Taichung County	0	
849	Other Night Market in Nantou County	0	
851	Other Night Markets in Changhua County	0	
853	Other Night Markets in Yunlin County	0	
855	Wenhua Rd. Night Market	1	0.1%
856	Other Night Markets in Chiayi City	0	
858	Other Night Markets in Chiayi County	0	
860	Siaobei Night Market	0	
861	Huayuan Night Market	0	
862	Other Night Markets in Tainan City	0	
863	Other Night Markets in Tainan County	0	
865	Liuhe Night Market	15	0.8%
866	Sinsing Night Market	0	

d2k: D2. What tourist spots have you visited on this trip?spot11

Value	Label	Cases	Percentage
867	Rueifong Night Market	0	
868	Other Night Markets in Kaohsiung City	0	
869	Other Night Markets in Kaohsiung County	0	
871	Minzu Rd. Night Market	0	
872	Other Night Markets in Pingtung County	0	
874	Luodong Night Market	2	0.1%
875	Other Night Markets in Yilan County	0	
877	Nanbin Night Market	0	
878	Ziqiang Night Market	0	
880	Other Night Markets in Taitung County	0	
883	Other Night Markets in Penghu County	0	
885	Other Night Markets in Kinmen County	0	
Sysmiss		4154	

Warning: these figures indicate the number of cases found in the data file. They cannot be interpreted as summary statistics of the population of interest.

d2l: D2. What tourist spots have you visited on this trip?spot12

Information	[Type= discrete] [Format=numeric] [Range= 1-885] [Missing=*]
Statistics [NW/ W]	[Valid=1654 /-] [Invalid=4355 /-]

Value	Label	Cases	Percentage
1	Taipei 101	21	1.3%
2	National Palace Museum	35	2.1%
3	Chiang Kaishek Memorial Hall	17	1.0%
4	Xinyi Shopping Distric	0	
5	Xiemending	12	0.7%
6	Taipe Martyr's Shrine	9	0.5%
7	The Estern Distristic of Taipei	3	0.2%
8	Long Shan Temple	10	0.6%
9	Yangmingshan National Park	6	0.4%
10	Beitou	7	0.4%
11	Taipei main station shopping area	0	
12	Office of the President Republic of China (Taiwan)	5	0.3%
13	Mucha Maokong	2	0.1%
14	Taipei Zoo	1	0.1%
15	Taipei Matro Mall	0	
16	Wufenpu Fashion Area	5	0.3%
17	Miramar Ferris wheel	2	0.1%
18	Sun yatsen Memorail Hall	29	1.8%
19	Hsing Tian Kong (Xingtian Temple)	2	0.1%
20	Guanghua 3C Mall	0	
21	Taipei Fine Art Museum	0	
22	Yuanshan	1	0.1%
23	Taipei Confucius Temple	1	0.1%
24	Chiang Kaishek's Shihlin Residence	10	0.6%
25	the Redhouse theater	0	
26	Tianmu	0	

d2l: D2. What tourist spots have you visited on this trip?spot12

Value	Label	Cases	Percentage
27	Dalongdong Baoan Temple	0	
28	228 Peace Memorial Park	1	0.1%
29	SPOT Taipei Film House	0	
30	National Museum of History	0	
31	Museum of Contemporary Art, Taipei	0	
32	Jianguo Flower and Jade Market	0	
33	Taipei Children's Recreation Center	0	
34	Taipei Children's Museum of Transportation and Communication	0	
35	Taiwan Handcraft Promotion Center	0	
36	Shung Ye Museum of Formosan Aborigines	0	
37	Miniatures Museum of Taiwan	0	
38	Haujiang Waterfowl Nature Park	0	
39	Taipei zoo	0	
40	Chinese Culture and Movie Center	0	
41	Taipei Botanical Garden	0	
42	Taipei Astronomical Museum	0	
43	Lin An Tai Historical House & Museum	0	
44	Beitou Museum	0	
45	Dahu Park	0	
46	the Beitou Hot Springs Museum	0	
47	Postal Museum	0	
48	Militray Heros Hotel	0	
49	Nangang Economic and Commercial Park	0	
50	Taipei Flora Expo	9	0.5%
51	Huashan 1914 Creative Park	0	
52	?Yongkang Street	0	
65	Jou Fen	6	0.4%
66	Tamsui, Fort San Domingo, Old Street and Fishermen's Wharf	16	1.0%
67	Yehliu	16	1.0%
68	Jinguashi	1	0.1%
69	Wulai	0	
70	Yuanwangkeng Park	0	
71	Shihsanhang Museum of Archaeology	0	
72	Shenkeng Old Street	3	0.2%
73	Dharma Drum Mountain(Jinshan)	1	0.1%
74	Butian lake	1	0.1%
75	Shifen Waterfall	1	0.1%
76	Yingge Ceramics Museum	0	
77	Pinxi	0	
78	Yingge	0	
79	Sanxia	0	
80	Ocean World	0	
81	Juming Museum	0	
82	Pinlin	1	0.1%
83	Yun hsien Resort	0	

d2l: D2. What tourist spots have you visited on this trip?spot12

Value	Label	Cases	Percentage
84	Tianlu Art Center	0	
85	Sanzhi	0	
86	The Lin Family Mansion and Garden	0	
87	Fulong beach	0	
88	Linkou	0	
89	Baisha Bay	0	
90	Bitou Cape Park	1	0.1%
91	Museum Lasars	0	
92	Formosa Fun Coast	0	
93	Guanyinshan	0	
94	coastline park	0	
95	Qing Shui Zu shi temple	0	
96	Naptune park	0	
97	Green Bay	0	
98	Longdong South Ocean Park	0	
99	Temple of Eighteen Deities	0	
100	Teresa Teng Memorail Park (Yun Garden)	0	
101	Sanzhi Visitor Center and Gallery	0	
102	Qianshui Bay	0	
103	GuanDu	0	
104	Sandiaojiang Cape Lighthouse	0	
105	Jingtong	0	
110	The Northeast Coastal Scienic Area	1	0.1%
111	Bisha Fishery Harbor	0	
112	Keelung Port	1	0.1%
113	Jhongjhrng Park	2	0.1%
114	Badouzi Coastal Park	0	
115	Hoping Island Coastal Park	0	
116	Valentine Lake Park	0	
117	Ershawan Gun Emplacement	0	
118	Dawulun Gun Emplacement	0	
125	Window On China Theme Park	1	0.1%
126	Dashi	1	0.1%
127	Shihmen Reservoir	1	0.1%
128	Cihu	11	0.7%
129	Zhongli	0	
130	Chung Cheng Aviation Museum	0	
131	Lala Mountain	0	
135	Hsinchu Science Park	0	
136	Nanliao Fishery Harbor	0	
137	Ku Chi Peak	0	
145	Leofoo Village Theme Park	2	0.1%
146	Neiwan	0	
147	Beipu	0	
148	Daba Peak	0	

d21: D2. What tourist spots have you visited on this trip?spot12

Value	Label	Cases	Percentage
149	Little DingDong Science Theme Park	0	
150	Taian hot Springs	0	
151	Hwataoyao	0	
152	Daba Peak	0	
153	Neiwan Railroad	0	
160	Sanyi Wood Sculpture Museum	0	
161	Lion's Head Mountain	0	
162	Tongxiao Beach Resort	0	
163	West Lake Resortopia	0	
164	Qiding beach resort	0	
165	Flying Cow Ranch	0	
170	National Museum of Natural Scinece	1	0.1%
171	Encore Garden	0	
172	Tungshan Amusement Park	0	
173	National Taiwan Museum of Fine Arts	0	
175	Lihpao Land(Yamay Kingdom)	0	
176	Li shan (Pear Mountain)	0	
177	Dasyueshan	0	
178	Wuling National Forest Recereation Area	1	0.1%
179	Tiehchenshan Mountain Recreation Area	0	
180	Daan Beach	0	
181	Taichung County Gaomei Wetlands Wildlife Refuge	0	
185	Sun Moon Lake	54	3.3%
186	Formosan Aboriginal Culture Village	13	0.8%
187	Cingjing Farm	3	0.2%
188	Xitou	5	0.3%
189	ChungTai Chan Monastery	40	2.4%
190	Jiji	1	0.1%
191	Puli	3	0.2%
192	Sing Ling Temple	0	
193	Yushan National Park	0	
194	Puli Distillery	3	0.2%
195	Earthquake Museum of Taiwan	0	
196	Guguan	0	
197	Hehuanshan	0	
198	Sunlinksea	0	
199	Phoenix Valley Bird Park	0	
200	Checheng train station	0	
201	Wushe Scenic Area Recreation Area	0	
202	Shoutian Temple	0	
203	Dongpu Springs	0	
204	Aowanda National Forest Recreation Area	0	
205	Hehuanshan National Forest Recreation Area	0	
206	Lushan Hot Springs	1	0.1%
207	Guangxing Paper Factory	0	

d2l: D2. What tourist spots have you visited on this trip?spot12

Value	Label	Cases	Percentage
208	Tenshing Kiln Ceramics Cultural Park	0	
209	Ita Thao Cultural Village	0	
215	Lugang Mazu Temple	3	0.2%
216	Lugang Folk Arts Museum	1	0.1%
217	Lugang Longshan Temple	0	
218	Baguashan	0	
219	Taiwan Folk Village	0	
220	Confucius Temple (Changhua)	0	
221	Lugang tranditional snacks	0	
222	Lugang Old Street	0	
225	Janfusun Fancyworld Theme Park	0	
226	Beigang Chaotien Temple	0	
227	Caoling	0	
235	Alishan	59	3.6%
236	Fenqihu	1	0.1%
237	Chiayis Farm	0	
240	Old Fort of Anping (Fort Zeelandia)	4	0.2%
241	Chihkan Tower	15	0.9%
242	Confucius Temple (Tainan)	8	0.5%
243	Koxinga Shrine (Yanping Junwang Temple)	14	0.8%
244	Anping Port National Historical Scenic Area	0	
245	Eternal Fortress	7	0.4%
246	Datianhou Temple (Tainan Grand Matsu Temple)	0	
247	Luermen Tianhou temple	0	
248	Xishu Golden Beach	0	
249	Official God of War Temple (Sacrificial Rites Martial Temple)	0	
250	Wufei Temple (Five Consorts Temple)	0	
251	Sicao Dazhong Temple and Gun Emplacement	0	
252	Southern Taiwan Science Park	0	
260	Guanziling	0	
261	Qigu Birdseeing	0	
262	Wushantou Reservoir Scenic Area	0	
263	Tsengwen Reservoir Scenic Area	0	
264	Dakeng Recreation Farm	0	
270	Love River	80	4.8%
271	Xizi Bay	142	8.6%
272	Lotus Lake	31	1.9%
273	Qijin Seaside Park	3	0.2%
274	Shou Shan(Shou Shan Zoo)	5	0.3%
275	Dragon and Tiger Pagodas	6	0.4%
276	Urban Spotlight	0	
277	Kaohsiung 85 Building	0	
278	Spring and Autumn Pavilions	2	0.1%
279	Confucius Temple (Kaohsiung)	0	
280	Kaohsiung Port	1	0.1%

d21: D2. What tourist spots have you visited on this trip?spot12

Value	Label	Cases	Percentage
281	Blue Lagoon Water Theme Park	0	
282	Kaohsiung Museum of History	0	
283	Chijin Mazu Temple	0	
284	National Science and Technology Museum	0	
285	Kaohsiung Museum of Fine Arts	0	
286	Dream Mall	5	0.3%
287	New Juejiang Shopping Area	1	0.1%
288	Gushan Ferry Station	0	
289	Central Park (Kaohsiung)	0	
290	Former British Consulate	1	0.1%
291	Teresa Teng Memorial Hall	3	0.2%
292	EDA World	3	0.2%
295	Fo Kuang Shan	11	0.7%
296	Cheng Ching Lake	2	0.1%
297	Meinong Hakka Cultural Village	2	0.1%
298	Baolai and Bulao Springs	0	
299	Maolin National Scenic Area	0	
300	Liugui Service Area	0	
301	Jiaxian	0	
302	Meishan Visitor Center	0	
303	Kaohsiung Farm	0	
304	Tengzhi National Forest Recreation Area	0	
305	Shihba Luohan Shan	0	
306	Sandimen	0	
307	Saijia Service Area (Saijia Aviation Park)	0	
315	Kenting National Park	62	3.7%
316	Eluanbi Park	215	13.0%
317	National Museum of Marine Biology and Aquarium	1	0.1%
318	Maubitou Park	208	12.6%
319	Sichongxi	0	
320	Jialeshuei Scenic Area	0	
321	Kenting Space Port	0	
322	Nanwan Beach Recreation Area	1	0.1%
323	Dapeng Bay National Scenic Area	0	
324	Kenting Sea Pool	0	
325	Liuqiu (Shiaoliqiu)	0	
326	Sandimen	0	
330	Jiaosi	1	0.1%
331	Tung Shan Science Area	0	
332	Taipingshan Forest Recreation Area	0	
333	Suao Cold Springs	0	
334	Wufengqi Scenic Area	0	
335	Guishan Island (Turtle Island)	0	
336	Fushan Botanical Garden	0	
337	Toucheng Recreation Farm	1	0.1%

d2l: D2. What tourist spots have you visited on this trip?spot12

Value	Label	Cases	Percentage
338	Nanfangao	0	
339	Taipingshan National Forest Recreation Area	0	
340	Toucheng Sea Pool	0	
341	Chilan Forest Playground	0	
342	Caoling Historic Trail	0	
343	Wushih Harbor	0	
344	Da River (Daxi) Honeymoon Bay	0	
345	National Center for Traditional Arts	0	
350	Taroko, Tienhsiang	106	6.4%
351	Hualien Farglory Ocean Park	0	
352	Qixing Lake (Qixingtian)	7	0.4%
353	Amis Cultural Village	1	0.1%
354	Liyu (Carp) Lake	0	
355	Shin Kong Chao Feng Ranch & Resort	0	
356	Ruisui Hongye Springs	0	
357	Xiuguluan River Rafting Area	0	
358	Wenshan Springs	0	
359	The East Coast	0	
360	National DongHua University	0	
361	Hualien Seaside Park	0	
362	Whale and Dolphine Watching Tour along East Coast	0	
363	Hualien Sugar Factory	0	
364	Shitiping	3	0.2%
365	Hualien Tzuchi	1	0.1%
366	Mataian Wetland Ecological Park	0	
367	Liushidan Mountain	0	
370	Chihpen	46	2.8%
371	Sanxiantai (Terrace of the Three Immortals)	12	0.7%
372	Lyudao (Green Island)	0	
373	Baxian Cave (Baxiandong)	6	0.4%
374	Xiaoyeliu (Jialulan)	0	
375	Beinan Cultural Park	1	0.1%
376	Guanshan Water Park	0	
377	Chulu Pasture	0	
378	Taitung Veterans Farm	0	
379	Lanyu (Orchid Island)	0	
380	National Museum of Prehistory	0	
381	Chengkong Harbor	0	
382	Water Running Up	66	4.0%
383	Dulan Mountain	0	
384	Dawu Mountain	0	
385	Penghu National Scenic Area	0	
386	Jibei Island	0	
387	Qimei Island	0	
390	Cihu (Kinmen)	0	

d21: D2. What tourist spots have you visited on this trip?spot12

Value	Label	Cases	Percentage
391	Kinmen National Park	0	
392	Taoshan	1	0.1%
393	Guniungtou War Museum	0	
394	Kinmen Folk Culture Village	0	
395	Juguang Tower	1	0.1%
396	Taiwu Mountain	0	
397	Kinmen Liquor Factory	0	
398	Wujiang River Estuary	0	
399	Sun Yat-sen Memorial Forest	0	
405	Qinbi Village	0	
406	Bishan Sightseeing Platform	0	
801	Shilin Night Market	87	5.3%
802	Huaxi Street (Snake Alley) Night Market	2	0.1%
803	Raohe Street Night Market	4	0.2%
804	Shida Night Market	4	0.2%
805	Linjiang St. Night Market	2	0.1%
806	Gongguan Night Market	1	0.1%
807	Dihua Street Night Market	0	
808	Ninxia Night Market	0	
809	Nanjichang Night Market	0	
810	Jingmei Night Market	0	
811	Other Night Markets in Taipei City	0	
815	Lehua Night Market	0	
816	Banciao Nanya Night Market	0	
817	Sinjhuang Night Market	0	
818	Jhonghe Singnan Night Market	0	
819	Other Night Markets in Taipei County	0	
825	Miaokow Night Market	1	0.1%
826	Other Night Markets in Keelung City	0	
830	Jhongli Sinmin Night Market	0	
831	Taoyuan Tourist Night Market	0	
832	Other Night Markets in Taoyuan County	0	
834	Chenghuang Temple Night Market	0	
835	Other Night Markets in Hsinchu City	0	
838	Other Night Markets in Hsinchu County	0	
840	Other Night Markets in Miaoli County	0	
843	Fongjia Night Market	5	0.3%
844	Jhonghua Night Market	0	
845	Yizhong Street Night Market	0	
846	Other Night Markets in Taichung City	0	
847	Other Night Markets in Taichung County	0	
849	Other Night Market in Nantou County	0	
851	Other Night Markets in Changhua County	0	
853	Other Night Markets in Yunlin County	0	
855	Wenhua Rd. Night Market	0	

# d2l: D2. What tourist spots have you visited on this trip?spot12			
Value	Label	Cases	Percentage
856	Other Night Markets in Chiayi City	0	
858	Other Night Markets in Chiayi County	0	
860	Siaobei Night Market	0	
861	Huayuan Night Market	0	
862	Other Night Markets in Tainan City	0	
863	Other Night Markets in Tainan County	0	
865	Liuhe Night Market	18	<div></div> 1.1%
866	Sinsing Night Market	0	
867	Rueifong Night Market	0	
868	Other Night Markets in Kaohsiung City	0	
869	Other Night Markets in Kaohsiung County	0	
871	Minzu Rd. Night Market	0	
872	Other Night Markets in Pingtung County	0	
874	Luodong Night Market	0	
875	Other Night Markets in Yilan County	0	
877	Nanbin Night Market	0	
878	Ziqiang Night Market	0	
880	Other Night Markets in Taitung County	0	
883	Other Night Markets in Penghu County	0	
885	Other Night Markets in Kinmen County	0	
Sysmiss		4355	
Warning: these figures indicate the number of cases found in the data file. They cannot be interpreted as summary statistics of the population of interest.			
# d2m: D2. What tourist spots have you visited on this trip?spot13			
Information	[Type= discrete] [Format=numeric] [Range= 1-885] [Missing=*]		
Statistics [NW/ W]	[Valid=1487 /-] [Invalid=4522 /-]		
Value	Label	Cases	Percentage
1	Taipei 101	22	<div></div> 1.5%
2	National Palace Museum	17	<div></div> 1.1%
3	Chiang Kaishek Memorial Hall	27	<div></div> 1.8%
4	Xinyi Shopping Distric	4	<div></div> 0.3%
5	Xiemending	12	<div></div> 0.8%
6	Taipe Martyr's Shrine	5	<div></div> 0.3%
7	The Estern Distristic of Taipei	2	<div></div> 0.1%
8	Long Shan Temple	5	<div></div> 0.3%
9	Yangmingshan National Park	4	<div></div> 0.3%
10	Beitou	4	<div></div> 0.3%
11	Taipei main station shopping area	0	
12	Office of the President Republic of China (Taiwan)	3	<div></div> 0.2%
13	Mucha Maokong	1	<div></div> 0.1%
14	Taipei Zoo	1	<div></div> 0.1%
15	Taipei Matro Mall	0	
16	Wufenpu Fashion Area	5	<div></div> 0.3%
17	Miramar Ferris wheel	0	
18	Sun yatsen Memorail Hall	20	<div></div> 1.3%

d2m: D2. What tourist spots have you visited on this trip?spot13

Value	Label	Cases	Percentage
19	Hsing Tian Kong (Xingtian Temple)	1	0.1%
20	Guanghua 3C Mall	0	
21	Taipei Fine Art Museum	0	
22	Yuanshan	0	
23	Taipei Confucius Temple	1	0.1%
24	Chiang Kaishek's Shihlin Residence	11	0.7%
25	the Redhouse theater	0	
26	Tianmu	0	
27	Dalongdong Baoan Temple	0	
28	228 Peace Memorial Park	0	
29	SPOT Taipei Film House	0	
30	National Museum of History	0	
31	Museum of Contemporary Art, Taipei	0	
32	Jianguo Flower and Jade Market	0	
33	Taipei Children's Recreation Center	0	
34	Taipei Children's Museum of Transportation and Communication	0	
35	Taiwan Handcraft Promotion Center	0	
36	Shung Ye Museum of Formosan Aborigines	0	
37	Miniatures Museum of Taiwan	0	
38	Haujiang Waterfowl Nature Park	0	
39	Taipei zoo	0	
40	Chinese Culture and Movie Center	0	
41	Taipei Botanical Garden	0	
42	Taipei Astronomical Museum	0	
43	Lin An Tai Historical House & Museum	0	
44	Beitou Museum	0	
45	Dahu Park	0	
46	the Beitou Hot Springs Museum	0	
47	Postal Museum	0	
48	Militray Heros Hotel	0	
49	Nangang Economic and Commercial Park	0	
50	Taipei Flora Expo	11	0.7%
51	Huashan 1914 Creative Park	0	
52	?Yongkang Street	0	
65	Jou Fen	5	0.3%
66	Tamsui, Fort San Domingo, Old Street and Fishermen's Wharf	5	0.3%
67	Yehliu	14	0.9%
68	Jinguashi	0	
69	Wulai	0	
70	Yuanwangkeng Park	0	
71	Shihsanhang Museum of Archaeology	0	
72	Shenkeng Old Street	1	0.1%
73	Dharma Drum Mountain(Jinshan)	0	
74	Butian lake	0	
75	Shifen Waterfall	0	

d2m: D2. What tourist spots have you visited on this trip?spot13

Value	Label	Cases	Percentage
76	Yingge Ceramics Museum	0	
77	Pinxi	1	0.1%
78	Yingge	0	
79	Sanxia	0	
80	Ocean World	0	
81	Juming Museum	0	
82	Pinlin	0	
83	Yun hsien Resort	0	
84	Tianlu Art Center	0	
85	Sanzhi	0	
86	The Lin Family Mansion and Garden	0	
87	Fulong beach	0	
88	Linkou	0	
89	Baisha Bay	0	
90	Bitou Cape Park	0	
91	Museum Lasars	0	
92	Formosa Fun Coast	0	
93	Guanyinshan	0	
94	coastline park	0	
95	Qing Shui Zu shi temple	0	
96	Naptune park	0	
97	Green Bay	0	
98	Longdong South Ocean Park	0	
99	Temple of Eighteen Deities	0	
100	Teresa Teng Memorail Park (Yun Garden)	2	0.1%
101	Sanzhi Visitor Center and Gallery	0	
102	Qianshui Bay	0	
103	GuanDu	0	
104	Sandiaojiang Cape Lighthouse	0	
105	Jingtong	1	0.1%
110	The Northeast Coastal Scenic Area	0	
111	Bisha Fishery Harbor	0	
112	Keelung Port	0	
113	Jhongjhrng Park	0	
114	Badouzi Coastal Park	0	
115	Hoping Island Coastal Park	0	
116	Valentine Lake Park	0	
117	Ershawan Gun Emplacement	0	
118	Dawulun Gun Emplacement	0	
125	Window On China Theme Park	1	0.1%
126	Dashi	0	
127	Shihmen Reservoir	0	
128	Cihu	9	0.6%
129	Zhongli	0	
130	Chung Cheng Aviation Museum	0	

d2m: D2. What tourist spots have you visited on this trip?spot13

Value	Label	Cases	Percentage
131	Lala Mountain	0	
135	Hsinchu Science Park	0	
136	Nanliao Fishery Harbor	0	
137	Ku Chi Peak	0	
145	Leofoo Village Theme Park	0	
146	Neiwan	1	0.1%
147	Beipu	0	
148	Daba Peak	0	
149	Little DingDong Science Theme Park	0	
150	Taian hot Springs	0	
151	Hwataoyao	0	
152	Daba Peak	0	
153	Neiwan Railroad	0	
160	Sanyi Wood Sculpture Museum	1	0.1%
161	Lion's Head Mountain	0	
162	Tongxiao Beach Resort	0	
163	West Lake Resortopia	0	
164	Qiding beach resort	0	
165	Flying Cow Ranch	0	
170	National Museum of Natural Scinece	0	
171	Encore Garden	0	
172	Tungshan Amusement Park	0	
173	National Taiwan Museum of Fine Arts	0	
175	Lihpao Land(Yamay Kingdom)	0	
176	Li shan (Pear Mountain)	0	
177	Dasyueshan	0	
178	Wuling National Forest Recreation Area	0	
179	Tiehchenshan Mountain Recreation Area	0	
180	Daan Beach	0	
181	Taichung County Gaomei Wetlands Wildlife Refuge	0	
185	Sun Moon Lake	32	2.2%
186	Formosan Aboriginal Culture Village	5	0.3%
187	Cingjing Farm	3	0.2%
188	Xitou	7	0.5%
189	ChungTai Chan Monastery	36	2.4%
190	Jiji	2	0.1%
191	Puli	0	
192	Sing Ling Temple	0	
193	Yushan National Park	0	
194	Puli Distillery	2	0.1%
195	Earthquake Museum of Taiwan	2	0.1%
196	Guguan	0	
197	Hehuanshan	0	
198	Sunlinksea	0	
199	Phoenix Valley Bird Park	0	

d2m: D2. What tourist spots have you visited on this trip?spot13

Value	Label	Cases	Percentage
200	Checheng train station	0	
201	Wushe Scenic Area Recreation Area	0	
202	Shoutian Temple	0	
203	Dongpu Springs	0	
204	Aowanda National Forest Recreation Area	0	
205	Hehuanshan National Forest Recreation Area	0	
206	Lushan Hot Springs	0	
207	Guangxing Paper Factory	0	
208	Tenshing Kiln Ceramics Cultural Park	0	
209	Ita Thao Cultural Village	2	0.1%
215	Lugang Mazu Temple	7	0.5%
216	Lugang Folk Arts Museum	0	
217	Lugang Longshan Temple	1	0.1%
218	Baguashan	0	
219	Taiwan Folk Village	0	
220	Confucius Temple (Changhua)	0	
221	Lugang tranditional snacks	0	
222	Lugang Old Street	0	
225	Janfusun Fancyworld Theme Park	2	0.1%
226	Beigang Chaotien Temple	1	0.1%
227	Caoling	0	
235	Alishan	32	2.2%
236	Fenqihu	0	
237	Chiayis Farm	0	
240	Old Fort of Anping (Fort Zeelandia)	5	0.3%
241	Chihkan Tower	8	0.5%
242	Confucius Temple (Tainan)	2	0.1%
243	Koxinga Shrine (Yanping Junwang Temple)	7	0.5%
244	Anping Port National Historical Scenic Area	3	0.2%
245	Eternal Fortress	8	0.5%
246	Datianhou Temple (Tainan Grand Matsu Temple)	0	
247	Luermen Tianhou temple	0	
248	Xishu Golden Beach	0	
249	Official God of War Temple (Sacrificial Rites Martial Temple	0	
250	Wufei Temple (Five Consorts Temple)	0	
251	Sicao Dazhong Temple and Gun Emplacement	0	
252	Southern Taiwan Science Park	0	
260	Guanziling	0	
261	Qigu Birdseeing	0	
262	Wushantou Reservoir Scenic Area	0	
263	Tsengwen Reservoir Scenic Area	0	
264	Dakeng Recreation Farm	0	
270	Love River	51	3.4%
271	Xizi Bay	87	5.9%
272	Lotus Lake	12	0.8%

d2m: D2. What tourist spots have you visited on this trip?spot13

Value	Label	Cases	Percentage
273	Qijin Seaside Park	5	0.3%
274	Shou Shan(Shou Shan Zoo)	2	0.1%
275	Dragon and Tiger Pagodas	6	0.4%
276	Urban Spotlight	1	0.1%
277	Kaohsiung 85 Building	1	0.1%
278	Spring and Autumn Pavilions	1	0.1%
279	Confucius Temple (Kaohsiung)	0	
280	Kaohsiung Port	0	
281	Blue Lagoon Water Theme Park	0	
282	Kaohsiung Museum of History	1	0.1%
283	Chijin Mazu Temple	0	
284	National Science and Technology Museum	0	
285	Kaohsiung Museum of Fine Arts	0	
286	Dream Mall	2	0.1%
287	New Juejiang Shopping Area	0	
288	Gushan Ferry Station	0	
289	Central Park (Kaohsiung)	0	
290	Former British Consulate	0	
291	Teresa Teng Memorial Hall	3	0.2%
292	EDA World	1	0.1%
295	Fo Kuang Shan	9	0.6%
296	Cheng Ching Lake	4	0.3%
297	Meinong Hakka Cultural Village	2	0.1%
298	Baolai and Bulao Springs	0	
299	Maolin National Scenic Area	0	
300	Liugui Service Area	0	
301	Jiaxian	0	
302	Meishan Visitor Center	0	
303	Kaohsiung Farm	0	
304	Tengzhi National Forest Recreation Area	0	
305	Shihba Luohan Shan	0	
306	Sandimen	0	
307	Saijia Service Area (Saijia Aviation Park)	0	
315	Kenting National Park	44	3.0%
316	Eluanbi Park	150	10.1%
317	National Museum of Marine Biology and Aquarium	0	
318	Maubitou Park	214	14.4%
319	Sichongxi	1	0.1%
320	Jialeshuei Scenic Area	0	
321	Kenting Space Port	0	
322	Nanwan Beach Recreation Area	0	
323	Dapeng Bay National Scenic Area	0	
324	Kenting Sea Pool	0	
325	Liuqiu (Shiaoliuqiu)	0	
326	Sandimen	0	

d2m: D2. What tourist spots have you visited on this trip?spot13

Value	Label	Cases	Percentage
330	Jiaosi	0	
331	Tung Shan Science Area	0	
332	Taipingshan Forest Recreation Area	0	
333	Suao Cold Springs	0	
334	Wufengqi Scenic Area	0	
335	Guishan Island (Turtle Island)	0	
336	Fushan Botanical Garden	0	
337	Toucheng Recreation Farm	1	0.1%
338	Nanfangao	0	
339	Taipingshan National Forest Recreation Area	0	
340	Toucheng Sea Pool	0	
341	Chilan Forest Playground	0	
342	Caoling Historic Trail	0	
343	Wushih Harbor	0	
344	Da River (Daxi) Honeymoon Bay	0	
345	National Center for Traditional Arts	1	0.1%
350	Taroko, Tienhsiang	179	12.0%
351	Hualien Farglory Ocean Park	0	
352	Qixing Lake (Qixingtang)	11	0.7%
353	Amis Cultural Village	0	
354	Liyu (Carp) Lake	0	
355	Shin Kong Chao Feng Ranch & Resort	1	0.1%
356	Ruisui Hongye Springs	1	0.1%
357	Xiuguluan River Rafting Area	0	
358	Wenshan Springs	0	
359	The East Coast	0	
360	National DongHua University	0	
361	Hualien Seaside Park	0	
362	Whale and Dolphin Watching Tour along East Coast	0	
363	Hualien Sugar Factory	0	
364	Shitiping	6	0.4%
365	Hualien Tzuchi	1	0.1%
366	Mataian Wetland Ecological Park	0	
367	Liushidan Mountain	0	
370	Chihpen	64	4.3%
371	Sanxiantai (Terrace of the Three Immortals)	25	1.7%
372	Lyudao (Green Island)	0	
373	Baxian Cave (Baxiandong)	6	0.4%
374	Xiaoyeliu (Jialulan)	0	
375	Beinan Cultural Park	0	
376	Guanshan Water Park	0	
377	Chulu Pasture	0	
378	Taitung Veterans Farm	0	
379	Lanyu (Orchid Island)	0	
380	National Museum of Prehistory	0	

d2m: D2. What tourist spots have you visited on this trip?spot13

Value	Label	Cases	Percentage
381	Chengkong Harbor	0	
382	Water Running Up	93	6.3%
383	Dulan Mountain	0	
384	Dawu Mountain	0	
385	Penghu National Scenic Area	1	0.1%
386	Jibei Island	0	
387	Qimei Island	0	
390	Cihu (Kinmen)	0	
391	Kinmen National Park	0	
392	Taoshan	0	
393	Guniungtou War Museum	0	
394	Kinmen Folk Culture Village	0	
395	Juguang Tower	1	0.1%
396	Taiwu Mountain	0	
397	Kinmen Liquor Factory	0	
398	Wujiang River Estuary	0	
399	Sun Yat-sen Memorial Forest	1	0.1%
405	Qinbi Village	0	
406	Bishan Sightseeing Platform	0	
801	Shilin Night Market	77	5.2%
802	Huaxi Street (Snake Alley) Night Market	5	0.3%
803	Raohe Street Night Market	6	0.4%
804	Shida Night Market	3	0.2%
805	Linjiang St. Night Market	0	
806	Gongguan Night Market	3	0.2%
807	Dihua Street Night Market	0	
808	Ninxia Night Market	1	0.1%
809	Nanjichang Night Market	0	
810	Jingmei Night Market	0	
811	Other Night Markets in Taipei City	0	
815	Lehua Night Market	0	
816	Banciao Nanya Night Market	0	
817	Sinjhuang Night Market	0	
818	Jhonghe Singnan Night Market	0	
819	Other Night Markets in Taipei County	0	
825	Miaokow Night Market	6	0.4%
826	Other Night Markets in Keelung City	0	
830	Jhongli Sinmin Night Market	0	
831	Taoyuan Tourist Night Market	0	
832	Other Night Markets in Taoyuan County	0	
834	Chenghuang Temple Night Market	0	
835	Other Night Markets in Hsinchu City	0	
838	Other Night Markets in Hsinchu County	0	
840	Other Night Markets in Miaoli County	0	
843	Fongjia Night Market	9	0.6%

# d2m: D2. What tourist spots have you visited on this trip?spot13			
Value	Label	Cases	Percentage
844	Jhonghua Night Market	0	
845	Yizhong Street Night Market	0	
846	Other Night Markets in Taichung City	0	
847	Other Night Markets in Taichung County	0	
849	Other Night Market in Nantou County	0	
851	Other Night Markets in Changhua County	0	
853	Other Night Markets in Yunlin County	0	
855	Wenhua Rd. Night Market	0	
856	Other Night Markets in Chiayi City	0	
858	Other Night Markets in Chiayi County	0	
860	Siaobei Night Market	0	
861	Huayuan Night Market	1	0.1%
862	Other Night Markets in Tainan City	0	
863	Other Night Markets in Tainan County	0	
865	Liuhe Night Market	21	1.4%
866	Sinsing Night Market	0	
867	Rueifong Night Market	0	
868	Other Night Markets in Kaohsiung City	0	
869	Other Night Markets in Kaohsiung County	0	
871	Minzu Rd. Night Market	0	
872	Other Night Markets in Pingtung County	0	
874	Luodong Night Market	1	0.1%
875	Other Night Markets in Yilan County	0	
877	Nanbin Night Market	1	0.1%
878	Ziqiang Night Market	0	
880	Other Night Markets in Taitung County	0	
883	Other Night Markets in Penghu County	0	
885	Other Night Markets in Kinmen County	0	
Sysmiss		4522	
Warning: these figures indicate the number of cases found in the data file. They cannot be interpreted as summary statistics of the population of interest.			
# d2n: D2. What tourist spots have you visited on this trip?spot14			
Information	[Type= discrete] [Format=numeric] [Range= 1-885] [Missing=*]		
Statistics [NW/ W]	[Valid=1272 /-] [Invalid=4737 /-]		
Value	Label	Cases	Percentage
1	Taipei 101	17	1.3%
2	National Palace Museum	23	1.8%
3	Chiang Kaishek Memorial Hall	14	1.1%
4	Xinyi Shopping Distric	0	
5	Xiemending	8	0.6%
6	Taipe Martyr's Shrine	3	0.2%
7	The Estern Distristic of Taipei	0	
8	Long Shan Temple	1	0.1%
9	Yangmingshan National Park	8	0.6%
10	Beitou	3	0.2%

d2n: D2. What tourist spots have you visited on this trip?spot14

Value	Label	Cases	Percentage
11	Taipei main station shopping area	1	0.1%
12	Office of the President Republic of China (Taiwan)	4	0.3%
13	Mucha Maokong	0	
14	Taipei Zoo	0	
15	Taipei Matro Mall	0	
16	Wufenpu Fashion Area	8	0.6%
17	Miramar Ferris wheel	2	0.2%
18	Sun yatsen Memorail Hall	23	1.8%
19	Hsing Tian Kong (Xingtian Temple)	0	
20	Guanghua 3C Mall	0	
21	Taipei Fine Art Museum	0	
22	Yuanshan	0	
23	Taipei Confucius Temple	0	
24	Chiang Kaishek's Shihlin Residence	2	0.2%
25	the Redhouse theater	0	
26	Tianmu	0	
27	Dalongdong Baoan Temple	0	
28	228 Peace Memorial Park	0	
29	SPOT Taipei Film House	0	
30	National Museum of History	0	
31	Museum of Contemporary Art, Taipei	0	
32	Jianguo Flower and Jade Market	0	
33	Taipei Children's Recreation Center	0	
34	Taipei Children's Museum of Transportation and Communication	0	
35	Taiwan Handcraft Promotion Center	0	
36	Shung Ye Museum of Formosan Aborigines	0	
37	Miniatures Museum of Taiwan	0	
38	Haujiang Waterfowl Nature Park	0	
39	Taipei zoo	0	
40	Chinese Culture and Movie Center	0	
41	Taipei Botanical Garden	0	
42	Taipei Astronomical Museum	0	
43	Lin An Tai Historical House & Museum	0	
44	Beitou Museum	0	
45	Dahu Park	0	
46	the Beitou Hot Springs Museum	0	
47	Postal Museum	0	
48	Militray Heros Hotel	0	
49	Nangang Economic and Commercial Park	0	
50	Taipei Flora Expo	15	1.2%
51	Huashan 1914 Creative Park	0	
52	?Yongkang Street	0	
65	Jou Fen	7	0.6%
66	Tamsui, Fort San Domingo, Old Street and Fishermen's Wharf	8	0.6%
67	Yehliu	9	0.7%

d2n: D2. What tourist spots have you visited on this trip?spot14

Value	Label	Cases	Percentage
68	Jinguashi	2	0.2%
69	Wulai	0	
70	Yuanwangkeng Park	0	
71	Shihsanhang Museum of Archaeology	0	
72	Shenkeng Old Street	2	0.2%
73	Dharma Drum Mountain(Jinshan)	0	
74	Butian lake	1	0.1%
75	Shifen Waterfall	0	
76	Yingge Ceramics Museum	0	
77	Pinxi	0	
78	Yingge	0	
79	Sanxia	0	
80	Ocean World	0	
81	Juming Museum	0	
82	Pinlin	0	
83	Yun hsien Resort	0	
84	Tianlu Art Center	0	
85	Sanzhi	1	0.1%
86	The Lin Family Mansion and Garden	0	
87	Fulong beach	0	
88	Linkou	0	
89	Baisha Bay	0	
90	Bitou Cape Park	0	
91	Museum Lasars	0	
92	Formosa Fun Coast	0	
93	Guanyinshan	0	
94	coastline park	0	
95	Qing Shui Zu shi temple	0	
96	Naptune park	0	
97	Green Bay	0	
98	Longdong South Ocean Park	0	
99	Temple of Eighteen Deities	0	
100	Teresa Teng Memorail Park (Yun Garden)	0	
101	Sanzhi Visitor Center and Gallery	0	
102	Qianshui Bay	0	
103	GuanDu	0	
104	Sandiaoijiao Cape Lighthouse	0	
105	Jingtong	0	
110	The Northeast Coastal Scienic Area	0	
111	Bisha Fishery Harbor	0	
112	Keelung Port	0	
113	Jhongjhrng Park	0	
114	Badouzi Coastal Park	0	
115	Hoping Island Coastal Park	0	
116	Valentine Lake Park	0	

d2n: D2. What tourist spots have you visited on this trip?spot14

Value	Label	Cases	Percentage
117	Ershawan Gun Emplacement	0	
118	Dawulun Gun Emplacement	0	
125	Window On China Theme Park	0	
126	Dashi	0	
127	Shihmen Reservoir	0	
128	Cihu	9	0.7%
129	Zhongli	0	
130	Chung Cheng Aviation Museum	0	
131	Lala Mountain	0	
135	Hsinchu Science Park	0	
136	Nanliao Fishery Harbor	0	
137	Ku Chi Peak	0	
145	Leofoo Village Theme Park	1	0.1%
146	Neiwan	0	
147	Beipu	0	
148	Daba Peak	0	
149	Little DingDong Science Theme Park	0	
150	Taian hot Springs	0	
151	Hwataoyao	0	
152	Daba Peak	0	
153	Neiwan Railroad	0	
160	Sanyi Wood Sculpture Museum	2	0.2%
161	Lion's Head Mountain	0	
162	Tongxiao Beach Resort	0	
163	West Lake Resortopia	0	
164	Qiding beach resort	0	
165	Flying Cow Ranch	0	
170	National Museum of Natural Scinece	0	
171	Encore Garden	0	
172	Tungshan Amusement Park	0	
173	National Taiwan Museum of Fine Arts	0	
175	Lihpao Land(Yamay Kingdom)	0	
176	Li shan (Pear Mountain)	0	
177	Dasyueshan	0	
178	Wuling National Forest Recreation Area	0	
179	Tiehchenshan Mountain Recreation Area	0	
180	Daan Beach	0	
181	Taichung County Gaomei Wetlands Wildlife Refuge	0	
185	Sun Moon Lake	13	1.0%
186	Formosan Aboriginal Culture Village	3	0.2%
187	Cingjing Farm	0	
188	Xitou	6	0.5%
189	ChungTai Chan Monastery	21	1.7%
190	Jiji	0	
191	Puli	2	0.2%

d2n: D2. What tourist spots have you visited on this trip?spot14

Value	Label	Cases	Percentage
192	Sing Ling Temple	0	
193	Yushan National Park	0	
194	Puli Distillery	0	
195	Earthquake Museum of Taiwan	0	
196	Guguan	1	0.1%
197	Hehuanshan	1	0.1%
198	Sunlinksea	0	
199	Phoenix Valley Bird Park	0	
200	Checheng train station	0	
201	Wushe Scenic Area Recreation Area	0	
202	Shoutian Temple	0	
203	Dongpu Springs	0	
204	Aowanda National Forest Recreation Area	0	
205	Hehuanshan National Forest Recreation Area	0	
206	Lushan Hot Springs	1	0.1%
207	Guangxing Paper Factory	0	
208	Tenshing Kiln Ceramics Cultural Park	0	
209	Ita Thao Cultural Village	1	0.1%
215	Lugang Mazu Temple	2	0.2%
216	Lugang Folk Arts Museum	3	0.2%
217	Lugang Longshan Temple	2	0.2%
218	Baguashan	0	
219	Taiwan Folk Village	0	
220	Confucius Temple (Changhua)	0	
221	Lugang trandtional snacks	0	
222	Lugang Old Street	0	
225	Janfusun Fancyworld Theme Park	2	0.2%
226	Beigang Chaotien Temple	0	
227	Caoling	0	
235	Alishan	23	1.8%
236	Fenqihu	0	
237	Chiayis Farm	0	
240	Old Fort of Anping (Fort Zeelandia)	5	0.4%
241	Chihkan Tower	4	0.3%
242	Confucius Temple (Tainan)	6	0.5%
243	Koxinga Shrine (Yanping Junwang Temple)	6	0.5%
244	Anping Port National Historical Scenic Area	1	0.1%
245	Eternal Fortress	2	0.2%
246	Datianhou Temple (Tainan Grand Matsu Temple)	0	
247	Luermen Tianhou temple	0	
248	Xishu Golden Beach	0	
249	Official God of War Temple (Sacrificial Rites Martial Temple	0	
250	Wufei Temple (Five Consorts Temple)	0	
251	Sicao Dazhong Temple and Gun Emplacement	0	
252	Southern Taiwan Science Park	0	

d2n: D2. What tourist spots have you visited on this trip?spot14

Value	Label	Cases	Percentage
260	Guanziling	0	
261	Qigu Birdseeing	0	
262	Wushantou Reservoir Scenic Area	0	
263	Tsengwen Reservoir Scenic Area	0	
264	Dakeng Recreation Farm	0	
270	Love River	33	2.6%
271	Xizi Bay	63	5.0%
272	Lotus Lake	9	0.7%
273	Qijin Seaside Park	1	0.1%
274	Shou Shan(Shou Shan Zoo)	1	0.1%
275	Dragon and Tiger Pagodas	1	0.1%
276	Urban Spotlight	0	
277	Kaohsiung 85 Building	0	
278	Spring and Autumn Pavilions	0	
279	Confucius Temple (Kaohsiung)	0	
280	Kaohsiung Port	0	
281	Blue Lagoon Water Theme Park	0	
282	Kaohsiung Museum of History	0	
283	Chijin Mazu Temple	0	
284	National Science and Technology Museum	0	
285	Kaohsiung Museum of Fine Arts	0	
286	Dream Mall	2	0.2%
287	New Juejiang Shopping Area	1	0.1%
288	Gushan Ferry Station	0	
289	Central Park (Kaohsiung)	0	
290	Former British Consulate	1	0.1%
291	Teresa Teng Memorial Hall	0	
292	EDA World	1	0.1%
295	Fo Kuang Shan	8	0.6%
296	Cheng Ching Lake	1	0.1%
297	Meinong Hakka Cultural Village	1	0.1%
298	Baolai and Bulao Springs	0	
299	Maolin National Scenic Area	0	
300	Liugui Service Area	0	
301	Jiaxian	0	
302	Meishan Visitor Center	0	
303	Kaohsiung Farm	0	
304	Tengzhi National Forest Recreation Area	0	
305	Shihba Luohan Shan	0	
306	Sandimen	0	
307	Saijia Service Area (Saijia Aviation Park)	0	
315	Kenting National Park	36	2.8%
316	Eluanbi Park	79	6.2%
317	National Museum of Marine Biology and Aquarium	0	
318	Maubitou Park	141	11.1%

d2n: D2. What tourist spots have you visited on this trip?spot14

Value	Label	Cases	Percentage
319	Sichongxi	1	0.1%
320	Jialeshuei Scenic Area	1	0.1%
321	Kenting Space Port	0	
322	Nanwan Beach Recreation Area	3	0.2%
323	Dapeng Bay National Scenic Area	0	
324	Kenting Sea Pool	0	
325	Liuqiu (Shiaoliuqiu)	0	
326	Sandimen	0	
330	Jiaosi	5	0.4%
331	Tung Shan Science Area	0	
332	Taipingshan Forest Recreation Area	0	
333	Suao Cold Springs	0	
334	Wufengqi Scenic Area	0	
335	Guishan Island (Turtle Island)	0	
336	Fushan Botanical Garden	0	
337	Toucheng Recreation Farm	0	
338	Nanfangao	0	
339	Taipingshan National Forest Recreation Area	0	
340	Toucheng Sea Pool	0	
341	Chilan Forest Playground	0	
342	Caoling Historic Trail	0	
343	Wushih Harbor	0	
344	Da River (Daxi) Honeymoon Bay	0	
345	National Center for Traditional Arts	0	
350	Taroko, Tienhsiang	168	13.2%
351	Hualien Farglory Ocean Park	0	
352	Qixing Lake (Qixingtang)	13	1.0%
353	Amis Cultural Village	0	
354	Liyu (Carp) Lake	0	
355	Shin Kong Chao Feng Ranch & Resort	1	0.1%
356	Ruisui Hongye Springs	0	
357	Xiuguluan River Rafting Area	0	
358	Wenshan Springs	0	
359	The East Coast	0	
360	National DongHua University	0	
361	Hualien Seaside Park	0	
362	Whale and Dolphine Watching Tour along East Coast	0	
363	Hualien Sugar Factory	0	
364	Shitiping	14	1.1%
365	Hualien Tzuchi	2	0.2%
366	Mataian Wetland Ecological Park	0	
367	Liushidan Mountain	0	
370	Chihpen	79	6.2%
371	Sanxiantai (Terrace of the Three Immortals)	26	2.0%
372	Lyudao (Green Island)	1	0.1%

d2n: D2. What tourist spots have you visited on this trip?spot14

Value	Label	Cases	Percentage
373	Baxian Cave (Baxiandong)	8	0.6%
374	Xiaoyeliu (Jialulan)	0	
375	Beinan Cultural Park	0	
376	Guanshan Water Park	0	
377	Chulu Pasture	0	
378	Taitung Veterans Farm	0	
379	Lanyu (Orchid Island)	0	
380	National Museum of Prehistory	0	
381	Chengkong Harbor	0	
382	Water Running Up	130	10.2%
383	Dulan Mountain	0	
384	Dawu Mountain	0	
385	Penghu National Scenic Area	0	
386	Jibei Island	0	
387	Qimei Island	0	
390	Cihu (Kinmen)	0	
391	Kinmen National Park	0	
392	Taoshan	0	
393	Guniungtou War Museum	0	
394	Kinmen Folk Culture Village	0	
395	Juguang Tower	0	
396	Taiwu Mountain	0	
397	Kinmen Liquor Factory	0	
398	Wujiang River Estuary	0	
399	Sun Yat-sen Memorial Forest	1	0.1%
405	Qinbi Village	0	
406	Bishan Sightseeing Platform	0	
801	Shilin Night Market	106	8.3%
802	Huaxi Street (Snake Alley) Night Market	2	0.2%
803	Raohe Street Night Market	5	0.4%
804	Shida Night Market	2	0.2%
805	Linjiang St. Night Market	1	0.1%
806	Gongguan Night Market	2	0.2%
807	Dihua Street Night Market	0	
808	Ninxia Night Market	0	
809	Nanjichang Night Market	0	
810	Jingmei Night Market	0	
811	Other Night Markets in Taipei City	0	
815	Lehua Night Market	0	
816	Banciao Nanya Night Market	0	
817	Sinjhuang Night Market	0	
818	Jhonghe Singnan Night Market	0	
819	Other Night Markets in Taipei County	0	
825	Miaokow Night Market	3	0.2%
826	Other Night Markets in Keelung City	0	

# d2n: D2. What tourist spots have you visited on this trip?spot14			
Value	Label	Cases	Percentage
830	Jhongli Sinmin Night Market	0	
831	Taoyuan Tourist Night Market	0	
832	Other Night Markets in Taoyuan County	0	
834	Chenghuang Temple Night Market	0	
835	Other Night Markets in Hsinchu City	0	
838	Other Night Markets in Hsinchu County	0	
840	Other Night Markets in Miaoli County	0	
843	Fongjia Night Market	9	0.7%
844	Jhonghua Night Market	0	
845	Yizhong Street Night Market	0	
846	Other Night Markets in Taichung City	0	
847	Other Night Markets in Taichung County	0	
849	Other Night Market in Nantou County	0	
851	Other Night Markets in Changhua County	0	
853	Other Night Markets in Yunlin County	0	
855	Wenhua Rd. Night Market	0	
856	Other Night Markets in Chiayi City	0	
858	Other Night Markets in Chiayi County	0	
860	Siaobei Night Market	0	
861	Huayuan Night Market	0	
862	Other Night Markets in Tainan City	0	
863	Other Night Markets in Tainan County	0	
865	Liuhe Night Market	30	2.4%
866	Sinsing Night Market	0	
867	Rueifong Night Market	0	
868	Other Night Markets in Kaohsiung City	0	
869	Other Night Markets in Kaohsiung County	0	
871	Minzu Rd. Night Market	0	
872	Other Night Markets in Pingtung County	0	
874	Luodong Night Market	1	0.1%
875	Other Night Markets in Yilan County	0	
877	Nanbin Night Market	0	
878	Ziqiang Night Market	0	
880	Other Night Markets in Taitung County	0	
883	Other Night Markets in Penghu County	0	
885	Other Night Markets in Kinmen County	0	
Sysmiss		4737	
Warning: these figures indicate the number of cases found in the data file. They cannot be interpreted as summary statistics of the population of interest.			
# d2o: D2. What tourist spots have you visited on this trip?spot15			
Information	[Type= discrete] [Format=numeric] [Range= 1-885] [Missing=*]		
Statistics [NW/ W]	[Valid=1048 /-] [Invalid=4961 /-]		
Value	Label	Cases	Percentage
1	Taipei 101	5	0.5%
2	National Palace Museum	17	1.6%

d2o: D2. What tourist spots have you visited on this trip?spot15

Value	Label	Cases	Percentage
3	Chiang Kaishek Memorial Hall	15	1.4%
4	Xinyi Shopping Distric	1	0.1%
5	Xiemending	9	0.9%
6	Taipe Martyr's Shrine	6	0.6%
7	The Estern Distristic of Taipei	0	
8	Long Shan Temple	2	0.2%
9	Yangmingshan National Park	1	0.1%
10	Beitou	2	0.2%
11	Taipei main station shopping area	0	
12	Office of the President Republic of China (Taiwan)	2	0.2%
13	Mucha Maokong	1	0.1%
14	Taipei Zoo	0	
15	Taipei Matro Mall	0	
16	Wufenpu Fashion Area	3	0.3%
17	Miramar Ferris wheel	0	
18	Sun yatsen Memorail Hall	10	1.0%
19	Hsing Tian Kong (Xingtian Temple)	0	
20	Guanghua 3C Mall	0	
21	Taipei Fine Art Museum	0	
22	Yuanshan	0	
23	Taipei Confucius Temple	0	
24	Chiang Kaishek's Shihlin Residence	11	1.0%
25	the Redhouse theater	0	
26	Tianmu	0	
27	Dalongdong Baoan Temple	0	
28	228 Peace Memorial Park	0	
29	SPOT Taipei Film House	0	
30	National Museum of History	0	
31	Museum of Contemporary Art, Taipei	0	
32	Jianguo Flower and Jade Market	0	
33	Taipei Children's Recreation Center	0	
34	Taipei Children's Museum of Transportation and Communication	0	
35	Taiwan Handcraft Promotion Center	0	
36	Shung Ye Museum of Formosan Aborigines	0	
37	Miniatures Museum of Taiwan	0	
38	Haujiang Waterfowl Nature Park	0	
39	Taipei zoo	0	
40	Chinese Culture and Movie Center	0	
41	Taipei Botanical Garden	0	
42	Taipei Astronomical Museum	0	
43	Lin An Tai Historical House & Museum	0	
44	Beitou Museum	0	
45	Dahu Park	0	
46	the Beitou Hot Springs Museum	0	
47	Postal Museum	0	

d2o: D2. What tourist spots have you visited on this trip?spot15

Value	Label	Cases	Percentage
48	Militray Heros Hotel	0	
49	Nangang Economic and Commercial Park	0	
50	Taipei Flora Expo	15	1.4%
51	Huashan 1914 Creative Park	0	
52	?Yongkang Street	0	
65	Jou Fen	1	0.1%
66	Tamsui, Fort San Domingo, Old Street and Fishermen's Wharf	4	0.4%
67	Yehliu	5	0.5%
68	Jinguashi	1	0.1%
69	Wulai	0	
70	Yuanwangkeng Park	0	
71	Shihsanhang Museum of Archaeology	0	
72	Shenkeng Old Street	2	0.2%
73	Dharma Drum Mountain(Jinshan)	0	
74	Butian lake	0	
75	Shifen Waterfall	0	
76	Yingge Ceramics Museum	0	
77	Pinxi	0	
78	Yingge	0	
79	Sanxia	0	
80	Ocean World	0	
81	Juming Museum	0	
82	Pinlin	0	
83	Yun hsien Resort	0	
84	Tianlu Art Center	0	
85	Sanzhi	0	
86	The Lin Family Mansion and Garden	0	
87	Fulong beach	0	
88	Linkou	0	
89	Baisha Bay	0	
90	Bitou Cape Park	0	
91	Museum Lasars	0	
92	Formosa Fun Coast	0	
93	Guanyinshan	0	
94	coastline park	0	
95	Qing Shui Zu shi temple	0	
96	Naptune park	0	
97	Green Bay	0	
98	Longdong South Ocean Park	0	
99	Temple of Eighteen Deities	0	
100	Teresa Teng Memorail Park (Yun Garden)	0	
101	Sanzhi Visitor Center and Gallery	0	
102	Qianshui Bay	0	
103	GuanDu	0	
104	Sandiaoiao Cape Lighthouse	0	

d2o: D2. What tourist spots have you visited on this trip?spot15

Value	Label	Cases	Percentage
105	Jingtong	0	
110	The Northeast Coastal Scenic Area	0	
111	Bisha Fishery Harbor	0	
112	Keelung Port	0	
113	Jhongjhrng Park	0	
114	Badouzi Coastal Park	0	
115	Hoping Island Coastal Park	0	
116	Valentine Lake Park	0	
117	Ershawan Gun Emplacement	0	
118	Dawulun Gun Emplacement	0	
125	Window On China Theme Park	1	0.1%
126	Dashi	0	
127	Shihmen Reservoir	3	0.3%
128	Cihu	8	0.8%
129	Zhongli	0	
130	Chung Cheng Aviation Museum	0	
131	Lala Mountain	0	
135	Hsinchu Science Park	0	
136	Nanliao Fishery Harbor	0	
137	Ku Chi Peak	0	
145	Leofoo Village Theme Park	0	
146	Neiwan	0	
147	Beipu	0	
148	Daba Peak	0	
149	Little DingDong Science Theme Park	0	
150	Taian hot Springs	0	
151	Hwataoyao	0	
152	Daba Peak	0	
153	Neiwan Railroad	0	
160	Sanyi Wood Sculpture Museum	0	
161	Lion's Head Mountain	0	
162	Tongxiao Beach Resort	0	
163	West Lake Resortopia	0	
164	Qiding beach resort	0	
165	Flying Cow Ranch	0	
170	National Museum of Natural Scinece	0	
171	Encore Garden	0	
172	Tungshan Amusement Park	0	
173	National Taiwan Museum of Fine Arts	0	
175	Lihpao Land(Yamay Kingdom)	0	
176	Li shan (Pear Mountain)	0	
177	Dasyueshan	0	
178	Wuling National Forest Recreation Area	0	
179	Tiehchenshan Mountain Recreation Area	0	
180	Daan Beach	0	

d2o: D2. What tourist spots have you visited on this trip?spot15

Value	Label	Cases	Percentage
181	Taichung County Gaomei Wetlands Wildlife Refuge	0	
185	Sun Moon Lake	18	1.7%
186	Formosan Aboriginal Culture Village	5	0.5%
187	Cingjing Farm	0	
188	Xitou	0	
189	ChungTai Chan Monastery	11	1.0%
190	Jiji	0	
191	Puli	0	
192	Sing Ling Temple	0	
193	Yushan National Park	0	
194	Puli Distillery	0	
195	Earthquake Museum of Taiwan	0	
196	Guguan	0	
197	Hehuanshan	0	
198	Sunlinksea	0	
199	Phoenix Valley Bird Park	0	
200	Checheng train station	0	
201	Wushe Scenic Area Recreation Area	0	
202	Shoutian Temple	0	
203	Dongpu Springs	0	
204	Aowanda National Forest Recreation Area	0	
205	Hehuanshan National Forest Recreation Area	0	
206	Lushan Hot Springs	0	
207	Guangxing Paper Factory	0	
208	Tenshing Kiln Ceramics Cultural Park	0	
209	Ita Thao Cultural Village	1	0.1%
215	Lugang Mazu Temple	2	0.2%
216	Lugang Folk Arts Museum	0	
217	Lugang Longshan Temple	4	0.4%
218	Baguashan	0	
219	Taiwan Folk Village	1	0.1%
220	Confucius Temple (Changhua)	0	
221	Lugang trandtional snacks	0	
222	Lugang Old Street	0	
225	Janfusun Fancyworld Theme Park	0	
226	Beigang Chaotien Temple	0	
227	Caoling	0	
235	Alishan	15	1.4%
236	Fenqihu	0	
237	Chiayis Farm	0	
240	Old Fort of Anping (Fort Zeelandia)	1	0.1%
241	Chihkan Tower	5	0.5%
242	Confucius Temple (Tainan)	1	0.1%
243	Koxinga Shrine (Yanping Junwang Temple)	0	
244	Anping Port National Historical Scenic Area	0	

d2o: D2. What tourist spots have you visited on this trip?spot15

Value	Label	Cases	Percentage
245	Eternal Fortress	1	0.1%
246	Datianhou Temple (Tainan Grand Matsu Temple)	1	0.1%
247	Luermen Tianhou temple	0	
248	Xishu Golden Beach	0	
249	Official God of War Temple (Sacrificial Rites Martial Temple	0	
250	Wufei Temple (Five Consorts Temple)	0	
251	Sicao Dazhong Temple and Gun Emplacement	0	
252	Southern Taiwan Science Park	0	
260	Guanziling	0	
261	Qigu Birdseeing	1	0.1%
262	Wushantou Reservoir Scenic Area	0	
263	Tsengwen Reservoir Scenic Area	0	
264	Dakeng Recreation Farm	0	
270	Love River	28	2.7%
271	Xizi Bay	31	3.0%
272	Lotus Lake	6	0.6%
273	Qijin Seaside Park	3	0.3%
274	Shou Shan(Shou Shan Zoo)	0	
275	Dragon and Tiger Pagodas	1	0.1%
276	Urban Spotlight	0	
277	Kaohsiung 85 Building	0	
278	Spring and Autumn Pavilions	0	
279	Confucius Temple (Kaohsiung)	0	
280	Kaohsiung Port	0	
281	Blue Lagoon Water Theme Park	0	
282	Kaohsiung Museum of History	0	
283	Chijin Mazu Temple	0	
284	National Science and Technology Museum	0	
285	Kaohsiung Museum of Fine Arts	0	
286	Dream Mall	1	0.1%
287	New Juejiang Shopping Area	0	
288	Gushan Ferry Station	0	
289	Central Park (Kaohsiung)	0	
290	Former British Consulate	1	0.1%
291	Teresa Teng Memorial Hall	7	0.7%
292	EDA World	0	
295	Fo Kuang Shan	3	0.3%
296	Cheng Ching Lake	0	
297	Meinong Hakka Cultural Village	0	
298	Baolai and Bulao Springs	0	
299	Maolin National Scenic Area	0	
300	Liugui Service Area	0	
301	Jiaxian	0	
302	Meishan Visitor Center	0	
303	Kaohsiung Farm	0	

d2o: D2. What tourist spots have you visited on this trip?spot15

Value	Label	Cases	Percentage
304	Tengzhi National Forest Recreation Area	0	
305	Shihba Luohan Shan	0	
306	Sandimen	0	
307	Saijia Service Area (Saijia Aviation Park)	0	
315	Kenting National Park	20	1.9%
316	Eluanbi Park	39	3.7%
317	National Museum of Marine Biology and Aquarium	0	
318	Maubitou Park	74	7.1%
319	Sichongxi	0	
320	Jialeshuei Scenic Area	0	
321	Kenting Space Port	0	
322	Nanwan Beach Recreation Area	0	
323	Dapeng Bay National Scenic Area	0	
324	Kenting Sea Pool	0	
325	Liuqiu (Shiaoliuqiu)	0	
326	Sandimen	0	
330	Jiaosi	2	0.2%
331	Tung Shan Science Area	0	
332	Taipingshan Forest Recreation Area	0	
333	Suao Cold Springs	1	0.1%
334	Wufengqi Scenic Area	0	
335	Guishan Island (Turtle Island)	1	0.1%
336	Fushan Botanical Garden	0	
337	Toucheng Recreation Farm	0	
338	Nanfangao	0	
339	Taipingshan National Forest Recreation Area	0	
340	Toucheng Sea Pool	0	
341	Chilan Forest Playground	0	
342	Caoling Historic Trail	0	
343	Wushih Harbor	0	
344	Da River (Daxi) Honeymoon Bay	0	
345	National Center for Traditional Arts	0	
350	Taroko, Tienhsiang	145	13.8%
351	Hualien Farglory Ocean Park	0	
352	Qixing Lake (Qixingtian)	19	1.8%
353	Amis Cultural Village	0	
354	Liyu (Carp) Lake	0	
355	Shin Kong Chao Feng Ranch & Resort	0	
356	Ruisui Hongye Springs	0	
357	Xiuguluan River Rafting Area	0	
358	Wenshan Springs	0	
359	The East Coast	0	
360	National DongHua University	0	
361	Hualien Seaside Park	0	
362	Whale and Dolphine Watching Tour along East Coast	0	

d2o: D2. What tourist spots have you visited on this trip?spot15

Value	Label	Cases	Percentage
363	Hualien Sugar Factory	0	
364	Shitiping	18	1.7%
365	Hualien Tzuchi	0	
366	Mataian Wetland Ecological Park	0	
367	Liushidan Mountain	0	
370	Chihpen	74	7.1%
371	Sanxiantai (Terrace of the Three Immortals)	41	3.9%
372	Lyudao (Green Island)	0	
373	Baxian Cave (Baxiandong)	16	1.5%
374	Xiaoyeliu (Jialulan)	0	
375	Beinan Cultural Park	0	
376	Guanshan Water Park	0	
377	Chulu Pasture	0	
378	Taitung Veterans Farm	0	
379	Lanyu (Orchid Island)	0	
380	National Museum of Prehistory	0	
381	Chengkong Harbor	0	
382	Water Running Up	95	9.1%
383	Dulan Mountain	0	
384	Dawu Mountain	0	
385	Penghu National Scenic Area	0	
386	Jibei Island	0	
387	Qimei Island	0	
390	Cihu (Kinmen)	0	
391	Kinmen National Park	0	
392	Taoshan	0	
393	Guniungtou War Museum	0	
394	Kinmen Folk Culture Village	0	
395	Juguang Tower	0	
396	Taiwu Mountain	0	
397	Kinmen Liquor Factory	0	
398	Wujiang River Estuary	0	
399	Sun Yat-sen Memorial Forest	0	
405	Qinbi Village	0	
406	Bishan Sightseeing Platform	0	
801	Shilin Night Market	165	15.7%
802	Huaxi Street (Snake Alley) Night Market	1	0.1%
803	Raohe Street Night Market	2	0.2%
804	Shida Night Market	0	
805	Linjiang St. Night Market	0	
806	Gongguan Night Market	0	
807	Dihua Street Night Market	1	0.1%
808	Ninxia Night Market	0	
809	Nanjichang Night Market	0	
810	Jingmei Night Market	0	

d2o: D2. What tourist spots have you visited on this trip?spot15

Value	Label	Cases	Percentage
811	Other Night Markets in Taipei City	0	
815	Lehua Night Market	1	0.1%
816	Banciao Nanya Night Market	0	
817	Sinjhuang Night Market	0	
818	Jhonghe Singnan Night Market	0	
819	Other Night Markets in Taipei County	1	0.1%
825	Miaokow Night Market	2	0.2%
826	Other Night Markets in Keelung City	0	
830	Jhongli Sinmin Night Market	0	
831	Taoyuan Tourist Night Market	0	
832	Other Night Markets in Taoyuan County	0	
834	Chenghuang Temple Night Market	0	
835	Other Night Markets in Hsinchu City	0	
838	Other Night Markets in Hsinchu County	0	
840	Other Night Markets in Miaoli County	0	
843	Fongjia Night Market	7	0.7%
844	Jhonghua Night Market	0	
845	Yizhong Street Night Market	0	
846	Other Night Markets in Taichung City	0	
847	Other Night Markets in Taichung County	0	
849	Other Night Market in Nantou County	0	
851	Other Night Markets in Changhua County	0	
853	Other Night Markets in Yunlin County	0	
855	Wenhua Rd. Night Market	0	
856	Other Night Markets in Chiayi City	0	
858	Other Night Markets in Chiayi County	0	
860	Siaobei Night Market	0	
861	Huayuan Night Market	4	0.4%
862	Other Night Markets in Tainan City	0	
863	Other Night Markets in Tainan County	0	
865	Liuhe Night Market	46	4.4%
866	Sinsing Night Market	0	
867	Rueifong Night Market	0	
868	Other Night Markets in Kaohsiung City	0	
869	Other Night Markets in Kaohsiung County	0	
871	Minzu Rd. Night Market	0	
872	Other Night Markets in Pingtung County	0	
874	Luodong Night Market	0	
875	Other Night Markets in Yilan County	0	
877	Nanbin Night Market	0	
878	Ziqiang Night Market	0	
880	Other Night Markets in Taitung County	0	
883	Other Night Markets in Penghu County	0	
885	Other Night Markets in Kinmen County	0	
Sysmiss		4961	

# d2o: D2. What tourist spots have you visited on this trip?spot15			
Warning: these figures indicate the number of cases found in the data file. They cannot be interpreted as summary statistics of the population of interest.			
# d2_1: D2. What tourist spots have you visited on this trip?1. Your favorite tourist spot			
Information		[Type= discrete] [Format=numeric] [Range= 1-885] [Missing=*]	
Statistics [NW/ W]		[Valid=5041 /-] [Invalid=968 /-]	
Value	Label	Cases	Percentage
1	Taipei 101	391	<div></div> 7.8%
2	National Palace Museum	565	<div></div> 11.2%
3	Chiang Kaishek Memorial Hall	86	<div></div> 1.7%
4	Xinyi Shopping Distric	19	<div></div> 0.4%
5	Xiemending	152	<div></div> 3.0%
6	Taipe Martyr's Shrine	33	<div></div> 0.7%
7	The Estern Distristic of Taipei	18	<div></div> 0.4%
8	Long Shan Temple	120	<div></div> 2.4%
9	Yangmingshan National Park	33	<div></div> 0.7%
10	Beitou	61	<div></div> 1.2%
11	Taipei main station shopping area	3	<div></div> 0.1%
12	Office of the President Republic of China (Taiwan)	7	<div></div> 0.1%
13	Mucha Maokong	33	<div></div> 0.7%
14	Taipei Zoo	17	<div></div> 0.3%
15	Taipei Matro Mall	6	<div></div> 0.1%
16	Wufenpu Fashion Area	25	<div></div> 0.5%
17	Miramar Ferris wheel	2	<div></div> 0.0%
18	Sun yatsen Memorail Hall	17	<div></div> 0.3%
19	Hsing Tian Kong (Xingtian Temple)	7	<div></div> 0.1%
20	Guanghua 3C Mall	3	<div></div> 0.1%
21	Taipei Fine Art Museum	1	<div></div> 0.0%
22	Yuanshan	10	<div></div> 0.2%
23	Taipei Confucius Temple	4	<div></div> 0.1%
24	Chiang Kaishek's Shihlin Residence	20	<div></div> 0.4%
25	the Redhouse theater	1	<div></div> 0.0%
26	Tianmu	0	
27	Dalongdong Baoan Temple	0	
28	228 Peace Memorial Park	1	<div></div> 0.0%
29	SPOT Taipei Film House	1	<div></div> 0.0%
30	National Museum of History	1	<div></div> 0.0%
31	Museum of Contemporary Art, Taipei	1	<div></div> 0.0%
32	Jianguo Flower and Jade Market	0	
33	Taipei Children's Recreation Center	1	<div></div> 0.0%
34	Taipei Children's Museum of Transportation and Communication	0	
35	Taiwan Handcraft Promotion Center	0	
36	Shung Ye Museum of Formosan Aborigines	1	<div></div> 0.0%
37	Miniatures Museum of Taiwan	1	<div></div> 0.0%
38	Haujiang Waterfowl Nature Park	0	
39	Taipei zoo	0	
40	Chinese Culture and Movie Center	0	

d2_1: D2. What tourist spots have you visited on this trip?1. Your favorite tourist spot

Value	Label	Cases	Percentage
41	Taipei Botanical Garden	1	0.0%
42	Taipei Astronomical Museum	0	
43	Lin An Tai Historical House & Museum	0	
44	Beitou Museum	0	
45	Dahu Park	0	
46	the Beitou Hot Springs Museum	0	
47	Postal Museum	0	
48	Militray Heros Hotel	0	
49	Nangang Economic and Commercial Park	1	0.0%
50	Taipei Flora Expo	52	1.0%
51	Huashan 1914 Creative Park	2	0.0%
52	?Yongkang Street	10	0.2%
65	Jou Fen	427	8.5%
66	Tamsui, Fort San Domingo, Old Street and Fishermen's Wharf	149	3.0%
67	Yehliu	326	6.5%
68	Jinguashi	4	0.1%
69	Wulai	41	0.8%
70	Yuanwangkeng Park	0	
71	Shihsanhang Museum of Archaeology	0	
72	Shenkeng Old Street	4	0.1%
73	Dharma Drum Mountain(Jinshan)	9	0.2%
74	Butian lake	5	0.1%
75	Shifen Waterfall	47	0.9%
76	Yingge Ceramics Museum	0	
77	Pinxi	16	0.3%
78	Yingge	1	0.0%
79	Sanxia	2	0.0%
80	Ocean World	0	
81	Juming Museum	2	0.0%
82	Pinlin	1	0.0%
83	Yun hsien Resort	0	
84	Tianlu Art Center	0	
85	Sanzhi	0	
86	The Lin Family Mansion and Garden	0	
87	Fulong beach	2	0.0%
88	Linkou	0	
89	Baisha Bay	0	
90	Bitou Cape Park	0	
91	Museum Lasars	0	
92	Formosa Fun Coast	2	0.0%
93	Guanyinshan	0	
94	coastline park	0	
95	Qing Shui Zu shi temple	0	
96	Naptune park	0	
97	Green Bay	0	

d2_1: D2. What tourist spots have you visited on this trip?1. Your favorite tourist spot

Value	Label	Cases	Percentage
98	Longdong South Ocean Park	0	
99	Temple of Eighteen Deities	0	
100	Teresa Teng Memorail Park (Yun Garden)	1	0.0%
101	Sanzhi Visitor Center and Gallery	0	
102	Qianshui Bay	0	
103	GuanDu	1	0.0%
104	SandiaoJiao Cape Lighthouse	1	0.0%
105	Jingtong	1	0.0%
110	The Northeast Coastal Scienic Area	4	0.1%
111	Bisha Fishery Harbor	0	
112	Keelung Port	0	
113	Jhongjhrng Park	0	
114	Badouzi Coastal Park	0	
115	Hoping Island Coastal Park	0	
116	Valentine Lake Park	0	
117	Ershawan Gun Emplacement	0	
118	Dawulun Gun Emplacemnt	0	
125	Window On China Theme Park	4	0.1%
126	Dashi	3	0.1%
127	Shihmen Reservoir	1	0.0%
128	Cihu	4	0.1%
129	Zhongli	0	
130	Chung Cheng Aviation Museum	0	
131	Lala Mountain	2	0.0%
135	Hsinchu Science Park	0	
136	Nanliao Fishery Harbor	0	
137	Ku Chi Peak	0	
145	Leofoo Village Theme Park	9	0.2%
146	Neiwan	1	0.0%
147	Beipu	0	
148	Daba Peak	0	
149	Little DingDong Science Theme Park	0	
150	Taian hot Springs	0	
151	Hwataoyao	0	
152	Daba Peak	0	
153	Neiwan Railroad	0	
160	Sanyi Wood Sculpture Museum	1	0.0%
161	Lion's Head Mountain	0	
162	Tongxiao Beach Resort	1	0.0%
163	West Lake Resortopia	0	
164	Qiding beach resort	0	
165	Flying Cow Ranch	2	0.0%
166		2	0.0%
170	National Museum of Natural Scinece	1	0.0%
171	Encore Garden	0	

d2_1: D2. What tourist spots have you visited on this trip?1. Your favorite tourist spot

Value	Label	Cases	Percentage
172	Tungshan Amusement Park	0	
173	National Taiwan Museum of Fine Arts	1	0.0%
174		1	0.0%
175	Lihpao Land(Yamay Kingdom)	1	0.0%
176	Li shan (Pear Mountain)	0	
177	Dasyueshan	0	
178	Wuling National Forest Recreation Area	0	
179	Tiehchenshan Mountain Recreation Area	0	
180	Daan Beach	0	
181	Taichung County Gaomei Wetlands Wildlife Refuge	1	0.0%
185	Sun Moon Lake	499	9.9%
186	Formosan Aboriginal Culture Village	9	0.2%
187	Cingjing Farm	47	0.9%
188	Xitou	13	0.3%
189	ChungTai Chan Monastery	18	0.4%
190	Jiji	1	0.0%
191	Puli	2	0.0%
192	Sing Ling Temple	0	
193	Yushan National Park	2	0.0%
194	Puli Distillery	1	0.0%
195	Earthquake Museum of Taiwan	1	0.0%
196	Guguan	1	0.0%
197	Hehuanshan	6	0.1%
198	Sunlinksea	0	
199	Phoenix Valley Bird Park	0	
200	Checheng train station	0	
201	Wushe Scenic Area Recreation Area	0	
202	Shoutian Temple	0	
203	Dongpu Springs	0	
204	Aowanda National Forest Recreation Area	0	
205	Hehuanshan National Forest Recreation Area	0	
206	Lushan Hot Springs	1	0.0%
207	Guangxing Paper Factory	1	0.0%
208	Tenshing Kiln Ceramics Cultural Park	0	
209	Ita Thao Cultural Village	0	
215	Lugang Mazu Temple	3	0.1%
216	Lugang Folk Arts Museum	0	
217	Lugang Longshan Temple	0	
218	Baguashan	2	0.0%
219	Taiwan Folk Village	0	
220	Confucius Temple (Changhua)	0	
221	Lugang trandtional snacks	0	
222	Lugang Old Street	0	
225	Janfusun Fancyworld Theme Park	1	0.0%
226	Beigang Chaotien Temple	0	

d2_1: D2. What tourist spots have you visited on this trip?1. Your favorite tourist spot

Value	Label	Cases	Percentage
227	Caoling	0	
235	Alishan	307	6.1%
236	Fenqihu	0	
237	Chiayis Farm	0	
240	Old Fort of Anping (Fort Zeelandia)	6	0.1%
241	Chihkan Tower	8	0.2%
242	Confucius Temple (Tainan)	6	0.1%
243	Koxinga Shrine (Yanping Junwang Temple)	1	0.0%
244	Anping Port National Historical Scenic Area	2	0.0%
245	Eternal Fortress	0	
246	Datianhou Temple (Tainan Grand Matsu Temple)	2	0.0%
247	Luermen Tianhou temple	0	
248	Xishu Golden Beach	0	
249	Official God of War Temple (Sacrificial Rites Martial Temple	0	
250	Wufei Temple (Five Consorts Temple)	0	
251	Sicao Dazhong Temple and Gun Emplacement	0	
252	Southern Taiwan Science Park	0	
260	Guanziling	2	0.0%
261	Qigu Birdseeing	1	0.0%
262	Wushantou Reservoir Scenic Area	0	
263	Tsengwen Reservoir Scenic Area	0	
264	Dakeng Recreation Farm	0	
270	Love River	15	0.3%
271	Xizi Bay	12	0.2%
272	Lotus Lake	21	0.4%
273	Qijin Seaside Park	11	0.2%
274	Shou Shan(Shou Shan Zoo)	5	0.1%
275	Dragon and Tiger Pagodas	6	0.1%
276	Urban Spotlight	0	
277	Kaohsiung 85 Building	4	0.1%
278	Spring and Autumn Pavilions	0	
279	Confucius Temple (Kaohsiung)	1	0.0%
280	Kaohsiung Port	1	0.0%
281	Blue Lagoon Water Theme Park	0	
282	Kaohsiung Museum of History	0	
283	Chijin Mazu Temple	0	
284	National Science and Technology Museum	0	
285	Kaohsiung Museum of Fine Arts	0	
286	Dream Mall	13	0.3%
287	New Juejiang Shopping Area	1	0.0%
288	Gushan Ferry Station	0	
289	Central Park (Kaohsiung)	0	
290	Former British Consulate	0	
291	Teresa Teng Memorial Hall	2	0.0%
292	EDA World	5	0.1%

d2_1: D2. What tourist spots have you visited on this trip?1. Your favorite tourist spot

Value	Label	Cases	Percentage
295	Fo Kuang Shan	21	0.4%
296	Cheng Ching Lake	2	0.0%
297	Meinong Hakka Cultural Village	3	0.1%
298	Baolai and Bulao Springs	1	0.0%
299	Maolin National Scenic Area	2	0.0%
300	Liugui Service Area	0	
301	Jiaxian	0	
302	Meishan Visitor Center	0	
303	Kaohsiung Farm	0	
304	Tengzhi National Forest Recreation Area	0	
305	Shihba Luohan Shan	0	
306	Sandimen	0	
307	Saijia Service Area (Saijia Aviation Park)	0	
315	Kenting National Park	49	1.0%
316	Eluanbi Park	26	0.5%
317	National Museum of Marine Biology and Aquarium	3	0.1%
318	Maubitou Park	52	1.0%
319	Sichongxi	1	0.0%
320	Jialeshuei Scenic Area	1	0.0%
321	Kenting Space Port	0	
322	Nanwan Beach Recreation Area	12	0.2%
323	Dapeng Bay National Scenic Area	0	
324	Kenting Sea Pool	2	0.0%
325	Liuqiu (Shiaoliuqiu)	3	0.1%
326	Sandimen	0	
330	Jiaosi	24	0.5%
331	Tung Shan Science Area	3	0.1%
332	Taipingshan Forest Recreation Area	1	0.0%
333	Suao Cold Springs	2	0.0%
334	Wufengqi Scenic Area	0	
335	Guishan Island (Turtle Island)	1	0.0%
336	Fushan Botanical Garden	0	
337	Toucheng Recreation Farm	3	0.1%
338	Nanfangao	0	
339	Taipingshan National Forest Recreation Area	0	
340	Toucheng Sea Pool	1	0.0%
341	Chilan Forest Playground	1	0.0%
342	Caoling Historic Trail	0	
343	Wushih Harbor	1	0.0%
344	Da River (Daxi) Honeymoon Bay	0	
345	National Center for Traditional Arts	3	0.1%
350	Taroko, Tienhsiang	451	8.9%
351	Hualien Farglory Ocean Park	3	0.1%
352	Qixing Lake (Qixingtian)	7	0.1%
353	Amis Cultural Village	2	0.0%

d2_1: D2. What tourist spots have you visited on this trip?1. Your favorite tourist spot

Value	Label	Cases	Percentage
354	Liyu (Carp) Lake	0	
355	Shin Kong Chao Feng Ranch & Resort	1	0.0%
356	Ruisui Hongye Springs	1	0.0%
357	Xiuguluan River Rafting Area	3	0.1%
358	Wenshan Springs	0	
359	The East Coast	0	
360	National DongHua University	0	
361	Hualien Seaside Park	0	
362	Whale and Dolphine Watching Tour along East Coast	0	
363	Hualien Sugar Factory	0	
364	Shitiping	3	0.1%
365	Hualien Tzuchi	1	0.0%
366	Mataian Wetland Ecological Park	0	
367	Liushidan Mountain	1	0.0%
370	Chihpen	9	0.2%
371	Sanxiantai (Terrace of the Three Immortals)	6	0.1%
372	Lyudao (Green Island)	8	0.2%
373	Baxian Cave (Baxiandong)	1	0.0%
374	Xiaoyeliu (Jialulan)	1	0.0%
375	Beinan Cultural Park	0	
376	Guanshan Water Park	0	
377	Chulu Pasture	0	
378	Taitung Veterans Farm	0	
379	Lanyu (Orchid Island)	0	
380	National Museum of Prehistory	0	
381	Chengkong Harbor	0	
382	Water Running Up	1	0.0%
383	Dulan Mountain	1	0.0%
384	Dawu Mountain	0	
385	Penghu National Scenic Area	0	
386	Jibei Island	0	
387	Qimei Island	0	
390	Cihu (Kinmen)	0	
391	Kinmen National Park	1	0.0%
392	Taoshan	0	
393	Guniungtou War Museum	0	
394	Kinmen Folk Culture Village	0	
395	Juguang Tower	0	
396	Taiwu Mountain	0	
397	Kinmen Liquor Factory	0	
398	Wujiang River Estuary	0	
399	Sun Yat-sen Memorial Forest	0	
405	Qinbi Village	0	
406	Bishan Sightseeing Platform	0	
801	Shilin Night Market	254	5.0%

d2_1: D2. What tourist spots have you visited on this trip?1. Your favorite tourist spot

Value	Label	Cases	Percentage
802	Huaxi Street (Snake Alley) Night Market	13	0.3%
803	Raohe Street Night Market	27	0.5%
804	Shida Night Market	34	0.7%
805	Linjiang St. Night Market	3	0.1%
806	Gongguan Night Market	5	0.1%
807	Dihua Street Night Market	7	0.1%
808	Ninxia Night Market	12	0.2%
809	Nanjichang Night Market	1	0.0%
810	Jingmei Night Market	0	
811	Other Night Markets in Taipei City	1	0.0%
815	Lehua Night Market	0	
816	Banciao Nanya Night Market	0	
817	Sinjhuang Night Market	0	
818	Jhonghe Singnan Night Market	0	
819	Other Night Markets in Taipei County	2	0.0%
825	Miaokow Night Market	7	0.1%
826	Other Night Markets in Keelung City	0	
830	Jhongli Sinmin Night Market	2	0.0%
831	Taoyuan Tourist Night Market	3	0.1%
832	Other Night Markets in Taoyuan County	0	
834	Chenghuang Temple Night Market	10	0.2%
835	Other Night Markets in Hsinchu City	0	
838	Other Night Markets in Hsinchu County	0	
840	Other Night Markets in Miaoli County	0	
843	Fongjia Night Market	38	0.8%
844	Jhonghua Night Market	0	
845	Yizhong Street Night Market	1	0.0%
846	Other Night Markets in Taichung City	0	
847	Other Night Markets in Taichung County	0	
849	Other Night Market in Nantou County	0	
851	Other Night Markets in Changhua County	0	
853	Other Night Markets in Yunlin County	0	
855	Wenhua Rd. Night Market	0	
856	Other Night Markets in Chiayi City	0	
858	Other Night Markets in Chiayi County	0	
860	Siaobei Night Market	0	
861	Huayuan Night Market	16	0.3%
862	Other Night Markets in Tainan City	1	0.0%
863	Other Night Markets in Tainan County	1	0.0%
865	Liuhe Night Market	47	0.9%
866	Sinsing Night Market	0	
867	Rueifong Night Market	6	0.1%
868	Other Night Markets in Kaohsiung City	0	
869	Other Night Markets in Kaohsiung County	0	
871	Minzu Rd. Night Market	0	

# d2_1: D2. What tourist spots have you visited on this trip?1. Your favorite tourist spot			
Value	Label	Cases	Percentage
872	Other Night Markets in Pingtung County	0	
874	Luodong Night Market	2	0.0%
875	Other Night Markets in Yilan County	0	
877	Nanbin Night Market	0	
878	Ziqiang Night Market	1	0.0%
880	Other Night Markets in Taitung County	0	
883	Other Night Markets in Penghu County	0	
885	Other Night Markets in Kinmen County	0	
Sysmiss		968	
Warning: these figures indicate the number of cases found in the data file. They cannot be interpreted as summary statistics of the population of interest.			
# d2_2: D2. What tourist spots have you visited on this trip?2. Your least favorite tourist spot			
Information	[Type= discrete] [Format=numeric] [Range= 1-885] [Missing=*]		
Statistics [NW/ W]	[Valid=401 /-] [Invalid=5608 /-]		
Value	Label	Cases	Percentage
1	Taipei 101	32	8.0%
2	National Palace Museum	23	5.7%
3	Chiang Kaishek Memorial Hall	10	2.5%
4	Xinyi Shopping Distric	6	1.5%
5	Xiemending	11	2.7%
6	Taipe Martyr's Shrine	6	1.5%
7	The Estern Distristic of Taipei	1	0.2%
8	Long Shan Temple	4	1.0%
9	Yangmingshan National Park	7	1.7%
10	Beitou	4	1.0%
11	Taipei main station shopping area	4	1.0%
12	Office of the President Republic of China (Taiwan)	1	0.2%
13	Mucha Maokong	0	
14	Taipei Zoo	4	1.0%
15	Taipei Matro Mall	1	0.2%
16	Wufenpu Fashion Area	5	1.2%
17	Miramar Ferris wheel	2	0.5%
18	Sun yatsen Memorail Hall	4	1.0%
19	Hsing Tian Kong (Xingtian Temple)	1	0.2%
20	Guanghua 3C Mall	0	
21	Taipei Fine Art Museum	0	
22	Yuanshan	1	0.2%
23	Taipei Confucius Temple	1	0.2%
24	Chiang Kaishek's Shihlin Residence	3	0.7%
25	the Redhouse theater	0	
26	Tianmu	0	
27	Dalongdong Baoan Temple	0	
28	228 Peace Memorial Park	2	0.5%
29	SPOT Taipei Film House	0	
30	National Museum of History	2	0.5%

d2_2: D2. What tourist spots have you visited on this trip?2. Your least favorite tourist spot

Value	Label	Cases	Percentage
31	Museum of Contemporary Art, Taipei	0	
32	Jianguo Flower and Jade Market	0	
33	Taipei Children's Recreation Center	0	
34	Taipei Children's Museum of Transportation and Communication	0	
35	Taiwan Handcraft Promotion Center	0	
36	Shung Ye Museum of Formosan Aborigines	0	
37	Miniatures Museum of Taiwan	0	
38	Haujiang Waterfowl Nature Park	0	
39	Taipei zoo	0	
40	Chinese Culture and Movie Center	0	
41	Taipei Botanical Garden	0	
42	Taipei Astronomical Museum	0	
43	Lin An Tai Historical House & Museum	0	
44	Beitou Museum	0	
45	Dahu Park	0	
46	the Beitou Hot Springs Museum	0	
47	Postal Museum	0	
48	Militray Heros Hotel	0	
49	Nangang Economic and Commercial Park	0	
50	Taipei Flora Expo	10	<div><div></div></div> 2.5%
51	Huashan 1914 Creative Park	0	
52	?Yongkang Street	0	
65	Jou Fen	13	<div><div></div></div> 3.2%
66	Tamsui, Fort San Domingo, Old Street and Fishermen's Wharf	18	<div><div></div></div> 4.5%
67	Yehliu	7	<div><div></div></div> 1.7%
68	Jinguashi	2	<div><div></div></div> 0.5%
69	Wulai	2	<div><div></div></div> 0.5%
70	Yuanwangkeng Park	0	
71	Shihsanhang Museum of Archaeology	0	
72	Shenkeng Old Street	0	
73	Dharma Drum Mountain(Jinshan)	1	<div><div></div></div> 0.2%
74	Butian lake	0	
75	Shifen Waterfall	4	<div><div></div></div> 1.0%
76	Yingge Ceramics Museum	1	<div><div></div></div> 0.2%
77	Pinxi	2	<div><div></div></div> 0.5%
78	Yingge	0	
79	Sanxia	0	
80	Ocean World	0	
81	Juming Museum	0	
82	Pinlin	0	
83	Yun hsien Resort	0	
84	Tianlu Art Center	0	
85	Sanzhi	1	<div><div></div></div> 0.2%
86	The Lin Family Mansion and Garden	0	
87	Fulong beach	0	

d2_2: D2. What tourist spots have you visited on this trip?2. Your least favorite tourist spot

Value	Label	Cases	Percentage
88	Linkou	0	
89	Baisha Bay	0	
90	Bitou Cape Park	0	
91	Museum Lasars	0	
92	Formosa Fun Coast	0	
93	Guanyinshan	0	
94	coastline park	0	
95	Qing Shui Zu shi temple	0	
96	Naptune park	0	
97	Green Bay	0	
98	Longdong South Ocean Park	0	
99	Temple of Eighteen Deities	0	
100	Teresa Teng Memorail Park (Yun Garden)	0	
101	Sanzhi Visitor Center and Gallery	0	
102	Qianshui Bay	0	
103	GuanDu	0	
104	Sandiaoijiao Cape Lighthouse	0	
105	Jingtong	0	
110	The Northeast Coastal Scienic Area	0	
111	Bisha Fishery Harbor	0	
112	Keelung Port	0	
113	Jhongjhrng Park	0	
114	Badouzih Coastal Park	0	
115	Hoping Island Coastal Park	0	
116	Valentine Lake Park	0	
117	Ershawan Gun Emplacement	0	
118	Dawulun Gun Emplacement	0	
125	Window On China Theme Park	1	0.2%
126	Dashi	1	0.2%
127	Shihmen Reservoir	0	
128	Cihu	1	0.2%
129	Zhongli	0	
130	Chung Cheng Aviation Museum	0	
131	Lala Mountain	0	
135	Hsinchu Science Park	0	
136	Nanliao Fishery Harbor	1	0.2%
137	Ku Chi Peak	0	
145	Leofoo Village Theme Park	2	0.5%
146	Neiwan	0	
147	Beipu	0	
148	Daba Peak	0	
149	Little DingDong Science Theme Park	0	
150	Taian hot Springs	0	
151	Hwataoyao	0	
152	Daba Peak	0	

d2_2: D2. What tourist spots have you visited on this trip?2. Your least favorite tourist spot

Value	Label	Cases	Percentage
153	Neiwan Railroad	0	
160	Sanyi Wood Sculpture Museum	0	
161	Lion's Head Mountain	0	
162	Tongxiao Beach Resort	0	
163	West Lake Resortopia	0	
164	Qiding beach resort	0	
165	Flying Cow Ranch	0	
166		1	0.2%
170	National Museum of Natural Scinece	0	
171	Encore Garden	0	
172	Tungshan Amusement Park	0	
173	National Taiwan Museum of Fine Arts	0	
175	Lihpao Land(Yamay Kingdom)	0	
176	Li shan (Pear Mountain)	0	
177	Dasyueshan	0	
178	Wuling National Forest Recreation Area	0	
179	Tiehchenshan Mountain Recreation Area	0	
180	Daan Beach	0	
181	Taichung County Gaomei Wetlands Wildlife Refuge	0	
185	Sun Moon Lake	7	1.7%
186	Formosan Aboriginal Culture Village	1	0.2%
187	Cingjing Farm	2	0.5%
188	Xitou	1	0.2%
189	ChungTai Chan Monastery	0	
190	Jiji	0	
191	Puli	0	
192	Sing Ling Temple	0	
193	Yushan National Park	0	
194	Puli Distillery	1	0.2%
195	Earthquake Museum of Taiwan	0	
196	Guguan	0	
197	Hehuanshan	0	
198	Sunlinksea	0	
199	Phoenix Valley Bird Park	0	
200	Checheng train station	0	
201	Wushe Scenic Area Recreation Area	0	
202	Shoutian Temple	0	
203	Dongpu Springs	0	
204	Aowanda National Forest Recreation Area	1	0.2%
205	Hehuanshan National Forest Recreation Area	0	
206	Lushan Hot Springs	2	0.5%
207	Guangxing Paper Factory	0	
208	Tenshing Kiln Ceramics Cultural Park	0	
209	Ita Thao Cultural Village	0	
215	Lugang Mazu Temple	0	

d2_2: D2. What tourist spots have you visited on this trip?2. Your least favorite tourist spot

Value	Label	Cases	Percentage
216	Lugang Folk Arts Museum	0	
217	Lugang Longshan Temple	0	
218	Baguashan	0	
219	Taiwan Folk Village	0	
220	Confucius Temple (Changhua)	0	
221	Lugang tranditional snacks	0	
222	Lugang Old Street	0	
225	Janfusun Fancyworld Theme Park	0	
226	Beigang Chaotien Temple	0	
227	Caoling	0	
235	Alishan	30	7.5%
236	Fenqihu	0	
237	Chiayis Farm	0	
240	Old Fort of Anping (Fort Zeelandia)	3	0.7%
241	Chihkan Tower	2	0.5%
242	Confucius Temple (Tainan)	1	0.2%
243	Koxinga Shrine (Yanping Junwang Temple)	2	0.5%
244	Anping Port National Historical Scenic Area	0	
245	Eternal Fortress	0	
246	Datianhou Temple (Tainan Grand Matsu Temple)	0	
247	Luermen Tianhou temple	0	
248	Xishu Golden Beach	0	
249	Official God of War Temple (Sacrificial Rites Martial Temple	0	
250	Wufei Temple (Five Consorts Temple)	0	
251	Sicao Dazhong Temple and Gun Emplacement	0	
252	Southern Taiwan Science Park	0	
260	Guanziling	0	
261	Qigu Birdseeing	0	
262	Wushantou Reservoir Scenic Area	0	
263	Tsengwen Reservoir Scenic Area	0	
264	Dakeng Recreation Farm	0	
270	Love River	4	1.0%
271	Xizi Bay	5	1.2%
272	Lotus Lake	2	0.5%
273	Qijin Seaside Park	0	
274	Shou Shan(Shou Shan Zoo)	1	0.2%
275	Dragon and Tiger Pagodas	1	0.2%
276	Urban Spotlight	0	
277	Kaohsiung 85 Building	0	
278	Spring and Autumn Pavilions	0	
279	Confucius Temple (Kaohsiung)	0	
280	Kaohsiung Port	0	
281	Blue Lagoon Water Theme Park	0	
282	Kaohsiung Museum of History	0	
283	Chijin Mazu Temple	0	

d2_2: D2. What tourist spots have you visited on this trip?2. Your least favorite tourist spot

Value	Label	Cases	Percentage
284	National Science and Technology Museum	0	
285	Kaohsiung Museum of Fine Arts	0	
286	Dream Mall	1	0.2%
287	New Juejiang Shopping Area	0	
288	Gushan Ferry Station	0	
289	Central Park (Kaohsiung)	0	
290	Former British Consulate	1	0.2%
291	Teresa Teng Memorial Hall	1	0.2%
292	EDA World	0	
295	Fo Kuang Shan	1	0.2%
296	Cheng Ching Lake	1	0.2%
297	Meinong Hakka Cultural Village	0	
298	Baolai and Bulao Springs	0	
299	Maolin National Scenic Area	0	
300	Liugui Service Area	0	
301	Jiaxian	0	
302	Meishan Visitor Center	0	
303	Kaohsiung Farm	0	
304	Tengzhi National Forest Recreation Area	0	
305	Shihba Luohan Shan	0	
306	Sandimen	0	
307	Saijia Service Area (Saijia Aviation Park)	1	0.2%
315	Kenting National Park	0	
316	Eluanbi Park	4	1.0%
317	National Museum of Marine Biology and Aquarium	0	
318	Maubitou Park	7	1.7%
319	Sichongxi	0	
320	Jialeshuei Scenic Area	0	
321	Kenting Space Port	0	
322	Nanwan Beach Recreation Area	0	
323	Dapeng Bay National Scenic Area	0	
324	Kenting Sea Pool	0	
325	Liuqiu (Shiaoliuqiu)	0	
326	Sandimen	0	
330	Jiaosi	0	
331	Tung Shan Science Area	0	
332	Taipingshan Forest Recreation Area	0	
333	Suao Cold Springs	0	
334	Wufengqi Scenic Area	0	
335	Guishan Island (Turtle Island)	1	0.2%
336	Fushan Botanical Garden	0	
337	Toucheng Recreation Farm	0	
338	Nanfangao	0	
339	Taipingshan National Forest Recreation Area	0	
340	Toucheng Sea Pool	0	

d2_2: D2. What tourist spots have you visited on this trip?2. Your least favorite tourist spot

Value	Label	Cases	Percentage
341	Chilan Forest Playground	0	
342	Caoling Historic Trail	0	
343	Wushih Harbor	0	
344	Da River (Daxi) Honeymoon Bay	0	
345	National Center for Traditional Arts	0	
350	Taroko, Tienhsiang	11	2.7%
351	Hualien Farglory Ocean Park	0	
352	Qixing Lake (Qixingtian)	0	
353	Amis Cultural Village	0	
354	Liyu (Carp) Lake	0	
355	Shin Kong Chao Feng Ranch & Resort	0	
356	Ruisui Hongye Springs	0	
357	Xiuguluan River Rafting Area	0	
358	Wenshan Springs	0	
359	The East Coast	0	
360	National DongHua University	0	
361	Hualien Seaside Park	0	
362	Whale and Dolphine Watching Tour along East Coast	0	
363	Hualien Sugar Factory	0	
364	Shitiping	0	
365	Hualien Tzuchi	0	
366	Mataian Wetland Ecological Park	0	
367	Liushidan Mountain	0	
370	Chihpen	4	1.0%
371	Sanxiantai (Terrace of the Three Immortals)	0	
372	Lyudao (Green Island)	1	0.2%
373	Baxian Cave (Baxiandong)	1	0.2%
374	Xiaoyeliu (Jialulan)	0	
375	Beinan Cultural Park	0	
376	Guanshan Water Park	0	
377	Chulu Pasture	0	
378	Taitung Veterans Farm	0	
379	Lanyu (Orchid Island)	0	
380	National Museum of Prehistory	0	
381	Chengkong Harbor	0	
382	Water Running Up	5	1.2%
383	Dulan Mountain	0	
384	Dawu Mountain	0	
385	Penghu National Scenic Area	0	
386	Jibei Island	0	
387	Qimei Island	0	
390	Cihu (Kinmen)	0	
391	Kinmen National Park	0	
392	Taoshan	0	
393	Guniungtou War Museum	0	

d2_2: D2. What tourist spots have you visited on this trip?2. Your least favorite tourist spot

Value	Label	Cases	Percentage
394	Kinmen Folk Culture Village	0	
395	Juguang Tower	0	
396	Taiwu Mountain	0	
397	Kinmen Liquor Factory	0	
398	Wujiang River Estuary	0	
399	Sun Yat-sen Memorial Forest	0	
405	Qinbi Village	0	
406	Bishan Sightseeing Platform	0	
801	Shilin Night Market	60	15.0%
802	Huaxi Street (Snake Alley) Night Market	4	1.0%
803	Raohe Street Night Market	9	2.2%
804	Shida Night Market	2	0.5%
805	Linjiang St. Night Market	0	
806	Gongguan Night Market	1	0.2%
807	Dihua Street Night Market	1	0.2%
808	Ninxia Night Market	0	
809	Nanjichang Night Market	0	
810	Jingmei Night Market	0	
811	Other Night Markets in Taipei City	0	
815	Lehua Night Market	0	
816	Banciao Nanya Night Market	0	
817	Sinjhuang Night Market	0	
818	Jhonghe Singnan Night Market	0	
819	Other Night Markets in Taipei County	0	
825	Miaokow Night Market	1	0.2%
826	Other Night Markets in Keelung City	0	
830	Jhongli Sinmin Night Market	0	
831	Taoyuan Tourist Night Market	0	
832	Other Night Markets in Taoyuan County	0	
834	Chenghuang Temple Night Market	0	
835	Other Night Markets in Hsinchu City	0	
838	Other Night Markets in Hsinchu County	0	
840	Other Night Markets in Miaoli County	0	
843	Fongjia Night Market	7	1.7%
844	Jhonghua Night Market	0	
845	Yizhong Street Night Market	1	0.2%
846	Other Night Markets in Taichung City	0	
847	Other Night Markets in Taichung County	0	
849	Other Night Market in Nantou County	0	
851	Other Night Markets in Changhua County	0	
853	Other Night Markets in Yunlin County	0	
855	Wenhua Rd. Night Market	0	
856	Other Night Markets in Chiayi City	0	
858	Other Night Markets in Chiayi County	0	
860	Siaobei Night Market	0	

d2_2: D2. What tourist spots have you visited on this trip?2. Your least favorite tourist spot

Value	Label	Cases	Percentage
861	Huayuan Night Market	0	
862	Other Night Markets in Tainan City	0	
863	Other Night Markets in Tainan County	0	
865	Liuhe Night Market	6	
866	Sinsing Night Market	0	
867	Rueifong Night Market	0	
868	Other Night Markets in Kaohsiung City	0	
869	Other Night Markets in Kaohsiung County	0	
871	Minzu Rd. Night Market	0	
872	Other Night Markets in Pingtung County	0	
874	Luodong Night Market	0	
875	Other Night Markets in Yilan County	0	
877	Nanbin Night Market	0	
878	Ziqiang Night Market	0	
880	Other Night Markets in Taitung County	0	
883	Other Night Markets in Penghu County	0	
885	Other Night Markets in Kinmen County	0	
Sysmiss		5608	

Warning: these figures indicate the number of cases found in the data file. They cannot be interpreted as summary statistics of the population of interest.

# d2_2_1: D2.2. Please indicate what you disliked about your least favorite tourist spot:(1)Scenery(choice multiple)			
Information	[Type= discrete] [Format=numeric] [Range= 0-1] [Missing=*]		
Statistics [NW/ W]	[Valid=402 /-] [Invalid=5607 /-]		
Value	Label	Cases	Percentage
0	No	346	<div><div></div></div> 86.1%
1	Yes	56	<div><div></div></div> 13.9%
Sysmiss		5607	
Warning: these figures indicate the number of cases found in the data file. They cannot be interpreted as summary statistics of the population of interest.			
# d2_2_2: D2.2. Please indicate what you disliked about your least favorite tourist spot:(2)Recreational facilities(choice multiple)			
Information	[Type= discrete] [Format=numeric] [Range= 0-1] [Missing=*]		
Statistics [NW/ W]	[Valid=402 /-] [Invalid=5607 /-]		
Value	Label	Cases	Percentage
0	No	378	<div><div></div></div> 94.0%
1	Yes	24	<div><div></div></div> 6.0%
Sysmiss		5607	
Warning: these figures indicate the number of cases found in the data file. They cannot be interpreted as summary statistics of the population of interest.			
# d2_2_3: D2.2. Please indicate what you disliked about your least favorite tourist spot:(3)Environment(choice multiple)			
Information	[Type= discrete] [Format=numeric] [Range= 0-1] [Missing=*]		
Statistics [NW/ W]	[Valid=402 /-] [Invalid=5607 /-]		
Value	Label	Cases	Percentage
0	No	328	<div><div></div></div> 81.6%
1	Yes	74	<div><div></div></div> 18.4%
Sysmiss		5607	
Warning: these figures indicate the number of cases found in the data file. They cannot be interpreted as summary statistics of the population of interest.			
# d2_2_4: D2.2. Please indicate what you disliked about your least favorite tourist spot:(4)Transportation(choice multiple)			
Information	[Type= discrete] [Format=numeric] [Range= 0-1] [Missing=*]		
Statistics [NW/ W]	[Valid=402 /-] [Invalid=5607 /-]		
Value	Label	Cases	Percentage
0	No	380	<div><div></div></div> 94.5%
1	Yes	22	<div><div></div></div> 5.5%
Sysmiss		5607	
Warning: these figures indicate the number of cases found in the data file. They cannot be interpreted as summary statistics of the population of interest.			
# d2_2_5: D2.2. Please indicate what you disliked about your least favorite tourist spot:(5)Other(choice multiple)			
Information	[Type= discrete] [Format=numeric] [Range= 0-1] [Missing=*]		
Statistics [NW/ W]	[Valid=402 /-] [Invalid=5607 /-]		
Value	Label	Cases	Percentage
0	No	143	<div><div></div></div> 35.6%
1	Yes	259	<div><div></div></div> 64.4%
Sysmiss		5607	
Warning: these figures indicate the number of cases found in the data file. They cannot be interpreted as summary statistics of the population of interest.			

d3_1: D3. Please rate your level of satisfaction with the means of public transportation in Taiwan.(1) High Speed Rail

Information [Type= discrete] [Format=numeric] [Range= 0-99] [Missing=*]

Statistics [NW/ W] [Valid=6009 /-] [Invalid=0 /-]

Value	Label	Cases	Percentage
0	No experience	4811	80.1%
1	Very dissatisfied	1	0.0%
2	Dissatisfied	4	0.1%
3	Neutral	35	0.6%
4	Satisfied	350	5.8%
5	Very satisfied	808	13.4%
99	Missing	0	

Warning: these figures indicate the number of cases found in the data file. They cannot be interpreted as summary statistics of the population of interest.

d3_2: D3. Please rate your level of satisfaction with the means of public transportation in Taiwan.(2) Train

Information [Type= discrete] [Format=numeric] [Range= 0-99] [Missing=*]

Statistics [NW/ W] [Valid=6009 /-] [Invalid=0 /-]

Value	Label	Cases	Percentage
0	No experience	4405	73.3%
1	Very dissatisfied	7	0.1%
2	Dissatisfied	36	0.6%
3	Neutral	163	2.7%
4	Satisfied	658	11.0%
5	Very satisfied	740	12.3%
99	Missing	0	

Warning: these figures indicate the number of cases found in the data file. They cannot be interpreted as summary statistics of the population of interest.

d3_3: D3. Please rate your level of satisfaction with the means of public transportation in Taiwan.(3) MRT

Information [Type= discrete] [Format=numeric] [Range= 0-99] [Missing=*]

Statistics [NW/ W] [Valid=6009 /-] [Invalid=0 /-]

Value	Label	Cases	Percentage
0	No experience	3622	60.3%
1	Very dissatisfied	1	0.0%
2	Dissatisfied	5	0.1%
3	Neutral	98	1.6%
4	Satisfied	864	14.4%
5	Very satisfied	1419	23.6%
99	Missing	0	

Warning: these figures indicate the number of cases found in the data file. They cannot be interpreted as summary statistics of the population of interest.

d3_4: D3. Please rate your level of satisfaction with the means of public transportation in Taiwan.(4) Airplane

Information [Type= discrete] [Format=numeric] [Range= 0-99] [Missing=*]

Statistics [NW/ W] [Valid=6009 /-] [Invalid=0 /-]

Value	Label	Cases	Percentage
0	No experience	5904	98.3%
1	Very dissatisfied	0	
2	Dissatisfied	2	0.0%
3	Neutral	22	0.4%

# d3_4: D3. Please rate your level of satisfaction with the means of public transportation in Taiwan.(4) Airplane			
Value	Label	Cases	Percentage
4	Satisfied	39	0.6%
5	Very satisfied	42	0.7%
99	Missing	0	
Warning: these figures indicate the number of cases found in the data file. They cannot be interpreted as summary statistics of the population of interest.			
# d3_5: D3. Please rate your level of satisfaction with the means of public transportation in Taiwan.(5) Coach			
Information	[Type= discrete] [Format=numeric] [Range= 0-99] [Missing=*]		
Statistics [NW/ W]	[Valid=6009 /-] [Invalid=0 /-]		
Value	Label	Cases	Percentage
0	No experience	3313	55.1%
1	Very dissatisfied	0	
2	Dissatisfied	7	0.1%
3	Neutral	167	2.8%
4	Satisfied	850	14.1%
5	Very satisfied	1672	27.8%
99	Missing	0	
Warning: these figures indicate the number of cases found in the data file. They cannot be interpreted as summary statistics of the population of interest.			
# d3_6: D3. Please rate your level of satisfaction with the means of public transportation in Taiwan.(6) Sightseeing tour bus			
Information	[Type= discrete] [Format=numeric] [Range= 0-99] [Missing=*]		
Statistics [NW/ W]	[Valid=6009 /-] [Invalid=0 /-]		
Value	Label	Cases	Percentage
0	No experience	5824	96.9%
1	Very dissatisfied	1	0.0%
2	Dissatisfied	5	0.1%
3	Neutral	24	0.4%
4	Satisfied	85	1.4%
5	Very satisfied	70	1.2%
99	Missing	0	
Warning: these figures indicate the number of cases found in the data file. They cannot be interpreted as summary statistics of the population of interest.			
# d3_7: D3. Please rate your level of satisfaction with the means of public transportation in Taiwan.(7) Bus			
Information	[Type= discrete] [Format=numeric] [Range= 0-99] [Missing=*]		
Statistics [NW/ W]	[Valid=6009 /-] [Invalid=0 /-]		
Value	Label	Cases	Percentage
0	No experience	4799	79.9%
1	Very dissatisfied	5	0.1%
2	Dissatisfied	40	0.7%
3	Neutral	195	3.2%
4	Satisfied	603	10.0%
5	Very satisfied	367	6.1%
99	Missing	0	
Warning: these figures indicate the number of cases found in the data file. They cannot be interpreted as summary statistics of the population of interest.			
# d3_8: D3. Please rate your level of satisfaction with the means of public transportation in Taiwan.(8) Taxi			
Information	[Type= discrete] [Format=numeric] [Range= 0-99] [Missing=*]		







# d3_8: D3. Please rate your level of satisfaction with the means of public transportation in Taiwan.(8) Taxi			
Statistics [NW/ W]		[Valid=6009 /-] [Invalid=0 /-]	
Value	Label	Cases	Percentage
0	No experience	2656	<div></div> 44.2%
1	Very dissatisfied	17	<div></div> 0.3%
2	Dissatisfied	62	<div></div> 1.0%
3	Neutral	354	<div></div> 5.9%
4	Satisfied	1566	<div></div> 26.1%
5	Very satisfied	1354	<div></div> 22.5%
99	Missing	0	
Warning: these figures indicate the number of cases found in the data file. They cannot be interpreted as summary statistics of the population of interest.			
# d3_9: D3. Please rate your level of satisfaction with the means of public transportation in Taiwan.(9) Ferry			
Information		[Type= discrete] [Format=numeric] [Range= 0-99] [Missing=*]	
Statistics [NW/ W]		[Valid=6009 /-] [Invalid=0 /-]	
Value	Label	Cases	Percentage
0	No experience	5929	<div></div> 98.7%
1	Very dissatisfied	0	
2	Dissatisfied	3	<div></div> 0.0%
3	Neutral	22	<div></div> 0.4%
4	Satisfied	38	<div></div> 0.6%
5	Very satisfied	17	<div></div> 0.3%
99	Missing	0	
Warning: these figures indicate the number of cases found in the data file. They cannot be interpreted as summary statistics of the population of interest.			
# d4_1a: D4. Where did you stay during this visit to Taiwan?(1)Hotels(choice multiple)			
Information		[Type= discrete] [Format=numeric] [Range= 0-1] [Missing=*]	
Statistics [NW/ W]		[Valid=6009 /-] [Invalid=0 /-]	
Value	Label	Cases	Percentage
0	No	530	<div></div> 8.8%
1	Yes	5479	<div></div> 91.2%
Warning: these figures indicate the number of cases found in the data file. They cannot be interpreted as summary statistics of the population of interest.			
# d4_1b: D4(1). The main hotel is in __ County (City)			
Information		[Type= discrete] [Format=numeric] [Range= 1-18] [Missing=*]	
Statistics [NW/ W]		[Valid=5479 /-] [Invalid=530 /-]	
Value	Label	Cases	Percentage
1	Taipei	3626	<div></div> 66.2%
2	Keelung	6	<div></div> 0.1%
3	Taoyuan	403	<div></div> 7.4%
4	Hsinchu	150	<div></div> 2.7%
5	Miaoli	10	<div></div> 0.2%
6	Taichung	243	<div></div> 4.4%
7	Nantou	69	<div></div> 1.3%
8	Changhua	7	<div></div> 0.1%
9	Yunlin	10	<div></div> 0.2%
10	Chiayi	102	<div></div> 1.9%
11	Tainan	109	<div></div> 2.0%

# d4_1b: D4(1). The main hotel is in __ County (City)			
Value	Label	Cases	Percentage
12	Kaohsiung	463	<div><div></div></div> 8.5%
13	Pingtung	35	<div><div></div></div> 0.6%
14	Yilan	38	<div><div></div></div> 0.7%
15	Hualien	124	<div><div></div></div> 2.3%
16	Taitung	81	<div><div></div></div> 1.5%
17	Penghu	1	<div><div></div></div> 0.0%
18	Kinmen and Matsu	2	<div><div></div></div> 0.0%
Sysmiss		530	
Warning: these figures indicate the number of cases found in the data file. They cannot be interpreted as summary statistics of the population of interest.			
# d4_1c: D4(1). Type of hotel			
Information	[Type= discrete] [Format=numeric] [Range= 1-3] [Missing=*]		
Statistics [NW/ W]	[Valid=5479 /-] [Invalid=530 /-]		
Value	Label	Cases	Percentage
1	International Tourist Hotels	1774	<div><div></div></div> 32.4%
2	Tourist Hotels	395	<div><div></div></div> 7.2%
3	Ordinary Tourist Hotels	3310	<div><div></div></div> 60.4%
Sysmiss		530	
Warning: these figures indicate the number of cases found in the data file. They cannot be interpreted as summary statistics of the population of interest.			
# d4_1d: D4(1). How do you rate hotels?			
Information	[Type= discrete] [Format=numeric] [Range= 1-5] [Missing=*]		
Statistics [NW/ W]	[Valid=5479 /-] [Invalid=530 /-]		
Value	Label	Cases	Percentage
1	Very dissatisfied	25	<div><div></div></div> 0.5%
2	Dissatisfied	85	<div><div></div></div> 1.6%
3	Neutral	675	<div><div></div></div> 12.3%
4	Satisfied	2347	<div><div></div></div> 42.8%
5	Very satisfied	2347	<div><div></div></div> 42.8%
Sysmiss		530	
Warning: these figures indicate the number of cases found in the data file. They cannot be interpreted as summary statistics of the population of interest.			
# d4_2a: D4. Where did you stay during this visit to Taiwan?(2)Guest houses(or B and B)(choice multiple)			
Information	[Type= discrete] [Format=numeric] [Range= 0-1] [Missing=*]		
Statistics [NW/ W]	[Valid=6009 /-] [Invalid=0 /-]		
Value	Label	Cases	Percentage
0	No	5842	<div><div></div></div> 97.2%
1	Yes	167	<div><div></div></div> 2.8%
Warning: these figures indicate the number of cases found in the data file. They cannot be interpreted as summary statistics of the population of interest.			
# d4_2b: D4(2). How do you rate guest houses?			
Information	[Type= discrete] [Format=numeric] [Range= 1-5] [Missing=*]		
Statistics [NW/ W]	[Valid=167 /-] [Invalid=5842 /-]		
Value	Label	Cases	Percentage
1	Very dissatisfied	0	
2	Dissatisfied	3	<div><div></div></div> 1.8%

# d4_2b: D4(2). How do you rate guest houses?			
Value	Label	Cases	Percentage
3	Neutral	26	<div><div></div></div> 15.6%
4	Satisfied	89	<div><div></div></div> 53.3%
5	Very satisfied	49	<div><div></div></div> 29.3%
Sysmiss		5842	
Warning: these figures indicate the number of cases found in the data file. They cannot be interpreted as summary statistics of the population of interest.			
# d4_3a: D4. Where did you stay during this visit to Taiwan?(3)Youth hostels or community centers(choice multiple)			
Information	[Type= discrete] [Format=numeric] [Range= 0-1] [Missing=*]		
Statistics [NW/ W]	[Valid=6009 /-] [Invalid=0 /-]		
Value	Label	Cases	Percentage
0	No	5944	<div><div></div></div> 98.9%
1	Yes	65	<div><div></div></div> 1.1%
Warning: these figures indicate the number of cases found in the data file. They cannot be interpreted as summary statistics of the population of interest.			
# d4_3b: D4(3). How do you rate youth hostels or community centers?			
Information	[Type= discrete] [Format=numeric] [Range= 1-5] [Missing=*]		
Statistics [NW/ W]	[Valid=65 /-] [Invalid=5944 /-]		
Value	Label	Cases	Percentage
1	Very dissatisfied	0	
2	Dissatisfied	1	<div><div></div></div> 1.5%
3	Neutral	11	<div><div></div></div> 16.9%
4	Satisfied	28	<div><div></div></div> 43.1%
5	Very satisfied	25	<div><div></div></div> 38.5%
Sysmiss		5944	
Warning: these figures indicate the number of cases found in the data file. They cannot be interpreted as summary statistics of the population of interest.			
# d4_4: D4. Where did you stay during this visit to Taiwan?(4)The home of relatives or friends(choice multiple)			
Information	[Type= discrete] [Format=numeric] [Range= 0-1] [Missing=*]		
Statistics [NW/ W]	[Valid=6009 /-] [Invalid=0 /-]		
Value	Label	Cases	Percentage
0	No	5773	<div><div></div></div> 96.1%
1	Yes	236	<div><div></div></div> 3.9%
Warning: these figures indicate the number of cases found in the data file. They cannot be interpreted as summary statistics of the population of interest.			
# d4_5: D4. Where did you stay during this visit to Taiwan?(5)Dormitory(choice multiple)			
Information	[Type= discrete] [Format=numeric] [Range= 0-1] [Missing=*]		
Statistics [NW/ W]	[Valid=6009 /-] [Invalid=0 /-]		
Value	Label	Cases	Percentage
0	No	5939	<div><div></div></div> 98.8%
1	Yes	70	<div><div></div></div> 1.2%
Warning: these figures indicate the number of cases found in the data file. They cannot be interpreted as summary statistics of the population of interest.			
# d4_6: D4. Where did you stay during this visit to Taiwan?(6)Rental apartments(choice multiple)			
Information	[Type= discrete] [Format=numeric] [Range= 0-1] [Missing=*]		
Statistics [NW/ W]	[Valid=6009 /-] [Invalid=0 /-]		

# d4_6: D4. Where did you stay during this visit to Taiwan?(6)Rental apartments(choice multiple)			
Value	Label	Cases	Percentage
0	No	5980	<div><div></div></div> 99.5%
1	Yes	29	<div><div></div></div> 0.5%
Warning: these figures indicate the number of cases found in the data file. They cannot be interpreted as summary statistics of the population of interest.			
# d4_7: D4. Where did you stay during this visit to Taiwan?(7)Temples, seminaries, or churches(choice multiple)			
Information	[Type= discrete] [Format=numeric] [Range= 0-1] [Missing=*]		
Statistics [NW/ W]	[Valid=6009 /-] [Invalid=0 /-]		
Value	Label	Cases	Percentage
0	No	5981	<div><div></div></div> 99.5%
1	Yes	28	<div><div></div></div> 0.5%
Warning: these figures indicate the number of cases found in the data file. They cannot be interpreted as summary statistics of the population of interest.			
# d4_8: D4. Where did you stay during this visit to Taiwan?(8)Others(choice multiple)			
Information	[Type= discrete] [Format=numeric] [Range= 0-1] [Missing=*]		
Statistics [NW/ W]	[Valid=6009 /-] [Invalid=0 /-]		
Value	Label	Cases	Percentage
0	No	5993	<div><div></div></div> 99.7%
1	Yes	16	<div><div></div></div> 0.3%
Warning: these figures indicate the number of cases found in the data file. They cannot be interpreted as summary statistics of the population of interest.			
# d5: D5. Will you visit Taiwan again?			
Information	[Type= discrete] [Format=numeric] [Range= 1-2] [Missing=*]		
Statistics [NW/ W]	[Valid=6009 /-] [Invalid=0 /-]		
Value	Label	Cases	Percentage
1	Yes. The main reason is	5660	<div><div></div></div> 94.2%
2	No	349	<div><div></div></div> 5.8%
Warning: these figures indicate the number of cases found in the data file. They cannot be interpreted as summary statistics of the population of interest.			
# d5a: D5.1. Yes. The main reason			
Information	[Type= discrete] [Format=numeric] [Range= 1-6] [Missing=*]		
Statistics [NW/ W]	[Valid=5660 /-] [Invalid=349 /-]		
Value	Label	Cases	Percentage
1	Sightseeing	3944	<div><div></div></div> 69.7%
2	Business	1260	<div><div></div></div> 22.3%
3	International Conference or Exhibition	38	<div><div></div></div> 0.7%
4	Visiting friends or relatives	318	<div><div></div></div> 5.6%
5	Studies	28	<div><div></div></div> 0.5%
6	Others	72	<div><div></div></div> 1.3%
Sysmiss		349	
Warning: these figures indicate the number of cases found in the data file. They cannot be interpreted as summary statistics of the population of interest.			
# d6_1_1: D6.1 How do you rate your satisfaction with the experiences you had during your stay in Taiwan(1)Efficiency of applying for a visa(Convenience)			
Information	[Type= discrete] [Format=numeric] [Range= 0-5] [Missing=*]		
Statistics [NW/ W]	[Valid=6009 /-] [Invalid=0 /-]		






**# d6_1_1: D6.1 How do you rate your satisfaction with the experiences you had during your stay in Taiwan(1)
Efficiency of applying for a visa(Convenience)**

Value	Label	Cases	Percentage
0	No experience	3069	 51.1%
1	Very dissatisfied	34	 0.6%
2	Dissatisfied	92	 1.5%
3	Neutral	423	 7.0%
4	Satisfied	1337	 22.2%
5	Very satisfied	1054	 17.5%

Warning: these figures indicate the number of cases found in the data file. They cannot be interpreted as summary statistics of the population of interest.

**# d6_1_2: D6.1 How do you rate your satisfaction with the experiences you had during your stay in Taiwan(2)
International transportation to Taiwan(Convenience)**







Information	[Type= discrete] [Format=numeric] [Range= 1-5] [Missing=*]
Statistics [NW/ W]	[Valid=6009 /-] [Invalid=0 /-]

Value	Label	Cases	Percentage
1	Very dissatisfied	11	 0.2%
2	Dissatisfied	70	 1.2%
3	Neutral	852	 14.2%
4	Satisfied	3060	 50.9%
5	Very satisfied	2016	 33.5%

Warning: these figures indicate the number of cases found in the data file. They cannot be interpreted as summary statistics of the population of interest.

**# d6_1_3: D6.1 How do you rate your satisfaction with the experiences you had during your stay in Taiwan(3)
Communication facilities(Convenience)**







Information	[Type= discrete] [Format=numeric] [Range= 0-5] [Missing=*]
Statistics [NW/ W]	[Valid=6009 /-] [Invalid=0 /-]

Value	Label	Cases	Percentage
0	No experience	1296	 21.6%
1	Very dissatisfied	73	 1.2%
2	Dissatisfied	245	 4.1%
3	Neutral	966	 16.1%
4	Satisfied	2219	 36.9%
5	Very satisfied	1210	 20.1%

Warning: these figures indicate the number of cases found in the data file. They cannot be interpreted as summary statistics of the population of interest.

**# d6_1_4: D6.1 How do you rate your satisfaction with the experiences you had during your stay in Taiwan(4) Access
to tourism information(Convenience)**

Information	[Type= discrete] [Format=numeric] [Range= 0-5] [Missing=*]
Statistics [NW/ W]	[Valid=6009 /-] [Invalid=0 /-]







Value	Label	Cases	Percentage
0	No experience	1453	 24.2%
1	Very dissatisfied	35	 0.6%
2	Dissatisfied	125	 2.1%
3	Neutral	908	 15.1%
4	Satisfied	2335	 38.9%
5	Very satisfied	1153	 19.2%

Warning: these figures indicate the number of cases found in the data file. They cannot be interpreted as summary statistics of the population of interest.

d6_1_5: D6.1 How do you rate your satisfaction with the experiences you had during your stay in Taiwan(5) Local transportation(Convenience)

Information [Type= discrete] [Format=numeric] [Range= 0-5] [Missing=*]

Statistics [NW/ W] [Valid=6009 /-] [Invalid=0 /-]






Value	Label	Cases	Percentage
0	No experience	624	 10.4%
1	Very dissatisfied	13	 0.2%
2	Dissatisfied	60	 1.0%
3	Neutral	506	 8.4%
4	Satisfied	3021	 50.3%
5	Very satisfied	1785	 29.7%

Warning: these figures indicate the number of cases found in the data file. They cannot be interpreted as summary statistics of the population of interest.

d6_1_6: D6.1 How do you rate your satisfaction with the experiences you had during your stay in Taiwan(6) Immigration procedures(Convenience)

Information [Type= discrete] [Format=numeric] [Range= 1-5] [Missing=*]

Statistics [NW/ W] [Valid=6009 /-] [Invalid=0 /-]






Value	Label	Cases	Percentage
1	Very dissatisfied	14	 0.2%
2	Dissatisfied	66	 1.1%
3	Neutral	702	 11.7%
4	Satisfied	3240	 53.9%
5	Very satisfied	1987	 33.1%

Warning: these figures indicate the number of cases found in the data file. They cannot be interpreted as summary statistics of the population of interest.

d6_1_7: D6.1 How do you rate your satisfaction with the experiences you had during your stay in Taiwan(7) Customs procedures(Convenience)

Information [Type= discrete] [Format=numeric] [Range= 1-5] [Missing=*]

Statistics [NW/ W] [Valid=6009 /-] [Invalid=0 /-]






Value	Label	Cases	Percentage
1	Very dissatisfied	8	 0.1%
2	Dissatisfied	61	 1.0%
3	Neutral	709	 11.8%
4	Satisfied	3247	 54.0%
5	Very satisfied	1984	 33.0%

Warning: these figures indicate the number of cases found in the data file. They cannot be interpreted as summary statistics of the population of interest.

d6_2_1: D6.2 How do you rate your satisfaction with the experiences you had during your stay in Taiwan(1) Clearness of road signs and public facilities signs(Environment internationalization)

Information [Type= discrete] [Format=numeric] [Range= 1-5] [Missing=*]



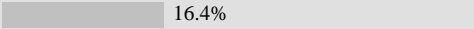


Statistics [NW/ W] [Valid=6009 /-] [Invalid=0 /-]

Value	Label	Cases	Percentage
1	Very dissatisfied	81	 1.3%
2	Dissatisfied	361	 6.0%
3	Neutral	1371	 22.8%
4	Satisfied	2527	 42.1%
5	Very satisfied	1669	 27.8%

Warning: these figures indicate the number of cases found in the data file. They cannot be interpreted as summary statistics of the population of interest.

d6_2_2: D6.2 How do you rate your satisfaction with the experiences you had during your stay in Taiwan(2) Access to services in English(Environment internationalization)




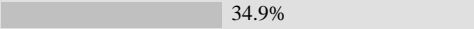

Information	[Type= discrete] [Format=numeric] [Range= 1-5] [Missing=*]
Statistics [NW/ W]	[Valid=6009 /-] [Invalid=0 /-]

Value	Label	Cases	Percentage
1	Very dissatisfied	91	 1.5%
2	Dissatisfied	386	 6.4%
3	Neutral	988	 16.4%
4	Satisfied	2346	 39.0%
5	Very satisfied	2198	 36.6%

Warning: these figures indicate the number of cases found in the data file. They cannot be interpreted as summary statistics of the population of interest.

d6_2_3: D6.2 How do you rate your satisfaction with the experiences you had during your stay in Taiwan(3) Friendliness of Taiwan people(Environment internationalization)







Information	[Type= discrete] [Format=numeric] [Range= 1-5] [Missing=*]
Statistics [NW/ W]	[Valid=6009 /-] [Invalid=0 /-]

Value	Label	Cases	Percentage
1	Very dissatisfied	6	 0.1%
2	Dissatisfied	17	 0.3%
3	Neutral	230	 3.8%
4	Satisfied	2097	 34.9%
5	Very satisfied	3659	 60.9%

Warning: these figures indicate the number of cases found in the data file. They cannot be interpreted as summary statistics of the population of interest.

d6_3_1: D6.3 How do you rate your satisfaction with the experiences you had during your stay in Taiwan(1) Safety of recreational facilities(Safety)






Information	[Type= discrete] [Format=numeric] [Range= 0-5] [Missing=*]
Statistics [NW/ W]	[Valid=6009 /-] [Invalid=0 /-]

Value	Label	Cases	Percentage
0	No experience	1003	 16.7%
1	Very dissatisfied	5	 0.1%
2	Dissatisfied	18	 0.3%
3	Neutral	385	 6.4%
4	Satisfied	2550	 42.4%
5	Very satisfied	2048	 34.1%

Warning: these figures indicate the number of cases found in the data file. They cannot be interpreted as summary statistics of the population of interest.

d6_3_2: D6.3 How do you rate your satisfaction with the experiences you had during your stay in Taiwan(2) Safety of social environments(Safety)






Information	[Type= discrete] [Format=numeric] [Range= 1-5] [Missing=*]
Statistics [NW/ W]	[Valid=6009 /-] [Invalid=0 /-]

Value	Label	Cases	Percentage
1	Very dissatisfied	6	 0.1%
2	Dissatisfied	27	 0.4%
3	Neutral	508	 8.5%
4	Satisfied	3081	 51.3%
5	Very satisfied	2387	 39.7%

Warning: these figures indicate the number of cases found in the data file. They cannot be interpreted as summary statistics of the population of interest.

d6_3_3: D6.3 How do you rate your satisfaction with the experiences you had during your stay in Taiwan(3) Safety of accommodation facilities(Safety)






Information	[Type= discrete] [Format=numeric] [Range= 0-5] [Missing=*]
Statistics [NW/ W]	[Valid=6009 /-] [Invalid=0 /-]

Value	Label	Cases	Percentage
0	No experience	192	 3.2%
1	Very dissatisfied	1	0.0%
2	Dissatisfied	18	 0.3%
3	Neutral	403	 6.7%
4	Satisfied	2831	 47.1%
5	Very satisfied	2564	 42.7%

Warning: these figures indicate the number of cases found in the data file. They cannot be interpreted as summary statistics of the population of interest.

d6_3_4: D6.3 How do you rate your satisfaction with the experiences you had during your stay in Taiwan(4) Good public environmental hygiene(Safety)






Information	[Type= discrete] [Format=numeric] [Range= 1-5] [Missing=*]
Statistics [NW/ W]	[Valid=6009 /-] [Invalid=0 /-]

Value	Label	Cases	Percentage
1	Very dissatisfied	25	 0.4%
2	Dissatisfied	172	 2.9%
3	Neutral	1026	 17.1%
4	Satisfied	2753	 45.8%
5	Very satisfied	2033	 33.8%

Warning: these figures indicate the number of cases found in the data file. They cannot be interpreted as summary statistics of the population of interest.

d6_3_5: D6.3 How do you rate your satisfaction with the experiences you had during your stay in Taiwan(5) Good food hygiene(Safety)



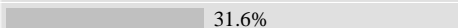
Information	[Type= discrete] [Format=numeric] [Range= 1-5] [Missing=*]
Statistics [NW/ W]	[Valid=6009 /-] [Invalid=0 /-]

Value	Label	Cases	Percentage
1	Very dissatisfied	26	 0.4%
2	Dissatisfied	176	 2.9%
3	Neutral	1232	 20.5%
4	Satisfied	2850	 47.4%
5	Very satisfied	1725	 28.7%

Warning: these figures indicate the number of cases found in the data file. They cannot be interpreted as summary statistics of the population of interest.

d6_4: D6.4. How do you rate your satisfaction with the experiences you had during your stay in Taiwan. Please rate your overall satisfaction with this trip to Taiwan

Information	[Type= discrete] [Format=numeric] [Range= 1-5] [Missing=*]
Statistics [NW/ W]	[Valid=6009 /-] [Invalid=0 /-]

Value	Label	Cases	Percentage
1	Very dissatisfied	3	0.0%
2	Dissatisfied	9	0.1%
3	Neutral	409	 6.8%
4	Satisfied	3692	 61.4%
5	Very satisfied	1896	 31.6%

Warning: these figures indicate the number of cases found in the data file. They cannot be interpreted as summary statistics of the population of interest.

d7_1: D7.1. Please indicate your favorite foreign country/area which you have had visited as a tourist for the past 3 years? (Please check one only and exclude the country/area of your residence)

Information	[Type= discrete] [Format=numeric] [Range= 1-10] [Missing=*]
Statistics [NW/ W]	[Valid=6009 /-] [Invalid=0 /-]

Value	Label	Cases	Percentage
1	Mainland China	199	3.3%
2	Hong Kong/Macao	397	6.6%
3	Indonesia	43	0.7%
4	Japan	521	8.7%
5	Korea	351	5.8%
6	Malaysia	105	1.7%
7	Philippines	37	0.6%
8	Singapore	277	4.6%
9	Thailand	359	6.0%
10	None of above (skip to D8.)	3720	61.9%

Warning: these figures indicate the number of cases found in the data file. They cannot be interpreted as summary statistics of the population of interest.

d7_2a_1: D7.2. Why is the chosen country/area your favorite?(1)Scenery(choice multiple)

Information	[Type= discrete] [Format=numeric] [Range= 0-1] [Missing=*]
Statistics [NW/ W]	[Valid=2289 /-] [Invalid=3720 /-]

Value	Label	Cases	Percentage
0	No	1479	64.6%
1	Yes	810	35.4%
Sysmiss		3720	

Warning: these figures indicate the number of cases found in the data file. They cannot be interpreted as summary statistics of the population of interest.

d7_2a_2: D7.2. Why is the chosen country/area your favorite?(2)Price of goods(choice multiple)

Information	[Type= discrete] [Format=numeric] [Range= 0-1] [Missing=*]
Statistics [NW/ W]	[Valid=2289 /-] [Invalid=3720 /-]

Value	Label	Cases	Percentage
0	No	1767	77.2%
1	Yes	522	22.8%
Sysmiss		3720	

Warning: these figures indicate the number of cases found in the data file. They cannot be interpreted as summary statistics of the population of interest.

d7_2a_3: D7.2. Why is the chosen country/area your favorite?(3)Food(choice multiple)

Information	[Type= discrete] [Format=numeric] [Range= 0-1] [Missing=*]
Statistics [NW/ W]	[Valid=2289 /-] [Invalid=3720 /-]

Value	Label	Cases	Percentage
0	No	1528	66.8%
1	Yes	761	33.2%
Sysmiss		3720	

Warning: these figures indicate the number of cases found in the data file. They cannot be interpreted as summary statistics of the population of interest.

d7_2a_4: D7.2. Why is the chosen country/area your favorite?(4)Fruits(choice multiple)

Information	[Type= discrete] [Format=numeric] [Range= 0-1] [Missing=*]
Statistics [NW/ W]	[Valid=2289 /-] [Invalid=3720 /-]

d7_2a_4: D7.2. Why is the chosen country/area your favorite?(4)Fruits(choice multiple)











Value	Label	Cases	Percentage
0	No	2160	<div></div> 94.4%
1	Yes	129	<div></div> 5.6%
Sysmiss		3720	

Warning: these figures indicate the number of cases found in the data file. They cannot be interpreted as summary statistics of the population of interest.

# d7_2a_5: D7.2. Why is the chosen country/area your favorite?(5)Flowers(choice multiple)			
Information	[Type= discrete] [Format=numeric] [Range= 0-1] [Missing=*]		
Statistics [NW/ W]	[Valid=2289 /-] [Invalid=3720 /-]		
Value	Label	Cases	Percentage
0	No	2249	98.3%
1	Yes	40	1.7%
Sysmiss		3720	
Warning: these figures indicate the number of cases found in the data file. They cannot be interpreted as summary statistics of the population of interest.			
# d7_2a_6: D7.2. Why is the chosen country/area your favorite?(6)Geographical convenience(choice multiple)			
Information	[Type= discrete] [Format=numeric] [Range= 0-1] [Missing=*]		
Statistics [NW/ W]	[Valid=2289 /-] [Invalid=3720 /-]		
Value	Label	Cases	Percentage
0	No	2062	90.1%
1	Yes	227	9.9%
Sysmiss		3720	
Warning: these figures indicate the number of cases found in the data file. They cannot be interpreted as summary statistics of the population of interest.			
# d7_2a_7: D7.2. Why is the chosen country/area your favorite?(7)Weather(choice multiple)			
Information	[Type= discrete] [Format=numeric] [Range= 0-1] [Missing=*]		
Statistics [NW/ W]	[Valid=2289 /-] [Invalid=3720 /-]		
Value	Label	Cases	Percentage
0	No	1998	87.3%
1	Yes	291	12.7%
Sysmiss		3720	
Warning: these figures indicate the number of cases found in the data file. They cannot be interpreted as summary statistics of the population of interest.			
# d7_2a_8: D7.2. Why is the chosen country/area your favorite?(8)Historical relics(choice multiple)			
Information	[Type= discrete] [Format=numeric] [Range= 0-1] [Missing=*]		
Statistics [NW/ W]	[Valid=2289 /-] [Invalid=3720 /-]		
Value	Label	Cases	Percentage
0	No	2076	90.7%
1	Yes	213	9.3%
Sysmiss		3720	
Warning: these figures indicate the number of cases found in the data file. They cannot be interpreted as summary statistics of the population of interest.			
# d7_2a_9: D7.2. Why is the chosen country/area your favorite?(9)Night life(choice multiple)			
Information	[Type= discrete] [Format=numeric] [Range= 0-1] [Missing=*]		
Statistics [NW/ W]	[Valid=2289 /-] [Invalid=3720 /-]		
Value	Label	Cases	Percentage
0	No	2066	90.3%
1	Yes	223	9.7%
Sysmiss		3720	
Warning: these figures indicate the number of cases found in the data file. They cannot be interpreted as summary statistics of the population of interest.			
# d7_2a_10: D7.2. Why is the chosen country/area your favorite?(10)Festival activities(choice multiple)			
Information	[Type= discrete] [Format=numeric] [Range= 0-1] [Missing=*]		
Statistics [NW/ W]	[Valid=2289 /-] [Invalid=3720 /-]		

# d7_2a_10: D7.2. Why is the chosen country/area your favorite?(10)Festival activities(choice multiple)			
Value	Label	Cases	Percentage
0	No	2204	<div><div></div></div> 96.3%
1	Yes	85	<div><div></div></div> 3.7%
Sysmiss		3720	
Warning: these figures indicate the number of cases found in the data file. They cannot be interpreted as summary statistics of the population of interest.			
# d7_2a_11: D7.2. Why is the chosen country/area your favorite?(11)Recreational facilities(choice multiple)			
Information	[Type= discrete] [Format=numeric] [Range= 0-1] [Missing=*]		
Statistics [NW/ W]	[Valid=2289 /-] [Invalid=3720 /-]		
Value	Label	Cases	Percentage
0	No	2039	<div><div></div></div> 89.1%
1	Yes	250	<div><div></div></div> 10.9%
Sysmiss		3720	
Warning: these figures indicate the number of cases found in the data file. They cannot be interpreted as summary statistics of the population of interest.			
# d7_2a_12: D7.2. Why is the chosen country/area your favorite?(12)Health care(choice multiple)			
Information	[Type= discrete] [Format=numeric] [Range= 0-1] [Missing=*]		
Statistics [NW/ W]	[Valid=2289 /-] [Invalid=3720 /-]		
Value	Label	Cases	Percentage
0	No	2267	<div><div></div></div> 99.0%
1	Yes	22	<div><div></div></div> 1.0%
Sysmiss		3720	
Warning: these figures indicate the number of cases found in the data file. They cannot be interpreted as summary statistics of the population of interest.			
# d7_2a_13: D7.2. Why is the chosen country/area your favorite?(13)Customs and culture(choice multiple)			
Information	[Type= discrete] [Format=numeric] [Range= 0-1] [Missing=*]		
Statistics [NW/ W]	[Valid=2289 /-] [Invalid=3720 /-]		
Value	Label	Cases	Percentage
0	No	1879	<div><div></div></div> 82.1%
1	Yes	410	<div><div></div></div> 17.9%
Sysmiss		3720	
Warning: these figures indicate the number of cases found in the data file. They cannot be interpreted as summary statistics of the population of interest.			
# d7_2a_14: D7.2. Why is the chosen country/area your favorite?(14)Friendliness of the people(choice multiple)			
Information	[Type= discrete] [Format=numeric] [Range= 0-1] [Missing=*]		
Statistics [NW/ W]	[Valid=2289 /-] [Invalid=3720 /-]		
Value	Label	Cases	Percentage
0	No	1891	<div><div></div></div> 82.6%
1	Yes	398	<div><div></div></div> 17.4%
Sysmiss		3720	
Warning: these figures indicate the number of cases found in the data file. They cannot be interpreted as summary statistics of the population of interest.			
# d7_2a_15: D7.2. Why is the chosen country/area your favorite?(15)Safe social environment(choice multiple)			
Information	[Type= discrete] [Format=numeric] [Range= 0-1] [Missing=*]		
Statistics [NW/ W]	[Valid=2289 /-] [Invalid=3720 /-]		
Value	Label	Cases	Percentage
0	No	1944	<div><div></div></div> 84.9%

# d7_2a_15: D7.2. Why is the chosen country/area your favorite?(15)Safe social environment(choice multiple)			
Value	Label	Cases	Percentage
1	Yes	345	<div><div></div></div> 15.1%
Sysmiss		3720	
Warning: these figures indicate the number of cases found in the data file. They cannot be interpreted as summary statistics of the population of interest.			
# d7_2a_16: D7.2. Why is the chosen country/area your favorite?(16)Democracy(choice multiple)			
Information	[Type= discrete] [Format=numeric] [Range= 0-1] [Missing=*]		
Statistics [NW/ W]	[Valid=2289 /-] [Invalid=3720 /-]		
Value	Label	Cases	Percentage
0	No	2271	<div><div></div></div> 99.2%
1	Yes	18	<div><div></div></div> 0.8%
Sysmiss		3720	
Warning: these figures indicate the number of cases found in the data file. They cannot be interpreted as summary statistics of the population of interest.			
# d7_2a_17: D7.2. Why is the chosen country/area your favorite?(17)Others(choice multiple)			
Information	[Type= discrete] [Format=numeric] [Range= 0-1] [Missing=*]		
Statistics [NW/ W]	[Valid=2289 /-] [Invalid=3720 /-]		
Value	Label	Cases	Percentage
0	No	1785	<div><div></div></div> 78.0%
1	Yes	504	<div><div></div></div> 22.0%
Sysmiss		3720	
Warning: these figures indicate the number of cases found in the data file. They cannot be interpreted as summary statistics of the population of interest.			
# d7_2b_1: D7.2. Taiwan is superior to this country/area in(1)Scenery(choice multiple)			
Information	[Type= discrete] [Format=numeric] [Range= 0-1] [Missing=*]		
Statistics [NW/ W]	[Valid=2289 /-] [Invalid=3720 /-]		
Value	Label	Cases	Percentage
0	No	1784	<div><div></div></div> 77.9%
1	Yes	505	<div><div></div></div> 22.1%
Sysmiss		3720	
Warning: these figures indicate the number of cases found in the data file. They cannot be interpreted as summary statistics of the population of interest.			
# d7_2b_2: D7.2. Taiwan is superior to this country/area in(2)Price of goods(choice multiple)			
Information	[Type= discrete] [Format=numeric] [Range= 0-1] [Missing=*]		
Statistics [NW/ W]	[Valid=2289 /-] [Invalid=3720 /-]		
Value	Label	Cases	Percentage
0	No	1779	<div><div></div></div> 77.7%
1	Yes	510	<div><div></div></div> 22.3%
Sysmiss		3720	
Warning: these figures indicate the number of cases found in the data file. They cannot be interpreted as summary statistics of the population of interest.			
# d7_2b_3: D7.2. Taiwan is superior to this country/area in(3)Food(choice multiple)			
Information	[Type= discrete] [Format=numeric] [Range= 0-1] [Missing=*]		
Statistics [NW/ W]	[Valid=2289 /-] [Invalid=3720 /-]		
Value	Label	Cases	Percentage
0	No	1662	<div><div></div></div> 72.6%
1	Yes	627	<div><div></div></div> 27.4%

# d7_2b_3: D7.2. Taiwan is superior to this country/area in(3)Food(choice multiple)			
Value	Label	Cases	Percentage
Sysmiss		3720	
Warning: these figures indicate the number of cases found in the data file. They cannot be interpreted as summary statistics of the population of interest.			
# d7_2b_4: D7.2. Taiwan is superior to this country/area in(4)Fruits(choice multiple)			
Information	[Type= discrete] [Format=numeric] [Range= 0-1] [Missing=*]		
Statistics [NW/ W]	[Valid=2289 /-] [Invalid=3720 /-]		
Value	Label	Cases	Percentage
0	No	1959	 85.6%
1	Yes	330	 14.4%
Sysmiss		3720	
Warning: these figures indicate the number of cases found in the data file. They cannot be interpreted as summary statistics of the population of interest.			
# d7_2b_5: D7.2. Taiwan is superior to this country/area in(5)Flowers(choice multiple)			
Information	[Type= discrete] [Format=numeric] [Range= 0-1] [Missing=*]		
Statistics [NW/ W]	[Valid=2289 /-] [Invalid=3720 /-]		
Value	Label	Cases	Percentage
0	No	2237	 97.7%
1	Yes	52	 2.3%
Sysmiss		3720	
Warning: these figures indicate the number of cases found in the data file. They cannot be interpreted as summary statistics of the population of interest.			
# d7_2b_6: D7.2. Taiwan is superior to this country/area in(6)Geographical convenience(choice multiple)			
Information	[Type= discrete] [Format=numeric] [Range= 0-1] [Missing=*]		
Statistics [NW/ W]	[Valid=2289 /-] [Invalid=3720 /-]		
Value	Label	Cases	Percentage
0	No	2118	 92.5%
1	Yes	171	 7.5%
Sysmiss		3720	
Warning: these figures indicate the number of cases found in the data file. They cannot be interpreted as summary statistics of the population of interest.			
# d7_2b_7: D7.2. Taiwan is superior to this country/area in(7)Weather(choice multiple)			
Information	[Type= discrete] [Format=numeric] [Range= 0-1] [Missing=*]		
Statistics [NW/ W]	[Valid=2289 /-] [Invalid=3720 /-]		
Value	Label	Cases	Percentage
0	No	2111	 92.2%
1	Yes	178	 7.8%
Sysmiss		3720	
Warning: these figures indicate the number of cases found in the data file. They cannot be interpreted as summary statistics of the population of interest.			
# d7_2b_8: D7.2. Taiwan is superior to this country/area in(8)Historical relics(choice multiple)			
Information	[Type= discrete] [Format=numeric] [Range= 0-1] [Missing=*]		
Statistics [NW/ W]	[Valid=2289 /-] [Invalid=3720 /-]		
Value	Label	Cases	Percentage
0	No	2068	 90.3%
1	Yes	221	 9.7%
Sysmiss		3720	
Warning: these figures indicate the number of cases found in the data file. They cannot be interpreted as summary statistics of the population of interest.			

# d7_2b_9: D7.2. Taiwan is superior to this country/area in(9)Night life(choice multiple)			
Information	[Type= discrete] [Format=numeric] [Range= 0-1] [Missing=*]		
Statistics [NW/ W]	[Valid=2289 /-] [Invalid=3720 /-]		
Value	Label	Cases	Percentage
0	No	2141	93.5%
1	Yes	148	6.5%
Sysmiss		3720	
Warning: these figures indicate the number of cases found in the data file. They cannot be interpreted as summary statistics of the population of interest.			
# d7_2b_10: D7.2. Taiwan is superior to this country/area in(10)Festival activities(choice multiple)			
Information	[Type= discrete] [Format=numeric] [Range= 0-1] [Missing=*]		
Statistics [NW/ W]	[Valid=2289 /-] [Invalid=3720 /-]		
Value	Label	Cases	Percentage
0	No	2257	98.6%
1	Yes	32	1.4%
Sysmiss		3720	
Warning: these figures indicate the number of cases found in the data file. They cannot be interpreted as summary statistics of the population of interest.			
# d7_2b_11: D7.2. Taiwan is superior to this country/area in(11)Recreational facilities(choice multiple)			
Information	[Type= discrete] [Format=numeric] [Range= 0-1] [Missing=*]		
Statistics [NW/ W]	[Valid=2289 /-] [Invalid=3720 /-]		
Value	Label	Cases	Percentage
0	No	2222	97.1%
1	Yes	67	2.9%
Sysmiss		3720	
Warning: these figures indicate the number of cases found in the data file. They cannot be interpreted as summary statistics of the population of interest.			
# d7_2b_12: D7.2. Taiwan is superior to this country/area in(12)Health care(choice multiple)			
Information	[Type= discrete] [Format=numeric] [Range= 0-1] [Missing=*]		
Statistics [NW/ W]	[Valid=2289 /-] [Invalid=3720 /-]		
Value	Label	Cases	Percentage
0	No	2245	98.1%
1	Yes	44	1.9%
Sysmiss		3720	
Warning: these figures indicate the number of cases found in the data file. They cannot be interpreted as summary statistics of the population of interest.			
# d7_2b_13: D7.2. Taiwan is superior to this country/area in(13)Customs and culture(choice multiple)			
Information	[Type= discrete] [Format=numeric] [Range= 0-1] [Missing=*]		
Statistics [NW/ W]	[Valid=2289 /-] [Invalid=3720 /-]		
Value	Label	Cases	Percentage
0	No	2027	88.6%
1	Yes	262	11.4%
Sysmiss		3720	
Warning: these figures indicate the number of cases found in the data file. They cannot be interpreted as summary statistics of the population of interest.			
# d7_2b_14: D7.2. Taiwan is superior to this country/area in(14)Friendliness of the people(choice multiple)			
Information	[Type= discrete] [Format=numeric] [Range= 0-1] [Missing=*]		
Statistics [NW/ W]	[Valid=2289 /-] [Invalid=3720 /-]		

# d7_2b_14: D7.2. Taiwan is superior to this country/area in(14)Friendliness of the people(choice multiple)				
Value		Label	Cases	Percentage
0		No	1140	<div></div> 49.8%
1		Yes	1149	<div></div> 50.2%
Sysmiss			3720	
Warning: these figures indicate the number of cases found in the data file. They cannot be interpreted as summary statistics of the population of interest.				
# d7_2b_15: D7.2. Taiwan is superior to this country/area in(15)Safe social environment(choice multiple)				
Information		[Type= discrete] [Format=numeric] [Range= 0-1] [Missing=*]		
Statistics [NW/ W]		[Valid=2289 /-] [Invalid=3720 /-]		
Value		Label	Cases	Percentage
0		No	1925	<div></div> 84.1%
1		Yes	364	<div></div> 15.9%
Sysmiss			3720	
Warning: these figures indicate the number of cases found in the data file. They cannot be interpreted as summary statistics of the population of interest.				
# d7_2b_16: D7.2. Taiwan is superior to this country/area in(16)Democracy(choice multiple)				
Information		[Type= discrete] [Format=numeric] [Range= 0-1] [Missing=*]		
Statistics [NW/ W]		[Valid=2289 /-] [Invalid=3720 /-]		
Value		Label	Cases	Percentage
0		No	2203	<div></div> 96.2%
1		Yes	86	<div></div> 3.8%
Sysmiss			3720	
Warning: these figures indicate the number of cases found in the data file. They cannot be interpreted as summary statistics of the population of interest.				
# d7_2b_17: D7.2. Taiwan is superior to this country/area in(17)Others(choice multiple)				
Information		[Type= discrete] [Format=numeric] [Range= 0-1] [Missing=*]		
Statistics [NW/ W]		[Valid=2289 /-] [Invalid=3720 /-]		
Value		Label	Cases	Percentage
0		No	1925	<div></div> 84.1%
1		Yes	364	<div></div> 15.9%
Sysmiss			3720	
Warning: these figures indicate the number of cases found in the data file. They cannot be interpreted as summary statistics of the population of interest.				
# d8_1: D8. Which part of Taiwan has given you the deepest impression?(1)Gourmet food(choice multiple)				
Information		[Type= discrete] [Format=numeric] [Range= 0-1] [Missing=*]		
Statistics [NW/ W]		[Valid=6009 /-] [Invalid=0 /-]		
Value		Label	Cases	Percentage
0		No	3481	<div></div> 57.9%
1		Yes	2528	<div></div> 42.1%
Warning: these figures indicate the number of cases found in the data file. They cannot be interpreted as summary statistics of the population of interest.				
# d8_2: D8. Which part of Taiwan has given you the deepest impression?(2)Forest and seashore ecological landscapes(choice multiple)				
Information		[Type= discrete] [Format=numeric] [Range= 0-1] [Missing=*]		
Statistics [NW/ W]		[Valid=6009 /-] [Invalid=0 /-]		
Value		Label	Cases	Percentage
0		No	5971	<div></div> 99.4%

# d8_2: D8. Which part of Taiwan has given you the deepest impression?(2)Forest and seashore ecological landscapes(choice multiple)			
Value	Label	Cases	Percentage
1	Yes	38	0.6%
Warning: these figures indicate the number of cases found in the data file. They cannot be interpreted as summary statistics of the population of interest.			
# d8_3: D8. Which part of Taiwan has given you the deepest impression?(3)Coastal view(choice multiple)			
Information	[Type= discrete] [Format=numeric] [Range= 0-1] [Missing=*]		
Statistics [NW/ W]	[Valid=6009 /-] [Invalid=0 /-]		
Value	Label	Cases	Percentage
0	No	4889	81.4%
1	Yes	1120	18.6%
Warning: these figures indicate the number of cases found in the data file. They cannot be interpreted as summary statistics of the population of interest.			
# d8_4: D8. Which part of Taiwan has given you the deepest impression?(4)Hot springs (choice multiple)			
Information	[Type= discrete] [Format=numeric] [Range= 0-1] [Missing=*]		
Statistics [NW/ W]	[Valid=6009 /-] [Invalid=0 /-]		
Value	Label	Cases	Percentage
0	No	5449	90.7%
1	Yes	560	9.3%
Warning: these figures indicate the number of cases found in the data file. They cannot be interpreted as summary statistics of the population of interest.			
# d8_5: D8. Which part of Taiwan has given you the deepest impression?(5)Historical relics(choice multiple)			
Information	[Type= discrete] [Format=numeric] [Range= 0-1] [Missing=*]		
Statistics [NW/ W]	[Valid=6009 /-] [Invalid=0 /-]		
Value	Label	Cases	Percentage
0	No	5256	87.5%
1	Yes	753	12.5%
Warning: these figures indicate the number of cases found in the data file. They cannot be interpreted as summary statistics of the population of interest.			
# d8_6: D8. Which part of Taiwan has given you the deepest impression?(6)Night markets sightseeing(choice multiple)			
Information	[Type= discrete] [Format=numeric] [Range= 0-1] [Missing=*]		
Statistics [NW/ W]	[Valid=6009 /-] [Invalid=0 /-]		
Value	Label	Cases	Percentage
0	No	4010	66.7%
1	Yes	1999	33.3%
Warning: these figures indicate the number of cases found in the data file. They cannot be interpreted as summary statistics of the population of interest.			
# d8_7: D8. Which part of Taiwan has given you the deepest impression?(7)3C products(choice multiple)			
Information	[Type= discrete] [Format=numeric] [Range= 0-1] [Missing=*]		
Statistics [NW/ W]	[Valid=6009 /-] [Invalid=0 /-]		
Value	Label	Cases	Percentage
0	No	5950	99.0%
1	Yes	59	1.0%
Warning: these figures indicate the number of cases found in the data file. They cannot be interpreted as summary statistics of the population of interest.			
# d8_8: D8. Which part of Taiwan has given you the deepest impression?(8)Cycling fun(choice multiple)			
Information	[Type= discrete] [Format=numeric] [Range= 0-1] [Missing=*]		
Statistics [NW/ W]	[Valid=6009 /-] [Invalid=0 /-]		

# d8_8: D8. Which part of Taiwan has given you the deepest impression?(8)Cycling fun(choice multiple)			
Value	Label	Cases	Percentage
0	No	5953	<div><div></div></div> 99.1%
1	Yes	56	<div><div></div></div> 0.9%
Warning: these figures indicate the number of cases found in the data file. They cannot be interpreted as summary statistics of the population of interest.			
# d8_9: D8. Which part of Taiwan has given you the deepest impression?(9)Famous local products(choice multiple)			
Information	[Type= discrete] [Format=numeric] [Range= 0-1] [Missing=*]		
Statistics [NW/ W]	[Valid=6009 /-] [Invalid=0 /-]		
Value	Label	Cases	Percentage
0	No	5361	<div><div></div></div> 89.2%
1	Yes	648	<div><div></div></div> 10.8%
Warning: these figures indicate the number of cases found in the data file. They cannot be interpreted as summary statistics of the population of interest.			
# d8_10: D8. Which part of Taiwan has given you the deepest impression?(10)Temple(choice multiple)			
Information	[Type= discrete] [Format=numeric] [Range= 0-1] [Missing=*]		
Statistics [NW/ W]	[Valid=6009 /-] [Invalid=0 /-]		
Value	Label	Cases	Percentage
0	No	5392	<div><div></div></div> 89.7%
1	Yes	617	<div><div></div></div> 10.3%
Warning: these figures indicate the number of cases found in the data file. They cannot be interpreted as summary statistics of the population of interest.			
# d8_11: D8. Which part of Taiwan has given you the deepest impression?(11)Night life(choice multiple)			
Information	[Type= discrete] [Format=numeric] [Range= 0-1] [Missing=*]		
Statistics [NW/ W]	[Valid=6009 /-] [Invalid=0 /-]		
Value	Label	Cases	Percentage
0	No	5783	<div><div></div></div> 96.2%
1	Yes	226	<div><div></div></div> 3.8%
Warning: these figures indicate the number of cases found in the data file. They cannot be interpreted as summary statistics of the population of interest.			
# d8_12: D8. Which part of Taiwan has given you the deepest impression?(12)Aboriginal culture(choice multiple)			
Information	[Type= discrete] [Format=numeric] [Range= 0-1] [Missing=*]		
Statistics [NW/ W]	[Valid=6009 /-] [Invalid=0 /-]		
Value	Label	Cases	Percentage
0	No	5836	<div><div></div></div> 97.1%
1	Yes	173	<div><div></div></div> 2.9%
Warning: these figures indicate the number of cases found in the data file. They cannot be interpreted as summary statistics of the population of interest.			
# d8_13: D8. Which part of Taiwan has given you the deepest impression?(13)National Palace Museum(choice multiple)			
Information	[Type= discrete] [Format=numeric] [Range= 0-1] [Missing=*]		
Statistics [NW/ W]	[Valid=6009 /-] [Invalid=0 /-]		
Value	Label	Cases	Percentage
0	No	4644	<div><div></div></div> 77.3%
1	Yes	1365	<div><div></div></div> 22.7%
Warning: these figures indicate the number of cases found in the data file. They cannot be interpreted as summary statistics of the population of interest.			
# d8_14: D8. Which part of Taiwan has given you the deepest impression?(14)Taipei 101(choice multiple)			
Information	[Type= discrete] [Format=numeric] [Range= 0-1] [Missing=*]		

# d8_14: D8. Which part of Taiwan has given you the deepest impression?(14)Taipei 101(choice multiple)			
Statistics [NW/ W]		[Valid=6009 /-] [Invalid=0 /-]	
Value	Label	Cases	Percentage
0	No	4733	78.8%
1	Yes	1276	21.2%
Warning: these figures indicate the number of cases found in the data file. They cannot be interpreted as summary statistics of the population of interest.			
# d8_15: D8. Which part of Taiwan has given you the deepest impression?(15)Alishan(choice multiple)			
Information		[Type= discrete] [Format=numeric] [Range= 0-1] [Missing=*]	
Statistics [NW/ W]		[Valid=6009 /-] [Invalid=0 /-]	
Value	Label	Cases	Percentage
0	No	5417	90.1%
1	Yes	592	9.9%
Warning: these figures indicate the number of cases found in the data file. They cannot be interpreted as summary statistics of the population of interest.			
# d8_16: D8. Which part of Taiwan has given you the deepest impression?(16)Sun Moon Lake(choice multiple)			
Information		[Type= discrete] [Format=numeric] [Range= 0-1] [Missing=*]	
Statistics [NW/ W]		[Valid=6009 /-] [Invalid=0 /-]	
Value	Label	Cases	Percentage
0	No	4980	82.9%
1	Yes	1029	17.1%
Warning: these figures indicate the number of cases found in the data file. They cannot be interpreted as summary statistics of the population of interest.			
# d8_17: D8. Which part of Taiwan has given you the deepest impression?(17)Taroko, Tienhsiang(choice multiple)			
Information		[Type= discrete] [Format=numeric] [Range= 0-1] [Missing=*]	
Statistics [NW/ W]		[Valid=6009 /-] [Invalid=0 /-]	
Value	Label	Cases	Percentage
0	No	5232	87.1%
1	Yes	777	12.9%
Warning: these figures indicate the number of cases found in the data file. They cannot be interpreted as summary statistics of the population of interest.			
# d8_18: D8. Which part of Taiwan has given you the deepest impression?(18)Cosmetic and medical treatments(choice multiple)			
Information		[Type= discrete] [Format=numeric] [Range= 0-1] [Missing=*]	
Statistics [NW/ W]		[Valid=6009 /-] [Invalid=0 /-]	
Value	Label	Cases	Percentage
0	No	5860	97.5%
1	Yes	149	2.5%
Warning: these figures indicate the number of cases found in the data file. They cannot be interpreted as summary statistics of the population of interest.			
# d8_19: D8. Which part of Taiwan has given you the deepest impression?(19)Local friendliness and hospitality(choice multiple)			
Information		[Type= discrete] [Format=numeric] [Range= 0-1] [Missing=*]	
Statistics [NW/ W]		[Valid=6009 /-] [Invalid=0 /-]	
Value	Label	Cases	Percentage
0	No	3015	50.2%
1	Yes	2994	49.8%
Warning: these figures indicate the number of cases found in the data file. They cannot be interpreted as summary statistics of the population of interest.			

# d8_20: D8. Which part of Taiwan has given you the deepest impression?(20)Traditional crafts(choice multiple)			
Information		[Type= discrete] [Format=numeric] [Range= 0-1] [Missing=*]	
Statistics [NW/ W]		[Valid=6009 /-] [Invalid=0 /-]	
Value	Label	Cases	Percentage
0	No	5932	98.7%
1	Yes	77	1.3%
Warning: these figures indicate the number of cases found in the data file. They cannot be interpreted as summary statistics of the population of interest.			

# d8_21: D8. Which part of Taiwan has given you the deepest impression?(21)Recreational farm(choice multiple)			
Information	[Type= discrete] [Format=numeric] [Range= 0-1] [Missing=*]		
Statistics [NW/ W]	[Valid=6009 /-] [Invalid=0 /-]		
Value	Label	Cases	Percentage
0	No	5902	98.2%
1	Yes	107	1.8%
Warning: these figures indicate the number of cases found in the data file. They cannot be interpreted as summary statistics of the population of interest.			
# d8_22: D8. Which part of Taiwan has given you the deepest impression?(22)Other(choice multiple)			
Information	[Type= discrete] [Format=numeric] [Range= 0-1] [Missing=*]		
Statistics [NW/ W]	[Valid=6009 /-] [Invalid=0 /-]		
Value	Label	Cases	Percentage
0	No	5129	85.4%
1	Yes	880	14.6%
Warning: these figures indicate the number of cases found in the data file. They cannot be interpreted as summary statistics of the population of interest.			
# e1: E1. Nationality			
Information	[Type= discrete] [Format=numeric] [Range= 1-16] [Missing=*]		
Statistics [NW/ W]	[Valid=6009 /-] [Invalid=0 /-]		
Value	Label	Cases	Percentage
1	Japan	1369	22.8%
2	Mainland China	2461	41.0%
4	Singapore	235	3.9%
5	Korea	253	4.2%
6	Malaysia	318	5.3%
7	Asia	443	7.4%
8	U.S.A.	350	5.8%
9	Canada	65	1.1%
10	U.K.	74	1.2%
11	France	53	0.9%
12	Germany	87	1.4%
13	Europe	153	2.5%
14	New Zealand& Australia	90	1.5%
15	Others	54	0.9%
16	R.O.C.	4	0.1%
Warning: these figures indicate the number of cases found in the data file. They cannot be interpreted as summary statistics of the population of interest.			
# e2: E2. The country of your residence			
Information	[Type= discrete] [Format=numeric] [Range= 1-15] [Missing=*]		
Statistics [NW/ W]	[Valid=6009 /-] [Invalid=0 /-]		
Value	Label	Cases	Percentage
1	Japan	1378	22.9%
2	Mainland China	1759	29.3%
3	Hong Kong and Macau	758	12.6%
4	Singapore	281	4.7%
5	Korea	259	4.3%
6	Malaysia	298	5.0%

# e2: E2. The country of your residence				
Value	Label	Cases	Percentage	
7	Asia	439	<div><div></div></div>	7.3%
8	U.S.A.	336	<div><div></div></div>	5.6%
9	Canada	57	<div><div></div></div>	0.9%
10	U.K.	54	<div><div></div></div>	0.9%
11	France	52	<div><div></div></div>	0.9%
12	Germany	64	<div><div></div></div>	1.1%
13	Europe	122	<div><div></div></div>	2.0%
14	New Zealand& Australia	90	<div><div></div></div>	1.5%
15	Others	62	<div><div></div></div>	1.0%
Warning: these figures indicate the number of cases found in the data file. They cannot be interpreted as summary statistics of the population of interest.				
# e3: E3. Age				
Information		[Type= discrete] [Format=numeric] [Range= 1-99] [Missing=*]		
Statistics [NW/ W]		[Valid=6009 /-] [Invalid=0 /-]		
Value	Label	Cases	Percentage	
1	12-19 years old	131	<div><div></div></div>	2.2%
2	20-29 years old	1268	<div><div></div></div>	21.1%
3	30-39 years old	1469	<div><div></div></div>	24.4%
4	40-49 years old	1305	<div><div></div></div>	21.7%
5	50-59 years old	1086	<div><div></div></div>	18.1%
6	60-65 years old	531	<div><div></div></div>	8.8%
7	66 years old and over	219	<div><div></div></div>	3.6%
99	Missing	0		
Warning: these figures indicate the number of cases found in the data file. They cannot be interpreted as summary statistics of the population of interest.				
# e4: E4. Annual income: (converted to USD)				
Information		[Type= discrete] [Format=numeric] [Range= 1-99] [Missing=*]		
Statistics [NW/ W]		[Valid=6009 /-] [Invalid=0 /-]		
Value	Label	Cases	Percentage	
1	Under 9,999	925	<div><div></div></div>	15.4%
2	10,000-14,999	539	<div><div></div></div>	9.0%
3	15,000-29,999	759	<div><div></div></div>	12.6%
4	30,000-39,999	592	<div><div></div></div>	9.9%
5	40,000-69,999	828	<div><div></div></div>	13.8%
6	70,000-99,999	557	<div><div></div></div>	9.3%
7	100,000 and over	611	<div><div></div></div>	10.2%
8	No fixed income	1113	<div><div></div></div>	18.5%
99	Missing	85	<div><div></div></div>	1.4%
Warning: these figures indicate the number of cases found in the data file. They cannot be interpreted as summary statistics of the population of interest.				
# e5: E5. Education				
Information		[Type= discrete] [Format=numeric] [Range= 1-99] [Missing=*]		
Statistics [NW/ W]		[Valid=6009 /-] [Invalid=0 /-]		
Value	Label	Cases	Percentage	
1	Primary school	101	<div><div></div></div>	1.7%
2	Junior high school, senior high school or vocational high sc	1124	<div><div></div></div>	18.7%

# e5: E5. Education			
Value	Label	Cases	Percentage
3	College, university, graduate school or higher	4726	<div><div></div></div> 78.6%
4	Others	0	
99	Missing	58	<div><div></div></div> 1.0%
Warning: these figures indicate the number of cases found in the data file. They cannot be interpreted as summary statistics of the population of interest.			
# e6: E6. Occupation			
Information	[Type= discrete] [Format=numeric] [Range= 1-99] [Missing=*]		
Statistics [NW/ W]	[Valid=6009 /-] [Invalid=0 /-]		
Value	Label	Cases	Percentage
1	Legislators, Senior Officials and Managers	913	<div><div></div></div> 15.2%
2	Professionals	2037	<div><div></div></div> 33.9%
3	Technicians and Associate Professionals	376	<div><div></div></div> 6.3%
4	Clerical Support Workers	846	<div><div></div></div> 14.1%
5	Service and Sales Workers	390	<div><div></div></div> 6.5%
6	Skilled Agricultural, Forestry and Fishery Workers	23	<div><div></div></div> 0.4%
7	Craft and Related Trades Workers	54	<div><div></div></div> 0.9%
8	Plant and Machine Operators, and Assemblers	23	<div><div></div></div> 0.4%
9	Elementary Laborers	20	<div><div></div></div> 0.3%
10	Homemaker	345	<div><div></div></div> 5.7%
11	Student	408	<div><div></div></div> 6.8%
12	Retired	511	<div><div></div></div> 8.5%
13	Other	10	<div><div></div></div> 0.2%
99	Missing	53	<div><div></div></div> 0.9%
Warning: these figures indicate the number of cases found in the data file. They cannot be interpreted as summary statistics of the population of interest.			
# e7: E7. Gender			
Information	[Type= discrete] [Format=numeric] [Range= 1-2] [Missing=*]		
Statistics [NW/ W]	[Valid=6009 /-] [Invalid=0 /-]		
Value	Label	Cases	Percentage
1	Male	3158	<div><div></div></div> 52.6%
2	Female	2851	<div><div></div></div> 47.4%
Warning: these figures indicate the number of cases found in the data file. They cannot be interpreted as summary statistics of the population of interest.			
# area: Survey areas			
Information	[Type= discrete] [Format=numeric] [Range= 1-3] [Missing=*]		
Statistics [NW/ W]	[Valid=6009 /-] [Invalid=0 /-]		
Value	Label	Cases	Percentage
1	Taoyuan	5018	<div><div></div></div> 83.5%
2	Kaohsiung	551	<div><div></div></div> 9.2%
3	Taipei	440	<div><div></div></div> 7.3%
Warning: these figures indicate the number of cases found in the data file. They cannot be interpreted as summary statistics of the population of interest.			