

Tourism Bureau

**2007 Annual Survey of Visitors Expenditure
and Trends in Taiwan (Public Access Data)**

Study Documentation

March 2, 2017

Metadata Production

| | |
|----------------------|----------------|
| Metadata Producer(s) | Tourism Bureau |
| Production Date | March 1, 2013 |
| Identification | AG010007en |

Table of Contents

| | |
|---|--------------------|
| Overview..... | 4 |
| Producers & Sponsors..... | 4 |
| Accessibility..... | 4 |
| Files Description..... | 5 |
| data2007..... | 5 |
| Variables Group(s)..... | 6 |
| Case Number & Date..... | 6 |
| A、 General Information..... | 6 |
| B、 Plan for Your Trip..... | 6 |
| C、 Spending Behavior..... | 11 |
| D、 Tourists Behavior..... | 14 |
| E、 Personal Information..... | 22 |
| created variables..... | 22 |
| Variables Description..... | 23 |
| data2007..... | 24 |

2007 Annual Survey of Visitors Expenditure and Trends in Taiwan (Public Access Data)

2007 Annual Survey of Visitors Expenditure and Trends in Taiwan (Public Access Data)

| Overview | |
|--|--|
| Type | Annual Survey of Visitors Expenditure and Trends in Taiwan |
| Identification | AG010007en |
| Version | Production Date: 2013-03-01 |
| Abstract Tourism Bureau, MOTC expects to understand the motives, viewpoints, tendencies and consumption of the inbound visitors in Taiwan to supply reference material to tourist related organizations to improve sightseeing facilities in Taiwan and to plan international tourism advertising and marketing strategies. The survey can be a source of information to estimate the amount of visitor expenditures. Here at Tourism Bureau, MOTC, we proceeded with the survey at Taiwan Taoyuan International Airport and Kaohsiung International Airport, interviewing the inbound visitors, when they left Taiwan. The objects of this survey were the foreign and overseas Chinese inbound visitors from January 1 to December 31, 2007 (excluding the foreign and overseas Chinese transit visitors). This survey still adopted the method of “Quota Sampling”, which conformed best to the control of working standards and the characteristics of the samples to achieve random and sample representative. The number of valid samples was 5,504 persons in total, from January to December, 2007. The major investigative results of this survey were classified into “Related Indices of the Inbound Visitors in Taiwan”, “Analysis of the Inbound Visitors’ Plans”, “Analysis of the Inbound Visitors’ Behavior”, “Analysis of Beneficial Results of the Inbound Visitors’ Consumption and Taiwan’s Competitiveness for the Inbound Visitor’s Market” and “Analysis of Basic Information of the Inbound Visitors”. | |

| | |
|------------------|--|
| Countries | |
|------------------|--|

| Producers & Sponsors | |
|-------------------------|----------------|
| Primary Investigator(s) | Tourism Bureau |
| Other Producer(s) | Tourism Bureau |
| Funding Agency/ies | Tourism Bureau |

| Accessibility | |
|---|------------------------------|
| Distributor(s) | Survey Research Data Archive |
| Depositor(s) | |
| Access Conditions 公共版(網路會員、一般會員、院內會員) | |

Files Description

Dataset contains 1 file(s)

| data2007 | |
|---------------|------|
| # Cases | 5504 |
| # Variable(s) | 224 |

Variables Group(s)

Dataset contains 7 group(s)

| Group Case Number & Date | | | | | | | |
|--------------------------|---------|-------------------------|------------|-------------|-------|---------|----------|
| # | Name | Label | Type | Format | Valid | Invalid | Question |
| 1 | month | Configuration month | discrete | numeric-2.0 | 5504 | 0 | - |
| 2 | daystay | Stay in Taiwan __day(s) | continuous | numeric-2.0 | 5504 | 0 | - |

| Group A、General Information | | | | | | | |
|-----------------------------|-------|--|----------|-------------|-------|---------|----------|
| # | Name | Label | Type | Format | Valid | Invalid | Question |
| 1 | a2 | A2. What was the port of entry? | discrete | numeric-1.0 | 5504 | 0 | - |
| 2 | a3_a1 | A3. After you arrived in Taiwan, how did you leave the airport (port)? | discrete | numeric-2.0 | 5504 | 0 | - |
| 3 | a3_a2 | A3. After you arrived in Taiwan, how did you leave the airport (port)?Satisfaction | discrete | numeric-1.0 | 4492 | 1012 | - |
| 4 | a3_b1 | A3. And today, how did you get to this airport? | discrete | numeric-2.0 | 5504 | 0 | - |
| 5 | a3_b2 | A3. And today, how did you get to this airport? Satisfaction | discrete | numeric-1.0 | 4539 | 965 | - |

| Group B、Plan for Your Trip | | | | | | | |
|----------------------------|--------|--|----------|-------------|-------|---------|----------|
| # | Name | Label | Type | Format | Valid | Invalid | Question |
| 1 | b1_a | B1.1. Before arrival, had you ever read or seen the logo of Taiwan tourism? | discrete | numeric-1.0 | 5504 | 0 | - |
| 2 | b1_a_1 | B1.1. Before arrival, had you ever read or seen the logo of Taiwan tourism? (1)TV(choice multiple) | discrete | numeric-1.0 | 1987 | 3517 | - |
| 3 | b1_a_2 | B1.1. Before arrival, had you ever read or seen the logo of Taiwan tourism? (2)Newspapers, magazines, books(choice multiple) | discrete | numeric-1.0 | 1987 | 3517 | - |
| 4 | b1_a_3 | B1.1. Before arrival, had you ever read or seen the logo of Taiwan tourism?(3)the Internet(choice multiple) | discrete | numeric-1.0 | 1987 | 3517 | - |
| 5 | b1_a_4 | B1.1. Before arrival, had you ever read or seen the logo of Taiwan tourism? (4)International travel exhibitions(choice multiple) | discrete | numeric-1.0 | 1987 | 3517 | - |
| 6 | b1_a_5 | B1.1. Before arrival, had you ever read or seen the logo of Taiwan tourism?(5)advertisement boxes(choice multiple) | discrete | numeric-1.0 | 1987 | 3517 | - |

| # | Name | Label | Type | Format | Valid | Invalid | Question |
|----|--------|---|----------|-------------|-------|---------|----------|
| 7 | b1_a_6 | B1.1. Before arrival, had you ever read or seen the logo of Taiwan tourism?(6)advertisement leaflets(choice multiple) | discrete | numeric-1.0 | 1987 | 3517 | - |
| 8 | b1_a_7 | B1.1. Before arrival, had you ever read or seen the logo of Taiwan tourism?(7)Others(choice multiple) | discrete | numeric-1.0 | 1987 | 3517 | - |
| 9 | b1_b1 | B1.2. How much did the following media influence your decision to make a sightseeing trip to Taiwan on this trip or in the future? (1)Newspapers, magazines, books | discrete | numeric-1.0 | 5504 | 0 | - |
| 10 | b1_b2 | B1.2. How much did the following media influence your decision to make a sightseeing trip to Taiwan on this trip or in the future? (2)Undergrounds(subways), advertisement boxes, advertisement on buses | discrete | numeric-1.0 | 5504 | 0 | - |
| 11 | b1_b3 | B1.2. How much did the following media influence your decision to make a sightseeing trip to Taiwan on this trip or in the future? (3)TV, radio | discrete | numeric-1.0 | 5504 | 0 | - |
| 12 | b1_b4 | B1.2. How much did the following media influence your decision to make a sightseeing trip to Taiwan on this trip or in the future? (4)The Internet | discrete | numeric-1.0 | 5504 | 0 | - |
| 13 | b1_b5 | B1.2. How much did the following media influence your decision to make a sightseeing trip to Taiwan on this trip or in the future? (5)International travel exhibitions | discrete | numeric-1.0 | 5504 | 0 | - |
| 14 | b1_b6 | B1.2. How much did the following media influence your decision to make a sightseeing trip to Taiwan on this trip or in the future? (6)Outdoor advertisement or billboards | discrete | numeric-1.0 | 5504 | 0 | - |
| 15 | b2_1_1 | B2.1. Where do you plan to get traveling information after your arrival in Taiwan? (1)Arrival Hall(choice multiple) | discrete | numeric-1.0 | 5504 | 0 | - |
| 16 | b2_1_2 | B2.1. Where do you plan to get traveling information after your arrival in Taiwan? (2)Ground Transportation Center(choice multiple) | discrete | numeric-1.0 | 5504 | 0 | - |

| # | Name | Label | Type | Format | Valid | Invalid | Question |
|----|--------|---|----------|-------------|-------|---------|----------|
| 17 | b2_1_3 | B2.1. Where do you plan to get traveling information after your arrival in Taiwan? (3)Travel Agency(choice multiple) | discrete | numeric-1.0 | 5504 | 0 | - |
| 18 | b2_1_4 | B2.1. Where do you plan to get traveling information after your arrival in Taiwan? (4)Visitor Information Center(choice multiple) | discrete | numeric-1.0 | 5504 | 0 | - |
| 19 | b2_1_5 | B2.1. Where do you plan to get traveling information after your arrival in Taiwan? (5)Hotel(choice multiple) | discrete | numeric-1.0 | 5504 | 0 | - |
| 20 | b2_1_6 | B2.1. Where do you plan to get traveling information after your arrival in Taiwan? (6)The Internet(choice multiple) | discrete | numeric-1.0 | 5504 | 0 | - |
| 21 | b2_1_7 | B2.1. Where do you plan to get traveling information after your arrival in Taiwan? (7)Convenient Store(choice multiple) | discrete | numeric-1.0 | 5504 | 0 | - |
| 22 | b2_1_8 | B2.1. Where do you plan to get traveling information after your arrival in Taiwan? (8)Restaurant(choice multiple) | discrete | numeric-1.0 | 5504 | 0 | - |
| 23 | b2_1_9 | B2.1. Where do you plan to get traveling information after your arrival in Taiwan? (9)Other(choice multiple) | discrete | numeric-1.0 | 5504 | 0 | - |
| 24 | b2_2_1 | B2.2. What kind of tourism information do you hope to get after arriving Taiwan? (1)Directories of travel agencies and service items(choice multiple) | discrete | numeric-1.0 | 5504 | 0 | - |
| 25 | b2_2_2 | B2.2. What kind of tourism information do you hope to get after arriving Taiwan?(2)Transportations information(railway, MRT, renting cars)(choice multiple) | discrete | numeric-1.0 | 5504 | 0 | - |
| 26 | b2_2_3 | B2.2. What kind of tourism information do you hope to get after arriving Taiwan? (3)Traveling maps(choice multiple) | discrete | numeric-1.0 | 5504 | 0 | - |
| 27 | b2_2_4 | B2.2. What kind of tourism information do you hope to get after arriving Taiwan? (4)Food information(choice multiple) | discrete | numeric-1.0 | 5504 | 0 | - |
| 28 | b2_2_5 | B2.2. What kind of tourism information do you hope to get after arriving Taiwan? (5)Accommodation information(choice multiple) | discrete | numeric-1.0 | 5504 | 0 | - |

| # | Name | Label | Type | Format | Valid | Invalid | Question |
|----|--------|---|----------|-------------|-------|---------|----------|
| 29 | b2_2_6 | B2.2. What kind of tourism information do you hope to get after arriving Taiwan? (6)Theme traveling suggestion(choice multiple) | discrete | numeric-1.0 | 5504 | 0 | - |
| 30 | b2_2_7 | B2.2. What kind of tourism information do you hope to get after arriving Taiwan?(7)Scenic spots introduction(choice multiple) | discrete | numeric-1.0 | 5503 | 1 | - |
| 31 | b2_2_8 | B2.2. What kind of tourism information do you hope to get after arriving Taiwan?(8)Festivals introduction(choice multiple) | discrete | numeric-1.0 | 5504 | 0 | - |
| 32 | b2_2_9 | B2.2. What kind of tourism information do you hope to get after arriving Taiwan? (9)Others(choice multiple) | discrete | numeric-1.0 | 5504 | 0 | - |
| 33 | b3_1 | B3. What are the purposes of taking this trip to Taiwan? Main reason | discrete | numeric-1.0 | 5504 | 0 | - |
| 34 | b3_2 | B3. What are the purposes of taking this trip to Taiwan? Second reason | discrete | numeric-2.0 | 5504 | 0 | - |
| 35 | b4_1 | B4. What attracts you to sightsee Taiwan this time? (1)Scenery(choice multiple) | discrete | numeric-1.0 | 3082 | 2422 | - |
| 36 | b4_2 | B4. What attracts you to sightsee Taiwan this time?(2)Attending festival activities(choice multiple) | discrete | numeric-1.0 | 3082 | 2422 | - |
| 37 | b4_3 | B4. What attracts you to sightsee Taiwan this time? (3)Price of goods(choice multiple) | discrete | numeric-1.0 | 3082 | 2422 | - |
| 38 | b4_4 | B4. What attracts you to sightsee Taiwan this time? (4)Food(choice multiple) | discrete | numeric-1.0 | 3082 | 2422 | - |
| 39 | b4_5 | B4. What attracts you to sightsee Taiwan this time? (5)Fruits(choice multiple) | discrete | numeric-1.0 | 3082 | 2422 | - |
| 40 | b4_6 | B4. What attracts you to sightsee Taiwan this time? (6)Weather(choice multiple) | discrete | numeric-1.0 | 3082 | 2422 | - |
| 41 | b4_7 | B4. What attracts you to sightsee Taiwan this time? (7)Night life(choice multiple) | discrete | numeric-1.0 | 3082 | 2422 | - |
| 42 | b4_8 | B4. What attracts you to sightsee Taiwan this time? (8)Recreational facilities(e.g. amusement parks, golf course, recreational village) (choice multiple) | discrete | numeric-1.0 | 3082 | 2422 | - |
| 43 | b4_9 | B4. What attracts you to sightsee Taiwan this time? (9)Historic relics(choice multiple) | discrete | numeric-1.0 | 3082 | 2422 | - |

| # | Name | Label | Type | Format | Valid | Invalid | Question |
|----|---------|--|----------|-------------|-------|---------|----------|
| 44 | b4_10 | B4. What attracts you to sightsee Taiwan this time?(10)Company excursion(choice multiple) | discrete | numeric-1.0 | 3082 | 2422 | - |
| 45 | b4_11 | B4. What attracts you to sightsee Taiwan this time?(11)Geographical convenience(choice multiple) | discrete | numeric-1.0 | 3082 | 2422 | - |
| 46 | b4_12 | B4. What attracts you to sightsee Taiwan this time?(12)Taiwan's custom and culture(choice multiple) | discrete | numeric-1.0 | 3082 | 2422 | - |
| 47 | b4_13 | B4. What attracts you to sightsee Taiwan this time?(13)Safe social environment(choice multiple) | discrete | numeric-1.0 | 3082 | 2422 | - |
| 48 | b4_14 | B4. What attracts you to sightsee Taiwan this time?(14)Democracy(choice multiple) | discrete | numeric-1.0 | 3082 | 2422 | - |
| 49 | b4_15 | B4. What attracts you to sightsee Taiwan this time?(15)Health care(choice multiple) | discrete | numeric-1.0 | 3082 | 2422 | - |
| 50 | b4_16 | B4. What attracts you to sightsee Taiwan this time?(16)Others(choice multiple) | discrete | numeric-1.0 | 3082 | 2422 | - |
| 51 | b5_1 | B5.1. Did you spend your free time on sightseeing during this visit in Taiwan? | discrete | numeric-1.0 | 1934 | 3570 | - |
| 52 | b5_1a | B5.1.A. Yes. If so, how much time did you spend sightseeing? | discrete | numeric-1.0 | 1008 | 4496 | - |
| 53 | b5_1b_1 | B5.1.B. No. Why not?(1)Not arranged by the local office/sponsor(choice multiple) | discrete | numeric-1.0 | 935 | 4569 | - |
| 54 | b5_1b_2 | B5.1.B. No. Why not?(2)Lack of time(choice multiple) | discrete | numeric-1.0 | 935 | 4569 | - |
| 55 | b5_1b_3 | B5.1.B. No. Why not?(3)Lack of tourism information(choice multiple) | discrete | numeric-1.0 | 935 | 4569 | - |
| 56 | b5_1b_4 | B5.1.B. No. Why not?(4)Not included in the package tour(choice multiple) | discrete | numeric-1.0 | 935 | 4569 | - |
| 57 | b5_1b_5 | B5.1.B. No. Why not?(5)Nothing interesting(choice multiple) | discrete | numeric-1.0 | 935 | 4569 | - |
| 58 | b5_1b_6 | B5.1.B. No. Why not?(6)Other(choice multiple) | discrete | numeric-1.0 | 935 | 4569 | - |
| 59 | b5_2a | B5.2. Please rank your satisfaction level with this International conference or exhibition:(1) Conference / exhibition arrangements(If attending"International Conference or exhibition" is neither main purpose nor | discrete | numeric-2.0 | 328 | 5176 | - |

| # | Name | Label | Type | Format | Valid | Invalid | Question |
|----|-------|---|----------|-------------|-------|---------|----------|
| | | secondary purpose,please go to Section C.) | | | | | |
| 60 | b5_2b | B5.2. Please rank your satisfaction level with this International conference or exhibition:(2) Conference/exhibition facilities | discrete | numeric-2.0 | 328 | 5176 | - |
| 61 | b5_2c | B5.2. Please rank your satisfaction level with this International conference or exhibition:(3) Transportation convenience | discrete | numeric-2.0 | 328 | 5176 | - |
| 62 | b5_2d | B5.2. Please rank your satisfaction level with this International conference or exhibition:(4) Pre/post conference tour | discrete | numeric-2.0 | 328 | 5176 | - |

Group C、Spending Behavior

| # | Name | Label | Type | Format | Valid | Invalid | Question |
|---|-------|---|----------|-------------|-------|---------|----------|
| 1 | c1 | C1. How did you arrange this trip to Taiwan? | discrete | numeric-1.0 | 5504 | 0 | - |
| 2 | c2_a1 | C2.1. How would you rate your level of satisfaction with the services provided by the local travel agency and tour guides ?(1) Itinerary | discrete | numeric-2.0 | 2207 | 3297 | - |
| 3 | c2_a2 | C2.1. How would you rate your level of satisfaction with the services provided by the local travel agency and tour guides ?(2) Accommodations | discrete | numeric-2.0 | 3234 | 2270 | - |
| 4 | c2_a3 | C2.1. How would you rate your level of satisfaction with the services provided by the local travel agency and tour guides ?(3) Transportation | discrete | numeric-2.0 | 2207 | 3297 | - |
| 5 | c2_a4 | C2.1. How would you rate your level of satisfaction with the services provided by the local travel agency and tour guides ?(4) Meals | discrete | numeric-2.0 | 2207 | 3297 | - |
| 6 | c2_a5 | C2.1. How would you rate your level of satisfaction with the services provided by the local travel agency and tour guides ?(5) Tour guide service | discrete | numeric-2.0 | 2207 | 3297 | - |
| 7 | c2_a6 | C2.1. How would you rate your level of satisfaction with the services provided by the local travel agency and tour guides ?(6) Professionalism of the tour guides | discrete | numeric-2.0 | 2207 | 3297 | - |
| 8 | c2_a7 | C2.1. How would you rate your level of satisfaction with the services provided by the local travel agency | discrete | numeric-2.0 | 3234 | 2270 | - |

| # | Name | Label | Type | Format | Valid | Invalid | Question |
|----|---------|---|----------|-------------|-------|---------|----------|
| | | and tour guides ?(7) Overall impression | | | | | |
| 9 | c2_ba | C2.2. What are your comments on shopping arranged by the local travel agency?A. Number of shopping trips: __times(If your answer of C1. is not "(1)", please skip to C3.) | discrete | numeric-1.0 | 1811 | 3693 | - |
| 10 | c2_bb | C2.2. What are your comments on shopping arranged by the local travel agency?B. Commodity prices | discrete | numeric-1.0 | 1811 | 3693 | - |
| 11 | c3 | C3. Did you pay any prepaid travel expenses before arrival? | discrete | numeric-1.0 | 5500 | 4 | - |
| 12 | c4_a | C4. How much did you prepay before arrival?Total cost | discrete | numeric-8.0 | 2902 | 2602 | - |
| 13 | c4_b | C4. How much did you prepay before arrival?Type of currency | discrete | numeric-2.0 | 2931 | 2573 | - |
| 14 | airfare | C4. How much did you prepay before arrival?Air/ ship fare | discrete | numeric-1.0 | 2943 | 2561 | - |
| 15 | c5_1 | C5. Which of the following expenses did you prepay before arrival? (1)Hotel(choice multiple) | discrete | numeric-1.0 | 2961 | 2543 | - |
| 16 | c5_2 | C5. Which of the following expenses did you prepay before arrival?(2)Meals outside hotel(choice multiple) | discrete | numeric-1.0 | 2961 | 2543 | - |
| 17 | c5_3 | C5. Which of the following expenses did you prepay before arrival?(3)Local transportation(choice multiple) | discrete | numeric-1.0 | 2961 | 2543 | - |
| 18 | c5_4 | C5. Which of the following expenses did you prepay before arrival? (4)Entertainment(choice multiple) | discrete | numeric-1.0 | 2960 | 2544 | - |
| 19 | c5_5 | C5. Which of the following expenses did you prepay before arrival?(5)Miscellaneous expenses(choice multiple) | discrete | numeric-1.0 | 2958 | 2546 | - |
| 20 | c6_a | C6. How much money in total did you spend in Taiwan on this trip? (Please exclude prepayments) | discrete | numeric-8.0 | 5399 | 105 | - |
| 21 | c6_b | C6. How much money in total did you spend in Taiwan on this trip? (Please exclude prepayments)Type of currency | discrete | numeric-2.0 | 5281 | 223 | - |

| # | Name | Label | Type | Format | Valid | Invalid | Question |
|----|--------|--|----------|-------------|-------|---------|----------|
| 22 | c7_1a | C7. Please itemize these expenses in terms of their amount or percentage.1. Hotel bills | discrete | numeric-8.0 | 5397 | 107 | - |
| 23 | c7_1b | C7. Please itemize these expenses in terms of their amount or percentage.1. Hotel bills:__person(s) | discrete | numeric-2.0 | 2035 | 3469 | - |
| 24 | c7_2a | C7. Please itemize these expenses in terms of their amount or percentage.2. Meals excluding hotel meals: | discrete | numeric-8.0 | 5396 | 108 | - |
| 25 | c7_2b | C7. Please itemize these expenses in terms of their amount or percentage.2. Meals excluding hotel meals__person(s) | discrete | numeric-2.0 | 3047 | 2457 | - |
| 26 | c7_3a | C7. Please itemize these expenses in terms of their amount or percentage.3. Local transportation | discrete | numeric-8.0 | 5398 | 106 | - |
| 27 | c7_3b | C7. Please itemize these expenses in terms of their amount or percentage.3. Local transportation__person(s) | discrete | numeric-2.0 | 2279 | 3225 | - |
| 28 | c7_4a | C7. Please itemize these expenses in terms of their amount or percentage.4. Entertainment | discrete | numeric-8.0 | 5412 | 92 | - |
| 29 | c7_4b | C7. Please itemize these expenses in terms of their amount or percentage.4. Entertainment__person(s) | discrete | numeric-2.0 | 1245 | 4259 | - |
| 30 | c7_5a | C7. Please itemize these expenses in terms of their amount or percentage.5. Miscellaneous expenses | discrete | numeric-8.0 | 5411 | 93 | - |
| 31 | c7_5b | C7. Please itemize these expenses in terms of their amount or percentage.5. Miscellaneous expenses__person(s) | discrete | numeric-2.0 | 848 | 4656 | - |
| 32 | c7_6a | C7. Please itemize these expenses in terms of their amount or percentage.6. Shopping | discrete | numeric-8.0 | 5412 | 92 | - |
| 33 | c7_6b | C7. Please itemize these expenses in terms of their amount or percentage.6. Shopping__person(s) | discrete | numeric-2.0 | 4121 | 1383 | - |
| 34 | c7_6_a | C7. Please itemize these expenses in terms of their amount or percentage.6. Shopping (1) Clothes or accessories | discrete | numeric-8.0 | 5412 | 92 | - |
| 35 | c7_6_b | C7. Please itemize these expenses in terms of their | discrete | numeric-8.0 | 5411 | 93 | - |

| # | Name | Label | Type | Format | Valid | Invalid | Question |
|----|--------|--|----------|-------------|-------|---------|----------|
| | | amount or percentage.6. Shopping (2) Jewelry or jade | | | | | |
| 36 | c7_6_c | C7. Please itemize these expenses in terms of their amount or percentage.6. Shopping (3) Souvenirs or handicraft products | discrete | numeric-8.0 | 5412 | 92 | - |
| 37 | c7_6_d | C7. Please itemize these expenses in terms of their amount or percentage.6. Shopping(4) Cosmetics or perfumes | discrete | numeric-8.0 | 5411 | 93 | - |
| 38 | c7_6_e | C7. Please itemize these expenses in terms of their amount or percentage.6. Shopping (5) Featured food or special products | discrete | numeric-8.0 | 5412 | 92 | - |
| 39 | c7_6_f | C7. Please itemize these expenses in terms of their amount or percentage.6. Shopping (6) Tobacco or alcohol | discrete | numeric-8.0 | 5411 | 93 | - |
| 40 | c7_6_g | C7. Please itemize these expenses in terms of their amount or percentage.6. Shopping (7) Chinese herbal medicine or health food | discrete | numeric-8.0 | 5411 | 93 | - |
| 41 | c7_6_h | C7. Please itemize these expenses in terms of their amount or percentage.6. Shopping (8) 3C or electric appliances | discrete | numeric-8.0 | 5410 | 94 | - |
| 42 | c7_6_i | C7. Please itemize these expenses in terms of their amount or percentage.6. Shopping (9) Tea | discrete | numeric-8.0 | 5412 | 92 | - |
| 43 | c7_6_j | C7. Please itemize these expenses in terms of their amount or percentage.6. Shopping(10) Other | discrete | numeric-8.0 | 5411 | 93 | - |
| 44 | c8 | C8. Did you claim a tax refund prior to departure? | discrete | numeric-1.0 | 5504 | 0 | - |
| 45 | c9 | C9. Were the refund procedures easy to follow and convenient? | discrete | numeric-1.0 | 357 | 5147 | - |

Group D、Tourists Behavior

| # | Name | Label | Type | Format | Valid | Invalid | Question |
|---|------|--|----------|-------------|-------|---------|----------|
| 1 | d1_1 | D1. Please check all activities that you have attended during your stay in Taiwan.(1)Outdoor recreation(choice multiple) | discrete | numeric-1.0 | 5504 | 0 | - |
| 2 | d1_2 | D1. Please check all activities that you have attended during your stay in | discrete | numeric-1.0 | 5504 | 0 | - |

| # | Name | Label | Type | Format | Valid | Invalid | Question |
|----|-------|--|----------|-------------|-------|---------|----------|
| | | Taiwan.(2)Golfing(choice multiple) | | | | | |
| 3 | d1_3 | D1. Please check all activities that you have attended during your stay in Taiwan.(3)Hot spring soaking(choice multiple) | discrete | numeric-1.0 | 5504 | 0 | - |
| 4 | d1_4 | D1. Please check all activities that you have attended during your stay in Taiwan.(4)Shopping(choice multiple) | discrete | numeric-1.0 | 5504 | 0 | - |
| 5 | d1_5 | D1. Please check all activities that you have attended during your stay in Taiwan.(5)Historical relics sightseeing(choice multiple) | discrete | numeric-1.0 | 5504 | 0 | - |
| 6 | d1_6 | D1. Please check all activities that you have attended during your stay in Taiwan.(6)Taking wedding or salon shots(choice multiple) | discrete | numeric-1.0 | 5504 | 0 | - |
| 7 | d1_7 | D1. Please check all activities that you have attended during your stay in Taiwan.(7)Skin care treatment or manicure nail art(choice multiple) | discrete | numeric-1.0 | 5504 | 0 | - |
| 8 | d1_8 | D1. Please check all activities that you have attended during your stay in Taiwan.(8)Massage or acupressure(choice multiple) | discrete | numeric-1.0 | 5504 | 0 | - |
| 9 | d1_9 | D1. Please check all activities that you have attended during your stay in Taiwan.(9)Karaoke or K.T.V. (choice multiple) | discrete | numeric-1.0 | 5504 | 0 | - |
| 10 | d1_10 | D1. Please check all activities that you have attended during your stay in Taiwan.(10)Pubs or night clubs(choice multiple) | discrete | numeric-1.0 | 5504 | 0 | - |
| 11 | d1_11 | D1. Please check all activities that you have attended during your stay in Taiwan. (11)Exhibitions(choice multiple) | discrete | numeric-1.0 | 5504 | 0 | - |
| 12 | d1_12 | D1. Please check all activities that you have attended during your stay in Taiwan.(12)Local festival activities(choice multiple) | discrete | numeric-1.0 | 5504 | 0 | - |
| 13 | d1_13 | D1. Please check all activities that you have attended during your stay in Taiwan.(13)Cultural events(choice multiple) | discrete | numeric-1.0 | 5504 | 0 | - |

| # | Name | Label | Type | Format | Valid | Invalid | Question |
|----|-------|---|----------|-------------|-------|---------|----------|
| 14 | d1_14 | D1. Please check all activities that you have attended during your stay in Taiwan.(14)SPA, sauna(choice multiple) | discrete | numeric-1.0 | 5504 | 0 | - |
| 15 | d1_15 | D1. Please check all activities that you have attended during your stay in Taiwan.(15)Night market(choice multiple) | discrete | numeric-1.0 | 5504 | 0 | - |
| 16 | d1_16 | D1. Please check all activities that you have attended during your stay in Taiwan.(16)Lake tour(choice multiple) | discrete | numeric-1.0 | 5504 | 0 | - |
| 17 | d1_17 | D1. Please check all activities that you have attended during your stay in Taiwan.(17)Theme park(choice multiple) | discrete | numeric-1.0 | 5504 | 0 | - |
| 18 | d1_18 | D1. Please check all activities that you have attended during your stay in Taiwan.(18)Other(choice multiple) | discrete | numeric-1.0 | 5504 | 0 | - |
| 19 | d2_1 | D2. What tourist spots have you visited on this trip?spot1 | discrete | numeric-3.0 | 4591 | 913 | - |
| 20 | d2_2 | D2. What tourist spots have you visited on this trip?spot2 | discrete | numeric-3.0 | 4053 | 1451 | - |
| 21 | d2_3 | D2. What tourist spots have you visited on this trip?spot3 | discrete | numeric-3.0 | 3631 | 1873 | - |
| 22 | d2_4 | D2. What tourist spots have you visited on this trip?spot4 | discrete | numeric-3.0 | 3288 | 2216 | - |
| 23 | d2_5 | D2. What tourist spots have you visited on this trip?spot5 | discrete | numeric-3.0 | 2934 | 2570 | - |
| 24 | d2_6 | D2. What tourist spots have you visited on this trip?spot6 | discrete | numeric-3.0 | 2428 | 3076 | - |
| 25 | d2_7 | D2. What tourist spots have you visited on this trip?spot7 | discrete | numeric-3.0 | 1835 | 3669 | - |
| 26 | d2_8 | D2. What tourist spots have you visited on this trip?spot8 | discrete | numeric-3.0 | 1271 | 4233 | - |
| 27 | d2_9 | D2. What tourist spots have you visited on this trip?spot9 | discrete | numeric-3.0 | 896 | 4608 | - |
| 28 | d2_10 | D2. What tourist spots have you visited on this trip? spot10 | discrete | numeric-3.0 | 377 | 5127 | - |
| 29 | d2_11 | D2. What tourist spots have you visited on this trip? spot11 | discrete | numeric-3.0 | 159 | 5345 | - |
| 30 | d2_12 | D2. What tourist spots have you visited on this trip? spot12 | discrete | numeric-3.0 | 88 | 5416 | - |
| 31 | d2_13 | D2. What tourist spots have you visited on this trip? spot13 | discrete | numeric-3.0 | 51 | 5453 | - |

| # | Name | Label | Type | Format | Valid | Invalid | Question |
|----|---------|--|------------|-------------|-------|---------|----------|
| 32 | d2_14 | D2. What tourist spots have you visited on this trip? spot14 | discrete | numeric-3.0 | 22 | 5482 | - |
| 33 | d2_15 | D2. What tourist spots have you visited on this trip? spot15 | discrete | numeric-3.0 | 7 | 5497 | - |
| 34 | d2_a | D2. What tourist spots have you visited on this trip?1. Your favorite tourist spot | discrete | numeric-3.0 | 3660 | 1844 | - |
| 35 | d2_a1 | D2.1. Why do you choose the spot as your favorite tourist spot? | discrete | numeric-2.0 | 3660 | 1844 | - |
| 36 | d2_b | D2. What tourist spots have you visited on this trip?2. Your least favorite tourist spot | discrete | numeric-3.0 | 146 | 5358 | - |
| 37 | d2_b_1 | D2.2. Please indicate what you disliked about your least favorite tourist spot: (1)Scenery(choice multiple) | discrete | numeric-1.0 | 146 | 5358 | - |
| 38 | d2_b_2 | D2.2. Please indicate what you disliked about your least favorite tourist spot:(2)Recreational facilities(choice multiple) | discrete | numeric-1.0 | 146 | 5358 | - |
| 39 | d2_b_3 | D2.2. Please indicate what you disliked about your least favorite tourist spot: (3)Environment(choice multiple) | discrete | numeric-1.0 | 146 | 5358 | - |
| 40 | d2_b_4 | D2.2. Please indicate what you disliked about your least favorite tourist spot: (4)Transportation(choice multiple) | discrete | numeric-1.0 | 146 | 5358 | - |
| 41 | d2_b_5 | D2.2. Please indicate what you disliked about your least favorite tourist spot: (5)Other(choice multiple) | discrete | numeric-1.0 | 146 | 5358 | - |
| 42 | d3_1 | D3. Where did you stay during this visit to Taiwan? (1)Hotels(choice multiple) | discrete | numeric-1.0 | 5504 | 0 | - |
| 43 | hotcity | D3(1). The main hotel is in __County (City) | discrete | numeric-2.0 | 4854 | 650 | - |
| 44 | htype | D3(1). Type of hotel | continuous | numeric-1.0 | 4854 | 650 | - |
| 45 | d3_1b | D3(1). How do you rate hotels? | discrete | numeric-1.0 | 4854 | 650 | - |
| 46 | d3_2 | D3. Where did you stay during this visit to Taiwan? (2)The home of relatives or friends(choice multiple) | discrete | numeric-1.0 | 5504 | 0 | - |
| 47 | d3_3 | D3. Where did you stay during this visit to Taiwan? (3)Dormitory(choice multiple) | discrete | numeric-1.0 | 5504 | 0 | - |
| 48 | d3_4 | D3. Where did you stay during this visit to Taiwan? | discrete | numeric-1.0 | 5504 | 0 | - |

| # | Name | Label | Type | Format | Valid | Invalid | Question |
|----|-------|--|----------|-------------|-------|---------|----------|
| | | (4)Rental apartments(choice multiple) | | | | | |
| 49 | d3_5 | D3. Where did you stay during this visit to Taiwan? (5)Temples, seminaries, or churches(choice multiple) | discrete | numeric-1.0 | 5504 | 0 | - |
| 50 | d3_6 | D3. Where did you stay during this visit to Taiwan? (6)Youth hostels or community centers(choice multiple) | discrete | numeric-1.0 | 5504 | 0 | - |
| 51 | d3_7 | D3. Where did you stay during this visit to Taiwan? (7)Guest houses(choice multiple) | discrete | numeric-1.0 | 5504 | 0 | - |
| 52 | d3_8 | D3. Where did you stay during this visit to Taiwan? (8)Others(choice multiple) | discrete | numeric-1.0 | 5504 | 0 | - |
| 53 | d4 | D4. Will you visit Taiwan again? | discrete | numeric-1.0 | 5504 | 0 | - |
| 54 | d4_a | D4.1. Yes. The main reason | discrete | numeric-1.0 | 5377 | 127 | - |
| 55 | d5_a1 | D5. How do you rate your satisfaction with the experiences you had during your stay in Taiwan(1) Efficiency of applying for a visa(Convenience) | discrete | numeric-1.0 | 5504 | 0 | - |
| 56 | d5_a2 | D5. How do you rate your satisfaction with the experiences you had during your stay in Taiwan(2) International transportation to Taiwan(Convenience) | discrete | numeric-1.0 | 5504 | 0 | - |
| 57 | d5_a3 | D5. How do you rate your satisfaction with the experiences you had during your stay in Taiwan(3) Communication facilities(Convenience) | discrete | numeric-1.0 | 5504 | 0 | - |
| 58 | d5_a4 | D5. How do you rate your satisfaction with the experiences you had during your stay in Taiwan(4) Access to tourism information(Convenience) | discrete | numeric-1.0 | 5504 | 0 | - |
| 59 | d5_a5 | D5. How do you rate your satisfaction with the experiences you had during your stay in Taiwan(5) Local transportation(Convenience) | discrete | numeric-1.0 | 5504 | 0 | - |
| 60 | d5_a6 | D5. How do you rate your satisfaction with the experiences you had during your stay in Taiwan(6) Immigration procedures(Convenience) | discrete | numeric-1.0 | 5504 | 0 | - |
| 61 | d5_a7 | D5. How do you rate your satisfaction with the experiences you | discrete | numeric-1.0 | 5504 | 0 | - |

| # | Name | Label | Type | Format | Valid | Invalid | Question |
|----|-------|--|----------|-------------|-------|---------|----------|
| | | had during your stay in Taiwan(7) Customs procedures(Convenience) | | | | | |
| 62 | d5_b1 | D5. How do you rate your satisfaction with the experiences you had during your stay in Taiwan(1) Clearness of road signs and public facilities signs(Environment internationalization) | discrete | numeric-1.0 | 5504 | 0 | - |
| 63 | d5_b2 | D5. How do you rate your satisfaction with the experiences you had during your stay in Taiwan(2) Access to services in English(Environment internationalization) | discrete | numeric-1.0 | 5504 | 0 | - |
| 64 | d5_b3 | D5. How do you rate your satisfaction with the experiences you had during your stay in Taiwan(3) Friendliness of Taiwan people(Environment internationalization) | discrete | numeric-1.0 | 5504 | 0 | - |
| 65 | d5_c1 | D5. How do you rate your satisfaction with the experiences you had during your stay in Taiwan(1) Safety of recreational facilities(Safety) | discrete | numeric-1.0 | 5504 | 0 | - |
| 66 | d5_c2 | D5. How do you rate your satisfaction with the experiences you had during your stay in Taiwan(2) Safety of social environments(Safety) | discrete | numeric-1.0 | 5504 | 0 | - |
| 67 | d5_c3 | D5. How do you rate your satisfaction with the experiences you had during your stay in Taiwan(3) Safety of accommodation facilities(Safety) | discrete | numeric-1.0 | 5504 | 0 | - |
| 68 | d5_c4 | D5. How do you rate your satisfaction with the experiences you had during your stay in Taiwan(4) Good public environmental hygiene(Safety) | discrete | numeric-1.0 | 5504 | 0 | - |
| 69 | d5_c5 | D5. How do you rate your satisfaction with the experiences you had during your stay in Taiwan(5) Good food hygiene(Safety) | discrete | numeric-1.0 | 5504 | 0 | - |
| 70 | d5_d | D5.4. How do you rate your satisfaction with the experiences you had during your stay in Taiwan. Please rate your overall satisfaction with this trip to Taiwan | discrete | numeric-1.0 | 5504 | 0 | - |
| 71 | d6_a | D6.1. Please indicate your favorite foreign country/area | discrete | numeric-2.0 | 5504 | 0 | - |

| # | Name | Label | Type | Format | Valid | Invalid | Question |
|----|----------|--|----------|-------------|-------|---------|----------|
| | | which you have had visited as a tourist for the past 3 years? (Please check one only and exclude the country/area of your residence) | | | | | |
| 72 | d6_b1_1 | D6.2. Why is the chosen country/area your favorite? (1)Scenery(choice multiple) | discrete | numeric-1.0 | 2230 | 3274 | - |
| 73 | d6_b1_2 | D6.2. Why is the chosen country/area your favorite? (2)Price of goods(choice multiple) | discrete | numeric-1.0 | 2229 | 3275 | - |
| 74 | d6_b1_3 | D6.2. Why is the chosen country/area your favorite? (3)Food(choice multiple) | discrete | numeric-1.0 | 2230 | 3274 | - |
| 75 | d6_b1_4 | D6.2. Why is the chosen country/area your favorite? (4)Fruits(choice multiple) | discrete | numeric-1.0 | 2230 | 3274 | - |
| 76 | d6_b1_5 | D6.2. Why is the chosen country/area your favorite? (5)Weather(choice multiple) | discrete | numeric-1.0 | 2230 | 3274 | - |
| 77 | d6_b1_6 | D6.2. Why is the chosen country/area your favorite? (6)Night life(choice multiple) | discrete | numeric-1.0 | 2229 | 3275 | - |
| 78 | d6_b1_7 | D6.2. Why is the chosen country/area your favorite?(7)Recreational facilities(choice multiple) | discrete | numeric-1.0 | 2230 | 3274 | - |
| 79 | d6_b1_8 | D6.2. Why is the chosen country/area your favorite? (8)Historical relics(choice multiple) | discrete | numeric-1.0 | 2230 | 3274 | - |
| 80 | d6_b1_9 | D6.2. Why is the chosen country/area your favorite?(9)Geographical convenience(choice multiple) | discrete | numeric-1.0 | 2230 | 3274 | - |
| 81 | d6_b1_10 | D6.2. Why is the chosen country/area your favorite?(10)Customs and culture(choice multiple) | discrete | numeric-1.0 | 2230 | 3274 | - |
| 82 | d6_b1_11 | D6.2. Why is the chosen country/area your favorite?(11)Safe social environment(choice multiple) | discrete | numeric-1.0 | 2230 | 3274 | - |
| 83 | d6_b1_12 | D6.2. Why is the chosen country/area your favorite? (12)Democracy(choice multiple) | discrete | numeric-1.0 | 2230 | 3274 | - |
| 84 | d6_b1_13 | D6.2. Why is the chosen country/area your favorite? (13)Friendliness of the people(choice multiple) | discrete | numeric-1.0 | 2229 | 3275 | - |
| 85 | d6_b1_14 | D6.2. Why is the chosen country/area your favorite? (14)Festival activities(choice multiple) | discrete | numeric-1.0 | 2230 | 3274 | - |

| # | Name | Label | Type | Format | Valid | Invalid | Question |
|-----|----------|---|----------|-------------|-------|---------|----------|
| 86 | d6_b1_15 | D6.2. Why is the chosen country/area your favorite? (15)Others(choice multiple) | discrete | numeric-1.0 | 2230 | 3274 | - |
| 87 | d6_b2_1 | D6.2. Taiwan is superior to this country/area in(1)Scenery(choice multiple) | discrete | numeric-1.0 | 2230 | 3274 | - |
| 88 | d6_b2_2 | D6.2. Taiwan is superior to this country/area in(2)Price of goods(choice multiple) | discrete | numeric-1.0 | 2230 | 3274 | - |
| 89 | d6_b2_3 | D6.2. Taiwan is superior to this country/area in(3)Food(choice multiple) | discrete | numeric-1.0 | 2230 | 3274 | - |
| 90 | d6_b2_4 | D6.2. Taiwan is superior to this country/area in(4)Fruits(choice multiple) | discrete | numeric-1.0 | 2230 | 3274 | - |
| 91 | d6_b2_5 | D6.2. Taiwan is superior to this country/area in(5)Weather(choice multiple) | discrete | numeric-1.0 | 2230 | 3274 | - |
| 92 | d6_b2_6 | D6.2. Taiwan is superior to this country/area in(6)Night life(choice multiple) | discrete | numeric-1.0 | 2229 | 3275 | - |
| 93 | d6_b2_7 | D6.2. Taiwan is superior to this country/area in(7)Recreational facilities(choice multiple) | discrete | numeric-1.0 | 2230 | 3274 | - |
| 94 | d6_b2_8 | D6.2. Taiwan is superior to this country/area in(8)Historical relics(choice multiple) | discrete | numeric-1.0 | 2230 | 3274 | - |
| 95 | d6_b2_9 | D6.2. Taiwan is superior to this country/area in(9)Geographical convenience(choice multiple) | discrete | numeric-1.0 | 2229 | 3275 | - |
| 96 | d6_b2_10 | D6.2. Taiwan is superior to this country/area in(10)Customs and culture(choice multiple) | discrete | numeric-1.0 | 2230 | 3274 | - |
| 97 | d6_b2_11 | D6.2. Taiwan is superior to this country/area in(11)Safe social environment(choice multiple) | discrete | numeric-1.0 | 2230 | 3274 | - |
| 98 | d6_b2_12 | D6.2. Taiwan is superior to this country/area in(12)Democracy(choice multiple) | discrete | numeric-1.0 | 2230 | 3274 | - |
| 99 | d6_b2_13 | D6.2. Taiwan is superior to this country/area in(13)Friendliness of the people(choice multiple) | discrete | numeric-1.0 | 2230 | 3274 | - |
| 100 | d6_b2_14 | D6.2. Taiwan is superior to this country/area in(14)Festival activities(choice multiple) | discrete | numeric-1.0 | 2230 | 3274 | - |
| 101 | d6_b2_15 | D6.2. Taiwan is superior to this country/area | discrete | numeric-1.0 | 2230 | 3274 | - |

| # | Name | Label | Type | Format | Valid | Invalid | Question |
|---|------|-------------------------------|------|--------|-------|---------|----------|
| | | in(15)Others(choice multiple) | | | | | |

Group E、Personal Information

| # | Name | Label | Type | Format | Valid | Invalid | Question |
|---|------|---------------------------------------|----------|-------------|-------|---------|----------|
| 1 | e1 | E1. Nationality | discrete | numeric-2.0 | 5504 | 0 | - |
| 2 | e2 | E2. The country of your residence | discrete | numeric-2.0 | 5504 | 0 | - |
| 3 | e3 | E3. Age | discrete | numeric-1.0 | 5504 | 0 | - |
| 4 | e4 | E4. Annual income: (converted to USD) | discrete | numeric-2.0 | 5504 | 0 | - |
| 5 | e5 | E5. Education | discrete | numeric-2.0 | 5504 | 0 | - |
| 6 | e6 | E6. Occupation | discrete | numeric-2.0 | 5504 | 0 | - |
| 7 | e7 | E7. Gender | discrete | numeric-1.0 | 5504 | 0 | - |

Group created variables

| # | Name | Label | Type | Format | Valid | Invalid | Question |
|---|---------|--------------|------------|-------------|-------|---------|----------|
| 1 | id | Case number | continuous | numeric-5.0 | 5504 | 0 | - |
| 2 | intarea | Survey areas | discrete | numeric-1.0 | 5504 | 0 | - |

Variables Description

Dataset contains 224 variable(s)

File : data2007

id: Case number

| | |
|--------------------|---|
| Information | [Type= continuous] [Format=numeric] [Range= 10001-15504] [Missing=*] |
| Statistics [NW/ W] | [Valid=5504 /-] [Invalid=0 /-] [Mean=12752.5 /-] [StdDev=1589.012 /-] |

month: Configuration month

| | |
|--------------------|---|
| Information | [Type= discrete] [Format=numeric] [Range= 1-12] [Missing=*] |
| Statistics [NW/ W] | [Valid=5504 /-] [Invalid=0 /-] |

| Value | Label | Cases | Percentage |
|-------|-------|-------|------------------|
| 1 | | 458 | <div></div> 8.3% |
| 2 | | 461 | <div></div> 8.4% |
| 3 | | 460 | <div></div> 8.4% |
| 4 | | 458 | <div></div> 8.3% |
| 5 | | 460 | <div></div> 8.4% |
| 6 | | 453 | <div></div> 8.2% |
| 7 | | 460 | <div></div> 8.4% |
| 8 | | 473 | <div></div> 8.6% |
| 9 | | 446 | <div></div> 8.1% |
| 10 | | 449 | <div></div> 8.2% |
| 11 | | 465 | <div></div> 8.4% |
| 12 | | 461 | <div></div> 8.4% |

Warning: these figures indicate the number of cases found in the data file. They cannot be interpreted as summary statistics of the population of interest.

daystay: Stay in Taiwan __day(s)

| | |
|--------------------|--|
| Information | [Type= continuous] [Format=numeric] [Range= 1-60] [Missing=*] |
| Statistics [NW/ W] | [Valid=5504 /-] [Invalid=0 /-] [Mean=5.797 /-] [StdDev=7.602 /-] |

a2: A2. What was the port of entry?

| | |
|--------------------|--|
| Information | [Type= discrete] [Format=numeric] [Range= 1-5] [Missing=*] |
| Statistics [NW/ W] | [Valid=5504 /-] [Invalid=0 /-] |

| Value | Label | Cases | Percentage |
|-------|--------------------------------------|-------|-------------------|
| 1 | Taiwan Taoyuan International Airport | 4977 | <div></div> 90.4% |
| 2 | Kaohsiung International Airport | 490 | <div></div> 8.9% |
| 3 | Keelung Port | 4 | <div></div> 0.1% |
| 4 | Kaohsiung Port | 33 | <div></div> 0.6% |
| 5 | Other | 0 | |

Warning: these figures indicate the number of cases found in the data file. They cannot be interpreted as summary statistics of the population of interest.

a3_a1: A3. After you arrived in Taiwan, how did you leave the airport (port)?

| | |
|--------------------|---|
| Information | [Type= discrete] [Format=numeric] [Range= 1-99] [Missing=*] |
| Statistics [NW/ W] | [Valid=5504 /-] [Invalid=0 /-] |

| Value | Label | Cases | Percentage |
|-------|----------------------------------|-------|-------------------|
| 1 | Cars arranged by travel agencies | 2032 | <div></div> 36.9% |
| 2 | Hotel shuttle buses or limousine | 460 | <div></div> 8.4% |
| 3 | Public transportation | 827 | <div></div> 15.0% |
| 4 | Taxis | 1139 | <div></div> 20.7% |
| 5 | Air planes | 27 | <div></div> 0.5% |

File : data2007

a3_a1: A3. After you arrived in Taiwan, how did you leave the airport (port)?

| Value | Label | Cases | Percentage |
|-------|---|-------|------------|
| 6 | Cars of relatives, frie or business offices | 1006 | 18.3% |
| 7 | Others | 7 | 0.1% |
| 99 | Skip or No experience | 6 | 0.1% |

Warning: these figures indicate the number of cases found in the data file. They cannot be interpreted as summary statistics of the population of interest.

a3_a2: A3. After you arrived in Taiwan, how did you leave the airport (port)?Satisfaction

| | |
|--------------------|--|
| Information | [Type= discrete] [Format=numeric] [Range= 1-5] [Missing=*] |
| Statistics [NW/ W] | [Valid=4492 /-] [Invalid=1012 /-] |

| Value | Label | Cases | Percentage |
|---------|-----------|-------|------------|
| 1 | Very poor | 20 | 0.4% |
| 2 | Poor | 54 | 1.2% |
| 3 | Fair | 766 | 17.1% |
| 4 | Good | 2042 | 45.5% |
| 5 | Excellent | 1610 | 35.8% |
| Sysmiss | | 1012 | |

Warning: these figures indicate the number of cases found in the data file. They cannot be interpreted as summary statistics of the population of interest.

a3_b1: A3. And today, how did you get to this airport?

| | |
|--------------------|---|
| Information | [Type= discrete] [Format=numeric] [Range= 1-99] [Missing=*] |
| Statistics [NW/ W] | [Valid=5504 /-] [Invalid=0 /-] |

| Value | Label | Cases | Percentage |
|-------|---|-------|------------|
| 1 | Cars arranged by travel agencies | 2013 | 36.6% |
| 2 | Hotel shuttle buses or limousine | 463 | 8.4% |
| 3 | Public transportation | 781 | 14.2% |
| 4 | Taxies | 1261 | 22.9% |
| 5 | Air planes | 17 | 0.3% |
| 6 | Cars of relatives, frie or business offices | 956 | 17.4% |
| 7 | Others | 7 | 0.1% |
| 99 | Skip or No experience | 6 | 0.1% |

Warning: these figures indicate the number of cases found in the data file. They cannot be interpreted as summary statistics of the population of interest.

a3_b2: A3. And today, how did you get to this airport?Satisfaction

| | |
|--------------------|--|
| Information | [Type= discrete] [Format=numeric] [Range= 1-5] [Missing=*] |
| Statistics [NW/ W] | [Valid=4539 /-] [Invalid=965 /-] |

| Value | Label | Cases | Percentage |
|---------|-----------|-------|------------|
| 1 | Very poor | 24 | 0.5% |
| 2 | Poor | 64 | 1.4% |
| 3 | Fair | 748 | 16.5% |
| 4 | Good | 2010 | 44.3% |
| 5 | Excellent | 1693 | 37.3% |
| Sysmiss | | 965 | |

Warning: these figures indicate the number of cases found in the data file. They cannot be interpreted as summary statistics of the population of interest.

b1_a: B1.1. Before arrival, had you ever read or seen the logo of Taiwan tourism?

| | |
|-------------|--|
| Information | [Type= discrete] [Format=numeric] [Range= 1-2] [Missing=*] |
|-------------|--|

File : data2007

b1_a: B1.1. Before arrival, had you ever read or seen the logo of Taiwan tourism?

Statistics [NW/ W] [Valid=5504 /-] [Invalid=0 /-]

| Value | Label | Cases | Percentage |
|-------|-------------------|-------|------------------------------|
| 1 | Yes (go toB1. 2.) | 1989 | <div><div></div></div> 36.1% |
| 2 | No (skip to B2.) | 3515 | <div><div></div></div> 63.9% |

Warning: these figures indicate the number of cases found in the data file. They cannot be interpreted as summary statistics of the population of interest.

b1_a_1: B1.1. Before arrival, had you ever read or seen the logo of Taiwan tourism?(1)TV(choice multiple)

Information [Type= discrete] [Format=numeric] [Range= 0-1] [Missing=*]

Statistics [NW/ W] [Valid=1987 /-] [Invalid=3517 /-]

| Value | Label | Cases | Percentage |
|---------|-------|-------|------------------------------|
| 0 | No | 1141 | <div><div></div></div> 57.4% |
| 1 | Yes | 846 | <div><div></div></div> 42.6% |
| Sysmiss | | 3517 | |

Warning: these figures indicate the number of cases found in the data file. They cannot be interpreted as summary statistics of the population of interest.

b1_a_2: B1.1. Before arrival, had you ever read or seen the logo of Taiwan tourism?(2)Newspapers, magazines, books(choice multiple)

Information [Type= discrete] [Format=numeric] [Range= 0-1] [Missing=*]

Statistics [NW/ W] [Valid=1987 /-] [Invalid=3517 /-]

| Value | Label | Cases | Percentage |
|---------|-------|-------|------------------------------|
| 0 | No | 1339 | <div><div></div></div> 67.4% |
| 1 | Yes | 648 | <div><div></div></div> 32.6% |
| Sysmiss | | 3517 | |

Warning: these figures indicate the number of cases found in the data file. They cannot be interpreted as summary statistics of the population of interest.

b1_a_3: B1.1. Before arrival, had you ever read or seen the logo of Taiwan tourism?(3)the Internet(choice multiple)

Information [Type= discrete] [Format=numeric] [Range= 0-1] [Missing=*]

Statistics [NW/ W] [Valid=1987 /-] [Invalid=3517 /-]

| Value | Label | Cases | Percentage |
|---------|-------|-------|------------------------------|
| 0 | No | 1345 | <div><div></div></div> 67.7% |
| 1 | Yes | 642 | <div><div></div></div> 32.3% |
| Sysmiss | | 3517 | |

Warning: these figures indicate the number of cases found in the data file. They cannot be interpreted as summary statistics of the population of interest.

b1_a_4: B1.1. Before arrival, had you ever read or seen the logo of Taiwan tourism?(4)International travel exhibitions(choice multiple)

Information [Type= discrete] [Format=numeric] [Range= 0-1] [Missing=*]

Statistics [NW/ W] [Valid=1987 /-] [Invalid=3517 /-]

| Value | Label | Cases | Percentage |
|---------|-------|-------|------------------------------|
| 0 | No | 1786 | <div><div></div></div> 89.9% |
| 1 | Yes | 201 | <div><div></div></div> 10.1% |
| Sysmiss | | 3517 | |

Warning: these figures indicate the number of cases found in the data file. They cannot be interpreted as summary statistics of the population of interest.

File : data2007

b1_a_5: B1.1. Before arrival, had you ever read or seen the logo of Taiwan tourism?(5)advertisement boxes(choice multiple)

| Information | [Type= discrete] [Format=numeric] [Range= 0-1] [Missing=*] | | |
|---------------------------|--|-------|------------|
| Statistics [NW/ W] | [Valid=1987 /-] [Invalid=3517 /-] | | |
| Value | Label | Cases | Percentage |
| 0 | No | 1706 | 85.9% |
| 1 | Yes | 281 | 14.1% |
| Sysmiss | | 3517 | |

Warning: these figures indicate the number of cases found in the data file. They cannot be interpreted as summary statistics of the population of interest.

b1_a_6: B1.1. Before arrival, had you ever read or seen the logo of Taiwan tourism?(6)advertisement leaflets(choice multiple)

| Information | [Type= discrete] [Format=numeric] [Range= 0-1] [Missing=*] | | |
|---------------------------|--|-------|------------|
| Statistics [NW/ W] | [Valid=1987 /-] [Invalid=3517 /-] | | |
| Value | Label | Cases | Percentage |
| 0 | No | 1780 | 89.6% |
| 1 | Yes | 207 | 10.4% |
| Sysmiss | | 3517 | |

Warning: these figures indicate the number of cases found in the data file. They cannot be interpreted as summary statistics of the population of interest.

b1_a_7: B1.1. Before arrival, had you ever read or seen the logo of Taiwan tourism?(7) Others(choice multiple)

| Information | [Type= discrete] [Format=numeric] [Range= 0-1] [Missing=*] | | |
|---------------------------|--|-------|------------|
| Statistics [NW/ W] | [Valid=1987 /-] [Invalid=3517 /-] | | |
| Value | Label | Cases | Percentage |
| 0 | No | 1869 | 94.1% |
| 1 | Yes | 118 | 5.9% |
| Sysmiss | | 3517 | |

Warning: these figures indicate the number of cases found in the data file. They cannot be interpreted as summary statistics of the population of interest.

b1_b1: B1.2. How much did the following media influence your decision to make a sightseeing trip to Taiwan on this trip or in the future?(1)Newspapers, magazines, books

| Information | [Type= discrete] [Format=numeric] [Range= 0-5] [Missing=*] | | |
|---------------------------|--|-------|------------|
| Statistics [NW/ W] | [Valid=5504 /-] [Invalid=0 /-] | | |
| Value | Label | Cases | Percentage |
| 0 | Never Seen | 2875 | 52.2% |
| 1 | Very slight | 40 | 0.7% |
| 2 | Slight | 211 | 3.8% |
| 3 | Moderate | 865 | 15.7% |
| 4 | Strong | 940 | 17.1% |
| 5 | Very Strong | 573 | 10.4% |







Warning: these figures indicate the number of cases found in the data file. They cannot be interpreted as summary statistics of the population of interest.

b1_b2: B1.2. How much did the following media influence your decision to make a sightseeing trip to Taiwan on this trip or in the future?(2)Undergrounds(subways), advertisement boxes, advertisement on buses

| | | | |
|---------------------------|--|--|--|
| Information | [Type= discrete] [Format=numeric] [Range= 0-5] [Missing=*] | | |
| Statistics [NW/ W] | [Valid=5504 /-] [Invalid=0 /-] | | |

File : data2007







b1_b2: B1.2. How much did the following media influence your decision to make a sightseeing trip to Taiwan on this trip or in the future?(2)Undergrounds(subways), advertisement boxes, advertisement on buses

| Value | Label | Cases | Percentage |
|-------|-------------|-------|---|
| 0 | Never Seen | 4158 |  75.5% |
| 1 | Very slight | 73 |  1.3% |
| 2 | Slight | 332 |  6.0% |
| 3 | Moderate | 584 |  10.6% |
| 4 | Strong | 295 |  5.4% |
| 5 | Very Strong | 62 |  1.1% |

Warning: these figures indicate the number of cases found in the data file. They cannot be interpreted as summary statistics of the population of interest.

b1_b3: B1.2. How much did the following media influence your decision to make a sightseeing trip to Taiwan on this trip or in the future?(3)TV, radio







| | |
|--------------------|--|
| Information | [Type= discrete] [Format=numeric] [Range= 0-5] [Missing=*] |
| Statistics [NW/ W] | [Valid=5504 /-] [Invalid=0 /-] |

| Value | Label | Cases | Percentage |
|-------|-------------|-------|---|
| 0 | Never Seen | 2871 |  52.2% |
| 1 | Very slight | 43 |  0.8% |
| 2 | Slight | 219 |  4.0% |
| 3 | Moderate | 788 |  14.3% |
| 4 | Strong | 857 |  15.6% |
| 5 | Very Strong | 726 |  13.2% |

Warning: these figures indicate the number of cases found in the data file. They cannot be interpreted as summary statistics of the population of interest.

b1_b4: B1.2. How much did the following media influence your decision to make a sightseeing trip to Taiwan on this trip or in the future?(4)The Internet






| | |
|--------------------|--|
| Information | [Type= discrete] [Format=numeric] [Range= 0-5] [Missing=*] |
| Statistics [NW/ W] | [Valid=5504 /-] [Invalid=0 /-] |

| Value | Label | Cases | Percentage |
|-------|-------------|-------|---|
| 0 | Never Seen | 2914 |  52.9% |
| 1 | Very slight | 31 |  0.6% |
| 2 | Slight | 188 |  3.4% |
| 3 | Moderate | 726 |  13.2% |
| 4 | Strong | 918 |  16.7% |
| 5 | Very Strong | 727 |  13.2% |

Warning: these figures indicate the number of cases found in the data file. They cannot be interpreted as summary statistics of the population of interest.


b1_b5: B1.2. How much did the following media influence your decision to make a sightseeing trip to Taiwan on this trip or in the future?(5)International travel exhibitions

| | |
|--------------------|--|
| Information | [Type= discrete] [Format=numeric] [Range= 0-5] [Missing=*] |
| Statistics [NW/ W] | [Valid=5504 /-] [Invalid=0 /-] |

| Value | Label | Cases | Percentage |
|-------|-------------|-------|---|
| 0 | Never Seen | 4158 |  75.5% |
| 1 | Very slight | 59 |  1.1% |
| 2 | Slight | 282 |  5.1% |
| 3 | Moderate | 542 |  9.8% |
| 4 | Strong | 317 |  5.8% |

File : data2007







b1_b5: B1.2. How much did the following media influence your decision to make a sightseeing trip to Taiwan on this trip or in the future?(5)International travel exhibitions

| Value | Label | Cases | Percentage |
|-------|-------------|-------|--|
| 5 | Very Strong | 146 |  2.7% |

Warning: these figures indicate the number of cases found in the data file. They cannot be interpreted as summary statistics of the population of interest.

b1_b6: B1.2. How much did the following media influence your decision to make a sightseeing trip to Taiwan on this trip or in the future?(6)Outdoor advertisement or billboards



| | |
|--------------------|--|
| Information | [Type= discrete] [Format=numeric] [Range= 0-5] [Missing=*] |
| Statistics [NW/ W] | [Valid=5504 /-] [Invalid=0 /-] |

| Value | Label | Cases | Percentage |
|-------|-------------|-------|---|
| 0 | Never Seen | 4254 |  77.3% |
| 1 | Very slight | 84 |  1.5% |
| 2 | Slight | 302 |  5.5% |
| 3 | Moderate | 524 |  9.5% |
| 4 | Strong | 259 |  4.7% |
| 5 | Very Strong | 81 |  1.5% |

Warning: these figures indicate the number of cases found in the data file. They cannot be interpreted as summary statistics of the population of interest.

b2_1_1: B2.1. Where do you plan to get traveling information after your arrival in Taiwan?(1)Arrival Hall(choice multiple)

| | |
|--------------------|--|
| Information | [Type= discrete] [Format=numeric] [Range= 0-1] [Missing=*] |
| Statistics [NW/ W] | [Valid=5504 /-] [Invalid=0 /-] |

| Value | Label | Cases | Percentage |
|-------|-------|-------|---|
| 0 | No | 3812 |  69.3% |
| 1 | Yes | 1692 |  30.7% |

Warning: these figures indicate the number of cases found in the data file. They cannot be interpreted as summary statistics of the population of interest.

b2_1_2: B2.1. Where do you plan to get traveling information after your arrival in Taiwan?(2)Ground Transportation Center(choice multiple)

| | |
|--------------------|--|
| Information | [Type= discrete] [Format=numeric] [Range= 0-1] [Missing=*] |
| Statistics [NW/ W] | [Valid=5504 /-] [Invalid=0 /-] |

| Value | Label | Cases | Percentage |
|-------|-------|-------|---|
| 0 | No | 5232 |  95.1% |
| 1 | Yes | 272 |  4.9% |











Warning: these figures indicate the number of cases found in the data file. They cannot be interpreted as summary statistics of the population of interest.

b2_1_3: B2.1. Where do you plan to get traveling information after your arrival in Taiwan?(3)Travel Agency(choice multiple)

| | |
|--------------------|--|
| Information | [Type= discrete] [Format=numeric] [Range= 0-1] [Missing=*] |
| Statistics [NW/ W] | [Valid=5504 /-] [Invalid=0 /-] |

| Value | Label | Cases | Percentage |
|-------|-------|-------|---|
| 0 | No | 4499 |  81.7% |
| 1 | Yes | 1005 |  18.3% |

Warning: these figures indicate the number of cases found in the data file. They cannot be interpreted as summary statistics of the population of interest.

| | | | |
|---|--|-------|---|
| File : data2007 | | | |
| # b2_1_4: B2.1. Where do you plan to get traveling information after your arrival in Taiwan?(4)Visitor Information Center(choice multiple) | | | |
| Information | [Type= discrete] [Format=numeric] [Range= 0-1] [Missing=*] | | |
| Statistics [NW/ W] | [Valid=5504 /-] [Invalid=0 /-] | | |
| Value | Label | Cases | Percentage |
| 0 | No | 4824 |  87.6% |
| 1 | Yes | 680 |  12.4% |
| Warning: these figures indicate the number of cases found in the data file. They cannot be interpreted as summary statistics of the population of interest. | | | |
| # b2_1_5: B2.1. Where do you plan to get traveling information after your arrival in Taiwan?(5)Hotel(choice multiple) | | | |
| Information | [Type= discrete] [Format=numeric] [Range= 0-1] [Missing=*] | | |
| Statistics [NW/ W] | [Valid=5504 /-] [Invalid=0 /-] | | |
| Value | Label | Cases | Percentage |
| 0 | No | 2586 |  47.0% |
| 1 | Yes | 2918 |  53.0% |
| Warning: these figures indicate the number of cases found in the data file. They cannot be interpreted as summary statistics of the population of interest. | | | |
| # b2_1_6: B2.1. Where do you plan to get traveling information after your arrival in Taiwan?(6)The Internet(choice multiple) | | | |
| Information | [Type= discrete] [Format=numeric] [Range= 0-1] [Missing=*] | | |
| Statistics [NW/ W] | [Valid=5504 /-] [Invalid=0 /-] | | |
| Value | Label | Cases | Percentage |
| 0 | No | 3998 |  72.6% |
| 1 | Yes | 1506 |  27.4% |
| Warning: these figures indicate the number of cases found in the data file. They cannot be interpreted as summary statistics of the population of interest. | | | |
| # b2_1_7: B2.1. Where do you plan to get traveling information after your arrival in Taiwan?(7)Convenient Store(choice multiple) | | | |
| Information | [Type= discrete] [Format=numeric] [Range= 0-1] [Missing=*] | | |
| Statistics [NW/ W] | [Valid=5504 /-] [Invalid=0 /-] | | |
| Value | Label | Cases | Percentage |
| 0 | No | 5212 |  94.7% |
| 1 | Yes | 292 |  5.3% |
| Warning: these figures indicate the number of cases found in the data file. They cannot be interpreted as summary statistics of the population of interest. | | | |
| # b2_1_8: B2.1. Where do you plan to get traveling information after your arrival in Taiwan?(8)Restaurant(choice multiple) | | | |
| Information | [Type= discrete] [Format=numeric] [Range= 0-1] [Missing=*] | | |
| Statistics [NW/ W] | [Valid=5504 /-] [Invalid=0 /-] | | |
| Value | Label | Cases | Percentage |
| 0 | No | 5293 |  96.2% |
| 1 | Yes | 211 |  3.8% |
| Warning: these figures indicate the number of cases found in the data file. They cannot be interpreted as summary statistics of the population of interest. | | | |
| # b2_1_9: B2.1. Where do you plan to get traveling information after your arrival in Taiwan?(9)Other(choice multiple) | | | |
| Information | [Type= discrete] [Format=numeric] [Range= 0-1] [Missing=*] | | |

File : data2007**# b2_1_9: B2.1. Where do you plan to get traveling information after your arrival in Taiwan?(9)Other(choice multiple)**

| | |
|--------------------|--------------------------------|
| Statistics [NW/ W] | [Valid=5504 /-] [Invalid=0 /-] |
|--------------------|--------------------------------|

| Value | Label | Cases | Percentage |
|-------|-------|-------|------------------------------|
| 0 | No | 5337 | <div><div></div></div> 97.0% |
| 1 | Yes | 167 | <div><div></div></div> 3.0% |

Warning: these figures indicate the number of cases found in the data file. They cannot be interpreted as summary statistics of the population of interest.

b2_2_1: B2.2. What kind of tourism information do you hope to get after arriving Taiwan?(1)Directories of travel agencies and service items(choice multiple)

| | |
|-------------|--|
| Information | [Type= discrete] [Format=numeric] [Range= 0-1] [Missing=*] |
|-------------|--|

| | |
|--------------------|--------------------------------|
| Statistics [NW/ W] | [Valid=5504 /-] [Invalid=0 /-] |
|--------------------|--------------------------------|

| Value | Label | Cases | Percentage |
|-------|-------|-------|------------------------------|
| 0 | No | 4938 | <div><div></div></div> 89.7% |
| 1 | Yes | 566 | <div><div></div></div> 10.3% |

Warning: these figures indicate the number of cases found in the data file. They cannot be interpreted as summary statistics of the population of interest.

b2_2_2: B2.2. What kind of tourism information do you hope to get after arriving Taiwan?(2)Transportations information(railway, MRT, renting cars)(choice multiple)

| | |
|-------------|--|
| Information | [Type= discrete] [Format=numeric] [Range= 0-1] [Missing=*] |
|-------------|--|

| | |
|--------------------|--------------------------------|
| Statistics [NW/ W] | [Valid=5504 /-] [Invalid=0 /-] |
|--------------------|--------------------------------|

| Value | Label | Cases | Percentage |
|-------|-------|-------|------------------------------|
| 0 | No | 3592 | <div><div></div></div> 65.3% |
| 1 | Yes | 1912 | <div><div></div></div> 34.7% |

Warning: these figures indicate the number of cases found in the data file. They cannot be interpreted as summary statistics of the population of interest.

b2_2_3: B2.2. What kind of tourism information do you hope to get after arriving Taiwan?(3)Traveling maps(choice multiple)

| | |
|-------------|--|
| Information | [Type= discrete] [Format=numeric] [Range= 0-1] [Missing=*] |
|-------------|--|

| | |
|--------------------|--------------------------------|
| Statistics [NW/ W] | [Valid=5504 /-] [Invalid=0 /-] |
|--------------------|--------------------------------|

| Value | Label | Cases | Percentage |
|-------|-------|-------|------------------------------|
| 0 | No | 2951 | <div><div></div></div> 53.6% |
| 1 | Yes | 2553 | <div><div></div></div> 46.4% |

Warning: these figures indicate the number of cases found in the data file. They cannot be interpreted as summary statistics of the population of interest.

b2_2_4: B2.2. What kind of tourism information do you hope to get after arriving Taiwan?(4)Food information(choice multiple)

| | |
|-------------|--|
| Information | [Type= discrete] [Format=numeric] [Range= 0-1] [Missing=*] |
|-------------|--|

| | |
|--------------------|--------------------------------|
| Statistics [NW/ W] | [Valid=5504 /-] [Invalid=0 /-] |
|--------------------|--------------------------------|

| Value | Label | Cases | Percentage |
|-------|-------|-------|------------------------------|
| 0 | No | 3194 | <div><div></div></div> 58.0% |
| 1 | Yes | 2310 | <div><div></div></div> 42.0% |

Warning: these figures indicate the number of cases found in the data file. They cannot be interpreted as summary statistics of the population of interest.

b2_2_5: B2.2. What kind of tourism information do you hope to get after arriving Taiwan?(5)Accommodation information(choice multiple)

| | |
|-------------|--|
| Information | [Type= discrete] [Format=numeric] [Range= 0-1] [Missing=*] |
|-------------|--|

| | |
|--------------------|--------------------------------|
| Statistics [NW/ W] | [Valid=5504 /-] [Invalid=0 /-] |
|--------------------|--------------------------------|

File : data2007**# b2_2_5: B2.2. What kind of tourism information do you hope to get after arriving Taiwan?(5)Accommodation information(choice multiple)**

| Value | Label | Cases | Percentage |
|-------|-------|-------|------------------------------|
| 0 | No | 4447 | <div><div></div></div> 80.8% |
| 1 | Yes | 1057 | <div><div></div></div> 19.2% |

Warning: these figures indicate the number of cases found in the data file. They cannot be interpreted as summary statistics of the population of interest.

b2_2_6: B2.2. What kind of tourism information do you hope to get after arriving Taiwan?(6)Theme traveling suggestion(choice multiple)

| | |
|--------------------|--|
| Information | [Type= discrete] [Format=numeric] [Range= 0-1] [Missing=*] |
| Statistics [NW/ W] | [Valid=5504 /-] [Invalid=0 /-] |

| Value | Label | Cases | Percentage |
|-------|-------|-------|------------------------------|
| 0 | No | 4917 | <div><div></div></div> 89.3% |
| 1 | Yes | 587 | <div><div></div></div> 10.7% |

Warning: these figures indicate the number of cases found in the data file. They cannot be interpreted as summary statistics of the population of interest.

b2_2_7: B2.2. What kind of tourism information do you hope to get after arriving Taiwan?(7)Scenic spots introduction(choice multiple)

| | |
|--------------------|--|
| Information | [Type= discrete] [Format=numeric] [Range= 0-1] [Missing=*] |
| Statistics [NW/ W] | [Valid=5503 /-] [Invalid=1 /-] |

| Value | Label | Cases | Percentage |
|---------|-------|-------|------------------------------|
| 0 | No | 3395 | <div><div></div></div> 61.7% |
| 1 | Yes | 2108 | <div><div></div></div> 38.3% |
| Sysmiss | | 1 | |

Warning: these figures indicate the number of cases found in the data file. They cannot be interpreted as summary statistics of the population of interest.

b2_2_8: B2.2. What kind of tourism information do you hope to get after arriving Taiwan?(8)Festivals introduction(choice multiple)

| | |
|--------------------|--|
| Information | [Type= discrete] [Format=numeric] [Range= 0-1] [Missing=*] |
| Statistics [NW/ W] | [Valid=5504 /-] [Invalid=0 /-] |

| Value | Label | Cases | Percentage |
|-------|-------|-------|------------------------------|
| 0 | No | 4949 | <div><div></div></div> 89.9% |
| 1 | Yes | 555 | <div><div></div></div> 10.1% |

Warning: these figures indicate the number of cases found in the data file. They cannot be interpreted as summary statistics of the population of interest.

b2_2_9: B2.2. What kind of tourism information do you hope to get after arriving Taiwan?(9)Others(choice multiple)

| | |
|--------------------|--|
| Information | [Type= discrete] [Format=numeric] [Range= 0-1] [Missing=*] |
| Statistics [NW/ W] | [Valid=5504 /-] [Invalid=0 /-] |

| Value | Label | Cases | Percentage |
|-------|-------|-------|------------------------------|
| 0 | No | 5308 | <div><div></div></div> 96.4% |
| 1 | Yes | 196 | <div><div></div></div> 3.6% |

Warning: these figures indicate the number of cases found in the data file. They cannot be interpreted as summary statistics of the population of interest.

b3_1: B3. What are the purposes of taking this trip to Taiwan?Main reason

| | |
|--------------------|--|
| Information | [Type= discrete] [Format=numeric] [Range= 1-6] [Missing=*] |
| Statistics [NW/ W] | [Valid=5504 /-] [Invalid=0 /-] |

File : data2007

b3_1: B3. What are the purposes of taking this trip to Taiwan?Main reason

| Value | Label | Cases | Percentage |
|-------|---|-------|------------|
| 1 | Sightseeing(go to B4.) | 2695 | 49.0% |
| 2 | Business(skip to B5.) | 1589 | 28.9% |
| 3 | International Conference or Exhibit(skip to B5.) | 270 | 4.9% |
| 4 | Visiting friends or relatives(skip to section C.) | 592 | 10.8% |
| 5 | Studies(skip to section C.) | 61 | 1.1% |
| 6 | Other(skip to section C.) | 297 | 5.4% |

Warning: these figures indicate the number of cases found in the data file. They cannot be interpreted as summary statistics of the population of interest.

b3_2: B3. What are the purposes of taking this trip to Taiwan?Second reason

| | |
|--------------------|---|
| Information | [Type= discrete] [Format=numeric] [Range= 1-99] [Missing=*] |
| Statistics [NW/ W] | [Valid=5504 /-] [Invalid=0 /-] |

| Value | Label | Cases | Percentage |
|-------|---|-------|------------|
| 1 | Sightseeing(go to B4.) | 387 | 7.0% |
| 2 | Business(skip to B5.) | 129 | 2.3% |
| 3 | International Conference or Exhibit(skip to B5.) | 58 | 1.1% |
| 4 | Visiting friends or relatives(skip to section C.) | 79 | 1.4% |
| 5 | Studies(skip to section C.) | 10 | 0.2% |
| 6 | Other(skip to section C.) | 53 | 1.0% |
| 99 | Not applicable | 4788 | 87.0% |

Warning: these figures indicate the number of cases found in the data file. They cannot be interpreted as summary statistics of the population of interest.

b4_1: B4. What attracts you to sightsee Taiwan this time?(1)Scenery(choice multiple)

| | |
|--------------------|--|
| Information | [Type= discrete] [Format=numeric] [Range= 0-1] [Missing=*] |
| Statistics [NW/ W] | [Valid=3082 /-] [Invalid=2422 /-] |

| Value | Label | Cases | Percentage |
|---------|-------|-------|------------|
| 0 | No | 1396 | 45.3% |
| 1 | Yes | 1686 | 54.7% |
| Sysmiss | | 2422 | |

Warning: these figures indicate the number of cases found in the data file. They cannot be interpreted as summary statistics of the population of interest.

b4_2: B4. What attracts you to sightsee Taiwan this time?(2)Attending festival activities(choice multiple)

| | |
|--------------------|--|
| Information | [Type= discrete] [Format=numeric] [Range= 0-1] [Missing=*] |
| Statistics [NW/ W] | [Valid=3082 /-] [Invalid=2422 /-] |

| Value | Label | Cases | Percentage |
|---------|-------|-------|------------|
| 0 | No | 3020 | 98.0% |
| 1 | Yes | 62 | 2.0% |
| Sysmiss | | 2422 | |

Warning: these figures indicate the number of cases found in the data file. They cannot be interpreted as summary statistics of the population of interest.

b4_3: B4. What attracts you to sightsee Taiwan this time?(3)Price of goods(choice multiple)

| | |
|--------------------|--|
| Information | [Type= discrete] [Format=numeric] [Range= 0-1] [Missing=*] |
| Statistics [NW/ W] | [Valid=3082 /-] [Invalid=2422 /-] |

| Value | Label | Cases | Percentage |
|-------|-------|-------|------------|
| 0 | No | 2734 | 88.7% |

File : data2007



b4_3: B4. What attracts you to sightsee Taiwan this time?(3)Price of goods(choice multiple)

| Value | Label | Cases | Percentage |
|---------|-------|-------|---|
| 1 | Yes | 348 |  11.3% |
| Sysmiss | | 2422 | |

Warning: these figures indicate the number of cases found in the data file. They cannot be interpreted as summary statistics of the population of interest.

b4_4: B4. What attracts you to sightsee Taiwan this time?(4)Food(choice multiple)



| | |
|---------------------------|--|
| Information | [Type= discrete] [Format=numeric] [Range= 0-1] [Missing=*] |
| Statistics [NW/ W] | [Valid=3082 /-] [Invalid=2422 /-] |

| Value | Label | Cases | Percentage |
|---------|-------|-------|---|
| 0 | No | 1559 |  50.6% |
| 1 | Yes | 1523 |  49.4% |
| Sysmiss | | 2422 | |

Warning: these figures indicate the number of cases found in the data file. They cannot be interpreted as summary statistics of the population of interest.

b4_5: B4. What attracts you to sightsee Taiwan this time?(5)Fruits(choice multiple)



| | |
|---------------------------|--|
| Information | [Type= discrete] [Format=numeric] [Range= 0-1] [Missing=*] |
| Statistics [NW/ W] | [Valid=3082 /-] [Invalid=2422 /-] |

| Value | Label | Cases | Percentage |
|---------|-------|-------|---|
| 0 | No | 2717 |  88.2% |
| 1 | Yes | 365 |  11.8% |
| Sysmiss | | 2422 | |

Warning: these figures indicate the number of cases found in the data file. They cannot be interpreted as summary statistics of the population of interest.

b4_6: B4. What attracts you to sightsee Taiwan this time?(6)Weather(choice multiple)



| | |
|---------------------------|--|
| Information | [Type= discrete] [Format=numeric] [Range= 0-1] [Missing=*] |
| Statistics [NW/ W] | [Valid=3082 /-] [Invalid=2422 /-] |

| Value | Label | Cases | Percentage |
|---------|-------|-------|---|
| 0 | No | 2804 |  91.0% |
| 1 | Yes | 278 |  9.0% |
| Sysmiss | | 2422 | |

Warning: these figures indicate the number of cases found in the data file. They cannot be interpreted as summary statistics of the population of interest.

b4_7: B4. What attracts you to sightsee Taiwan this time?(7)Night life(choice multiple)

| | |
|---------------------------|--|
| Information | [Type= discrete] [Format=numeric] [Range= 0-1] [Missing=*] |
| Statistics [NW/ W] | [Valid=3082 /-] [Invalid=2422 /-] |

| Value | Label | Cases | Percentage |
|---------|-------|-------|---|
| 0 | No | 2882 |  93.5% |
| 1 | Yes | 200 |  6.5% |
| Sysmiss | | 2422 | |

Warning: these figures indicate the number of cases found in the data file. They cannot be interpreted as summary statistics of the population of interest.

b4_8: B4. What attracts you to sightsee Taiwan this time?(8)Recreational facilities(e.g. amusement parks, golf course, recreational village)(choice multiple)

| | |
|---------------------------|--|
| Information | [Type= discrete] [Format=numeric] [Range= 0-1] [Missing=*] |
| Statistics [NW/ W] | [Valid=3082 /-] [Invalid=2422 /-] |

File : data2007

b4_8: B4. What attracts you to sightsee Taiwan this time?(8)Recreational facilities(e.g. amusement parks, golf course, recreational village)(choice multiple)

| Value | Label | Cases | Percentage |
|---------|-------|-------|------------------------------|
| 0 | No | 2970 | <div><div></div></div> 96.4% |
| 1 | Yes | 112 | <div><div></div></div> 3.6% |
| Sysmiss | | 2422 | |

Warning: these figures indicate the number of cases found in the data file. They cannot be interpreted as summary statistics of the population of interest.

| # b4_9: B4. What attracts you to sightsee Taiwan this time?(9)Historic relics(choice multiple) | | | |
|---|--|-------|------------------------------|
| Information | [Type= discrete] [Format=numeric] [Range= 0-1] [Missing=*] | | |
| Statistics [NW/ W] | [Valid=3082 /-] [Invalid=2422 /-] | | |
| Value | Label | Cases | Percentage |
| 0 | No | 2700 | <div><div></div></div> 87.6% |
| 1 | Yes | 382 | <div><div></div></div> 12.4% |
| Sysmiss | | 2422 | |
| Warning: these figures indicate the number of cases found in the data file. They cannot be interpreted as summary statistics of the population of interest. | | | |
| # b4_10: B4. What attracts you to sightsee Taiwan this time?(10)Company excursion(choice multiple) | | | |
| Information | [Type= discrete] [Format=numeric] [Range= 0-1] [Missing=*] | | |
| Statistics [NW/ W] | [Valid=3082 /-] [Invalid=2422 /-] | | |
| Value | Label | Cases | Percentage |
| 0 | No | 2883 | <div><div></div></div> 93.5% |
| 1 | Yes | 199 | <div><div></div></div> 6.5% |
| Sysmiss | | 2422 | |
| Warning: these figures indicate the number of cases found in the data file. They cannot be interpreted as summary statistics of the population of interest. | | | |
| # b4_11: B4. What attracts you to sightsee Taiwan this time?(11)Geographical convenience(choice multiple) | | | |
| Information | [Type= discrete] [Format=numeric] [Range= 0-1] [Missing=*] | | |
| Statistics [NW/ W] | [Valid=3082 /-] [Invalid=2422 /-] | | |
| Value | Label | Cases | Percentage |
| 0 | No | 2469 | <div><div></div></div> 80.1% |
| 1 | Yes | 613 | <div><div></div></div> 19.9% |
| Sysmiss | | 2422 | |
| Warning: these figures indicate the number of cases found in the data file. They cannot be interpreted as summary statistics of the population of interest. | | | |
| # b4_12: B4. What attracts you to sightsee Taiwan this time?(12)Taiwan's custom and culture(choice multiple) | | | |
| Information | [Type= discrete] [Format=numeric] [Range= 0-1] [Missing=*] | | |
| Statistics [NW/ W] | [Valid=3082 /-] [Invalid=2422 /-] | | |
| Value | Label | Cases | Percentage |
| 0 | No | 2419 | <div><div></div></div> 78.5% |
| 1 | Yes | 663 | <div><div></div></div> 21.5% |
| Sysmiss | | 2422 | |
| Warning: these figures indicate the number of cases found in the data file. They cannot be interpreted as summary statistics of the population of interest. | | | |
| # b4_13: B4. What attracts you to sightsee Taiwan this time?(13)Safe social environment(choice multiple) | | | |
| Information | [Type= discrete] [Format=numeric] [Range= 0-1] [Missing=*] | | |
| Statistics [NW/ W] | [Valid=3082 /-] [Invalid=2422 /-] | | |
| Value | Label | Cases | Percentage |
| 0 | No | 2877 | <div><div></div></div> 93.3% |
| 1 | Yes | 205 | <div><div></div></div> 6.7% |
| Sysmiss | | 2422 | |
| Warning: these figures indicate the number of cases found in the data file. They cannot be interpreted as summary statistics of the population of interest. | | | |
| # b4_14: B4. What attracts you to sightsee Taiwan this time?(14)Democracy(choice multiple) | | | |
| Information | [Type= discrete] [Format=numeric] [Range= 0-1] [Missing=*] | | |
| Statistics [NW/ W] | [Valid=3082 /-] [Invalid=2422 /-] | | |








| # b4_14: B4. What attracts you to sightsee Taiwan this time?(14)Democracy(choice multiple) | | | |
|---|--|-------|------------------------------|
| Value | Label | Cases | Percentage |
| 0 | No | 3040 | <div><div></div></div> 98.6% |
| 1 | Yes | 42 | <div><div></div></div> 1.4% |
| Sysmiss | | 2422 | |
| Warning: these figures indicate the number of cases found in the data file. They cannot be interpreted as summary statistics of the population of interest. | | | |
| # b4_15: B4. What attracts you to sightsee Taiwan this time?(15)Health care(choice multiple) | | | |
| Information | [Type= discrete] [Format=numeric] [Range= 0-1] [Missing=*] | | |
| Statistics [NW/ W] | [Valid=3082 /-] [Invalid=2422 /-] | | |
| Value | Label | Cases | Percentage |
| 0 | No | 3063 | <div><div></div></div> 99.4% |
| 1 | Yes | 19 | <div><div></div></div> 0.6% |
| Sysmiss | | 2422 | |
| Warning: these figures indicate the number of cases found in the data file. They cannot be interpreted as summary statistics of the population of interest. | | | |
| # b4_16: B4. What attracts you to sightsee Taiwan this time?(16)Others(choice multiple) | | | |
| Information | [Type= discrete] [Format=numeric] [Range= 0-1] [Missing=*] | | |
| Statistics [NW/ W] | [Valid=3082 /-] [Invalid=2422 /-] | | |
| Value | Label | Cases | Percentage |
| 0 | No | 2929 | <div><div></div></div> 95.0% |
| 1 | Yes | 153 | <div><div></div></div> 5.0% |
| Sysmiss | | 2422 | |
| Warning: these figures indicate the number of cases found in the data file. They cannot be interpreted as summary statistics of the population of interest. | | | |
| # b5_1: B5.1. Did you spend your free time on sightseeing during this visit in Taiwan? | | | |
| Information | [Type= discrete] [Format=numeric] [Range= 1-2] [Missing=*] | | |
| Statistics [NW/ W] | [Valid=1934 /-] [Invalid=3570 /-] | | |
| Value | Label | Cases | Percentage |
| 1 | Yes(go to B5.1.A) | 1008 | <div><div></div></div> 52.1% |
| 2 | No(skip to B5.1.B) | 926 | <div><div></div></div> 47.9% |
| Sysmiss | | 3570 | |
| Warning: these figures indicate the number of cases found in the data file. They cannot be interpreted as summary statistics of the population of interest. | | | |
| # b5_1a: B5.1.A. Yes. If so, how much time did you spend sightseeing? | | | |
| Information | [Type= discrete] [Format=numeric] [Range= 1-6] [Missing=*] | | |
| Statistics [NW/ W] | [Valid=1008 /-] [Invalid=4496 /-] | | |
| Value | Label | Cases | Percentage |
| 1 | Half a day | 296 | <div><div></div></div> 29.4% |
| 2 | 1 day | 308 | <div><div></div></div> 30.6% |
| 3 | 2 days | 209 | <div><div></div></div> 20.7% |
| 4 | 3 days | 80 | <div><div></div></div> 7.9% |
| 5 | 4 days | 45 | <div><div></div></div> 4.5% |
| 6 | Over 5 days | 70 | <div><div></div></div> 6.9% |
| Sysmiss | | 4496 | |
| Warning: these figures indicate the number of cases found in the data file. They cannot be interpreted as summary statistics of the population of interest. | | | |
| # b5_1b_1: B5.1.B. No. Why not?(1)Not arranged by the local office/sponsor(choice multiple) | | | |
| Information | [Type= discrete] [Format=numeric] [Range= 0-1] [Missing=*] | | |

| # b5_1b_1: B5.1.B. No. Why not?(1)Not arranged by the local office/sponsor(choice multiple) | | | |
|---|-------|--|------------------------------|
| Statistics [NW/ W] | | [Valid=935 /-] [Invalid=4569 /-] | |
| Value | Label | Cases | Percentage |
| 0 | No | 887 | <div><div></div></div> 94.9% |
| 1 | Yes | 48 | <div><div></div></div> 5.1% |
| Sysmiss | | 4569 | |
| Warning: these figures indicate the number of cases found in the data file. They cannot be interpreted as summary statistics of the population of interest. | | | |
| # b5_1b_2: B5.1.B. No. Why not?(2)Lack of time(choice multiple) | | | |
| Information | | [Type= discrete] [Format=numeric] [Range= 0-1] [Missing=*] | |
| Statistics [NW/ W] | | [Valid=935 /-] [Invalid=4569 /-] | |
| Value | Label | Cases | Percentage |
| 0 | No | 94 | <div><div></div></div> 10.1% |
| 1 | Yes | 841 | <div><div></div></div> 89.9% |
| Sysmiss | | 4569 | |
| Warning: these figures indicate the number of cases found in the data file. They cannot be interpreted as summary statistics of the population of interest. | | | |
| # b5_1b_3: B5.1.B. No. Why not?(3)Lack of tourism information(choice multiple) | | | |
| Information | | [Type= discrete] [Format=numeric] [Range= 0-1] [Missing=*] | |
| Statistics [NW/ W] | | [Valid=935 /-] [Invalid=4569 /-] | |
| Value | Label | Cases | Percentage |
| 0 | No | 913 | <div><div></div></div> 97.6% |
| 1 | Yes | 22 | <div><div></div></div> 2.4% |
| Sysmiss | | 4569 | |
| Warning: these figures indicate the number of cases found in the data file. They cannot be interpreted as summary statistics of the population of interest. | | | |
| # b5_1b_4: B5.1.B. No. Why not?(4)Not included in the package tour(choice multiple) | | | |
| Information | | [Type= discrete] [Format=numeric] [Range= 0-1] [Missing=*] | |
| Statistics [NW/ W] | | [Valid=935 /-] [Invalid=4569 /-] | |
| Value | Label | Cases | Percentage |
| 0 | No | 879 | <div><div></div></div> 94.0% |
| 1 | Yes | 56 | <div><div></div></div> 6.0% |
| Sysmiss | | 4569 | |
| Warning: these figures indicate the number of cases found in the data file. They cannot be interpreted as summary statistics of the population of interest. | | | |
| # b5_1b_5: B5.1.B. No. Why not?(5)Nothing interesting(choice multiple) | | | |
| Information | | [Type= discrete] [Format=numeric] [Range= 0-1] [Missing=*] | |
| Statistics [NW/ W] | | [Valid=935 /-] [Invalid=4569 /-] | |
| Value | Label | Cases | Percentage |
| 0 | No | 923 | <div><div></div></div> 98.7% |
| 1 | Yes | 12 | <div><div></div></div> 1.3% |
| Sysmiss | | 4569 | |
| Warning: these figures indicate the number of cases found in the data file. They cannot be interpreted as summary statistics of the population of interest. | | | |
| # b5_1b_6: B5.1.B. No. Why not?(6)Other(choice multiple) | | | |
| Information | | [Type= discrete] [Format=numeric] [Range= 0-1] [Missing=*] | |
| Statistics [NW/ W] | | [Valid=935 /-] [Invalid=4569 /-] | |

| # b5_1b_6: B5.1.B. No. Why not?(6)Other(choice multiple) | | | |
|---|---|-------|------------------------------|
| Value | Label | Cases | Percentage |
| 0 | No | 932 | <div><div></div></div> 99.7% |
| 1 | Yes | 3 | <div><div></div></div> 0.3% |
| Sysmiss | | 4569 | |
| Warning: these figures indicate the number of cases found in the data file. They cannot be interpreted as summary statistics of the population of interest. | | | |
| # b5_2a: B5.2. Please rank your satisfaction level with this International conference or exhibition:(1) Conference / exhibition arrangements(If attending“International Conference or exhibition”is neither main purpose nor secondary purpose,please go to Section C.) | | | |
| Information | [Type= discrete] [Format=numeric] [Range= 1-99] [Missing=*] | | |
| Statistics [NW/ W] | [Valid=328 -] [Invalid=5176 -] | | |
| Value | Label | Cases | Percentage |
| 1 | Very dissatisfied | 3 | <div><div></div></div> 0.9% |
| 2 | Dissatisfied | 1 | <div><div></div></div> 0.3% |
| 3 | Neutral | 74 | <div><div></div></div> 22.6% |
| 4 | Satisfied | 170 | <div><div></div></div> 51.8% |
| 5 | Very satisfied | 78 | <div><div></div></div> 23.8% |
| 99 | Skip or No experience | 2 | <div><div></div></div> 0.6% |
| Sysmiss | | 5176 | |
| Warning: these figures indicate the number of cases found in the data file. They cannot be interpreted as summary statistics of the population of interest. | | | |
| # b5_2b: B5.2. Please rank your satisfaction level with this International conference or exhibition:(2) Conference/ exhibition facilities | | | |
| Information | [Type= discrete] [Format=numeric] [Range= 1-99] [Missing=*] | | |
| Statistics [NW/ W] | [Valid=328 -] [Invalid=5176 -] | | |
| Value | Label | Cases | Percentage |
| 1 | Very dissatisfied | 1 | <div><div></div></div> 0.3% |
| 2 | Dissatisfied | 5 | <div><div></div></div> 1.5% |
| 3 | Neutral | 61 | <div><div></div></div> 18.6% |
| 4 | Satisfied | 170 | <div><div></div></div> 51.8% |
| 5 | Very satisfied | 89 | <div><div></div></div> 27.1% |
| 99 | Skip or No experience | 2 | <div><div></div></div> 0.6% |
| Sysmiss | | 5176 | |
| Warning: these figures indicate the number of cases found in the data file. They cannot be interpreted as summary statistics of the population of interest. | | | |
| # b5_2c: B5.2. Please rank your satisfaction level with this International conference or exhibition:(3) Transportation convenience | | | |
| Information | [Type= discrete] [Format=numeric] [Range= 1-99] [Missing=*] | | |
| Statistics [NW/ W] | [Valid=328 -] [Invalid=5176 -] | | |
| Value | Label | Cases | Percentage |
| 1 | Very dissatisfied | 5 | <div><div></div></div> 1.5% |
| 2 | Dissatisfied | 16 | <div><div></div></div> 4.9% |
| 3 | Neutral | 63 | <div><div></div></div> 19.2% |
| 4 | Satisfied | 148 | <div><div></div></div> 45.1% |
| 5 | Very satisfied | 94 | <div><div></div></div> 28.7% |
| 99 | Skip or No experience | 2 | <div><div></div></div> 0.6% |
| Sysmiss | | 5176 | |
| Warning: these figures indicate the number of cases found in the data file. They cannot be interpreted as summary statistics of the population of interest. | | | |

b5_2d: B5.2. Please rank your satisfaction level with this International conference or exhibition:(4) Pre/post conference tour






| | |
|---------------------------|---|
| Information | [Type= discrete] [Format=numeric] [Range= 0-99] [Missing=*] |
| Statistics [NW/ W] | [Valid=328 /-] [Invalid=5176 /-] |

| Value | Label | Cases | Percentage |
|---------|-------------------|-------|---|
| 0 | No experience | 116 |  35.4% |
| 1 | Very dissatisfied | 4 |  1.2% |
| 2 | Dissatisfied | 6 |  1.8% |
| 3 | Neutral | 60 |  18.3% |
| 4 | Satisfied | 95 |  29.0% |
| 5 | Very satisfied | 45 |  13.7% |
| 99 | Skip | 2 |  0.6% |
| Sysmiss | | 5176 | |

Warning: these figures indicate the number of cases found in the data file. They cannot be interpreted as summary statistics of the population of interest.

c1: C1. How did you arrange this trip to Taiwan?








| | |
|---------------------------|--|
| Information | [Type= discrete] [Format=numeric] [Range= 1-5] [Missing=*] |
| Statistics [NW/ W] | [Valid=5504 /-] [Invalid=0 /-] |

| Value | Label | Cases | Percentage |
|-------|---|-------|---|
| 1 | Group tour arranged through a travel agency | 1811 |  32.9% |
| 2 | Individual tour arranged through a travel agency | 354 |  6.4% |
| 3 | Accommodations arranged (and ticket booked) through a travel | 1027 |  18.7% |
| 4 | Self-guided tour, with an itinerary planned and activities a | 42 |  0.8% |
| 5 | Self-guided tour, without any arrangements by a Taiwan travel | 2270 |  41.2% |

Warning: these figures indicate the number of cases found in the data file. They cannot be interpreted as summary statistics of the population of interest.

c2_a1: C2.1. How would you rate your level of satisfaction with the services provided by the local travel agency and tour guides ?(1) Itinerary


| | |
|---------------------------|---|
| Information | [Type= discrete] [Format=numeric] [Range= 0-99] [Missing=*] |
| Statistics [NW/ W] | [Valid=2207 /-] [Invalid=3297 /-] |

| Value | Label | Cases | Percentage |
|---------|-------------------|-------|---|
| 0 | Not applicable | 6 |  0.3% |
| 1 | Very dissatisfied | 16 |  0.7% |
| 2 | Dissatisfied | 45 |  2.0% |
| 3 | Neutral | 394 |  17.9% |
| 4 | Satisfied | 1112 |  50.4% |
| 5 | Very satisfied | 623 |  28.2% |
| 99 | Missing | 11 |  0.5% |
| Sysmiss | | 3297 | |

Warning: these figures indicate the number of cases found in the data file. They cannot be interpreted as summary statistics of the population of interest.

c2_a2: C2.1. How would you rate your level of satisfaction with the services provided by the local travel agency and tour guides ?(2) Accommodations

| | |
|---------------------------|---|
| Information | [Type= discrete] [Format=numeric] [Range= 0-99] [Missing=*] |
| Statistics [NW/ W] | [Valid=3234 /-] [Invalid=2270 /-] |

| Value | Label | Cases | Percentage |
|-------|-------------------|-------|--|
| 0 | Not applicable | 0 | |
| 1 | Very dissatisfied | 11 |  0.3% |

c2_a2: C2.1. How would you rate your level of satisfaction with the services provided by the local travel agency and tour guides ?(2) Accommodations

| Value | Label | Cases | Percentage |
|---------|----------------|-------|------------|
| 2 | Dissatisfied | 36 | 1.1% |
| 3 | Neutral | 599 | 18.5% |
| 4 | Satisfied | 1787 | 55.3% |
| 5 | Very satisfied | 793 | 24.5% |
| 99 | Missing | 8 | 0.2% |
| Sysmiss | | 2270 | |

Warning: these figures indicate the number of cases found in the data file. They cannot be interpreted as summary statistics of the population of interest.

c2_a3: C2.1. How would you rate your level of satisfaction with the services provided by the local travel agency and tour guides ?(3) Transportation

| | |
|---------------------------|---|
| Information | [Type= discrete] [Format=numeric] [Range= 0-99] [Missing=*] |
| Statistics [NW/ W] | [Valid=2207 /-] [Invalid=3297 /-] |

| Value | Label | Cases | Percentage |
|---------|-------------------|-------|------------|
| 0 | Not applicable | 6 | 0.3% |
| 1 | Very dissatisfied | 3 | 0.1% |
| 2 | Dissatisfied | 23 | 1.0% |
| 3 | Neutral | 354 | 16.0% |
| 4 | Satisfied | 1153 | 52.2% |
| 5 | Very satisfied | 659 | 29.9% |
| 99 | Missing | 9 | 0.4% |
| Sysmiss | | 3297 | |

Warning: these figures indicate the number of cases found in the data file. They cannot be interpreted as summary statistics of the population of interest.

c2_a4: C2.1. How would you rate your level of satisfaction with the services provided by the local travel agency and tour guides ?(4) Meals

| | |
|---------------------------|---|
| Information | [Type= discrete] [Format=numeric] [Range= 0-99] [Missing=*] |
| Statistics [NW/ W] | [Valid=2207 /-] [Invalid=3297 /-] |

| Value | Label | Cases | Percentage |
|---------|-------------------|-------|------------|
| 0 | Not applicable | 14 | 0.6% |
| 1 | Very dissatisfied | 21 | 1.0% |
| 2 | Dissatisfied | 64 | 2.9% |
| 3 | Neutral | 539 | 24.4% |
| 4 | Satisfied | 957 | 43.4% |
| 5 | Very satisfied | 605 | 27.4% |
| 99 | Missing | 7 | 0.3% |
| Sysmiss | | 3297 | |

Warning: these figures indicate the number of cases found in the data file. They cannot be interpreted as summary statistics of the population of interest.

c2_a5: C2.1. How would you rate your level of satisfaction with the services provided by the local travel agency and tour guides ?(5) Tour guide service

| | |
|---------------------------|---|
| Information | [Type= discrete] [Format=numeric] [Range= 0-99] [Missing=*] |
| Statistics [NW/ W] | [Valid=2207 /-] [Invalid=3297 /-] |

| Value | Label | Cases | Percentage |
|-------|-------------------|-------|------------|
| 0 | Not applicable | 16 | 0.7% |
| 1 | Very dissatisfied | 8 | 0.4% |








c2_a5: C2.1. How would you rate your level of satisfaction with the services provided by the local travel agency and tour guides ?(5) Tour guide service

| Value | Label | Cases | Percentage |
|---------|----------------|-------|---|
| 2 | Dissatisfied | 39 |  1.8% |
| 3 | Neutral | 233 |  10.6% |
| 4 | Satisfied | 950 |  43.0% |
| 5 | Very satisfied | 955 |  43.3% |
| 99 | Missing | 6 |  0.3% |
| Sysmiss | | 3297 | |

Warning: these figures indicate the number of cases found in the data file. They cannot be interpreted as summary statistics of the population of interest.

c2_a6: C2.1. How would you rate your level of satisfaction with the services provided by the local travel agency and tour guides ?(6) Professionalism of the tour guides






| | |
|---------------------------|---|
| Information | [Type= discrete] [Format=numeric] [Range= 0-99] [Missing=*] |
| Statistics [NW/ W] | [Valid=2207 /-] [Invalid=3297 /-] |

| Value | Label | Cases | Percentage |
|---------|-------------------|-------|---|
| 0 | Not applicable | 23 |  1.0% |
| 1 | Very dissatisfied | 6 |  0.3% |
| 2 | Dissatisfied | 39 |  1.8% |
| 3 | Neutral | 249 |  11.3% |
| 4 | Satisfied | 946 |  42.9% |
| 5 | Very satisfied | 938 |  42.5% |
| 99 | Missing | 6 |  0.3% |
| Sysmiss | | 3297 | |

Warning: these figures indicate the number of cases found in the data file. They cannot be interpreted as summary statistics of the population of interest.

c2_a7: C2.1. How would you rate your level of satisfaction with the services provided by the local travel agency and tour guides ?(7) Overall impression


| | |
|---------------------------|---|
| Information | [Type= discrete] [Format=numeric] [Range= 0-99] [Missing=*] |
| Statistics [NW/ W] | [Valid=3234 /-] [Invalid=2270 /-] |

| Value | Label | Cases | Percentage |
|---------|-------------------|-------|---|
| 0 | Not applicable | 0 | |
| 1 | Very dissatisfied | 0 | |
| 2 | Dissatisfied | 24 |  0.7% |
| 3 | Neutral | 372 |  11.5% |
| 4 | Satisfied | 1899 |  58.7% |
| 5 | Very satisfied | 934 |  28.9% |
| 99 | Missing | 5 |  0.2% |
| Sysmiss | | 2270 | |

Warning: these figures indicate the number of cases found in the data file. They cannot be interpreted as summary statistics of the population of interest.

c2_ba: C2.2. What are your comments on shopping arranged by the local travel agency?A. Number of shopping trips: __times(If your answer of C1. is not “(1)”, please skip to C3.)

| | |
|---------------------------|--|
| Information | [Type= discrete] [Format=numeric] [Range= 1-4] [Missing=*] |
| Statistics [NW/ W] | [Valid=1811 /-] [Invalid=3693 /-] |

| Value | Label | Cases | Percentage |
|-------|-----------|-------|---|
| 1 | 1-2 times | 437 |  24.1% |
| 2 | 3-4 times | 901 |  49.8% |

c2_ba: C2.2. What are your comments on shopping arranged by the local travel agency?A. Number of shopping trips: __times(If your answer of C1. is not “(1)”, please skip to C3.)

| Value | Label | Cases | Percentage |
|---------|--------------|-------|------------|
| 3 | 5-6 times | 324 | 17.9% |
| 4 | Over 7 times | 149 | 8.2% |
| Sysmiss | | 3693 | |

Warning: these figures indicate the number of cases found in the data file. They cannot be interpreted as summary statistics of the population of interest.

c2_bb: C2.2. What are your comments on shopping arranged by the local travel agency?B. Commodity prices

| | |
|--------------------|--|
| Information | [Type= discrete] [Format=numeric] [Range= 1-5] [Missing=*] |
| Statistics [NW/ W] | [Valid=1811 /-] [Invalid=3693 /-] |

| Value | Label | Cases | Percentage |
|---------|-----------------|-------|------------|
| 1 | Very low-price | 24 | 1.3% |
| 2 | Low-price | 261 | 14.4% |
| 3 | Good-price | 1001 | 55.3% |
| 4 | High-price | 486 | 26.8% |
| 5 | Very high-price | 39 | 2.2% |
| Sysmiss | | 3693 | |

Warning: these figures indicate the number of cases found in the data file. They cannot be interpreted as summary statistics of the population of interest.

c3: C3. Did you pay any prepaid travel expenses before arrival?

| | |
|--------------------|--|
| Information | [Type= discrete] [Format=numeric] [Range= 1-2] [Missing=*] |
| Statistics [NW/ W] | [Valid=5500 /-] [Invalid=4 /-] |

| Value | Label | Cases | Percentage |
|---------|-----------------|-------|------------|
| 1 | Yes(go to C4.) | 2992 | 54.4% |
| 2 | No(skip to C6.) | 2508 | 45.6% |
| Sysmiss | | 4 | |

Warning: these figures indicate the number of cases found in the data file. They cannot be interpreted as summary statistics of the population of interest.

c4_a: C4. How much did you prepay before arrival?Total cost

| | |
|--------------------|---|
| Information | [Type= discrete] [Format=numeric] [Range= 0-15000000] [Missing=*] |
| Statistics [NW/ W] | [Valid=2902 /-] [Invalid=2602 /-] |

| Value | Label | Cases | Percentage |
|-------|-------|-------|------------|
| 0 | | 3 | 0.1% |
| 20 | | 1 | 0.0% |
| 80 | | 1 | 0.0% |
| 99 | | 1 | 0.0% |
| 100 | | 1 | 0.0% |
| 135 | | 1 | 0.0% |
| 140 | | 2 | 0.1% |
| 150 | | 4 | 0.1% |
| 156 | | 1 | 0.0% |
| 162 | | 1 | 0.0% |
| 170 | | 2 | 0.1% |
| 185 | | 1 | 0.0% |
| 200 | | 5 | 0.2% |
| 240 | | 1 | 0.0% |
| 250 | | 2 | 0.1% |

c4_a: C4. How much did you prepay before arrival?Total cost

| Value | Label | Cases | Percentage |
|-------|-------|-------|------------|
| 270 | | 2 | 0.1% |
| 300 | | 7 | 0.2% |
| 350 | | 2 | 0.1% |
| 371 | | 1 | 0.0% |
| 400 | | 11 | 0.4% |
| 430 | | 1 | 0.0% |
| 450 | | 3 | 0.1% |
| 500 | | 24 | 0.8% |
| 515 | | 1 | 0.0% |
| 540 | | 1 | 0.0% |
| 577 | | 1 | 0.0% |
| 590 | | 3 | 0.1% |
| 600 | | 13 | 0.4% |
| 625 | | 1 | 0.0% |
| 650 | | 3 | 0.1% |
| 700 | | 12 | 0.4% |
| 720 | | 1 | 0.0% |
| 750 | | 5 | 0.2% |
| 770 | | 1 | 0.0% |
| 800 | | 32 | 1.1% |
| 820 | | 1 | 0.0% |
| 840 | | 2 | 0.1% |
| 850 | | 3 | 0.1% |
| 865 | | 1 | 0.0% |
| 890 | | 1 | 0.0% |
| 900 | | 8 | 0.3% |
| 950 | | 1 | 0.0% |
| 1000 | | 66 | 2.3% |
| 1003 | | 1 | 0.0% |
| 1100 | | 7 | 0.2% |
| 1200 | | 60 | 2.1% |
| 1220 | | 1 | 0.0% |
| 1230 | | 1 | 0.0% |
| 1300 | | 3 | 0.1% |
| 1350 | | 1 | 0.0% |
| 1376 | | 1 | 0.0% |
| 1400 | | 9 | 0.3% |
| 1499 | | 3 | 0.1% |
| 1500 | | 45 | 1.6% |
| 1600 | | 14 | 0.5% |
| 1650 | | 1 | 0.0% |
| 1680 | | 1 | 0.0% |
| 1699 | | 1 | 0.0% |
| 1700 | | 4 | 0.1% |
| 1799 | | 2 | 0.1% |

c4_a: C4. How much did you prepay before arrival?Total cost

| Value | Label | Cases | Percentage |
|-------|-------|-------|------------|
| 1800 | | 25 | 0.9% |
| 1850 | | 1 | 0.0% |
| 1900 | | 2 | 0.1% |
| 2000 | | 106 | 3.7% |
| 2100 | | 9 | 0.3% |
| 2199 | | 1 | 0.0% |
| 2200 | | 9 | 0.3% |
| 2250 | | 1 | 0.0% |
| 2300 | | 11 | 0.4% |
| 2400 | | 14 | 0.5% |
| 2440 | | 1 | 0.0% |
| 2499 | | 1 | 0.0% |
| 2500 | | 48 | 1.7% |
| 2567 | | 1 | 0.0% |
| 2599 | | 1 | 0.0% |
| 2600 | | 8 | 0.3% |
| 2620 | | 1 | 0.0% |
| 2669 | | 1 | 0.0% |
| 2675 | | 1 | 0.0% |
| 2680 | | 1 | 0.0% |
| 2699 | | 1 | 0.0% |
| 2700 | | 19 | 0.7% |
| 2740 | | 1 | 0.0% |
| 2750 | | 1 | 0.0% |
| 2760 | | 1 | 0.0% |
| 2780 | | 1 | 0.0% |
| 2799 | | 2 | 0.1% |
| 2800 | | 9 | 0.3% |
| 2900 | | 2 | 0.1% |
| 3000 | | 113 | 3.9% |
| 3063 | | 1 | 0.0% |
| 3100 | | 5 | 0.2% |
| 3200 | | 8 | 0.3% |
| 3210 | | 1 | 0.0% |
| 3300 | | 7 | 0.2% |
| 3350 | | 1 | 0.0% |
| 3399 | | 2 | 0.1% |
| 3400 | | 6 | 0.2% |
| 3500 | | 11 | 0.4% |
| 3700 | | 2 | 0.1% |
| 3750 | | 2 | 0.1% |
| 3759 | | 1 | 0.0% |
| 3788 | | 1 | 0.0% |
| 3800 | | 4 | 0.1% |
| 3880 | | 1 | 0.0% |

c4_a: C4. How much did you prepay before arrival?Total cost

| Value | Label | Cases | Percentage |
|-------|-------|-------|------------|
| 3900 | | 1 | 0.0% |
| 4000 | | 35 | 1.2% |
| 4100 | | 1 | 0.0% |
| 4200 | | 1 | 0.0% |
| 4250 | | 1 | 0.0% |
| 4500 | | 6 | 0.2% |
| 4690 | | 1 | 0.0% |
| 4700 | | 1 | 0.0% |
| 4800 | | 1 | 0.0% |
| 5000 | | 32 | 1.1% |
| 5400 | | 3 | 0.1% |
| 5500 | | 2 | 0.1% |
| 6000 | | 21 | 0.7% |
| 6100 | | 1 | 0.0% |
| 6200 | | 1 | 0.0% |
| 6500 | | 4 | 0.1% |
| 6600 | | 2 | 0.1% |
| 6800 | | 4 | 0.1% |
| 6900 | | 2 | 0.1% |
| 7000 | | 31 | 1.1% |
| 7200 | | 2 | 0.1% |
| 7300 | | 1 | 0.0% |
| 7400 | | 1 | 0.0% |
| 7500 | | 8 | 0.3% |
| 7530 | | 1 | 0.0% |
| 7600 | | 1 | 0.0% |
| 7700 | | 1 | 0.0% |
| 8000 | | 58 | 2.0% |
| 8300 | | 1 | 0.0% |
| 8500 | | 3 | 0.1% |
| 8520 | | 1 | 0.0% |
| 8800 | | 4 | 0.1% |
| 8900 | | 2 | 0.1% |
| 9000 | | 23 | 0.8% |
| 9100 | | 1 | 0.0% |
| 9200 | | 1 | 0.0% |
| 9500 | | 4 | 0.1% |
| 9600 | | 1 | 0.0% |
| 9800 | | 3 | 0.1% |
| 10000 | | 105 | 3.6% |
| 10100 | | 1 | 0.0% |
| 11000 | | 23 | 0.8% |
| 11500 | | 1 | 0.0% |
| 11800 | | 1 | 0.0% |
| 12000 | | 46 | 1.6% |

c4_a: C4. How much did you prepay before arrival?Total cost

| Value | Label | Cases | Percentage |
|-------|-------|-------|------------|
| 12500 | | 1 | 0.0% |
| 13000 | | 10 | 0.3% |
| 13200 | | 1 | 0.0% |
| 14000 | | 4 | 0.1% |
| 15000 | | 48 | 1.7% |
| 15900 | | 1 | 0.0% |
| 16000 | | 4 | 0.1% |
| 17000 | | 2 | 0.1% |
| 18000 | | 9 | 0.3% |
| 19000 | | 1 | 0.0% |
| 20000 | | 35 | 1.2% |
| 21000 | | 5 | 0.2% |
| 22000 | | 3 | 0.1% |
| 22500 | | 1 | 0.0% |
| 24000 | | 1 | 0.0% |
| 25000 | | 9 | 0.3% |
| 26000 | | 1 | 0.0% |
| 28000 | | 1 | 0.0% |
| 29800 | | 1 | 0.0% |
| 30000 | | 35 | 1.2% |
| 31000 | | 1 | 0.0% |
| 32000 | | 3 | 0.1% |
| 35000 | | 7 | 0.2% |
| 35800 | | 1 | 0.0% |
| 36000 | | 1 | 0.0% |
| 38000 | | 2 | 0.1% |
| 39500 | | 1 | 0.0% |
| 39900 | | 1 | 0.0% |
| 40000 | | 30 | 1.0% |
| 41000 | | 1 | 0.0% |
| 42000 | | 1 | 0.0% |
| 42160 | | 1 | 0.0% |
| 45000 | | 12 | 0.4% |
| 46900 | | 1 | 0.0% |
| 48000 | | 2 | 0.1% |
| 49000 | | 1 | 0.0% |
| 49800 | | 1 | 0.0% |
| 50000 | | 85 | 2.9% |
| 53000 | | 1 | 0.0% |
| 55000 | | 5 | 0.2% |
| 56000 | | 3 | 0.1% |
| 57000 | | 2 | 0.1% |
| 58000 | | 1 | 0.0% |
| 60000 | | 83 | 2.9% |
| 65000 | | 11 | 0.4% |

c4_a: C4. How much did you prepay before arrival?Total cost

| Value | Label | Cases | Percentage |
|--------|-------|-------|------------|
| 66000 | | 1 | 0.0% |
| 67000 | | 1 | 0.0% |
| 68000 | | 1 | 0.0% |
| 70000 | | 111 | 3.8% |
| 72000 | | 1 | 0.0% |
| 72800 | | 1 | 0.0% |
| 73000 | | 2 | 0.1% |
| 74000 | | 1 | 0.0% |
| 75000 | | 13 | 0.4% |
| 78000 | | 1 | 0.0% |
| 79000 | | 3 | 0.1% |
| 80000 | | 165 | 5.7% |
| 82000 | | 1 | 0.0% |
| 83000 | | 1 | 0.0% |
| 85000 | | 15 | 0.5% |
| 86000 | | 1 | 0.0% |
| 88000 | | 1 | 0.0% |
| 89800 | | 1 | 0.0% |
| 90000 | | 42 | 1.4% |
| 95000 | | 4 | 0.1% |
| 100000 | | 216 | 7.4% |
| 105000 | | 3 | 0.1% |
| 106000 | | 1 | 0.0% |
| 110000 | | 26 | 0.9% |
| 113000 | | 1 | 0.0% |
| 115000 | | 2 | 0.1% |
| 117000 | | 1 | 0.0% |
| 120000 | | 64 | 2.2% |
| 125000 | | 1 | 0.0% |
| 126000 | | 2 | 0.1% |
| 127000 | | 1 | 0.0% |
| 128000 | | 1 | 0.0% |
| 130000 | | 52 | 1.8% |
| 140000 | | 17 | 0.6% |
| 145000 | | 1 | 0.0% |
| 150000 | | 85 | 2.9% |
| 160000 | | 22 | 0.8% |
| 166000 | | 1 | 0.0% |
| 169500 | | 1 | 0.0% |
| 170000 | | 13 | 0.4% |
| 180000 | | 17 | 0.6% |
| 190000 | | 1 | 0.0% |
| 200000 | | 32 | 1.1% |
| 210000 | | 1 | 0.0% |
| 220000 | | 1 | 0.0% |



c4_a: C4. How much did you prepay before arrival?Total cost

| Value | Label | Cases | Percentage |
|---------|-------|-------|------------|
| 230000 | | 1 | 0.0% |
| 240000 | | 3 | 0.1% |
| 248000 | | 1 | 0.0% |
| 250000 | | 7 | 0.2% |
| 270000 | | 1 | 0.0% |
| 280000 | | 2 | 0.1% |
| 300000 | | 6 | 0.2% |
| 350000 | | 6 | 0.2% |
| 399000 | | 2 | 0.1% |
| 400000 | | 11 | 0.4% |
| 449000 | | 1 | 0.0% |
| 450000 | | 5 | 0.2% |
| 480000 | | 1 | 0.0% |
| 500000 | | 41 | 1.4% |
| 530000 | | 1 | 0.0% |
| 550000 | | 1 | 0.0% |
| 560000 | | 2 | 0.1% |
| 570000 | | 1 | 0.0% |
| 580000 | | 2 | 0.1% |
| 590000 | | 1 | 0.0% |
| 592000 | | 1 | 0.0% |
| 600000 | | 35 | 1.2% |
| 623000 | | 1 | 0.0% |
| 630000 | | 1 | 0.0% |
| 640000 | | 2 | 0.1% |
| 650000 | | 4 | 0.1% |
| 660000 | | 6 | 0.2% |
| 680000 | | 2 | 0.1% |
| 690000 | | 2 | 0.1% |
| 699000 | | 1 | 0.0% |
| 700000 | | 26 | 0.9% |
| 720000 | | 2 | 0.1% |
| 740000 | | 2 | 0.1% |
| 750000 | | 9 | 0.3% |
| 800000 | | 16 | 0.6% |
| 890000 | | 2 | 0.1% |
| 900000 | | 6 | 0.2% |
| 920000 | | 1 | 0.0% |
| 960000 | | 2 | 0.1% |
| 998000 | | 1 | 0.0% |
| 999000 | | 4 | 0.1% |
| 1000000 | | 13 | 0.4% |
| 1050000 | | 1 | 0.0% |
| 1090000 | | 1 | 0.0% |
| 1100000 | | 4 | 0.1% |

| # c4_a: C4. How much did you prepay before arrival?Total cost | | | |
|---|---|-------|------------|
| Value | Label | Cases | Percentage |
| 1129000 | | 1 | 0.0% |
| 1200000 | | 5 | 0.2% |
| 1400000 | | 2 | 0.1% |
| 1450000 | | 2 | 0.1% |
| 1500000 | | 5 | 0.2% |
| 6000000 | | 1 | 0.0% |
| 9500000 | | 1 | 0.0% |
| 11000000 | | 1 | 0.0% |
| 15000000 | | 1 | 0.0% |
| Sysmiss | | 2602 | |
| Warning: these figures indicate the number of cases found in the data file. They cannot be interpreted as summary statistics of the population of interest. | | | |
| # c4_b: C4. How much did you prepay before arrival?Type of currency | | | |
| Information | [Type= discrete] [Format=numeric] [Range= 0-23] [Missing=*] | | |
| Statistics [NW/ W] | [Valid=2931 /-] [Invalid=2573 /-] | | |
| Value | Label | Cases | Percentage |
| 0 | | 1 | 0.0% |
| 1 | NTD | 1258 | 42.9% |
| 2 | USD | 380 | 13.0% |
| 3 | JPY | 459 | 15.7% |
| 4 | KRW | 124 | 4.2% |
| 5 | HKD | 257 | 8.8% |
| 6 | SGD | 12 | 0.4% |
| 7 | NZD | 0 | |
| 8 | CAD | 0 | |
| 9 | MYR | 198 | 6.8% |
| 10 | GBP | 2 | 0.1% |
| 11 | AUD | 6 | 0.2% |
| 12 | DEM | 97 | 3.3% |
| 13 | FRF | 0 | |
| 14 | THB | 0 | |
| 15 | PHP | 0 | |
| 16 | EUR | 8 | 0.3% |
| 17 | CNY | 128 | 4.4% |
| 18 | IDR | 1 | 0.0% |
| 19 | ZAR | 0 | |
| 20 | DKK | 0 | |
| 21 | CHF | 0 | |
| 22 | MOP | 0 | |
| 23 | RUB | 0 | |
| Sysmiss | | 2573 | |
| Warning: these figures indicate the number of cases found in the data file. They cannot be interpreted as summary statistics of the population of interest. | | | |
| # airfare: C4. How much did you prepay before arrival?Air/ship fare | | | |
| Information | [Type= discrete] [Format=numeric] [Range= 0-2] [Missing=*] | | |
| Statistics [NW/ W] | [Valid=2943 /-] [Invalid=2561 /-] | | |

| # airfare: C4. How much did you prepay before arrival?Air/ship fare | | | |
|---|--|-------|------------------------------|
| Value | Label | Cases | Percentage |
| 0 | Include air/ship fare | 40 | <div><div></div></div> 1.4% |
| 1 | Excluded air/ship fare | 2547 | <div><div></div></div> 86.5% |
| 2 | | 356 | <div><div></div></div> 12.1% |
| Sysmiss | | 2561 | |
| Warning: these figures indicate the number of cases found in the data file. They cannot be interpreted as summary statistics of the population of interest. | | | |
| # c5_1: C5. Which of the following expenses did you prepay before arrival?(1)Hotel(choice multiple) | | | |
| Information | [Type= discrete] [Format=numeric] [Range= 0-1] [Missing=*] | | |
| Statistics [NW/ W] | [Valid=2961 /-] [Invalid=2543 /-] | | |
| Value | Label | Cases | Percentage |
| 0 | No | 70 | <div><div></div></div> 2.4% |
| 1 | Yes | 2891 | <div><div></div></div> 97.6% |
| Sysmiss | | 2543 | |
| Warning: these figures indicate the number of cases found in the data file. They cannot be interpreted as summary statistics of the population of interest. | | | |
| # c5_2: C5. Which of the following expenses did you prepay before arrival?(2)Meals outside hotel(choice multiple) | | | |
| Information | [Type= discrete] [Format=numeric] [Range= 0-1] [Missing=*] | | |
| Statistics [NW/ W] | [Valid=2961 /-] [Invalid=2543 /-] | | |
| Value | Label | Cases | Percentage |
| 0 | No | 1206 | <div><div></div></div> 40.7% |
| 1 | Yes | 1755 | <div><div></div></div> 59.3% |
| Sysmiss | | 2543 | |
| Warning: these figures indicate the number of cases found in the data file. They cannot be interpreted as summary statistics of the population of interest. | | | |
| # c5_3: C5. Which of the following expenses did you prepay before arrival?(3)Local transportation(choice multiple) | | | |
| Information | [Type= discrete] [Format=numeric] [Range= 0-1] [Missing=*] | | |
| Statistics [NW/ W] | [Valid=2961 /-] [Invalid=2543 /-] | | |
| Value | Label | Cases | Percentage |
| 0 | No | 1166 | <div><div></div></div> 39.4% |
| 1 | Yes | 1795 | <div><div></div></div> 60.6% |
| Sysmiss | | 2543 | |
| Warning: these figures indicate the number of cases found in the data file. They cannot be interpreted as summary statistics of the population of interest. | | | |
| # c5_4: C5. Which of the following expenses did you prepay before arrival?(4)Entertainment(choice multiple) | | | |
| Information | [Type= discrete] [Format=numeric] [Range= 0-1] [Missing=*] | | |
| Statistics [NW/ W] | [Valid=2960 /-] [Invalid=2544 /-] | | |
| Value | Label | Cases | Percentage |
| 0 | No | 2689 | <div><div></div></div> 90.8% |
| 1 | Yes | 271 | <div><div></div></div> 9.2% |
| Sysmiss | | 2544 | |
| Warning: these figures indicate the number of cases found in the data file. They cannot be interpreted as summary statistics of the population of interest. | | | |
| # c5_5: C5. Which of the following expenses did you prepay before arrival?(5)Miscellaneous expenses(choice multiple) | | | |
| Information | [Type= discrete] [Format=numeric] [Range= 0-1] [Missing=*] | | |
| Statistics [NW/ W] | [Valid=2958 /-] [Invalid=2546 /-] | | |











c5_5: C5. Which of the following expenses did you prepay before arrival?(5)Miscellaneous expenses(choice multiple)

| Value | Label | Cases | Percentage |
|---------|-------|-------|---|
| 0 | No | 2743 |  92.7% |
| 1 | Yes | 215 |  7.3% |
| Sysmiss | | 2546 | |

Warning: these figures indicate the number of cases found in the data file. They cannot be interpreted as summary statistics of the population of interest.

c6_a: C6. How much money in total did you spend in Taiwan on this trip? (Please exclude prepayments)

| | |
|--------------------|--|
| Information | [Type= discrete] [Format=numeric] [Range= 0-5000000] [Missing=*] |
| Statistics [NW/ W] | [Valid=5399 /-] [Invalid=105 /-] |

| Value | Label | Cases | Percentage |
|-------|-------|-------|--|
| 0 | | 123 |  2.3% |
| 10 | | 1 | 0.0% |
| 20 | | 1 | 0.0% |
| 25 | | 1 | 0.0% |
| 30 | | 1 | 0.0% |
| 40 | | 1 | 0.0% |
| 50 | | 8 |  0.1% |
| 60 | | 2 | 0.0% |
| 90 | | 1 | 0.0% |
| 100 | | 25 |  0.5% |
| 120 | | 2 | 0.0% |
| 130 | | 1 | 0.0% |
| 150 | | 7 |  0.1% |
| 152 | | 1 | 0.0% |
| 155 | | 1 | 0.0% |
| 170 | | 1 | 0.0% |
| 180 | | 2 | 0.0% |
| 190 | | 1 | 0.0% |
| 200 | | 50 |  0.9% |
| 220 | | 1 | 0.0% |
| 233 | | 1 | 0.0% |
| 250 | | 14 |  0.3% |
| 255 | | 1 | 0.0% |
| 270 | | 1 | 0.0% |
| 300 | | 55 |  1.0% |
| 350 | | 7 |  0.1% |
| 375 | | 1 | 0.0% |
| 400 | | 47 |  0.9% |
| 450 | | 3 | 0.1% |
| 489 | | 1 | 0.0% |
| 500 | | 100 |  1.9% |
| 510 | | 1 | 0.0% |
| 539 | | 1 | 0.0% |
| 542 | | 1 | 0.0% |
| 550 | | 2 | 0.0% |
| 580 | | 1 | 0.0% |

c6_a: C6. How much money in total did you spend in Taiwan on this trip? (Please exclude prepayments)

| Value | Label | Cases | Percentage |
|-------|-------|-------|------------|
| 600 | | 32 | 0.6% |
| 610 | | 1 | 0.0% |
| 621 | | 1 | 0.0% |
| 640 | | 1 | 0.0% |
| 641 | | 1 | 0.0% |
| 650 | | 2 | 0.0% |
| 676 | | 1 | 0.0% |
| 693 | | 1 | 0.0% |
| 700 | | 26 | 0.5% |
| 714 | | 1 | 0.0% |
| 750 | | 3 | 0.1% |
| 785 | | 1 | 0.0% |
| 800 | | 41 | 0.8% |
| 850 | | 1 | 0.0% |
| 900 | | 7 | 0.1% |
| 950 | | 1 | 0.0% |
| 1000 | | 183 | 3.4% |
| 1020 | | 1 | 0.0% |
| 1025 | | 1 | 0.0% |
| 1033 | | 1 | 0.0% |
| 1060 | | 1 | 0.0% |
| 1100 | | 7 | 0.1% |
| 1120 | | 1 | 0.0% |
| 1200 | | 24 | 0.4% |
| 1250 | | 1 | 0.0% |
| 1300 | | 11 | 0.2% |
| 1400 | | 6 | 0.1% |
| 1500 | | 78 | 1.4% |
| 1600 | | 4 | 0.1% |
| 1695 | | 1 | 0.0% |
| 1700 | | 4 | 0.1% |
| 1800 | | 4 | 0.1% |
| 1900 | | 2 | 0.0% |
| 2000 | | 201 | 3.7% |
| 2050 | | 1 | 0.0% |
| 2060 | | 1 | 0.0% |
| 2100 | | 3 | 0.1% |
| 2200 | | 3 | 0.1% |
| 2250 | | 1 | 0.0% |
| 2300 | | 5 | 0.1% |
| 2400 | | 3 | 0.1% |
| 2500 | | 50 | 0.9% |
| 2600 | | 5 | 0.1% |
| 2650 | | 1 | 0.0% |
| 2700 | | 1 | 0.0% |

c6_a: C6. How much money in total did you spend in Taiwan on this trip? (Please exclude prepayments)

| Value | Label | Cases | Percentage |
|-------|-------|-------|------------|
| 2740 | | 1 | 0.0% |
| 2770 | | 1 | 0.0% |
| 2780 | | 1 | 0.0% |
| 2800 | | 5 | 0.1% |
| 3000 | | 188 | 3.5% |
| 3100 | | 2 | 0.0% |
| 3125 | | 1 | 0.0% |
| 3200 | | 2 | 0.0% |
| 3300 | | 3 | 0.1% |
| 3400 | | 1 | 0.0% |
| 3470 | | 1 | 0.0% |
| 3500 | | 26 | 0.5% |
| 3575 | | 1 | 0.0% |
| 3600 | | 3 | 0.1% |
| 3700 | | 2 | 0.0% |
| 3800 | | 3 | 0.1% |
| 3900 | | 2 | 0.0% |
| 4000 | | 130 | 2.4% |
| 4100 | | 2 | 0.0% |
| 4120 | | 1 | 0.0% |
| 4200 | | 5 | 0.1% |
| 4400 | | 1 | 0.0% |
| 4500 | | 21 | 0.4% |
| 4700 | | 2 | 0.0% |
| 4800 | | 5 | 0.1% |
| 5000 | | 213 | 3.9% |
| 5050 | | 1 | 0.0% |
| 5200 | | 2 | 0.0% |
| 5250 | | 2 | 0.0% |
| 5350 | | 1 | 0.0% |
| 5400 | | 1 | 0.0% |
| 5500 | | 6 | 0.1% |
| 5600 | | 5 | 0.1% |
| 5700 | | 2 | 0.0% |
| 5750 | | 3 | 0.1% |
| 5790 | | 1 | 0.0% |
| 5800 | | 1 | 0.0% |
| 5890 | | 1 | 0.0% |
| 5900 | | 1 | 0.0% |
| 6000 | | 79 | 1.5% |
| 6200 | | 2 | 0.0% |
| 6300 | | 3 | 0.1% |
| 6400 | | 1 | 0.0% |
| 6500 | | 9 | 0.2% |
| 6700 | | 3 | 0.1% |

c6_a: C6. How much money in total did you spend in Taiwan on this trip? (Please exclude prepayments)

| Value | Label | Cases | Percentage |
|-------|-------|-------|------------|
| 6775 | | 1 | 0.0% |
| 6800 | | 3 | 0.1% |
| 7000 | | 79 | 1.5% |
| 7020 | | 1 | 0.0% |
| 7050 | | 1 | 0.0% |
| 7200 | | 4 | 0.1% |
| 7300 | | 1 | 0.0% |
| 7400 | | 1 | 0.0% |
| 7420 | | 1 | 0.0% |
| 7500 | | 8 | 0.1% |
| 7600 | | 1 | 0.0% |
| 7708 | | 1 | 0.0% |
| 7800 | | 2 | 0.0% |
| 7950 | | 1 | 0.0% |
| 8000 | | 84 | 1.6% |
| 8080 | | 1 | 0.0% |
| 8100 | | 1 | 0.0% |
| 8200 | | 1 | 0.0% |
| 8300 | | 1 | 0.0% |
| 8395 | | 1 | 0.0% |
| 8400 | | 5 | 0.1% |
| 8500 | | 10 | 0.2% |
| 8595 | | 1 | 0.0% |
| 8600 | | 2 | 0.0% |
| 8700 | | 1 | 0.0% |
| 9000 | | 39 | 0.7% |
| 9100 | | 2 | 0.0% |
| 9284 | | 1 | 0.0% |
| 9400 | | 1 | 0.0% |
| 9460 | | 1 | 0.0% |
| 9500 | | 1 | 0.0% |
| 9600 | | 2 | 0.0% |
| 9700 | | 1 | 0.0% |
| 9740 | | 1 | 0.0% |
| 9800 | | 1 | 0.0% |
| 9900 | | 1 | 0.0% |
| 10000 | | 388 | 7.2% |
| 10129 | | 1 | 0.0% |
| 10200 | | 2 | 0.0% |
| 10262 | | 1 | 0.0% |
| 10300 | | 1 | 0.0% |
| 10400 | | 1 | 0.0% |
| 10450 | | 1 | 0.0% |
| 10500 | | 2 | 0.0% |
| 10600 | | 2 | 0.0% |

c6_a: C6. How much money in total did you spend in Taiwan on this trip? (Please exclude prepayments)

| Value | Label | Cases | Percentage |
|-------|-------|-------|------------|
| 10700 | | 1 | 0.0% |
| 10800 | | 1 | 0.0% |
| 10900 | | 1 | 0.0% |
| 11000 | | 30 | 0.6% |
| 11100 | | 2 | 0.0% |
| 11200 | | 1 | 0.0% |
| 11233 | | 1 | 0.0% |
| 11400 | | 3 | 0.1% |
| 11500 | | 2 | 0.0% |
| 11600 | | 1 | 0.0% |
| 11760 | | 1 | 0.0% |
| 11800 | | 1 | 0.0% |
| 11950 | | 1 | 0.0% |
| 12000 | | 66 | 1.2% |
| 12100 | | 2 | 0.0% |
| 12400 | | 2 | 0.0% |
| 12500 | | 5 | 0.1% |
| 12600 | | 1 | 0.0% |
| 12700 | | 1 | 0.0% |
| 12760 | | 1 | 0.0% |
| 12800 | | 1 | 0.0% |
| 13000 | | 15 | 0.3% |
| 13069 | | 1 | 0.0% |
| 13100 | | 2 | 0.0% |
| 13200 | | 1 | 0.0% |
| 13298 | | 1 | 0.0% |
| 13400 | | 1 | 0.0% |
| 13500 | | 4 | 0.1% |
| 13700 | | 1 | 0.0% |
| 13780 | | 1 | 0.0% |
| 13800 | | 1 | 0.0% |
| 14000 | | 17 | 0.3% |
| 14100 | | 1 | 0.0% |
| 14200 | | 2 | 0.0% |
| 14260 | | 1 | 0.0% |
| 14300 | | 1 | 0.0% |
| 14400 | | 2 | 0.0% |
| 14500 | | 3 | 0.1% |
| 15000 | | 150 | 2.8% |
| 15400 | | 1 | 0.0% |
| 15800 | | 2 | 0.0% |
| 15900 | | 2 | 0.0% |
| 16000 | | 22 | 0.4% |
| 16200 | | 1 | 0.0% |
| 16300 | | 1 | 0.0% |

c6_a: C6. How much money in total did you spend in Taiwan on this trip? (Please exclude prepayments)

| Value | Label | Cases | Percentage |
|-------|-------|-------|------------|
| 16500 | | 4 | 0.1% |
| 16584 | | 1 | 0.0% |
| 16750 | | 1 | 0.0% |
| 17000 | | 16 | 0.3% |
| 17180 | | 1 | 0.0% |
| 17500 | | 4 | 0.1% |
| 18000 | | 18 | 0.3% |
| 18360 | | 1 | 0.0% |
| 18500 | | 1 | 0.0% |
| 18752 | | 1 | 0.0% |
| 19000 | | 6 | 0.1% |
| 19100 | | 1 | 0.0% |
| 19150 | | 1 | 0.0% |
| 19300 | | 1 | 0.0% |
| 19500 | | 3 | 0.1% |
| 19600 | | 1 | 0.0% |
| 19800 | | 1 | 0.0% |
| 20000 | | 404 | 7.5% |
| 20010 | | 1 | 0.0% |
| 20500 | | 1 | 0.0% |
| 20700 | | 1 | 0.0% |
| 20800 | | 1 | 0.0% |
| 21000 | | 7 | 0.1% |
| 21129 | | 1 | 0.0% |
| 21280 | | 1 | 0.0% |
| 21400 | | 1 | 0.0% |
| 21500 | | 3 | 0.1% |
| 22000 | | 12 | 0.2% |
| 22439 | | 1 | 0.0% |
| 22500 | | 1 | 0.0% |
| 22800 | | 1 | 0.0% |
| 22900 | | 2 | 0.0% |
| 23000 | | 8 | 0.1% |
| 23800 | | 1 | 0.0% |
| 23900 | | 1 | 0.0% |
| 24000 | | 9 | 0.2% |
| 24400 | | 1 | 0.0% |
| 24500 | | 2 | 0.0% |
| 24940 | | 1 | 0.0% |
| 25000 | | 103 | 1.9% |
| 25400 | | 2 | 0.0% |
| 25500 | | 1 | 0.0% |
| 25800 | | 1 | 0.0% |
| 26000 | | 8 | 0.1% |
| 27000 | | 6 | 0.1% |

c6_a: C6. How much money in total did you spend in Taiwan on this trip? (Please exclude prepayments)

| Value | Label | Cases | Percentage |
|-------|-------|-------|------------|
| 28000 | | 11 | 0.2% |
| 29000 | | 2 | 0.0% |
| 30000 | | 327 | 6.1% |
| 30135 | | 1 | 0.0% |
| 30400 | | 1 | 0.0% |
| 31169 | | 1 | 0.0% |
| 31200 | | 1 | 0.0% |
| 31400 | | 1 | 0.0% |
| 31696 | | 1 | 0.0% |
| 31808 | | 1 | 0.0% |
| 32000 | | 4 | 0.1% |
| 32500 | | 2 | 0.0% |
| 32900 | | 1 | 0.0% |
| 33000 | | 3 | 0.1% |
| 33500 | | 2 | 0.0% |
| 33600 | | 1 | 0.0% |
| 34000 | | 8 | 0.1% |
| 34200 | | 1 | 0.0% |
| 34500 | | 1 | 0.0% |
| 34900 | | 1 | 0.0% |
| 35000 | | 39 | 0.7% |
| 35200 | | 1 | 0.0% |
| 35400 | | 1 | 0.0% |
| 35470 | | 1 | 0.0% |
| 35880 | | 1 | 0.0% |
| 36000 | | 5 | 0.1% |
| 36800 | | 1 | 0.0% |
| 37000 | | 5 | 0.1% |
| 37100 | | 1 | 0.0% |
| 37500 | | 1 | 0.0% |
| 38000 | | 4 | 0.1% |
| 38400 | | 1 | 0.0% |
| 39000 | | 1 | 0.0% |
| 39400 | | 1 | 0.0% |
| 39780 | | 1 | 0.0% |
| 40000 | | 156 | 2.9% |
| 40600 | | 2 | 0.0% |
| 41000 | | 1 | 0.0% |
| 41700 | | 1 | 0.0% |
| 42000 | | 4 | 0.1% |
| 42300 | | 1 | 0.0% |
| 43000 | | 2 | 0.0% |
| 44000 | | 1 | 0.0% |
| 45000 | | 19 | 0.4% |
| 45800 | | 1 | 0.0% |

c6_a: C6. How much money in total did you spend in Taiwan on this trip? (Please exclude prepayments)

| Value | Label | Cases | Percentage |
|-------|-------|-------|------------|
| 46000 | | 3 | 0.1% |
| 46500 | | 1 | 0.0% |
| 46890 | | 1 | 0.0% |
| 47000 | | 1 | 0.0% |
| 48000 | | 3 | 0.1% |
| 48400 | | 1 | 0.0% |
| 48460 | | 1 | 0.0% |
| 49000 | | 1 | 0.0% |
| 49750 | | 1 | 0.0% |
| 49998 | | 1 | 0.0% |
| 50000 | | 284 | 5.3% |
| 51000 | | 1 | 0.0% |
| 53000 | | 2 | 0.0% |
| 55000 | | 10 | 0.2% |
| 56000 | | 1 | 0.0% |
| 57000 | | 2 | 0.0% |
| 58000 | | 1 | 0.0% |
| 58500 | | 1 | 0.0% |
| 60000 | | 92 | 1.7% |
| 61000 | | 1 | 0.0% |
| 63400 | | 1 | 0.0% |
| 65000 | | 5 | 0.1% |
| 65300 | | 1 | 0.0% |
| 66500 | | 1 | 0.0% |
| 67000 | | 2 | 0.0% |
| 69000 | | 1 | 0.0% |
| 69500 | | 2 | 0.0% |
| 70000 | | 58 | 1.1% |
| 71000 | | 2 | 0.0% |
| 73000 | | 1 | 0.0% |
| 75000 | | 6 | 0.1% |
| 77600 | | 1 | 0.0% |
| 78000 | | 3 | 0.1% |
| 80000 | | 57 | 1.1% |
| 80400 | | 1 | 0.0% |
| 81700 | | 1 | 0.0% |
| 82000 | | 1 | 0.0% |
| 82500 | | 1 | 0.0% |
| 83000 | | 2 | 0.0% |
| 83359 | | 1 | 0.0% |
| 84000 | | 2 | 0.0% |
| 85000 | | 2 | 0.0% |
| 85384 | | 1 | 0.0% |
| 87000 | | 1 | 0.0% |
| 90000 | | 12 | 0.2% |

c6_a: C6. How much money in total did you spend in Taiwan on this trip? (Please exclude prepayments)

| Value | Label | Cases | Percentage |
|--------|-------|-------|------------|
| 91000 | | 1 | 0.0% |
| 92000 | | 1 | 0.0% |
| 94000 | | 1 | 0.0% |
| 95000 | | 4 | 0.1% |
| 96000 | | 1 | 0.0% |
| 97000 | | 1 | 0.0% |
| 100000 | | 181 | 3.4% |
| 100400 | | 1 | 0.0% |
| 102000 | | 1 | 0.0% |
| 103000 | | 2 | 0.0% |
| 109100 | | 1 | 0.0% |
| 110000 | | 9 | 0.2% |
| 111000 | | 1 | 0.0% |
| 112500 | | 1 | 0.0% |
| 115000 | | 2 | 0.0% |
| 117000 | | 2 | 0.0% |
| 120000 | | 10 | 0.2% |
| 125000 | | 1 | 0.0% |
| 128000 | | 1 | 0.0% |
| 130000 | | 13 | 0.2% |
| 135000 | | 2 | 0.0% |
| 136500 | | 1 | 0.0% |
| 140000 | | 7 | 0.1% |
| 142000 | | 1 | 0.0% |
| 145000 | | 1 | 0.0% |
| 148000 | | 1 | 0.0% |
| 150000 | | 45 | 0.8% |
| 157000 | | 1 | 0.0% |
| 160000 | | 3 | 0.1% |
| 170000 | | 6 | 0.1% |
| 180000 | | 4 | 0.1% |
| 200000 | | 70 | 1.3% |
| 205000 | | 1 | 0.0% |
| 209000 | | 1 | 0.0% |
| 210000 | | 3 | 0.1% |
| 230000 | | 2 | 0.0% |
| 236000 | | 1 | 0.0% |
| 250000 | | 11 | 0.2% |
| 280000 | | 1 | 0.0% |
| 300000 | | 60 | 1.1% |
| 310000 | | 1 | 0.0% |
| 330000 | | 2 | 0.0% |
| 350000 | | 9 | 0.2% |
| 380000 | | 2 | 0.0% |
| 400000 | | 28 | 0.5% |

c6_a: C6. How much money in total did you spend in Taiwan on this trip? (Please exclude prepayments)

| Value | Label | Cases | Percentage |
|---------|-------|-------|------------|
| 440000 | | 1 | 0.0% |
| 450000 | | 3 | 0.1% |
| 500000 | | 26 | 0.5% |
| 520000 | | 1 | 0.0% |
| 560000 | | 1 | 0.0% |
| 580000 | | 1 | 0.0% |
| 600000 | | 8 | 0.1% |
| 650000 | | 1 | 0.0% |
| 700000 | | 9 | 0.2% |
| 750000 | | 1 | 0.0% |
| 790000 | | 1 | 0.0% |
| 800000 | | 9 | 0.2% |
| 820000 | | 1 | 0.0% |
| 900000 | | 1 | 0.0% |
| 910000 | | 1 | 0.0% |
| 1000000 | | 10 | 0.2% |
| 1100000 | | 1 | 0.0% |
| 1150000 | | 1 | 0.0% |
| 1200000 | | 2 | 0.0% |
| 1400000 | | 2 | 0.0% |
| 1500000 | | 3 | 0.1% |
| 1700000 | | 1 | 0.0% |
| 2000000 | | 6 | 0.1% |
| 2500000 | | 2 | 0.0% |
| 3200000 | | 1 | 0.0% |
| 5000000 | | 1 | 0.0% |
| Sysmiss | | 105 | |

Warning: these figures indicate the number of cases found in the data file. They cannot be interpreted as summary statistics of the population of interest.

c6_b: C6. How much money in total did you spend in Taiwan on this trip? (Please exclude prepayments)Type of currency

| | |
|--------------------|---|
| Information | [Type= discrete] [Format=numeric] [Range= 1-23] [Missing=*] |
| Statistics [NW/ W] | [Valid=5281 /-] [Invalid=223 /-] |

| Value | Label | Cases | Percentage |
|-------|-------|-------|------------|
| 1 | NTD | 1374 | 26.0% |
| 2 | USD | 300 | 5.7% |
| 3 | JPY | 474 | 9.0% |
| 4 | KRW | 159 | 3.0% |
| 5 | HKD | 256 | 4.8% |
| 6 | SGD | 7 | 0.1% |
| 7 | NZD | 0 | |
| 8 | CAD | 0 | |
| 9 | MYR | 527 | 10.0% |
| 10 | GBP | 7 | 0.1% |
| 11 | AUD | 13 | 0.2% |

c6_b: C6. How much money in total did you spend in Taiwan on this trip? (Please exclude prepayments)Type of currency

| Value | Label | Cases | Percentage |
|---------|-------|-------|------------|
| 12 | DEM | 71 | 1.3% |
| 13 | FRF | 0 | |
| 14 | THB | 0 | |
| 15 | PHP | 0 | |
| 16 | EUR | 27 | 0.5% |
| 17 | CNY | 2061 | 39.0% |
| 18 | IDR | 5 | 0.1% |
| 19 | ZAR | 0 | |
| 20 | DKK | 0 | |
| 21 | CHF | 0 | |
| 22 | MOP | 0 | |
| 23 | RUB | 0 | |
| Sysmiss | | 223 | |

Warning: these figures indicate the number of cases found in the data file. They cannot be interpreted as summary statistics of the population of interest.

c7_1a: C7. Please itemize these expenses in terms of their amount or percentage.1. Hotel bills

| | |
|--------------------|---|
| Information | [Type= discrete] [Format=numeric] [Range= 0-600000] [Missing=*] |
| Statistics [NW/ W] | [Valid=5397 /-] [Invalid=107 /-] |

| Value | Label | Cases | Percentage |
|-------|-------|-------|------------|
| 0 | | 3397 | 62.9% |
| 15 | | 1 | 0.0% |
| 16 | | 1 | 0.0% |
| 20 | | 2 | 0.0% |
| 25 | | 2 | 0.0% |
| 30 | | 1 | 0.0% |
| 33 | | 1 | 0.0% |
| 35 | | 1 | 0.0% |
| 40 | | 3 | 0.1% |
| 50 | | 6 | 0.1% |
| 60 | | 4 | 0.1% |
| 70 | | 1 | 0.0% |
| 75 | | 2 | 0.0% |
| 80 | | 2 | 0.0% |
| 90 | | 2 | 0.0% |
| 91 | | 1 | 0.0% |
| 100 | | 8 | 0.1% |
| 110 | | 1 | 0.0% |
| 120 | | 4 | 0.1% |
| 125 | | 4 | 0.1% |
| 130 | | 1 | 0.0% |
| 140 | | 6 | 0.1% |
| 145 | | 1 | 0.0% |
| 150 | | 11 | 0.2% |
| 160 | | 2 | 0.0% |

c7_1a: C7. Please itemize these expenses in terms of their amount or percentage.1. Hotel bills

| Value | Label | Cases | Percentage |
|-------|-------|-------|------------|
| 175 | | 2 | 0.0% |
| 180 | | 4 | 0.1% |
| 195 | | 3 | 0.1% |
| 200 | | 24 | 0.4% |
| 210 | | 6 | 0.1% |
| 220 | | 1 | 0.0% |
| 225 | | 3 | 0.1% |
| 230 | | 1 | 0.0% |
| 240 | | 6 | 0.1% |
| 250 | | 10 | 0.2% |
| 270 | | 1 | 0.0% |
| 280 | | 3 | 0.1% |
| 285 | | 1 | 0.0% |
| 300 | | 20 | 0.4% |
| 315 | | 1 | 0.0% |
| 320 | | 6 | 0.1% |
| 340 | | 1 | 0.0% |
| 350 | | 9 | 0.2% |
| 360 | | 6 | 0.1% |
| 375 | | 4 | 0.1% |
| 380 | | 1 | 0.0% |
| 385 | | 1 | 0.0% |
| 396 | | 1 | 0.0% |
| 400 | | 23 | 0.4% |
| 408 | | 1 | 0.0% |
| 420 | | 5 | 0.1% |
| 450 | | 9 | 0.2% |
| 455 | | 1 | 0.0% |
| 475 | | 1 | 0.0% |
| 480 | | 6 | 0.1% |
| 500 | | 28 | 0.5% |
| 520 | | 1 | 0.0% |
| 525 | | 2 | 0.0% |
| 530 | | 1 | 0.0% |
| 540 | | 3 | 0.1% |
| 542 | | 1 | 0.0% |
| 550 | | 3 | 0.1% |
| 560 | | 4 | 0.1% |
| 563 | | 1 | 0.0% |
| 592 | | 1 | 0.0% |
| 595 | | 1 | 0.0% |
| 600 | | 25 | 0.5% |
| 625 | | 1 | 0.0% |
| 630 | | 1 | 0.0% |
| 640 | | 3 | 0.1% |

c7_1a: C7. Please itemize these expenses in terms of their amount or percentage.1. Hotel bills

| Value | Label | Cases | Percentage |
|-------|-------|-------|------------|
| 650 | | 2 | 0.0% |
| 660 | | 1 | 0.0% |
| 700 | | 10 | 0.2% |
| 720 | | 1 | 0.0% |
| 750 | | 5 | 0.1% |
| 800 | | 28 | 0.5% |
| 810 | | 1 | 0.0% |
| 840 | | 3 | 0.1% |
| 850 | | 2 | 0.0% |
| 900 | | 18 | 0.3% |
| 960 | | 1 | 0.0% |
| 975 | | 1 | 0.0% |
| 980 | | 1 | 0.0% |
| 1000 | | 32 | 0.6% |
| 1040 | | 2 | 0.0% |
| 1045 | | 1 | 0.0% |
| 1050 | | 4 | 0.1% |
| 1080 | | 1 | 0.0% |
| 1100 | | 1 | 0.0% |
| 1105 | | 1 | 0.0% |
| 1125 | | 2 | 0.0% |
| 1200 | | 14 | 0.3% |
| 1250 | | 5 | 0.1% |
| 1350 | | 2 | 0.0% |
| 1365 | | 1 | 0.0% |
| 1400 | | 9 | 0.2% |
| 1440 | | 2 | 0.0% |
| 1500 | | 27 | 0.5% |
| 1600 | | 11 | 0.2% |
| 1650 | | 1 | 0.0% |
| 1700 | | 1 | 0.0% |
| 1750 | | 6 | 0.1% |
| 1780 | | 1 | 0.0% |
| 1800 | | 15 | 0.3% |
| 1875 | | 1 | 0.0% |
| 1913 | | 1 | 0.0% |
| 1950 | | 1 | 0.0% |
| 2000 | | 27 | 0.5% |
| 2070 | | 1 | 0.0% |
| 2100 | | 11 | 0.2% |
| 2160 | | 1 | 0.0% |
| 2175 | | 1 | 0.0% |
| 2250 | | 2 | 0.0% |
| 2350 | | 1 | 0.0% |
| 2400 | | 12 | 0.2% |

c7_1a: C7. Please itemize these expenses in terms of their amount or percentage.1. Hotel bills

| Value | Label | Cases | Percentage |
|-------|-------|-------|------------|
| 2450 | | 2 | 0.0% |
| 2500 | | 16 | 0.3% |
| 2520 | | 1 | 0.0% |
| 2600 | | 4 | 0.1% |
| 2610 | | 1 | 0.0% |
| 2700 | | 5 | 0.1% |
| 2750 | | 1 | 0.0% |
| 2800 | | 4 | 0.1% |
| 3000 | | 37 | 0.7% |
| 3150 | | 2 | 0.0% |
| 3200 | | 6 | 0.1% |
| 3300 | | 3 | 0.1% |
| 3500 | | 13 | 0.2% |
| 3600 | | 10 | 0.2% |
| 3700 | | 1 | 0.0% |
| 3750 | | 2 | 0.0% |
| 3780 | | 1 | 0.0% |
| 3800 | | 3 | 0.1% |
| 3850 | | 1 | 0.0% |
| 4000 | | 45 | 0.8% |
| 4100 | | 1 | 0.0% |
| 4200 | | 11 | 0.2% |
| 4220 | | 1 | 0.0% |
| 4250 | | 1 | 0.0% |
| 4400 | | 3 | 0.1% |
| 4500 | | 9 | 0.2% |
| 4550 | | 1 | 0.0% |
| 4620 | | 1 | 0.0% |
| 4800 | | 9 | 0.2% |
| 4900 | | 4 | 0.1% |
| 5000 | | 49 | 0.9% |
| 5100 | | 2 | 0.0% |
| 5200 | | 2 | 0.0% |
| 5250 | | 2 | 0.0% |
| 5400 | | 7 | 0.1% |
| 5460 | | 2 | 0.0% |
| 5500 | | 1 | 0.0% |
| 5600 | | 14 | 0.3% |
| 5760 | | 1 | 0.0% |
| 5775 | | 1 | 0.0% |
| 5800 | | 1 | 0.0% |
| 6000 | | 58 | 1.1% |
| 6250 | | 1 | 0.0% |
| 6300 | | 1 | 0.0% |
| 6400 | | 3 | 0.1% |

c7_1a: C7. Please itemize these expenses in terms of their amount or percentage.1. Hotel bills

| Value | Label | Cases | Percentage |
|-------|-------|-------|------------|
| 6500 | | 2 | 0.0% |
| 6524 | | 1 | 0.0% |
| 6600 | | 2 | 0.0% |
| 6650 | | 1 | 0.0% |
| 6700 | | 1 | 0.0% |
| 6750 | | 2 | 0.0% |
| 6800 | | 2 | 0.0% |
| 6900 | | 2 | 0.0% |
| 7000 | | 28 | 0.5% |
| 7200 | | 12 | 0.2% |
| 7240 | | 1 | 0.0% |
| 7400 | | 1 | 0.0% |
| 7500 | | 18 | 0.3% |
| 7760 | | 1 | 0.0% |
| 7800 | | 2 | 0.0% |
| 7900 | | 1 | 0.0% |
| 8000 | | 43 | 0.8% |
| 8100 | | 2 | 0.0% |
| 8129 | | 1 | 0.0% |
| 8162 | | 1 | 0.0% |
| 8295 | | 1 | 0.0% |
| 8400 | | 7 | 0.1% |
| 8500 | | 5 | 0.1% |
| 8600 | | 1 | 0.0% |
| 8750 | | 1 | 0.0% |
| 8800 | | 2 | 0.0% |
| 9000 | | 41 | 0.8% |
| 9200 | | 2 | 0.0% |
| 9233 | | 1 | 0.0% |
| 9500 | | 2 | 0.0% |
| 9555 | | 1 | 0.0% |
| 9600 | | 1 | 0.0% |
| 9750 | | 1 | 0.0% |
| 9900 | | 2 | 0.0% |
| 10000 | | 70 | 1.3% |
| 10050 | | 1 | 0.0% |
| 10200 | | 2 | 0.0% |
| 10400 | | 3 | 0.1% |
| 10450 | | 1 | 0.0% |
| 10500 | | 6 | 0.1% |
| 10800 | | 1 | 0.0% |
| 11000 | | 15 | 0.3% |
| 11200 | | 4 | 0.1% |
| 11250 | | 2 | 0.0% |
| 11400 | | 3 | 0.1% |

c7_1a: C7. Please itemize these expenses in terms of their amount or percentage.1. Hotel bills

| Value | Label | Cases | Percentage |
|-------|-------|-------|------------|
| 11500 | | 2 | 0.0% |
| 11550 | | 1 | 0.0% |
| 12000 | | 75 | 1.4% |
| 12400 | | 1 | 0.0% |
| 12500 | | 9 | 0.2% |
| 12600 | | 3 | 0.1% |
| 12750 | | 1 | 0.0% |
| 12760 | | 1 | 0.0% |
| 12800 | | 2 | 0.0% |
| 13000 | | 7 | 0.1% |
| 13069 | | 1 | 0.0% |
| 13500 | | 8 | 0.1% |
| 13600 | | 1 | 0.0% |
| 13855 | | 1 | 0.0% |
| 13900 | | 1 | 0.0% |
| 14000 | | 22 | 0.4% |
| 14250 | | 2 | 0.0% |
| 14400 | | 5 | 0.1% |
| 15000 | | 50 | 0.9% |
| 15180 | | 1 | 0.0% |
| 15200 | | 1 | 0.0% |
| 15300 | | 1 | 0.0% |
| 15584 | | 1 | 0.0% |
| 15750 | | 1 | 0.0% |
| 16000 | | 22 | 0.4% |
| 16100 | | 1 | 0.0% |
| 16200 | | 2 | 0.0% |
| 16384 | | 1 | 0.0% |
| 16500 | | 1 | 0.0% |
| 16800 | | 4 | 0.1% |
| 17000 | | 6 | 0.1% |
| 17400 | | 1 | 0.0% |
| 17500 | | 6 | 0.1% |
| 17622 | | 1 | 0.0% |
| 18000 | | 29 | 0.5% |
| 18360 | | 1 | 0.0% |
| 18696 | | 1 | 0.0% |
| 18750 | | 1 | 0.0% |
| 19000 | | 3 | 0.1% |
| 19200 | | 1 | 0.0% |
| 19350 | | 1 | 0.0% |
| 19400 | | 1 | 0.0% |
| 19600 | | 1 | 0.0% |
| 19800 | | 2 | 0.0% |
| 20000 | | 63 | 1.2% |

c7_1a: C7. Please itemize these expenses in terms of their amount or percentage.1. Hotel bills

| Value | Label | Cases | Percentage |
|-------|-------|-------|------------|
| 20250 | | 1 | 0.0% |
| 20400 | | 1 | 0.0% |
| 21000 | | 14 | 0.3% |
| 21129 | | 1 | 0.0% |
| 22000 | | 3 | 0.1% |
| 22439 | | 1 | 0.0% |
| 22500 | | 3 | 0.1% |
| 23000 | | 2 | 0.0% |
| 23750 | | 3 | 0.1% |
| 23800 | | 1 | 0.0% |
| 24000 | | 28 | 0.5% |
| 24300 | | 1 | 0.0% |
| 24500 | | 2 | 0.0% |
| 25000 | | 30 | 0.6% |
| 25200 | | 1 | 0.0% |
| 25900 | | 1 | 0.0% |
| 26000 | | 1 | 0.0% |
| 27000 | | 6 | 0.1% |
| 27500 | | 1 | 0.0% |
| 28000 | | 12 | 0.2% |
| 28500 | | 1 | 0.0% |
| 28800 | | 1 | 0.0% |
| 29750 | | 1 | 0.0% |
| 30000 | | 52 | 1.0% |
| 30600 | | 1 | 0.0% |
| 31000 | | 2 | 0.0% |
| 31500 | | 3 | 0.1% |
| 32000 | | 11 | 0.2% |
| 32400 | | 1 | 0.0% |
| 32900 | | 1 | 0.0% |
| 32970 | | 1 | 0.0% |
| 33500 | | 1 | 0.0% |
| 33600 | | 1 | 0.0% |
| 34000 | | 1 | 0.0% |
| 35000 | | 12 | 0.2% |
| 35500 | | 1 | 0.0% |
| 36000 | | 9 | 0.2% |
| 36400 | | 1 | 0.0% |
| 37000 | | 1 | 0.0% |
| 38000 | | 1 | 0.0% |
| 38400 | | 1 | 0.0% |
| 38500 | | 1 | 0.0% |
| 39960 | | 1 | 0.0% |
| 40000 | | 38 | 0.7% |
| 40500 | | 2 | 0.0% |

c7_1a: C7. Please itemize these expenses in terms of their amount or percentage.1. Hotel bills

| Value | Label | Cases | Percentage |
|--------|-------|-------|------------|
| 42000 | | 10 | 0.2% |
| 42500 | | 2 | 0.0% |
| 45000 | | 8 | 0.1% |
| 48000 | | 9 | 0.2% |
| 49000 | | 4 | 0.1% |
| 49500 | | 1 | 0.0% |
| 50000 | | 33 | 0.6% |
| 52250 | | 1 | 0.0% |
| 52500 | | 2 | 0.0% |
| 54000 | | 1 | 0.0% |
| 55000 | | 1 | 0.0% |
| 56000 | | 1 | 0.0% |
| 56250 | | 1 | 0.0% |
| 58100 | | 1 | 0.0% |
| 60000 | | 15 | 0.3% |
| 62000 | | 1 | 0.0% |
| 66000 | | 1 | 0.0% |
| 67500 | | 1 | 0.0% |
| 69600 | | 1 | 0.0% |
| 70000 | | 6 | 0.1% |
| 72000 | | 1 | 0.0% |
| 74250 | | 1 | 0.0% |
| 75000 | | 5 | 0.1% |
| 75024 | | 1 | 0.0% |
| 78400 | | 1 | 0.0% |
| 80000 | | 6 | 0.1% |
| 80750 | | 1 | 0.0% |
| 90000 | | 9 | 0.2% |
| 91000 | | 1 | 0.0% |
| 100000 | | 13 | 0.2% |
| 105000 | | 1 | 0.0% |
| 110000 | | 1 | 0.0% |
| 120000 | | 6 | 0.1% |
| 130000 | | 2 | 0.0% |
| 135000 | | 1 | 0.0% |
| 144000 | | 1 | 0.0% |
| 150000 | | 2 | 0.0% |
| 175000 | | 1 | 0.0% |
| 180000 | | 2 | 0.0% |
| 200000 | | 4 | 0.1% |
| 230000 | | 1 | 0.0% |
| 250000 | | 1 | 0.0% |
| 252000 | | 1 | 0.0% |
| 300000 | | 3 | 0.1% |
| 320000 | | 1 | 0.0% |

| # c7_1a: C7. Please itemize these expenses in terms of their amount or percentage.1. Hotel bills | | | |
|---|--|-------|------------|
| Value | Label | Cases | Percentage |
| 400000 | | 1 | 0.0% |
| 420000 | | 1 | 0.0% |
| 500000 | | 3 | 0.1% |
| 600000 | | 1 | 0.0% |
| Sysmiss | | 107 | |
| Warning: these figures indicate the number of cases found in the data file. They cannot be interpreted as summary statistics of the population of interest. | | | |
| # c7_1b: C7. Please itemize these expenses in terms of their amount or percentage.1. Hotel bills: __person(s) | | | |
| Information | [Type= discrete] [Format=numeric] [Range= 0-17] [Missing=*] | | |
| Statistics [NW/ W] | [Valid=2035 /-] [Invalid=3469 /-] | | |
| Value | Label | Cases | Percentage |
| 0 | | 2 | 0.1% |
| 1 | | 1751 | 86.0% |
| 2 | | 213 | 10.5% |
| 3 | | 36 | 1.8% |
| 4 | | 23 | 1.1% |
| 5 | | 4 | 0.2% |
| 6 | | 2 | 0.1% |
| 7 | | 1 | 0.0% |
| 8 | | 1 | 0.0% |
| 10 | | 1 | 0.0% |
| 17 | | 1 | 0.0% |
| Sysmiss | | 3469 | |
| Warning: these figures indicate the number of cases found in the data file. They cannot be interpreted as summary statistics of the population of interest. | | | |
| # c7_2a: C7. Please itemize these expenses in terms of their amount or percentage.2. Meals excluding hotel meals: | | | |
| Information | [Type= discrete] [Format=numeric] [Range= 0-1500000] [Missing=*] | | |
| Statistics [NW/ W] | [Valid=5396 /-] [Invalid=108 /-] | | |
| Value | Label | Cases | Percentage |
| 0 | | 2376 | 44.0% |
| 8 | | 1 | 0.0% |
| 10 | | 9 | 0.2% |
| 15 | | 2 | 0.0% |
| 16 | | 1 | 0.0% |
| 20 | | 9 | 0.2% |
| 22 | | 1 | 0.0% |
| 25 | | 6 | 0.1% |
| 28 | | 1 | 0.0% |
| 30 | | 8 | 0.1% |
| 35 | | 2 | 0.0% |
| 39 | | 1 | 0.0% |
| 40 | | 9 | 0.2% |
| 41 | | 1 | 0.0% |
| 45 | | 4 | 0.1% |
| 50 | | 24 | 0.4% |
| 55 | | 2 | 0.0% |

c7_2a: C7. Please itemize these expenses in terms of their amount or percentage.2. Meals excluding hotel meals:

| Value | Label | Cases | Percentage |
|-------|-------|-------|------------|
| 56 | | 1 | 0.0% |
| 60 | | 15 | 0.3% |
| 65 | | 1 | 0.0% |
| 70 | | 5 | 0.1% |
| 75 | | 9 | 0.2% |
| 80 | | 16 | 0.3% |
| 90 | | 6 | 0.1% |
| 100 | | 55 | 1.0% |
| 105 | | 3 | 0.1% |
| 120 | | 19 | 0.4% |
| 125 | | 8 | 0.1% |
| 130 | | 1 | 0.0% |
| 135 | | 1 | 0.0% |
| 140 | | 5 | 0.1% |
| 145 | | 1 | 0.0% |
| 150 | | 33 | 0.6% |
| 160 | | 9 | 0.2% |
| 165 | | 1 | 0.0% |
| 170 | | 1 | 0.0% |
| 175 | | 2 | 0.0% |
| 180 | | 4 | 0.1% |
| 187 | | 1 | 0.0% |
| 200 | | 64 | 1.2% |
| 210 | | 7 | 0.1% |
| 212 | | 1 | 0.0% |
| 225 | | 8 | 0.1% |
| 240 | | 12 | 0.2% |
| 250 | | 27 | 0.5% |
| 260 | | 3 | 0.1% |
| 270 | | 1 | 0.0% |
| 275 | | 1 | 0.0% |
| 280 | | 6 | 0.1% |
| 300 | | 53 | 1.0% |
| 320 | | 3 | 0.1% |
| 350 | | 3 | 0.1% |
| 360 | | 2 | 0.0% |
| 375 | | 3 | 0.1% |
| 385 | | 1 | 0.0% |
| 390 | | 2 | 0.0% |
| 400 | | 69 | 1.3% |
| 420 | | 4 | 0.1% |
| 430 | | 1 | 0.0% |
| 440 | | 1 | 0.0% |
| 450 | | 16 | 0.3% |
| 500 | | 89 | 1.6% |

c7_2a: C7. Please itemize these expenses in terms of their amount or percentage.2. Meals excluding hotel meals:

| Value | Label | Cases | Percentage |
|-------|-------|-------|------------|
| 510 | | 1 | 0.0% |
| 520 | | 2 | 0.0% |
| 525 | | 2 | 0.0% |
| 540 | | 1 | 0.0% |
| 550 | | 3 | 0.1% |
| 575 | | 1 | 0.0% |
| 600 | | 53 | 1.0% |
| 625 | | 2 | 0.0% |
| 630 | | 1 | 0.0% |
| 650 | | 1 | 0.0% |
| 660 | | 1 | 0.0% |
| 675 | | 1 | 0.0% |
| 700 | | 22 | 0.4% |
| 750 | | 17 | 0.3% |
| 760 | | 1 | 0.0% |
| 780 | | 1 | 0.0% |
| 800 | | 30 | 0.6% |
| 840 | | 1 | 0.0% |
| 875 | | 1 | 0.0% |
| 900 | | 37 | 0.7% |
| 910 | | 2 | 0.0% |
| 920 | | 1 | 0.0% |
| 960 | | 2 | 0.0% |
| 1000 | | 143 | 2.7% |
| 1050 | | 5 | 0.1% |
| 1100 | | 7 | 0.1% |
| 1125 | | 1 | 0.0% |
| 1140 | | 1 | 0.0% |
| 1150 | | 1 | 0.0% |
| 1200 | | 45 | 0.8% |
| 1250 | | 13 | 0.2% |
| 1300 | | 1 | 0.0% |
| 1350 | | 4 | 0.1% |
| 1360 | | 2 | 0.0% |
| 1400 | | 20 | 0.4% |
| 1500 | | 75 | 1.4% |
| 1560 | | 1 | 0.0% |
| 1575 | | 1 | 0.0% |
| 1600 | | 27 | 0.5% |
| 1630 | | 1 | 0.0% |
| 1648 | | 1 | 0.0% |
| 1650 | | 2 | 0.0% |
| 1680 | | 1 | 0.0% |
| 1700 | | 5 | 0.1% |
| 1750 | | 8 | 0.1% |

c7_2a: C7. Please itemize these expenses in terms of their amount or percentage.2. Meals excluding hotel meals:

| Value | Label | Cases | Percentage |
|-------|-------|-------|------------|
| 1800 | | 25 | 0.5% |
| 1900 | | 2 | 0.0% |
| 1940 | | 1 | 0.0% |
| 1950 | | 2 | 0.0% |
| 2000 | | 170 | 3.2% |
| 2010 | | 1 | 0.0% |
| 2070 | | 1 | 0.0% |
| 2100 | | 10 | 0.2% |
| 2200 | | 3 | 0.1% |
| 2250 | | 11 | 0.2% |
| 2300 | | 3 | 0.1% |
| 2400 | | 15 | 0.3% |
| 2450 | | 2 | 0.0% |
| 2500 | | 40 | 0.7% |
| 2550 | | 1 | 0.0% |
| 2600 | | 1 | 0.0% |
| 2610 | | 1 | 0.0% |
| 2700 | | 2 | 0.0% |
| 2750 | | 2 | 0.0% |
| 2800 | | 13 | 0.2% |
| 2880 | | 1 | 0.0% |
| 2975 | | 1 | 0.0% |
| 3000 | | 149 | 2.8% |
| 3150 | | 1 | 0.0% |
| 3200 | | 3 | 0.1% |
| 3250 | | 1 | 0.0% |
| 3300 | | 1 | 0.0% |
| 3360 | | 1 | 0.0% |
| 3400 | | 2 | 0.0% |
| 3500 | | 15 | 0.3% |
| 3600 | | 21 | 0.4% |
| 3750 | | 6 | 0.1% |
| 3800 | | 2 | 0.0% |
| 3900 | | 2 | 0.0% |
| 4000 | | 104 | 1.9% |
| 4200 | | 5 | 0.1% |
| 4250 | | 1 | 0.0% |
| 4350 | | 1 | 0.0% |
| 4400 | | 1 | 0.0% |
| 4500 | | 26 | 0.5% |
| 4800 | | 7 | 0.1% |
| 5000 | | 151 | 2.8% |
| 5100 | | 1 | 0.0% |
| 5200 | | 2 | 0.0% |
| 5250 | | 1 | 0.0% |

c7_2a: C7. Please itemize these expenses in terms of their amount or percentage.2. Meals excluding hotel meals:

| Value | Label | Cases | Percentage |
|-------|-------|-------|------------|
| 5400 | | 3 | 0.1% |
| 5500 | | 2 | 0.0% |
| 5600 | | 1 | 0.0% |
| 5625 | | 1 | 0.0% |
| 6000 | | 120 | 2.2% |
| 6250 | | 4 | 0.1% |
| 6500 | | 2 | 0.0% |
| 6666 | | 1 | 0.0% |
| 6750 | | 2 | 0.0% |
| 6800 | | 2 | 0.0% |
| 7000 | | 19 | 0.4% |
| 7200 | | 4 | 0.1% |
| 7400 | | 2 | 0.0% |
| 7500 | | 21 | 0.4% |
| 7800 | | 1 | 0.0% |
| 8000 | | 66 | 1.2% |
| 8400 | | 2 | 0.0% |
| 8500 | | 1 | 0.0% |
| 8600 | | 1 | 0.0% |
| 8750 | | 1 | 0.0% |
| 8800 | | 1 | 0.0% |
| 9000 | | 37 | 0.7% |
| 9500 | | 2 | 0.0% |
| 9750 | | 1 | 0.0% |
| 9900 | | 1 | 0.0% |
| 10000 | | 168 | 3.1% |
| 10200 | | 1 | 0.0% |
| 10400 | | 1 | 0.0% |
| 10500 | | 8 | 0.1% |
| 10800 | | 1 | 0.0% |
| 11000 | | 4 | 0.1% |
| 11060 | | 1 | 0.0% |
| 11250 | | 2 | 0.0% |
| 11550 | | 1 | 0.0% |
| 12000 | | 54 | 1.0% |
| 12500 | | 8 | 0.1% |
| 12600 | | 1 | 0.0% |
| 12800 | | 1 | 0.0% |
| 13000 | | 3 | 0.1% |
| 13050 | | 1 | 0.0% |
| 13400 | | 1 | 0.0% |
| 13500 | | 4 | 0.1% |
| 14000 | | 18 | 0.3% |
| 14600 | | 1 | 0.0% |
| 15000 | | 66 | 1.2% |

c7_2a: C7. Please itemize these expenses in terms of their amount or percentage.2. Meals excluding hotel meals:

| Value | Label | Cases | Percentage |
|--------|-------|-------|------------|
| 15585 | | 1 | 0.0% |
| 16000 | | 16 | 0.3% |
| 16250 | | 1 | 0.0% |
| 17000 | | 1 | 0.0% |
| 17500 | | 6 | 0.1% |
| 18000 | | 21 | 0.4% |
| 19000 | | 2 | 0.0% |
| 20000 | | 73 | 1.4% |
| 20250 | | 1 | 0.0% |
| 21000 | | 13 | 0.2% |
| 22000 | | 1 | 0.0% |
| 22500 | | 2 | 0.0% |
| 23000 | | 1 | 0.0% |
| 23400 | | 1 | 0.0% |
| 24000 | | 12 | 0.2% |
| 25000 | | 20 | 0.4% |
| 26000 | | 1 | 0.0% |
| 27000 | | 3 | 0.1% |
| 27500 | | 2 | 0.0% |
| 28000 | | 2 | 0.0% |
| 29400 | | 1 | 0.0% |
| 30000 | | 40 | 0.7% |
| 32000 | | 8 | 0.1% |
| 35000 | | 2 | 0.0% |
| 36000 | | 8 | 0.1% |
| 39000 | | 1 | 0.0% |
| 40000 | | 23 | 0.4% |
| 44000 | | 1 | 0.0% |
| 45000 | | 9 | 0.2% |
| 46000 | | 1 | 0.0% |
| 47500 | | 1 | 0.0% |
| 48000 | | 1 | 0.0% |
| 49000 | | 2 | 0.0% |
| 50000 | | 23 | 0.4% |
| 54000 | | 1 | 0.0% |
| 56000 | | 1 | 0.0% |
| 60000 | | 9 | 0.2% |
| 70000 | | 6 | 0.1% |
| 72000 | | 1 | 0.0% |
| 80000 | | 3 | 0.1% |
| 90000 | | 7 | 0.1% |
| 100000 | | 14 | 0.3% |
| 102000 | | 1 | 0.0% |
| 110000 | | 1 | 0.0% |
| 120000 | | 3 | 0.1% |

c7_2a: C7. Please itemize these expenses in terms of their amount or percentage.2. Meals excluding hotel meals:

| Value | Label | Cases | Percentage |
|---------|-------|-------|------------|
| 150000 | | 2 | 0.0% |
| 175000 | | 2 | 0.0% |
| 180000 | | 1 | 0.0% |
| 200000 | | 2 | 0.0% |
| 204000 | | 1 | 0.0% |
| 240000 | | 1 | 0.0% |
| 320000 | | 1 | 0.0% |
| 420000 | | 1 | 0.0% |
| 500000 | | 1 | 0.0% |
| 1500000 | | 1 | 0.0% |
| Sysmiss | | 108 | |

Warning: these figures indicate the number of cases found in the data file. They cannot be interpreted as summary statistics of the population of interest.

c7_2b: C7. Please itemize these expenses in terms of their amount or percentage.2. Meals excluding hotel meals__person(s)

| | |
|--------------------|---|
| Information | [Type= discrete] [Format=numeric] [Range= 1-10] [Missing=*] |
| Statistics [NW/ W] | [Valid=3047 /-] [Invalid=2457 /-] |

| Value | Label | Cases | Percentage |
|---------|-------|-------|------------|
| 1 | | 2382 | 78.2% |
| 2 | | 463 | 15.2% |
| 3 | | 95 | 3.1% |
| 4 | | 71 | 2.3% |
| 5 | | 16 | 0.5% |
| 6 | | 11 | 0.4% |
| 7 | | 6 | 0.2% |
| 8 | | 1 | 0.0% |
| 10 | | 2 | 0.1% |
| Sysmiss | | 2457 | |

Warning: these figures indicate the number of cases found in the data file. They cannot be interpreted as summary statistics of the population of interest.

c7_3a: C7. Please itemize these expenses in terms of their amount or percentage.3. Local transportation

| | |
|--------------------|--|
| Information | [Type= discrete] [Format=numeric] [Range= 0-1500000] [Missing=*] |
| Statistics [NW/ W] | [Valid=5398 /-] [Invalid=106 /-] |

| Value | Label | Cases | Percentage |
|-------|-------|-------|------------|
| 0 | | 3140 | 58.2% |
| 3 | | 1 | 0.0% |
| 5 | | 1 | 0.0% |
| 7 | | 1 | 0.0% |
| 8 | | 1 | 0.0% |
| 10 | | 3 | 0.1% |
| 12 | | 1 | 0.0% |
| 14 | | 2 | 0.0% |
| 15 | | 5 | 0.1% |
| 17 | | 1 | 0.0% |
| 18 | | 2 | 0.0% |
| 19 | | 1 | 0.0% |

c7_3a: C7. Please itemize these expenses in terms of their amount or percentage.3. Local transportation

| Value | Label | Cases | Percentage |
|-------|-------|-------|------------|
| 20 | | 10 | 0.2% |
| 22 | | 1 | 0.0% |
| 23 | | 1 | 0.0% |
| 25 | | 3 | 0.1% |
| 30 | | 10 | 0.2% |
| 35 | | 1 | 0.0% |
| 37 | | 1 | 0.0% |
| 40 | | 17 | 0.3% |
| 45 | | 3 | 0.1% |
| 48 | | 1 | 0.0% |
| 50 | | 32 | 0.6% |
| 55 | | 2 | 0.0% |
| 60 | | 15 | 0.3% |
| 65 | | 2 | 0.0% |
| 70 | | 11 | 0.2% |
| 75 | | 13 | 0.2% |
| 76 | | 1 | 0.0% |
| 80 | | 19 | 0.4% |
| 85 | | 1 | 0.0% |
| 90 | | 6 | 0.1% |
| 100 | | 67 | 1.2% |
| 105 | | 1 | 0.0% |
| 106 | | 1 | 0.0% |
| 110 | | 1 | 0.0% |
| 120 | | 5 | 0.1% |
| 125 | | 13 | 0.2% |
| 127 | | 1 | 0.0% |
| 130 | | 3 | 0.1% |
| 135 | | 4 | 0.1% |
| 140 | | 7 | 0.1% |
| 150 | | 40 | 0.7% |
| 160 | | 9 | 0.2% |
| 165 | | 1 | 0.0% |
| 170 | | 1 | 0.0% |
| 175 | | 3 | 0.1% |
| 180 | | 2 | 0.0% |
| 200 | | 66 | 1.2% |
| 210 | | 1 | 0.0% |
| 212 | | 1 | 0.0% |
| 225 | | 1 | 0.0% |
| 230 | | 1 | 0.0% |
| 240 | | 4 | 0.1% |
| 250 | | 28 | 0.5% |
| 260 | | 1 | 0.0% |
| 280 | | 2 | 0.0% |

c7_3a: C7. Please itemize these expenses in terms of their amount or percentage.3. Local transportation

| Value | Label | Cases | Percentage |
|-------|-------|-------|------------|
| 300 | | 55 | 1.0% |
| 320 | | 1 | 0.0% |
| 326 | | 1 | 0.0% |
| 330 | | 1 | 0.0% |
| 340 | | 1 | 0.0% |
| 345 | | 1 | 0.0% |
| 350 | | 10 | 0.2% |
| 360 | | 3 | 0.1% |
| 375 | | 4 | 0.1% |
| 380 | | 2 | 0.0% |
| 390 | | 1 | 0.0% |
| 400 | | 47 | 0.9% |
| 420 | | 1 | 0.0% |
| 435 | | 1 | 0.0% |
| 445 | | 1 | 0.0% |
| 450 | | 11 | 0.2% |
| 480 | | 1 | 0.0% |
| 500 | | 90 | 1.7% |
| 510 | | 1 | 0.0% |
| 520 | | 1 | 0.0% |
| 550 | | 2 | 0.0% |
| 600 | | 54 | 1.0% |
| 650 | | 2 | 0.0% |
| 700 | | 18 | 0.3% |
| 720 | | 2 | 0.0% |
| 750 | | 20 | 0.4% |
| 780 | | 1 | 0.0% |
| 790 | | 1 | 0.0% |
| 800 | | 31 | 0.6% |
| 825 | | 1 | 0.0% |
| 850 | | 3 | 0.1% |
| 880 | | 1 | 0.0% |
| 900 | | 14 | 0.3% |
| 910 | | 1 | 0.0% |
| 960 | | 2 | 0.0% |
| 1000 | | 151 | 2.8% |
| 1040 | | 1 | 0.0% |
| 1050 | | 5 | 0.1% |
| 1100 | | 3 | 0.1% |
| 1200 | | 23 | 0.4% |
| 1250 | | 11 | 0.2% |
| 1260 | | 1 | 0.0% |
| 1300 | | 4 | 0.1% |
| 1350 | | 4 | 0.1% |
| 1360 | | 1 | 0.0% |

c7_3a: C7. Please itemize these expenses in terms of their amount or percentage.3. Local transportation

| Value | Label | Cases | Percentage |
|-------|-------|-------|------------|
| 1400 | | 16 | 0.3% |
| 1440 | | 1 | 0.0% |
| 1500 | | 70 | 1.3% |
| 1580 | | 1 | 0.0% |
| 1600 | | 16 | 0.3% |
| 1650 | | 2 | 0.0% |
| 1700 | | 3 | 0.1% |
| 1750 | | 6 | 0.1% |
| 1800 | | 19 | 0.4% |
| 1900 | | 2 | 0.0% |
| 1950 | | 2 | 0.0% |
| 2000 | | 149 | 2.8% |
| 2100 | | 8 | 0.1% |
| 2150 | | 1 | 0.0% |
| 2200 | | 3 | 0.1% |
| 2250 | | 7 | 0.1% |
| 2300 | | 1 | 0.0% |
| 2400 | | 13 | 0.2% |
| 2500 | | 45 | 0.8% |
| 2600 | | 3 | 0.1% |
| 2700 | | 6 | 0.1% |
| 2800 | | 4 | 0.1% |
| 3000 | | 138 | 2.6% |
| 3200 | | 7 | 0.1% |
| 3300 | | 2 | 0.0% |
| 3400 | | 2 | 0.0% |
| 3500 | | 19 | 0.4% |
| 3600 | | 3 | 0.1% |
| 3700 | | 1 | 0.0% |
| 3750 | | 8 | 0.1% |
| 3800 | | 2 | 0.0% |
| 4000 | | 75 | 1.4% |
| 4140 | | 1 | 0.0% |
| 4150 | | 1 | 0.0% |
| 4167 | | 1 | 0.0% |
| 4200 | | 1 | 0.0% |
| 4250 | | 1 | 0.0% |
| 4350 | | 2 | 0.0% |
| 4400 | | 1 | 0.0% |
| 4500 | | 17 | 0.3% |
| 4600 | | 2 | 0.0% |
| 4690 | | 1 | 0.0% |
| 4800 | | 1 | 0.0% |
| 5000 | | 108 | 2.0% |
| 5200 | | 1 | 0.0% |

c7_3a: C7. Please itemize these expenses in terms of their amount or percentage.3. Local transportation

| Value | Label | Cases | Percentage |
|-------|-------|-------|------------|
| 5400 | | 1 | 0.0% |
| 5500 | | 3 | 0.1% |
| 5600 | | 1 | 0.0% |
| 5800 | | 1 | 0.0% |
| 6000 | | 76 | 1.4% |
| 6250 | | 1 | 0.0% |
| 6300 | | 1 | 0.0% |
| 6500 | | 3 | 0.1% |
| 6666 | | 1 | 0.0% |
| 6750 | | 2 | 0.0% |
| 6800 | | 1 | 0.0% |
| 7000 | | 16 | 0.3% |
| 7200 | | 2 | 0.0% |
| 7300 | | 1 | 0.0% |
| 7500 | | 19 | 0.4% |
| 8000 | | 29 | 0.5% |
| 8400 | | 1 | 0.0% |
| 8960 | | 1 | 0.0% |
| 9000 | | 12 | 0.2% |
| 9500 | | 1 | 0.0% |
| 9750 | | 1 | 0.0% |
| 10000 | | 92 | 1.7% |
| 10400 | | 1 | 0.0% |
| 10500 | | 4 | 0.1% |
| 11000 | | 3 | 0.1% |
| 11250 | | 1 | 0.0% |
| 11550 | | 1 | 0.0% |
| 12000 | | 14 | 0.3% |
| 12500 | | 4 | 0.1% |
| 13000 | | 2 | 0.0% |
| 13400 | | 1 | 0.0% |
| 14000 | | 4 | 0.1% |
| 15000 | | 19 | 0.4% |
| 16000 | | 11 | 0.2% |
| 17000 | | 1 | 0.0% |
| 17500 | | 1 | 0.0% |
| 18000 | | 3 | 0.1% |
| 19000 | | 2 | 0.0% |
| 19600 | | 1 | 0.0% |
| 20000 | | 33 | 0.6% |
| 21000 | | 2 | 0.0% |
| 22000 | | 1 | 0.0% |
| 22500 | | 2 | 0.0% |
| 24000 | | 6 | 0.1% |
| 25000 | | 11 | 0.2% |

| # c7_3a: C7. Please itemize these expenses in terms of their amount or percentage.3. Local transportation | | | |
|---|---|-------|------------|
| Value | Label | Cases | Percentage |
| 25500 | | 1 | 0.0% |
| 26000 | | 1 | 0.0% |
| 27000 | | 2 | 0.0% |
| 28000 | | 2 | 0.0% |
| 30000 | | 14 | 0.3% |
| 32000 | | 1 | 0.0% |
| 35000 | | 2 | 0.0% |
| 36000 | | 1 | 0.0% |
| 40000 | | 9 | 0.2% |
| 45000 | | 3 | 0.1% |
| 48000 | | 1 | 0.0% |
| 50000 | | 6 | 0.1% |
| 60000 | | 5 | 0.1% |
| 65000 | | 1 | 0.0% |
| 70000 | | 2 | 0.0% |
| 80000 | | 1 | 0.0% |
| 90000 | | 4 | 0.1% |
| 100000 | | 3 | 0.1% |
| 105000 | | 2 | 0.0% |
| 120000 | | 1 | 0.0% |
| 144000 | | 1 | 0.0% |
| 200000 | | 1 | 0.0% |
| 420000 | | 1 | 0.0% |
| 500000 | | 1 | 0.0% |
| 1500000 | | 1 | 0.0% |
| Sysmiss | | 106 | |
| Warning: these figures indicate the number of cases found in the data file. They cannot be interpreted as summary statistics of the population of interest. | | | |
| # c7_3b: C7. Please itemize these expenses in terms of their amount or percentage.3. Local transportation__person(s) | | | |
| Information | [Type= discrete] [Format=numeric] [Range= 1-10] [Missing=*] | | |
| Statistics [NW/ W] | [Valid=2279 /-] [Invalid=3225 /-] | | |
| Value | Label | Cases | Percentage |
| 1 | | 1787 | 78.4% |
| 2 | | 351 | 15.4% |
| 3 | | 67 | 2.9% |
| 4 | | 50 | 2.2% |
| 5 | | 10 | 0.4% |
| 6 | | 9 | 0.4% |
| 7 | | 4 | 0.2% |
| 10 | | 1 | 0.0% |
| Sysmiss | | 3225 | |
| Warning: these figures indicate the number of cases found in the data file. They cannot be interpreted as summary statistics of the population of interest. | | | |
| # c7_4a: C7. Please itemize these expenses in terms of their amount or percentage.4. Entertainment | | | |
| Information | [Type= discrete] [Format=numeric] [Range= 0-840000] [Missing=*] | | |
| Statistics [NW/ W] | [Valid=5412 /-] [Invalid=92 /-] | | |

c7_4a: C7. Please itemize these expenses in terms of their amount or percentage.4. Entertainment

| Value | Label | Cases | Percentage |
|-------|-------|-------|------------|
| 0 | | 4179 | 77.2% |
| 3 | | 1 | 0.0% |
| 12 | | 1 | 0.0% |
| 15 | | 4 | 0.1% |
| 20 | | 1 | 0.0% |
| 24 | | 1 | 0.0% |
| 25 | | 3 | 0.1% |
| 30 | | 6 | 0.1% |
| 39 | | 1 | 0.0% |
| 40 | | 7 | 0.1% |
| 45 | | 1 | 0.0% |
| 50 | | 10 | 0.2% |
| 55 | | 2 | 0.0% |
| 56 | | 1 | 0.0% |
| 60 | | 9 | 0.2% |
| 70 | | 6 | 0.1% |
| 75 | | 5 | 0.1% |
| 80 | | 5 | 0.1% |
| 83 | | 1 | 0.0% |
| 87 | | 1 | 0.0% |
| 90 | | 3 | 0.1% |
| 100 | | 25 | 0.5% |
| 112 | | 1 | 0.0% |
| 120 | | 4 | 0.1% |
| 125 | | 5 | 0.1% |
| 140 | | 3 | 0.1% |
| 150 | | 19 | 0.4% |
| 160 | | 3 | 0.1% |
| 165 | | 1 | 0.0% |
| 175 | | 2 | 0.0% |
| 180 | | 1 | 0.0% |
| 188 | | 1 | 0.0% |
| 200 | | 44 | 0.8% |
| 220 | | 1 | 0.0% |
| 225 | | 2 | 0.0% |
| 240 | | 5 | 0.1% |
| 250 | | 12 | 0.2% |
| 260 | | 3 | 0.1% |
| 300 | | 24 | 0.4% |
| 320 | | 1 | 0.0% |
| 345 | | 1 | 0.0% |
| 350 | | 3 | 0.1% |
| 375 | | 1 | 0.0% |
| 380 | | 1 | 0.0% |
| 390 | | 1 | 0.0% |

c7_4a: C7. Please itemize these expenses in terms of their amount or percentage.4. Entertainment

| Value | Label | Cases | Percentage |
|-------|-------|-------|------------|
| 400 | | 23 | 0.4% |
| 420 | | 1 | 0.0% |
| 450 | | 6 | 0.1% |
| 455 | | 1 | 0.0% |
| 500 | | 32 | 0.6% |
| 540 | | 1 | 0.0% |
| 550 | | 1 | 0.0% |
| 600 | | 22 | 0.4% |
| 650 | | 2 | 0.0% |
| 680 | | 1 | 0.0% |
| 690 | | 1 | 0.0% |
| 700 | | 14 | 0.3% |
| 750 | | 7 | 0.1% |
| 780 | | 1 | 0.0% |
| 800 | | 11 | 0.2% |
| 850 | | 3 | 0.1% |
| 890 | | 1 | 0.0% |
| 900 | | 7 | 0.1% |
| 1000 | | 66 | 1.2% |
| 1050 | | 3 | 0.1% |
| 1100 | | 1 | 0.0% |
| 1200 | | 19 | 0.4% |
| 1250 | | 6 | 0.1% |
| 1300 | | 2 | 0.0% |
| 1400 | | 7 | 0.1% |
| 1500 | | 37 | 0.7% |
| 1600 | | 9 | 0.2% |
| 1700 | | 2 | 0.0% |
| 1740 | | 1 | 0.0% |
| 1750 | | 2 | 0.0% |
| 1800 | | 8 | 0.1% |
| 1950 | | 2 | 0.0% |
| 2000 | | 61 | 1.1% |
| 2100 | | 4 | 0.1% |
| 2150 | | 1 | 0.0% |
| 2175 | | 1 | 0.0% |
| 2200 | | 3 | 0.1% |
| 2250 | | 3 | 0.1% |
| 2300 | | 1 | 0.0% |
| 2400 | | 6 | 0.1% |
| 2500 | | 22 | 0.4% |
| 2550 | | 1 | 0.0% |
| 2600 | | 1 | 0.0% |
| 2700 | | 4 | 0.1% |
| 2750 | | 1 | 0.0% |

c7_4a: C7. Please itemize these expenses in terms of their amount or percentage.4. Entertainment

| Value | Label | Cases | Percentage |
|-------|-------|-------|------------|
| 2800 | | 3 | 0.1% |
| 3000 | | 61 | 1.1% |
| 3200 | | 2 | 0.0% |
| 3400 | | 2 | 0.0% |
| 3500 | | 10 | 0.2% |
| 3600 | | 4 | 0.1% |
| 3800 | | 2 | 0.0% |
| 4000 | | 39 | 0.7% |
| 4200 | | 1 | 0.0% |
| 4500 | | 8 | 0.1% |
| 4600 | | 1 | 0.0% |
| 4750 | | 1 | 0.0% |
| 4800 | | 3 | 0.1% |
| 5000 | | 57 | 1.1% |
| 5100 | | 1 | 0.0% |
| 5250 | | 2 | 0.0% |
| 5400 | | 2 | 0.0% |
| 5500 | | 2 | 0.0% |
| 5750 | | 1 | 0.0% |
| 6000 | | 43 | 0.8% |
| 6500 | | 1 | 0.0% |
| 6666 | | 1 | 0.0% |
| 6750 | | 1 | 0.0% |
| 7000 | | 10 | 0.2% |
| 7500 | | 11 | 0.2% |
| 7600 | | 1 | 0.0% |
| 8000 | | 24 | 0.4% |
| 8960 | | 1 | 0.0% |
| 9000 | | 17 | 0.3% |
| 9500 | | 1 | 0.0% |
| 9900 | | 1 | 0.0% |
| 10000 | | 63 | 1.2% |
| 10500 | | 2 | 0.0% |
| 11000 | | 2 | 0.0% |
| 11400 | | 1 | 0.0% |
| 12000 | | 13 | 0.2% |
| 12500 | | 1 | 0.0% |
| 13000 | | 1 | 0.0% |
| 13740 | | 1 | 0.0% |
| 14000 | | 5 | 0.1% |
| 14600 | | 1 | 0.0% |
| 15000 | | 30 | 0.6% |
| 15600 | | 1 | 0.0% |
| 16000 | | 10 | 0.2% |
| 16500 | | 1 | 0.0% |

c7_4a: C7. Please itemize these expenses in terms of their amount or percentage.4. Entertainment

| Value | Label | Cases | Percentage |
|--------|-------|-------|------------|
| 17000 | | 1 | 0.0% |
| 17100 | | 1 | 0.0% |
| 17500 | | 2 | 0.0% |
| 18000 | | 6 | 0.1% |
| 19500 | | 1 | 0.0% |
| 20000 | | 23 | 0.4% |
| 21000 | | 3 | 0.1% |
| 22500 | | 1 | 0.0% |
| 24000 | | 8 | 0.1% |
| 25000 | | 5 | 0.1% |
| 26666 | | 1 | 0.0% |
| 27000 | | 2 | 0.0% |
| 28000 | | 3 | 0.1% |
| 30000 | | 13 | 0.2% |
| 32000 | | 1 | 0.0% |
| 33000 | | 1 | 0.0% |
| 35000 | | 1 | 0.0% |
| 35750 | | 1 | 0.0% |
| 36000 | | 1 | 0.0% |
| 37500 | | 1 | 0.0% |
| 40000 | | 6 | 0.1% |
| 42000 | | 1 | 0.0% |
| 45000 | | 4 | 0.1% |
| 48000 | | 3 | 0.1% |
| 50000 | | 19 | 0.4% |
| 52500 | | 1 | 0.0% |
| 56000 | | 1 | 0.0% |
| 60000 | | 3 | 0.1% |
| 64000 | | 1 | 0.0% |
| 70000 | | 1 | 0.0% |
| 74000 | | 1 | 0.0% |
| 80000 | | 2 | 0.0% |
| 90000 | | 2 | 0.0% |
| 98000 | | 1 | 0.0% |
| 100000 | | 6 | 0.1% |
| 119000 | | 1 | 0.0% |
| 120000 | | 2 | 0.0% |
| 135000 | | 1 | 0.0% |
| 140000 | | 3 | 0.1% |
| 150000 | | 3 | 0.1% |
| 240000 | | 2 | 0.0% |
| 280000 | | 1 | 0.0% |
| 450000 | | 1 | 0.0% |
| 500000 | | 1 | 0.0% |
| 510000 | | 1 | 0.0% |

c7_4a: C7. Please itemize these expenses in terms of their amount or percentage.4. Entertainment

| Value | Label | Cases | Percentage |
|---------|-------|-------|------------|
| 840000 | | 1 | 0.0% |
| Sysmiss | | 92 | |

Warning: these figures indicate the number of cases found in the data file. They cannot be interpreted as summary statistics of the population of interest.

c7_4b: C7. Please itemize these expenses in terms of their amount or percentage.4. Entertainment__person(s)

| | |
|--------------------|---|
| Information | [Type= discrete] [Format=numeric] [Range= 0-20] [Missing=*] |
| Statistics [NW/ W] | [Valid=1245 /-] [Invalid=4259 /-] |

| Value | Label | Cases | Percentage |
|---------|-------|-------|------------|
| 0 | | 2 | 0.2% |
| 1 | | 945 | 75.9% |
| 2 | | 204 | 16.4% |
| 3 | | 54 | 4.3% |
| 4 | | 26 | 2.1% |
| 5 | | 6 | 0.5% |
| 6 | | 5 | 0.4% |
| 10 | | 2 | 0.2% |
| 20 | | 1 | 0.1% |
| Sysmiss | | 4259 | |

Warning: these figures indicate the number of cases found in the data file. They cannot be interpreted as summary statistics of the population of interest.

c7_5a: C7. Please itemize these expenses in terms of their amount or percentage.5. Miscellaneous expenses

| | |
|--------------------|--|
| Information | [Type= discrete] [Format=numeric] [Range= 0-1000000] [Missing=*] |
| Statistics [NW/ W] | [Valid=5411 /-] [Invalid=93 /-] |

| Value | Label | Cases | Percentage |
|-------|-------|-------|------------|
| 0 | | 4573 | 84.5% |
| 4 | | 1 | 0.0% |
| 9 | | 1 | 0.0% |
| 10 | | 1 | 0.0% |
| 12 | | 1 | 0.0% |
| 18 | | 1 | 0.0% |
| 20 | | 9 | 0.2% |
| 25 | | 2 | 0.0% |
| 27 | | 1 | 0.0% |
| 30 | | 3 | 0.1% |
| 40 | | 4 | 0.1% |
| 50 | | 17 | 0.3% |
| 55 | | 1 | 0.0% |
| 60 | | 4 | 0.1% |
| 75 | | 2 | 0.0% |
| 80 | | 3 | 0.1% |
| 90 | | 4 | 0.1% |
| 100 | | 19 | 0.4% |
| 112 | | 1 | 0.0% |
| 120 | | 7 | 0.1% |
| 125 | | 2 | 0.0% |
| 140 | | 2 | 0.0% |

c7_5a: C7. Please itemize these expenses in terms of their amount or percentage.5. Miscellaneous expenses

| Value | Label | Cases | Percentage |
|-------|-------|-------|------------|
| 150 | | 20 | 0.4% |
| 160 | | 2 | 0.0% |
| 180 | | 3 | 0.1% |
| 195 | | 1 | 0.0% |
| 200 | | 31 | 0.6% |
| 225 | | 1 | 0.0% |
| 240 | | 1 | 0.0% |
| 250 | | 10 | 0.2% |
| 275 | | 1 | 0.0% |
| 300 | | 23 | 0.4% |
| 320 | | 2 | 0.0% |
| 350 | | 1 | 0.0% |
| 360 | | 1 | 0.0% |
| 400 | | 12 | 0.2% |
| 450 | | 3 | 0.1% |
| 489 | | 1 | 0.0% |
| 500 | | 38 | 0.7% |
| 600 | | 15 | 0.3% |
| 625 | | 1 | 0.0% |
| 650 | | 1 | 0.0% |
| 660 | | 1 | 0.0% |
| 680 | | 1 | 0.0% |
| 700 | | 2 | 0.0% |
| 750 | | 7 | 0.1% |
| 800 | | 15 | 0.3% |
| 840 | | 1 | 0.0% |
| 850 | | 2 | 0.0% |
| 900 | | 8 | 0.1% |
| 1000 | | 53 | 1.0% |
| 1050 | | 1 | 0.0% |
| 1100 | | 3 | 0.1% |
| 1200 | | 11 | 0.2% |
| 1250 | | 3 | 0.1% |
| 1300 | | 2 | 0.0% |
| 1305 | | 1 | 0.0% |
| 1350 | | 1 | 0.0% |
| 1400 | | 1 | 0.0% |
| 1450 | | 1 | 0.0% |
| 1500 | | 30 | 0.6% |
| 1600 | | 4 | 0.1% |
| 1700 | | 1 | 0.0% |
| 1750 | | 1 | 0.0% |
| 1800 | | 6 | 0.1% |
| 2000 | | 54 | 1.0% |
| 2125 | | 1 | 0.0% |

c7_5a: C7. Please itemize these expenses in terms of their amount or percentage.5. Miscellaneous expenses

| Value | Label | Cases | Percentage |
|-------|-------|-------|------------|
| 2300 | | 1 | 0.0% |
| 2400 | | 5 | 0.1% |
| 2500 | | 10 | 0.2% |
| 2700 | | 1 | 0.0% |
| 2750 | | 1 | 0.0% |
| 3000 | | 28 | 0.5% |
| 3200 | | 2 | 0.0% |
| 3500 | | 3 | 0.1% |
| 3600 | | 2 | 0.0% |
| 3750 | | 2 | 0.0% |
| 3800 | | 1 | 0.0% |
| 4000 | | 25 | 0.5% |
| 4150 | | 1 | 0.0% |
| 4500 | | 4 | 0.1% |
| 4800 | | 1 | 0.0% |
| 5000 | | 38 | 0.7% |
| 5400 | | 2 | 0.0% |
| 5700 | | 1 | 0.0% |
| 6000 | | 13 | 0.2% |
| 6400 | | 1 | 0.0% |
| 6500 | | 2 | 0.0% |
| 6600 | | 2 | 0.0% |
| 6700 | | 1 | 0.0% |
| 7000 | | 12 | 0.2% |
| 7200 | | 1 | 0.0% |
| 7300 | | 1 | 0.0% |
| 7500 | | 5 | 0.1% |
| 8000 | | 9 | 0.2% |
| 8250 | | 1 | 0.0% |
| 8500 | | 1 | 0.0% |
| 8750 | | 1 | 0.0% |
| 9000 | | 6 | 0.1% |
| 9750 | | 1 | 0.0% |
| 10000 | | 39 | 0.7% |
| 11000 | | 3 | 0.1% |
| 12000 | | 4 | 0.1% |
| 12500 | | 1 | 0.0% |
| 13000 | | 1 | 0.0% |
| 13500 | | 1 | 0.0% |
| 14000 | | 1 | 0.0% |
| 15000 | | 10 | 0.2% |
| 16000 | | 3 | 0.1% |
| 17000 | | 2 | 0.0% |
| 17500 | | 1 | 0.0% |
| 18000 | | 3 | 0.1% |

c7_5a: C7. Please itemize these expenses in terms of their amount or percentage.5. Miscellaneous expenses

| Value | Label | Cases | Percentage |
|---------|-------|-------|------------|
| 20000 | | 22 | 0.4% |
| 22400 | | 1 | 0.0% |
| 23000 | | 1 | 0.0% |
| 24000 | | 4 | 0.1% |
| 25000 | | 2 | 0.0% |
| 26000 | | 1 | 0.0% |
| 28000 | | 1 | 0.0% |
| 28500 | | 1 | 0.0% |
| 30000 | | 12 | 0.2% |
| 32000 | | 1 | 0.0% |
| 33000 | | 1 | 0.0% |
| 35000 | | 2 | 0.0% |
| 37200 | | 1 | 0.0% |
| 40000 | | 3 | 0.1% |
| 45000 | | 1 | 0.0% |
| 50000 | | 7 | 0.1% |
| 60000 | | 5 | 0.1% |
| 62500 | | 1 | 0.0% |
| 70000 | | 1 | 0.0% |
| 78800 | | 1 | 0.0% |
| 80000 | | 4 | 0.1% |
| 91000 | | 1 | 0.0% |
| 100000 | | 12 | 0.2% |
| 120000 | | 3 | 0.1% |
| 135000 | | 1 | 0.0% |
| 140000 | | 1 | 0.0% |
| 150000 | | 2 | 0.0% |
| 160000 | | 1 | 0.0% |
| 200000 | | 7 | 0.1% |
| 260000 | | 1 | 0.0% |
| 280000 | | 1 | 0.0% |
| 300000 | | 6 | 0.1% |
| 400000 | | 3 | 0.1% |
| 500000 | | 2 | 0.0% |
| 700000 | | 2 | 0.0% |
| 800000 | | 1 | 0.0% |
| 1000000 | | 2 | 0.0% |
| Sysmiss | | 93 | |

Warning: these figures indicate the number of cases found in the data file. They cannot be interpreted as summary statistics of the population of interest.

c7_5b: C7. Please itemize these expenses in terms of their amount or percentage.5. Miscellaneous expenses__person(s)

Information [Type= discrete] [Format=numeric] [Range= 0-6] [Missing=*]

Statistics [NW/ W] [Valid=848 /-] [Invalid=4656 /-]

| Value | Label | Cases | Percentage |
|---------|-------|-------|------------|
| 0 | | 1 | 0.1% |
| 1 | | 652 | 76.9% |
| 2 | | 144 | 17.0% |
| 3 | | 32 | 3.8% |
| 4 | | 13 | 1.5% |
| 5 | | 2 | 0.2% |
| 6 | | 4 | 0.5% |
| Sysmiss | | 4656 | |

Warning: these figures indicate the number of cases found in the data file. They cannot be interpreted as summary statistics of the population of interest.

c7_6a: C7. Please itemize these expenses in terms of their amount or percentage.6. Shopping

Information [Type= discrete] [Format=numeric] [Range= 0-2500000] [Missing=*]

Statistics [NW/ W] [Valid=5412 /-] [Invalid=92 /-]

| Value | Label | Cases | Percentage |
|-------|-------|-------|------------|
| 0 | | 1296 | 23.9% |
| 5 | | 1 | 0.0% |
| 10 | | 2 | 0.0% |
| 15 | | 1 | 0.0% |
| 20 | | 7 | 0.1% |
| 21 | | 1 | 0.0% |
| 25 | | 4 | 0.1% |
| 27 | | 1 | 0.0% |
| 30 | | 5 | 0.1% |
| 35 | | 3 | 0.1% |
| 40 | | 6 | 0.1% |
| 43 | | 1 | 0.0% |
| 50 | | 10 | 0.2% |
| 60 | | 9 | 0.2% |
| 63 | | 1 | 0.0% |
| 70 | | 2 | 0.0% |
| 75 | | 5 | 0.1% |
| 80 | | 5 | 0.1% |
| 85 | | 1 | 0.0% |
| 90 | | 5 | 0.1% |
| 100 | | 41 | 0.8% |
| 106 | | 1 | 0.0% |
| 110 | | 2 | 0.0% |
| 120 | | 13 | 0.2% |
| 122 | | 1 | 0.0% |
| 125 | | 2 | 0.0% |
| 128 | | 1 | 0.0% |
| 130 | | 1 | 0.0% |

c7_6a: C7. Please itemize these expenses in terms of their amount or percentage.6. Shopping

| Value | Label | Cases | Percentage |
|-------|-------|-------|------------|
| 140 | | 4 | 0.1% |
| 150 | | 16 | 0.3% |
| 152 | | 1 | 0.0% |
| 160 | | 5 | 0.1% |
| 175 | | 2 | 0.0% |
| 180 | | 8 | 0.1% |
| 188 | | 1 | 0.0% |
| 190 | | 1 | 0.0% |
| 200 | | 55 | 1.0% |
| 210 | | 2 | 0.0% |
| 225 | | 3 | 0.1% |
| 230 | | 1 | 0.0% |
| 240 | | 6 | 0.1% |
| 243 | | 1 | 0.0% |
| 250 | | 15 | 0.3% |
| 270 | | 2 | 0.0% |
| 275 | | 2 | 0.0% |
| 280 | | 5 | 0.1% |
| 300 | | 54 | 1.0% |
| 320 | | 5 | 0.1% |
| 330 | | 1 | 0.0% |
| 340 | | 2 | 0.0% |
| 350 | | 10 | 0.2% |
| 356 | | 1 | 0.0% |
| 360 | | 4 | 0.1% |
| 375 | | 3 | 0.1% |
| 380 | | 1 | 0.0% |
| 390 | | 2 | 0.0% |
| 400 | | 47 | 0.9% |
| 405 | | 1 | 0.0% |
| 412 | | 1 | 0.0% |
| 420 | | 1 | 0.0% |
| 450 | | 10 | 0.2% |
| 455 | | 1 | 0.0% |
| 460 | | 1 | 0.0% |
| 480 | | 3 | 0.1% |
| 490 | | 1 | 0.0% |
| 500 | | 77 | 1.4% |
| 510 | | 1 | 0.0% |
| 520 | | 2 | 0.0% |
| 540 | | 1 | 0.0% |
| 550 | | 1 | 0.0% |
| 560 | | 3 | 0.1% |
| 585 | | 1 | 0.0% |
| 600 | | 52 | 1.0% |

c7_6a: C7. Please itemize these expenses in terms of their amount or percentage.6. Shopping

| Value | Label | Cases | Percentage |
|-------|-------|-------|------------|
| 630 | | 3 | 0.1% |
| 640 | | 4 | 0.1% |
| 660 | | 1 | 0.0% |
| 675 | | 1 | 0.0% |
| 680 | | 1 | 0.0% |
| 700 | | 16 | 0.3% |
| 720 | | 2 | 0.0% |
| 750 | | 12 | 0.2% |
| 800 | | 27 | 0.5% |
| 805 | | 1 | 0.0% |
| 850 | | 2 | 0.0% |
| 875 | | 2 | 0.0% |
| 880 | | 1 | 0.0% |
| 900 | | 20 | 0.4% |
| 910 | | 1 | 0.0% |
| 980 | | 1 | 0.0% |
| 1000 | | 169 | 3.1% |
| 1050 | | 4 | 0.1% |
| 1100 | | 2 | 0.0% |
| 1120 | | 1 | 0.0% |
| 1125 | | 1 | 0.0% |
| 1200 | | 44 | 0.8% |
| 1250 | | 7 | 0.1% |
| 1300 | | 2 | 0.0% |
| 1320 | | 1 | 0.0% |
| 1350 | | 6 | 0.1% |
| 1400 | | 14 | 0.3% |
| 1450 | | 1 | 0.0% |
| 1470 | | 1 | 0.0% |
| 1500 | | 87 | 1.6% |
| 1540 | | 1 | 0.0% |
| 1600 | | 25 | 0.5% |
| 1625 | | 1 | 0.0% |
| 1650 | | 3 | 0.1% |
| 1700 | | 2 | 0.0% |
| 1748 | | 1 | 0.0% |
| 1750 | | 6 | 0.1% |
| 1800 | | 26 | 0.5% |
| 1820 | | 1 | 0.0% |
| 1855 | | 1 | 0.0% |
| 1900 | | 1 | 0.0% |
| 1950 | | 1 | 0.0% |
| 2000 | | 177 | 3.3% |
| 2025 | | 1 | 0.0% |
| 2080 | | 1 | 0.0% |

c7_6a: C7. Please itemize these expenses in terms of their amount or percentage.6. Shopping

| Value | Label | Cases | Percentage |
|-------|-------|-------|------------|
| 2084 | | 1 | 0.0% |
| 2100 | | 16 | 0.3% |
| 2210 | | 1 | 0.0% |
| 2240 | | 1 | 0.0% |
| 2250 | | 7 | 0.1% |
| 2280 | | 2 | 0.0% |
| 2300 | | 1 | 0.0% |
| 2400 | | 25 | 0.5% |
| 2475 | | 1 | 0.0% |
| 2500 | | 33 | 0.6% |
| 2600 | | 4 | 0.1% |
| 2650 | | 1 | 0.0% |
| 2700 | | 4 | 0.1% |
| 2740 | | 1 | 0.0% |
| 2800 | | 17 | 0.3% |
| 2850 | | 1 | 0.0% |
| 2900 | | 1 | 0.0% |
| 3000 | | 151 | 2.8% |
| 3150 | | 1 | 0.0% |
| 3200 | | 7 | 0.1% |
| 3250 | | 4 | 0.1% |
| 3300 | | 2 | 0.0% |
| 3400 | | 1 | 0.0% |
| 3500 | | 25 | 0.5% |
| 3600 | | 10 | 0.2% |
| 3750 | | 8 | 0.1% |
| 3800 | | 1 | 0.0% |
| 3840 | | 1 | 0.0% |
| 3850 | | 3 | 0.1% |
| 3900 | | 6 | 0.1% |
| 3940 | | 1 | 0.0% |
| 4000 | | 106 | 2.0% |
| 4168 | | 1 | 0.0% |
| 4200 | | 8 | 0.1% |
| 4250 | | 2 | 0.0% |
| 4400 | | 1 | 0.0% |
| 4500 | | 30 | 0.6% |
| 4700 | | 1 | 0.0% |
| 4740 | | 1 | 0.0% |
| 4750 | | 1 | 0.0% |
| 4760 | | 1 | 0.0% |
| 4800 | | 13 | 0.2% |
| 4875 | | 1 | 0.0% |
| 4900 | | 5 | 0.1% |
| 5000 | | 159 | 2.9% |

c7_6a: C7. Please itemize these expenses in terms of their amount or percentage.6. Shopping

| Value | Label | Cases | Percentage |
|-------|-------|-------|------------|
| 5100 | | 3 | 0.1% |
| 5200 | | 5 | 0.1% |
| 5250 | | 2 | 0.0% |
| 5400 | | 4 | 0.1% |
| 5460 | | 1 | 0.0% |
| 5500 | | 4 | 0.1% |
| 5600 | | 10 | 0.2% |
| 6000 | | 107 | 2.0% |
| 6240 | | 1 | 0.0% |
| 6300 | | 4 | 0.1% |
| 6400 | | 3 | 0.1% |
| 6500 | | 4 | 0.1% |
| 6528 | | 1 | 0.0% |
| 6600 | | 2 | 0.0% |
| 6700 | | 1 | 0.0% |
| 6750 | | 3 | 0.1% |
| 6760 | | 1 | 0.0% |
| 6775 | | 1 | 0.0% |
| 6800 | | 3 | 0.1% |
| 6900 | | 1 | 0.0% |
| 7000 | | 47 | 0.9% |
| 7100 | | 1 | 0.0% |
| 7200 | | 12 | 0.2% |
| 7400 | | 1 | 0.0% |
| 7500 | | 19 | 0.4% |
| 7600 | | 1 | 0.0% |
| 7800 | | 1 | 0.0% |
| 8000 | | 72 | 1.3% |
| 8200 | | 1 | 0.0% |
| 8250 | | 5 | 0.1% |
| 8400 | | 1 | 0.0% |
| 8500 | | 5 | 0.1% |
| 8750 | | 2 | 0.0% |
| 8800 | | 3 | 0.1% |
| 9000 | | 35 | 0.6% |
| 9100 | | 1 | 0.0% |
| 9500 | | 3 | 0.1% |
| 9600 | | 4 | 0.1% |
| 9700 | | 1 | 0.0% |
| 9900 | | 3 | 0.1% |
| 10000 | | 273 | 5.0% |
| 10200 | | 2 | 0.0% |
| 10500 | | 7 | 0.1% |
| 10800 | | 2 | 0.0% |
| 11000 | | 11 | 0.2% |

c7_6a: C7. Please itemize these expenses in terms of their amount or percentage.6. Shopping

| Value | Label | Cases | Percentage |
|-------|-------|-------|------------|
| 11200 | | 4 | 0.1% |
| 11250 | | 2 | 0.0% |
| 11400 | | 2 | 0.0% |
| 11600 | | 1 | 0.0% |
| 11850 | | 1 | 0.0% |
| 11950 | | 1 | 0.0% |
| 12000 | | 64 | 1.2% |
| 12350 | | 1 | 0.0% |
| 12420 | | 1 | 0.0% |
| 12500 | | 5 | 0.1% |
| 12600 | | 1 | 0.0% |
| 12800 | | 1 | 0.0% |
| 12900 | | 1 | 0.0% |
| 13000 | | 5 | 0.1% |
| 13500 | | 6 | 0.1% |
| 13750 | | 1 | 0.0% |
| 13780 | | 2 | 0.0% |
| 14000 | | 16 | 0.3% |
| 14250 | | 1 | 0.0% |
| 15000 | | 108 | 2.0% |
| 15500 | | 1 | 0.0% |
| 16000 | | 32 | 0.6% |
| 16500 | | 3 | 0.1% |
| 16600 | | 1 | 0.0% |
| 17500 | | 6 | 0.1% |
| 17600 | | 1 | 0.0% |
| 18000 | | 32 | 0.6% |
| 18600 | | 1 | 0.0% |
| 19000 | | 4 | 0.1% |
| 19600 | | 2 | 0.0% |
| 20000 | | 185 | 3.4% |
| 20250 | | 1 | 0.0% |
| 20280 | | 1 | 0.0% |
| 20400 | | 1 | 0.0% |
| 21000 | | 16 | 0.3% |
| 22000 | | 4 | 0.1% |
| 22500 | | 1 | 0.0% |
| 23000 | | 1 | 0.0% |
| 23890 | | 1 | 0.0% |
| 24000 | | 29 | 0.5% |
| 24500 | | 4 | 0.1% |
| 24700 | | 1 | 0.0% |
| 25000 | | 50 | 0.9% |
| 25500 | | 1 | 0.0% |
| 26000 | | 1 | 0.0% |

c7_6a: C7. Please itemize these expenses in terms of their amount or percentage.6. Shopping

| Value | Label | Cases | Percentage |
|-------|-------|-------|------------|
| 26500 | | 1 | 0.0% |
| 27000 | | 13 | 0.2% |
| 27500 | | 1 | 0.0% |
| 28000 | | 10 | 0.2% |
| 29200 | | 1 | 0.0% |
| 29600 | | 1 | 0.0% |
| 30000 | | 147 | 2.7% |
| 31500 | | 3 | 0.1% |
| 32000 | | 7 | 0.1% |
| 32500 | | 2 | 0.0% |
| 33000 | | 2 | 0.0% |
| 33500 | | 1 | 0.0% |
| 33750 | | 1 | 0.0% |
| 35000 | | 20 | 0.4% |
| 36000 | | 8 | 0.1% |
| 37000 | | 1 | 0.0% |
| 37500 | | 1 | 0.0% |
| 38000 | | 2 | 0.0% |
| 39000 | | 4 | 0.1% |
| 40000 | | 70 | 1.3% |
| 40500 | | 1 | 0.0% |
| 41250 | | 1 | 0.0% |
| 42000 | | 4 | 0.1% |
| 42500 | | 2 | 0.0% |
| 43000 | | 1 | 0.0% |
| 45000 | | 24 | 0.4% |
| 47000 | | 3 | 0.1% |
| 47500 | | 1 | 0.0% |
| 48000 | | 8 | 0.1% |
| 49000 | | 4 | 0.1% |
| 49500 | | 1 | 0.0% |
| 50000 | | 128 | 2.4% |
| 50400 | | 1 | 0.0% |
| 51000 | | 2 | 0.0% |
| 52200 | | 1 | 0.0% |
| 52500 | | 1 | 0.0% |
| 53334 | | 1 | 0.0% |
| 54000 | | 1 | 0.0% |
| 55000 | | 4 | 0.1% |
| 56000 | | 4 | 0.1% |
| 57000 | | 1 | 0.0% |
| 58000 | | 1 | 0.0% |
| 60000 | | 33 | 0.6% |
| 63000 | | 1 | 0.0% |
| 64000 | | 3 | 0.1% |

c7_6a: C7. Please itemize these expenses in terms of their amount or percentage.6. Shopping

| Value | Label | Cases | Percentage |
|--------|-------|-------|------------|
| 65000 | | 1 | 0.0% |
| 66000 | | 1 | 0.0% |
| 67000 | | 1 | 0.0% |
| 70000 | | 27 | 0.5% |
| 72000 | | 2 | 0.0% |
| 75000 | | 4 | 0.1% |
| 80000 | | 19 | 0.4% |
| 82000 | | 1 | 0.0% |
| 84000 | | 1 | 0.0% |
| 89000 | | 1 | 0.0% |
| 90000 | | 4 | 0.1% |
| 90880 | | 1 | 0.0% |
| 92000 | | 1 | 0.0% |
| 98000 | | 1 | 0.0% |
| 100000 | | 88 | 1.6% |
| 105000 | | 3 | 0.1% |
| 110000 | | 4 | 0.1% |
| 110500 | | 1 | 0.0% |
| 112500 | | 2 | 0.0% |
| 120000 | | 12 | 0.2% |
| 125000 | | 1 | 0.0% |
| 130000 | | 4 | 0.1% |
| 140000 | | 2 | 0.0% |
| 148000 | | 1 | 0.0% |
| 150000 | | 21 | 0.4% |
| 160000 | | 2 | 0.0% |
| 170000 | | 2 | 0.0% |
| 180000 | | 3 | 0.1% |
| 184000 | | 1 | 0.0% |
| 200000 | | 46 | 0.8% |
| 210000 | | 1 | 0.0% |
| 230000 | | 1 | 0.0% |
| 240000 | | 2 | 0.0% |
| 245000 | | 1 | 0.0% |
| 247500 | | 1 | 0.0% |
| 250000 | | 4 | 0.1% |
| 280000 | | 5 | 0.1% |
| 300000 | | 45 | 0.8% |
| 320000 | | 1 | 0.0% |
| 350000 | | 5 | 0.1% |
| 360000 | | 1 | 0.0% |
| 380000 | | 1 | 0.0% |
| 390000 | | 1 | 0.0% |
| 400000 | | 19 | 0.4% |
| 420000 | | 3 | 0.1% |

| # c7_6a: C7. Please itemize these expenses in terms of their amount or percentage.6. Shopping | | | |
|---|---|-------|------------|
| Value | Label | Cases | Percentage |
| 440000 | | 1 | 0.0% |
| 450000 | | 2 | 0.0% |
| 480000 | | 3 | 0.1% |
| 500000 | | 18 | 0.3% |
| 580000 | | 1 | 0.0% |
| 600000 | | 1 | 0.0% |
| 700000 | | 3 | 0.1% |
| 720000 | | 2 | 0.0% |
| 740000 | | 1 | 0.0% |
| 750000 | | 1 | 0.0% |
| 790000 | | 1 | 0.0% |
| 800000 | | 3 | 0.1% |
| 900000 | | 1 | 0.0% |
| 910000 | | 1 | 0.0% |
| 1000000 | | 9 | 0.2% |
| 1100000 | | 1 | 0.0% |
| 1190000 | | 1 | 0.0% |
| 1200000 | | 3 | 0.1% |
| 1980000 | | 1 | 0.0% |
| 2000000 | | 6 | 0.1% |
| 2500000 | | 1 | 0.0% |
| Sysmiss | | 92 | |
| Warning: these figures indicate the number of cases found in the data file. They cannot be interpreted as summary statistics of the population of interest. | | | |
| # c7_6b: C7. Please itemize these expenses in terms of their amount or percentage.6. Shopping__person(s) | | | |
| Information | [Type= discrete] [Format=numeric] [Range= 0-17] [Missing=*] | | |
| Statistics [NW/ W] | [Valid=4121 /-] [Invalid=1383 /-] | | |
| Value | Label | Cases | Percentage |
| 0 | | 4 | 0.1% |
| 1 | | 3259 | 79.1% |
| 2 | | 614 | 14.9% |
| 3 | | 125 | 3.0% |
| 4 | | 75 | 1.8% |
| 5 | | 18 | 0.4% |
| 6 | | 14 | 0.3% |
| 7 | | 3 | 0.1% |
| 8 | | 1 | 0.0% |
| 10 | | 4 | 0.1% |
| 17 | | 4 | 0.1% |
| Sysmiss | | 1383 | |
| Warning: these figures indicate the number of cases found in the data file. They cannot be interpreted as summary statistics of the population of interest. | | | |
| # c7_6_a: C7. Please itemize these expenses in terms of their amount or percentage.6. Shopping (1) Clothes or accessories | | | |
| Information | [Type= discrete] [Format=numeric] [Range= 0-700000] [Missing=*] | | |
| Statistics [NW/ W] | [Valid=5412 /-] [Invalid=92 /-] | | |

c7_6_a: C7. Please itemize these expenses in terms of their amount or percentage.6. Shopping (1) Clothes or accessories

| Value | Label | Cases | Percentage |
|-------|-------|-------|------------|
| 0 | | 4106 | 75.9% |
| 10 | | 1 | 0.0% |
| 12 | | 2 | 0.0% |
| 14 | | 1 | 0.0% |
| 20 | | 4 | 0.1% |
| 25 | | 1 | 0.0% |
| 27 | | 1 | 0.0% |
| 30 | | 2 | 0.0% |
| 32 | | 2 | 0.0% |
| 34 | | 1 | 0.0% |
| 35 | | 3 | 0.1% |
| 36 | | 2 | 0.0% |
| 37 | | 1 | 0.0% |
| 40 | | 6 | 0.1% |
| 42 | | 1 | 0.0% |
| 45 | | 2 | 0.0% |
| 46 | | 1 | 0.0% |
| 50 | | 6 | 0.1% |
| 51 | | 1 | 0.0% |
| 54 | | 1 | 0.0% |
| 60 | | 10 | 0.2% |
| 64 | | 2 | 0.0% |
| 70 | | 3 | 0.1% |
| 72 | | 4 | 0.1% |
| 75 | | 5 | 0.1% |
| 80 | | 8 | 0.1% |
| 81 | | 2 | 0.0% |
| 85 | | 1 | 0.0% |
| 90 | | 8 | 0.1% |
| 96 | | 1 | 0.0% |
| 100 | | 15 | 0.3% |
| 105 | | 2 | 0.0% |
| 108 | | 1 | 0.0% |
| 112 | | 1 | 0.0% |
| 117 | | 1 | 0.0% |
| 120 | | 10 | 0.2% |
| 124 | | 1 | 0.0% |
| 125 | | 4 | 0.1% |
| 126 | | 3 | 0.1% |
| 128 | | 1 | 0.0% |
| 135 | | 2 | 0.0% |
| 136 | | 1 | 0.0% |
| 137 | | 1 | 0.0% |
| 140 | | 1 | 0.0% |

c7_6_a: C7. Please itemize these expenses in terms of their amount or percentage.6. Shopping (1) Clothes or accessories

| Value | Label | Cases | Percentage |
|-------|-------|-------|------------|
| 144 | | 1 | 0.0% |
| 147 | | 1 | 0.0% |
| 150 | | 14 | 0.3% |
| 157 | | 1 | 0.0% |
| 160 | | 8 | 0.1% |
| 162 | | 1 | 0.0% |
| 168 | | 1 | 0.0% |
| 170 | | 1 | 0.0% |
| 175 | | 1 | 0.0% |
| 180 | | 6 | 0.1% |
| 200 | | 17 | 0.3% |
| 210 | | 4 | 0.1% |
| 212 | | 1 | 0.0% |
| 224 | | 1 | 0.0% |
| 225 | | 4 | 0.1% |
| 228 | | 1 | 0.0% |
| 238 | | 1 | 0.0% |
| 240 | | 11 | 0.2% |
| 250 | | 12 | 0.2% |
| 270 | | 2 | 0.0% |
| 273 | | 1 | 0.0% |
| 275 | | 1 | 0.0% |
| 280 | | 5 | 0.1% |
| 300 | | 23 | 0.4% |
| 320 | | 5 | 0.1% |
| 324 | | 1 | 0.0% |
| 325 | | 3 | 0.1% |
| 336 | | 1 | 0.0% |
| 350 | | 5 | 0.1% |
| 360 | | 8 | 0.1% |
| 375 | | 2 | 0.0% |
| 400 | | 18 | 0.3% |
| 405 | | 1 | 0.0% |
| 413 | | 1 | 0.0% |
| 420 | | 2 | 0.0% |
| 439 | | 1 | 0.0% |
| 440 | | 1 | 0.0% |
| 441 | | 1 | 0.0% |
| 450 | | 7 | 0.1% |
| 480 | | 5 | 0.1% |
| 490 | | 2 | 0.0% |
| 500 | | 13 | 0.2% |
| 504 | | 1 | 0.0% |
| 510 | | 1 | 0.0% |

c7_6_a: C7. Please itemize these expenses in terms of their amount or percentage.6. Shopping (1) Clothes or accessories

| Value | Label | Cases | Percentage |
|-------|-------|-------|------------|
| 520 | | 2 | 0.0% |
| 540 | | 4 | 0.1% |
| 546 | | 1 | 0.0% |
| 550 | | 1 | 0.0% |
| 560 | | 4 | 0.1% |
| 600 | | 23 | 0.4% |
| 625 | | 2 | 0.0% |
| 630 | | 1 | 0.0% |
| 640 | | 1 | 0.0% |
| 650 | | 2 | 0.0% |
| 660 | | 1 | 0.0% |
| 675 | | 1 | 0.0% |
| 680 | | 1 | 0.0% |
| 700 | | 3 | 0.1% |
| 720 | | 4 | 0.1% |
| 735 | | 1 | 0.0% |
| 750 | | 6 | 0.1% |
| 770 | | 1 | 0.0% |
| 780 | | 2 | 0.0% |
| 790 | | 1 | 0.0% |
| 800 | | 14 | 0.3% |
| 832 | | 1 | 0.0% |
| 840 | | 3 | 0.1% |
| 875 | | 1 | 0.0% |
| 900 | | 15 | 0.3% |
| 910 | | 1 | 0.0% |
| 928 | | 1 | 0.0% |
| 960 | | 2 | 0.0% |
| 990 | | 1 | 0.0% |
| 1000 | | 37 | 0.7% |
| 1050 | | 2 | 0.0% |
| 1080 | | 2 | 0.0% |
| 1100 | | 1 | 0.0% |
| 1120 | | 4 | 0.1% |
| 1125 | | 1 | 0.0% |
| 1200 | | 24 | 0.4% |
| 1218 | | 1 | 0.0% |
| 1250 | | 7 | 0.1% |
| 1260 | | 2 | 0.0% |
| 1280 | | 1 | 0.0% |
| 1300 | | 2 | 0.0% |
| 1350 | | 4 | 0.1% |
| 1352 | | 1 | 0.0% |
| 1358 | | 1 | 0.0% |

c7_6_a: C7. Please itemize these expenses in terms of their amount or percentage.6. Shopping (1) Clothes or accessories

| Value | Label | Cases | Percentage |
|-------|-------|-------|------------|
| 1360 | | 1 | 0.0% |
| 1400 | | 2 | 0.0% |
| 1440 | | 3 | 0.1% |
| 1500 | | 32 | 0.6% |
| 1530 | | 1 | 0.0% |
| 1547 | | 1 | 0.0% |
| 1575 | | 2 | 0.0% |
| 1600 | | 13 | 0.2% |
| 1620 | | 1 | 0.0% |
| 1650 | | 1 | 0.0% |
| 1680 | | 1 | 0.0% |
| 1750 | | 2 | 0.0% |
| 1760 | | 1 | 0.0% |
| 1800 | | 14 | 0.3% |
| 1875 | | 2 | 0.0% |
| 1890 | | 1 | 0.0% |
| 1950 | | 1 | 0.0% |
| 2000 | | 40 | 0.7% |
| 2040 | | 1 | 0.0% |
| 2100 | | 5 | 0.1% |
| 2125 | | 1 | 0.0% |
| 2160 | | 1 | 0.0% |
| 2240 | | 2 | 0.0% |
| 2250 | | 3 | 0.1% |
| 2300 | | 1 | 0.0% |
| 2340 | | 1 | 0.0% |
| 2400 | | 17 | 0.3% |
| 2475 | | 1 | 0.0% |
| 2500 | | 12 | 0.2% |
| 2520 | | 2 | 0.0% |
| 2560 | | 1 | 0.0% |
| 2625 | | 1 | 0.0% |
| 2688 | | 1 | 0.0% |
| 2700 | | 3 | 0.1% |
| 2730 | | 1 | 0.0% |
| 2800 | | 4 | 0.1% |
| 2880 | | 2 | 0.0% |
| 3000 | | 34 | 0.6% |
| 3120 | | 1 | 0.0% |
| 3150 | | 2 | 0.0% |
| 3200 | | 10 | 0.2% |
| 3250 | | 1 | 0.0% |
| 3300 | | 2 | 0.0% |
| 3360 | | 2 | 0.0% |

c7_6_a: C7. Please itemize these expenses in terms of their amount or percentage.6. Shopping (1) Clothes or accessories

| Value | Label | Cases | Percentage |
|-------|-------|-------|------------|
| 3465 | | 1 | 0.0% |
| 3500 | | 8 | 0.1% |
| 3600 | | 8 | 0.1% |
| 3700 | | 1 | 0.0% |
| 3750 | | 2 | 0.0% |
| 3800 | | 1 | 0.0% |
| 3900 | | 1 | 0.0% |
| 3920 | | 1 | 0.0% |
| 4000 | | 23 | 0.4% |
| 4125 | | 2 | 0.0% |
| 4168 | | 1 | 0.0% |
| 4200 | | 7 | 0.1% |
| 4375 | | 1 | 0.0% |
| 4400 | | 2 | 0.0% |
| 4410 | | 1 | 0.0% |
| 4480 | | 1 | 0.0% |
| 4500 | | 16 | 0.3% |
| 4725 | | 1 | 0.0% |
| 4750 | | 3 | 0.1% |
| 4800 | | 12 | 0.2% |
| 4900 | | 1 | 0.0% |
| 5000 | | 37 | 0.7% |
| 5040 | | 2 | 0.0% |
| 5100 | | 1 | 0.0% |
| 5250 | | 4 | 0.1% |
| 5400 | | 6 | 0.1% |
| 5500 | | 1 | 0.0% |
| 5600 | | 4 | 0.1% |
| 5700 | | 1 | 0.0% |
| 5925 | | 1 | 0.0% |
| 6000 | | 18 | 0.3% |
| 6300 | | 1 | 0.0% |
| 6400 | | 3 | 0.1% |
| 6450 | | 1 | 0.0% |
| 6500 | | 2 | 0.0% |
| 6528 | | 1 | 0.0% |
| 6700 | | 1 | 0.0% |
| 6750 | | 1 | 0.0% |
| 7000 | | 7 | 0.1% |
| 7200 | | 8 | 0.1% |
| 7350 | | 1 | 0.0% |
| 7500 | | 7 | 0.1% |
| 7600 | | 1 | 0.0% |
| 7680 | | 1 | 0.0% |

c7_6_a: C7. Please itemize these expenses in terms of their amount or percentage.6. Shopping (1) Clothes or accessories

| Value | Label | Cases | Percentage |
|-------|-------|-------|------------|
| 7800 | | 1 | 0.0% |
| 8000 | | 18 | 0.3% |
| 8400 | | 4 | 0.1% |
| 8500 | | 1 | 0.0% |
| 8750 | | 1 | 0.0% |
| 8760 | | 1 | 0.0% |
| 8800 | | 1 | 0.0% |
| 9000 | | 21 | 0.4% |
| 9100 | | 1 | 0.0% |
| 9600 | | 6 | 0.1% |
| 9800 | | 1 | 0.0% |
| 10000 | | 25 | 0.5% |
| 10200 | | 1 | 0.0% |
| 10400 | | 1 | 0.0% |
| 10500 | | 4 | 0.1% |
| 10800 | | 4 | 0.1% |
| 11000 | | 3 | 0.1% |
| 11200 | | 3 | 0.1% |
| 11250 | | 3 | 0.1% |
| 11840 | | 1 | 0.0% |
| 12000 | | 10 | 0.2% |
| 12250 | | 1 | 0.0% |
| 12350 | | 1 | 0.0% |
| 12500 | | 6 | 0.1% |
| 12600 | | 1 | 0.0% |
| 12800 | | 1 | 0.0% |
| 13200 | | 2 | 0.0% |
| 13500 | | 5 | 0.1% |
| 14000 | | 4 | 0.1% |
| 14280 | | 1 | 0.0% |
| 14400 | | 1 | 0.0% |
| 15000 | | 21 | 0.4% |
| 15300 | | 1 | 0.0% |
| 15750 | | 1 | 0.0% |
| 16000 | | 9 | 0.2% |
| 16200 | | 1 | 0.0% |
| 16500 | | 1 | 0.0% |
| 16800 | | 2 | 0.0% |
| 17500 | | 5 | 0.1% |
| 18000 | | 4 | 0.1% |
| 18200 | | 1 | 0.0% |
| 19200 | | 2 | 0.0% |
| 20000 | | 20 | 0.4% |
| 21000 | | 3 | 0.1% |

c7_6_a: C7. Please itemize these expenses in terms of their amount or percentage.6. Shopping (1) Clothes or accessories

| Value | Label | Cases | Percentage |
|--------|-------|-------|------------|
| 21600 | | 1 | 0.0% |
| 22500 | | 1 | 0.0% |
| 23000 | | 1 | 0.0% |
| 23400 | | 1 | 0.0% |
| 24000 | | 3 | 0.1% |
| 25000 | | 4 | 0.1% |
| 26600 | | 1 | 0.0% |
| 27000 | | 2 | 0.0% |
| 27300 | | 1 | 0.0% |
| 27500 | | 2 | 0.0% |
| 28000 | | 2 | 0.0% |
| 30000 | | 10 | 0.2% |
| 32000 | | 1 | 0.0% |
| 35000 | | 3 | 0.1% |
| 36000 | | 3 | 0.1% |
| 37000 | | 1 | 0.0% |
| 38400 | | 1 | 0.0% |
| 40000 | | 8 | 0.1% |
| 42000 | | 1 | 0.0% |
| 44000 | | 1 | 0.0% |
| 45000 | | 2 | 0.0% |
| 48000 | | 1 | 0.0% |
| 50000 | | 10 | 0.2% |
| 52500 | | 1 | 0.0% |
| 55000 | | 1 | 0.0% |
| 56000 | | 2 | 0.0% |
| 60000 | | 4 | 0.1% |
| 63000 | | 1 | 0.0% |
| 64000 | | 2 | 0.0% |
| 67500 | | 1 | 0.0% |
| 69000 | | 1 | 0.0% |
| 72000 | | 1 | 0.0% |
| 73125 | | 1 | 0.0% |
| 75000 | | 1 | 0.0% |
| 80000 | | 5 | 0.1% |
| 90000 | | 1 | 0.0% |
| 99450 | | 1 | 0.0% |
| 100000 | | 10 | 0.2% |
| 104000 | | 1 | 0.0% |
| 105000 | | 1 | 0.0% |
| 110000 | | 1 | 0.0% |
| 112000 | | 2 | 0.0% |
| 120000 | | 4 | 0.1% |
| 125000 | | 1 | 0.0% |

c7_6_a: C7. Please itemize these expenses in terms of their amount or percentage.6. Shopping (1) Clothes or accessories

| Value | Label | Cases | Percentage |
|---------|-------|-------|------------|
| 128000 | | 1 | 0.0% |
| 130000 | | 1 | 0.0% |
| 135000 | | 2 | 0.0% |
| 140000 | | 2 | 0.0% |
| 150000 | | 2 | 0.0% |
| 153000 | | 1 | 0.0% |
| 160000 | | 2 | 0.0% |
| 180000 | | 1 | 0.0% |
| 200000 | | 6 | 0.1% |
| 210000 | | 1 | 0.0% |
| 224000 | | 1 | 0.0% |
| 240000 | | 3 | 0.1% |
| 250000 | | 1 | 0.0% |
| 273000 | | 1 | 0.0% |
| 280000 | | 4 | 0.1% |
| 288000 | | 1 | 0.0% |
| 294000 | | 1 | 0.0% |
| 300000 | | 1 | 0.0% |
| 342000 | | 1 | 0.0% |
| 350000 | | 1 | 0.0% |
| 357000 | | 1 | 0.0% |
| 360000 | | 1 | 0.0% |
| 400000 | | 2 | 0.0% |
| 420000 | | 1 | 0.0% |
| 450000 | | 2 | 0.0% |
| 490000 | | 1 | 0.0% |
| 500000 | | 1 | 0.0% |
| 600000 | | 1 | 0.0% |
| 700000 | | 2 | 0.0% |
| Sysmiss | | 92 | |

Warning: these figures indicate the number of cases found in the data file. They cannot be interpreted as summary statistics of the population of interest.

c7_6_b: C7. Please itemize these expenses in terms of their amount or percentage.6. Shopping (2) Jewelry or jade

| Information | [Type= discrete] [Format=numeric] [Range= 0-1600000] [Missing=*] | | |
|---------------------------|--|-------|------------|
| Statistics [NW/ W] | [Valid=5411 /-] [Invalid=93 /-] | | |
| Value | Label | Cases | Percentage |
| 0 | | 4886 | 90.3% |
| 5 | | 1 | 0.0% |
| 9 | | 1 | 0.0% |
| 10 | | 1 | 0.0% |
| 19 | | 1 | 0.0% |
| 20 | | 1 | 0.0% |
| 22 | | 1 | 0.0% |
| 25 | | 1 | 0.0% |

c7_6_b: C7. Please itemize these expenses in terms of their amount or percentage.6. Shopping (2) Jewelry or jade

| Value | Label | Cases | Percentage |
|-------|-------|-------|------------|
| 27 | | 1 | 0.0% |
| 30 | | 2 | 0.0% |
| 34 | | 1 | 0.0% |
| 35 | | 2 | 0.0% |
| 37 | | 1 | 0.0% |
| 38 | | 1 | 0.0% |
| 40 | | 3 | 0.1% |
| 45 | | 1 | 0.0% |
| 50 | | 6 | 0.1% |
| 60 | | 4 | 0.1% |
| 70 | | 1 | 0.0% |
| 75 | | 3 | 0.1% |
| 80 | | 2 | 0.0% |
| 90 | | 1 | 0.0% |
| 96 | | 1 | 0.0% |
| 99 | | 1 | 0.0% |
| 100 | | 7 | 0.1% |
| 105 | | 1 | 0.0% |
| 120 | | 2 | 0.0% |
| 125 | | 2 | 0.0% |
| 142 | | 1 | 0.0% |
| 144 | | 1 | 0.0% |
| 146 | | 1 | 0.0% |
| 150 | | 4 | 0.1% |
| 152 | | 1 | 0.0% |
| 158 | | 1 | 0.0% |
| 160 | | 2 | 0.0% |
| 169 | | 1 | 0.0% |
| 180 | | 3 | 0.1% |
| 200 | | 6 | 0.1% |
| 213 | | 1 | 0.0% |
| 225 | | 1 | 0.0% |
| 240 | | 3 | 0.1% |
| 250 | | 3 | 0.1% |
| 270 | | 1 | 0.0% |
| 272 | | 1 | 0.0% |
| 280 | | 2 | 0.0% |
| 300 | | 7 | 0.1% |
| 320 | | 1 | 0.0% |
| 330 | | 1 | 0.0% |
| 350 | | 1 | 0.0% |
| 360 | | 1 | 0.0% |
| 400 | | 4 | 0.1% |
| 420 | | 2 | 0.0% |
| 450 | | 5 | 0.1% |

c7_6_b: C7. Please itemize these expenses in terms of their amount or percentage.6. Shopping (2) Jewelry or jade

| Value | Label | Cases | Percentage |
|-------|-------|-------|------------|
| 480 | | 1 | 0.0% |
| 490 | | 1 | 0.0% |
| 500 | | 5 | 0.1% |
| 525 | | 1 | 0.0% |
| 540 | | 1 | 0.0% |
| 560 | | 1 | 0.0% |
| 600 | | 8 | 0.1% |
| 675 | | 1 | 0.0% |
| 700 | | 1 | 0.0% |
| 720 | | 1 | 0.0% |
| 750 | | 5 | 0.1% |
| 800 | | 8 | 0.1% |
| 810 | | 1 | 0.0% |
| 840 | | 1 | 0.0% |
| 900 | | 4 | 0.1% |
| 910 | | 1 | 0.0% |
| 960 | | 1 | 0.0% |
| 990 | | 1 | 0.0% |
| 1000 | | 7 | 0.1% |
| 1050 | | 2 | 0.0% |
| 1120 | | 1 | 0.0% |
| 1125 | | 1 | 0.0% |
| 1200 | | 5 | 0.1% |
| 1250 | | 5 | 0.1% |
| 1350 | | 2 | 0.0% |
| 1400 | | 1 | 0.0% |
| 1420 | | 1 | 0.0% |
| 1440 | | 1 | 0.0% |
| 1500 | | 13 | 0.2% |
| 1540 | | 1 | 0.0% |
| 1560 | | 1 | 0.0% |
| 1600 | | 6 | 0.1% |
| 1638 | | 1 | 0.0% |
| 1650 | | 1 | 0.0% |
| 1800 | | 5 | 0.1% |
| 2000 | | 14 | 0.3% |
| 2100 | | 1 | 0.0% |
| 2125 | | 1 | 0.0% |
| 2160 | | 1 | 0.0% |
| 2250 | | 2 | 0.0% |
| 2300 | | 1 | 0.0% |
| 2400 | | 6 | 0.1% |
| 2450 | | 1 | 0.0% |
| 2500 | | 13 | 0.2% |
| 2520 | | 1 | 0.0% |

c7_6_b: C7. Please itemize these expenses in terms of their amount or percentage.6. Shopping (2) Jewelry or jade

| Value | Label | Cases | Percentage |
|-------|-------|-------|------------|
| 2600 | | 1 | 0.0% |
| 2700 | | 2 | 0.0% |
| 2800 | | 3 | 0.1% |
| 3000 | | 15 | 0.3% |
| 3150 | | 1 | 0.0% |
| 3200 | | 2 | 0.0% |
| 3250 | | 1 | 0.0% |
| 3300 | | 1 | 0.0% |
| 3334 | | 1 | 0.0% |
| 3360 | | 1 | 0.0% |
| 3500 | | 4 | 0.1% |
| 3600 | | 7 | 0.1% |
| 3700 | | 1 | 0.0% |
| 3750 | | 2 | 0.0% |
| 4000 | | 11 | 0.2% |
| 4200 | | 2 | 0.0% |
| 4500 | | 3 | 0.1% |
| 4800 | | 5 | 0.1% |
| 4900 | | 2 | 0.0% |
| 5000 | | 10 | 0.2% |
| 5400 | | 1 | 0.0% |
| 5600 | | 2 | 0.0% |
| 6000 | | 9 | 0.2% |
| 6600 | | 2 | 0.0% |
| 7000 | | 11 | 0.2% |
| 7200 | | 4 | 0.1% |
| 7500 | | 2 | 0.0% |
| 7560 | | 1 | 0.0% |
| 7600 | | 1 | 0.0% |
| 8000 | | 11 | 0.2% |
| 8400 | | 1 | 0.0% |
| 9000 | | 4 | 0.1% |
| 9500 | | 1 | 0.0% |
| 9600 | | 2 | 0.0% |
| 10000 | | 15 | 0.3% |
| 10500 | | 1 | 0.0% |
| 10800 | | 2 | 0.0% |
| 11200 | | 1 | 0.0% |
| 11840 | | 1 | 0.0% |
| 12000 | | 8 | 0.1% |
| 12250 | | 1 | 0.0% |
| 12750 | | 1 | 0.0% |
| 13000 | | 1 | 0.0% |
| 13500 | | 2 | 0.0% |
| 14000 | | 3 | 0.1% |

c7_6_b: C7. Please itemize these expenses in terms of their amount or percentage.6. Shopping (2) Jewelry or jade

| Value | Label | Cases | Percentage |
|---------|-------|-------|------------|
| 15000 | | 8 | 0.1% |
| 15600 | | 1 | 0.0% |
| 17500 | | 2 | 0.0% |
| 18000 | | 2 | 0.0% |
| 19200 | | 1 | 0.0% |
| 19600 | | 1 | 0.0% |
| 20000 | | 5 | 0.1% |
| 21000 | | 1 | 0.0% |
| 24000 | | 3 | 0.1% |
| 25000 | | 4 | 0.1% |
| 27000 | | 1 | 0.0% |
| 28000 | | 1 | 0.0% |
| 30000 | | 9 | 0.2% |
| 33600 | | 1 | 0.0% |
| 35000 | | 2 | 0.0% |
| 36000 | | 1 | 0.0% |
| 37500 | | 1 | 0.0% |
| 40000 | | 9 | 0.2% |
| 50000 | | 3 | 0.1% |
| 52500 | | 1 | 0.0% |
| 54000 | | 1 | 0.0% |
| 57000 | | 1 | 0.0% |
| 60000 | | 4 | 0.1% |
| 63000 | | 1 | 0.0% |
| 65000 | | 1 | 0.0% |
| 70000 | | 5 | 0.1% |
| 75000 | | 1 | 0.0% |
| 80000 | | 2 | 0.0% |
| 84000 | | 1 | 0.0% |
| 90000 | | 3 | 0.1% |
| 100000 | | 9 | 0.2% |
| 117000 | | 1 | 0.0% |
| 120000 | | 4 | 0.1% |
| 144000 | | 3 | 0.1% |
| 150000 | | 5 | 0.1% |
| 200000 | | 5 | 0.1% |
| 250000 | | 2 | 0.0% |
| 300000 | | 4 | 0.1% |
| 357000 | | 1 | 0.0% |
| 384000 | | 1 | 0.0% |
| 400000 | | 1 | 0.0% |
| 480000 | | 1 | 0.0% |
| 500000 | | 1 | 0.0% |
| 700000 | | 1 | 0.0% |
| 1000000 | | 1 | 0.0% |

c7_6_b: C7. Please itemize these expenses in terms of their amount or percentage.6. Shopping (2) Jewelry or jade

| Value | Label | Cases | Percentage |
|---------|-------|-------|------------|
| 1200000 | | 1 | 0.0% |
| 1600000 | | 1 | 0.0% |
| Sysmiss | | 93 | |

Warning: these figures indicate the number of cases found in the data file. They cannot be interpreted as summary statistics of the population of interest.

c7_6_c: C7. Please itemize these expenses in terms of their amount or percentage.6. Shopping (3) Souvenirs or handicraft products

| | |
|--------------------|---|
| Information | [Type= discrete] [Format=numeric] [Range= 0-576000] [Missing=*] |
| Statistics [NW/ W] | [Valid=5412 /-] [Invalid=92 /-] |

| Value | Label | Cases | Percentage |
|-------|-------|-------|------------|
| 0 | | 4122 | 76.2% |
| 2 | | 1 | 0.0% |
| 3 | | 1 | 0.0% |
| 6 | | 1 | 0.0% |
| 9 | | 1 | 0.0% |
| 10 | | 6 | 0.1% |
| 12 | | 2 | 0.0% |
| 14 | | 1 | 0.0% |
| 15 | | 2 | 0.0% |
| 16 | | 1 | 0.0% |
| 19 | | 1 | 0.0% |
| 20 | | 1 | 0.0% |
| 25 | | 3 | 0.1% |
| 30 | | 6 | 0.1% |
| 32 | | 1 | 0.0% |
| 35 | | 1 | 0.0% |
| 36 | | 1 | 0.0% |
| 37 | | 1 | 0.0% |
| 38 | | 1 | 0.0% |
| 40 | | 13 | 0.2% |
| 42 | | 3 | 0.1% |
| 45 | | 5 | 0.1% |
| 48 | | 1 | 0.0% |
| 50 | | 8 | 0.1% |
| 51 | | 1 | 0.0% |
| 54 | | 1 | 0.0% |
| 60 | | 11 | 0.2% |
| 61 | | 1 | 0.0% |
| 62 | | 1 | 0.0% |
| 63 | | 1 | 0.0% |
| 68 | | 1 | 0.0% |
| 72 | | 2 | 0.0% |
| 75 | | 7 | 0.1% |
| 78 | | 1 | 0.0% |
| 80 | | 11 | 0.2% |

c7_6_c: C7. Please itemize these expenses in terms of their amount or percentage.6. Shopping (3) Souvenirs or handicraft products

| Value | Label | Cases | Percentage |
|-------|-------|-------|------------|
| 81 | | 2 | 0.0% |
| 87 | | 1 | 0.0% |
| 90 | | 9 | 0.2% |
| 91 | | 1 | 0.0% |
| 96 | | 1 | 0.0% |
| 98 | | 1 | 0.0% |
| 100 | | 21 | 0.4% |
| 105 | | 2 | 0.0% |
| 106 | | 1 | 0.0% |
| 110 | | 2 | 0.0% |
| 112 | | 1 | 0.0% |
| 120 | | 7 | 0.1% |
| 122 | | 1 | 0.0% |
| 125 | | 4 | 0.1% |
| 126 | | 2 | 0.0% |
| 128 | | 1 | 0.0% |
| 130 | | 1 | 0.0% |
| 135 | | 1 | 0.0% |
| 150 | | 15 | 0.3% |
| 160 | | 5 | 0.1% |
| 165 | | 1 | 0.0% |
| 170 | | 1 | 0.0% |
| 180 | | 10 | 0.2% |
| 182 | | 1 | 0.0% |
| 184 | | 1 | 0.0% |
| 192 | | 2 | 0.0% |
| 195 | | 1 | 0.0% |
| 196 | | 1 | 0.0% |
| 200 | | 15 | 0.3% |
| 208 | | 1 | 0.0% |
| 210 | | 3 | 0.1% |
| 214 | | 1 | 0.0% |
| 220 | | 2 | 0.0% |
| 225 | | 7 | 0.1% |
| 240 | | 4 | 0.1% |
| 243 | | 1 | 0.0% |
| 250 | | 10 | 0.2% |
| 270 | | 3 | 0.1% |
| 280 | | 3 | 0.1% |
| 300 | | 27 | 0.5% |
| 320 | | 1 | 0.0% |
| 324 | | 1 | 0.0% |
| 325 | | 1 | 0.0% |
| 350 | | 4 | 0.1% |

c7_6_c: C7. Please itemize these expenses in terms of their amount or percentage.6. Shopping (3) Souvenirs or handicraft products

| Value | Label | Cases | Percentage |
|-------|-------|-------|------------|
| 360 | | 4 | 0.1% |
| 362 | | 1 | 0.0% |
| 375 | | 1 | 0.0% |
| 385 | | 1 | 0.0% |
| 390 | | 2 | 0.0% |
| 400 | | 21 | 0.4% |
| 412 | | 1 | 0.0% |
| 420 | | 1 | 0.0% |
| 437 | | 1 | 0.0% |
| 450 | | 8 | 0.1% |
| 480 | | 5 | 0.1% |
| 490 | | 1 | 0.0% |
| 500 | | 31 | 0.6% |
| 520 | | 2 | 0.0% |
| 525 | | 3 | 0.1% |
| 528 | | 1 | 0.0% |
| 550 | | 1 | 0.0% |
| 560 | | 3 | 0.1% |
| 580 | | 1 | 0.0% |
| 600 | | 25 | 0.5% |
| 607 | | 1 | 0.0% |
| 625 | | 1 | 0.0% |
| 630 | | 2 | 0.0% |
| 640 | | 2 | 0.0% |
| 650 | | 2 | 0.0% |
| 675 | | 1 | 0.0% |
| 676 | | 1 | 0.0% |
| 680 | | 1 | 0.0% |
| 700 | | 6 | 0.1% |
| 720 | | 3 | 0.1% |
| 750 | | 8 | 0.1% |
| 770 | | 1 | 0.0% |
| 800 | | 12 | 0.2% |
| 810 | | 1 | 0.0% |
| 825 | | 1 | 0.0% |
| 840 | | 5 | 0.1% |
| 875 | | 2 | 0.0% |
| 880 | | 1 | 0.0% |
| 900 | | 8 | 0.1% |
| 910 | | 1 | 0.0% |
| 960 | | 6 | 0.1% |
| 990 | | 1 | 0.0% |
| 1000 | | 46 | 0.8% |
| 1040 | | 1 | 0.0% |

c7_6_c: C7. Please itemize these expenses in terms of their amount or percentage.6. Shopping (3) Souvenirs or handicraft products

| Value | Label | Cases | Percentage |
|-------|-------|-------|------------|
| 1050 | | 3 | 0.1% |
| 1080 | | 1 | 0.0% |
| 1120 | | 2 | 0.0% |
| 1125 | | 3 | 0.1% |
| 1152 | | 1 | 0.0% |
| 1200 | | 22 | 0.4% |
| 1218 | | 1 | 0.0% |
| 1250 | | 6 | 0.1% |
| 1260 | | 1 | 0.0% |
| 1275 | | 1 | 0.0% |
| 1280 | | 2 | 0.0% |
| 1300 | | 2 | 0.0% |
| 1312 | | 1 | 0.0% |
| 1350 | | 5 | 0.1% |
| 1375 | | 1 | 0.0% |
| 1400 | | 3 | 0.1% |
| 1420 | | 1 | 0.0% |
| 1428 | | 1 | 0.0% |
| 1440 | | 2 | 0.0% |
| 1470 | | 1 | 0.0% |
| 1500 | | 24 | 0.4% |
| 1600 | | 14 | 0.3% |
| 1620 | | 1 | 0.0% |
| 1638 | | 1 | 0.0% |
| 1650 | | 2 | 0.0% |
| 1700 | | 3 | 0.1% |
| 1750 | | 3 | 0.1% |
| 1800 | | 17 | 0.3% |
| 1875 | | 1 | 0.0% |
| 1900 | | 2 | 0.0% |
| 1920 | | 2 | 0.0% |
| 2000 | | 54 | 1.0% |
| 2040 | | 1 | 0.0% |
| 2100 | | 2 | 0.0% |
| 2200 | | 2 | 0.0% |
| 2240 | | 1 | 0.0% |
| 2250 | | 2 | 0.0% |
| 2370 | | 1 | 0.0% |
| 2400 | | 15 | 0.3% |
| 2500 | | 21 | 0.4% |
| 2550 | | 1 | 0.0% |
| 2600 | | 1 | 0.0% |
| 2700 | | 2 | 0.0% |
| 2800 | | 6 | 0.1% |

c7_6_c: C7. Please itemize these expenses in terms of their amount or percentage.6. Shopping (3) Souvenirs or handicraft products

| Value | Label | Cases | Percentage |
|-------|-------|-------|------------|
| 2880 | | 1 | 0.0% |
| 3000 | | 51 | 0.9% |
| 3150 | | 1 | 0.0% |
| 3200 | | 5 | 0.1% |
| 3250 | | 1 | 0.0% |
| 3450 | | 1 | 0.0% |
| 3500 | | 6 | 0.1% |
| 3600 | | 8 | 0.1% |
| 3700 | | 1 | 0.0% |
| 3750 | | 1 | 0.0% |
| 3800 | | 3 | 0.1% |
| 3920 | | 1 | 0.0% |
| 4000 | | 26 | 0.5% |
| 4200 | | 2 | 0.0% |
| 4400 | | 1 | 0.0% |
| 4500 | | 10 | 0.2% |
| 4800 | | 13 | 0.2% |
| 5000 | | 28 | 0.5% |
| 5100 | | 1 | 0.0% |
| 5280 | | 1 | 0.0% |
| 5400 | | 3 | 0.1% |
| 5500 | | 1 | 0.0% |
| 5600 | | 1 | 0.0% |
| 5620 | | 1 | 0.0% |
| 5700 | | 1 | 0.0% |
| 5775 | | 1 | 0.0% |
| 5840 | | 1 | 0.0% |
| 5920 | | 1 | 0.0% |
| 6000 | | 25 | 0.5% |
| 6400 | | 1 | 0.0% |
| 6600 | | 1 | 0.0% |
| 6750 | | 1 | 0.0% |
| 6800 | | 1 | 0.0% |
| 7000 | | 6 | 0.1% |
| 7500 | | 10 | 0.2% |
| 7600 | | 1 | 0.0% |
| 8000 | | 15 | 0.3% |
| 8167 | | 1 | 0.0% |
| 8250 | | 1 | 0.0% |
| 8400 | | 1 | 0.0% |
| 8500 | | 1 | 0.0% |
| 8800 | | 1 | 0.0% |
| 9000 | | 15 | 0.3% |
| 9450 | | 2 | 0.0% |

c7_6_c: C7. Please itemize these expenses in terms of their amount or percentage.6. Shopping (3) Souvenirs or handicraft products

| Value | Label | Cases | Percentage |
|-------|-------|-------|------------|
| 9500 | | 1 | 0.0% |
| 9800 | | 2 | 0.0% |
| 10000 | | 51 | 0.9% |
| 10800 | | 2 | 0.0% |
| 11400 | | 1 | 0.0% |
| 12000 | | 10 | 0.2% |
| 12420 | | 1 | 0.0% |
| 12800 | | 1 | 0.0% |
| 13500 | | 2 | 0.0% |
| 14000 | | 1 | 0.0% |
| 14400 | | 1 | 0.0% |
| 15000 | | 14 | 0.3% |
| 15600 | | 1 | 0.0% |
| 16000 | | 2 | 0.0% |
| 17000 | | 1 | 0.0% |
| 18000 | | 6 | 0.1% |
| 19600 | | 1 | 0.0% |
| 20000 | | 15 | 0.3% |
| 21000 | | 3 | 0.1% |
| 22500 | | 1 | 0.0% |
| 23000 | | 2 | 0.0% |
| 24000 | | 2 | 0.0% |
| 24750 | | 1 | 0.0% |
| 25000 | | 2 | 0.0% |
| 25200 | | 1 | 0.0% |
| 27500 | | 1 | 0.0% |
| 30000 | | 15 | 0.3% |
| 35000 | | 1 | 0.0% |
| 36000 | | 3 | 0.1% |
| 40000 | | 9 | 0.2% |
| 42000 | | 1 | 0.0% |
| 42500 | | 1 | 0.0% |
| 45000 | | 1 | 0.0% |
| 48000 | | 2 | 0.0% |
| 50000 | | 23 | 0.4% |
| 56000 | | 1 | 0.0% |
| 60000 | | 10 | 0.2% |
| 62500 | | 1 | 0.0% |
| 63000 | | 1 | 0.0% |
| 65000 | | 1 | 0.0% |
| 70000 | | 2 | 0.0% |
| 75000 | | 1 | 0.0% |
| 77000 | | 1 | 0.0% |
| 80000 | | 4 | 0.1% |

c7_6_c: C7. Please itemize these expenses in terms of their amount or percentage.6. Shopping (3) Souvenirs or handicraft products

| Value | Label | Cases | Percentage |
|---------|-------|-------|------------|
| 90000 | | 1 | 0.0% |
| 100000 | | 19 | 0.4% |
| 110000 | | 1 | 0.0% |
| 112000 | | 2 | 0.0% |
| 119000 | | 1 | 0.0% |
| 120000 | | 6 | 0.1% |
| 140000 | | 2 | 0.0% |
| 150000 | | 6 | 0.1% |
| 160000 | | 1 | 0.0% |
| 180000 | | 5 | 0.1% |
| 200000 | | 13 | 0.2% |
| 210000 | | 1 | 0.0% |
| 216000 | | 1 | 0.0% |
| 220000 | | 1 | 0.0% |
| 240000 | | 1 | 0.0% |
| 250000 | | 5 | 0.1% |
| 280000 | | 1 | 0.0% |
| 300000 | | 6 | 0.1% |
| 360000 | | 1 | 0.0% |
| 400000 | | 2 | 0.0% |
| 440000 | | 1 | 0.0% |
| 480000 | | 2 | 0.0% |
| 500000 | | 3 | 0.1% |
| 576000 | | 1 | 0.0% |
| Sysmiss | | 92 | |

Warning: these figures indicate the number of cases found in the data file. They cannot be interpreted as summary statistics of the population of interest.

c7_6_d: C7. Please itemize these expenses in terms of their amount or percentage.6. Shopping(4) Cosmetics or perfumes

| Information | [Type= discrete] [Format=numeric] [Range= 0-500000] [Missing=*] | | |
|--------------------|---|-------|------------|
| Statistics [NW/ W] | [Valid=5411 /-] [Invalid=93 /-] | | |
| Value | Label | Cases | Percentage |
| 0 | | 4957 | 91.6% |
| 6 | | 1 | 0.0% |
| 19 | | 1 | 0.0% |
| 20 | | 2 | 0.0% |
| 25 | | 1 | 0.0% |
| 28 | | 1 | 0.0% |
| 30 | | 3 | 0.1% |
| 40 | | 3 | 0.1% |
| 48 | | 1 | 0.0% |
| 50 | | 3 | 0.1% |
| 60 | | 1 | 0.0% |
| 62 | | 1 | 0.0% |
| 63 | | 1 | 0.0% |

c7_6_d: C7. Please itemize these expenses in terms of their amount or percentage.6. Shopping(4) Cosmetics or perfumes

| Value | Label | Cases | Percentage |
|-------|-------|-------|------------|
| 64 | | 1 | 0.0% |
| 72 | | 1 | 0.0% |
| 75 | | 1 | 0.0% |
| 80 | | 6 | 0.1% |
| 90 | | 3 | 0.1% |
| 96 | | 1 | 0.0% |
| 100 | | 9 | 0.2% |
| 105 | | 1 | 0.0% |
| 120 | | 2 | 0.0% |
| 125 | | 1 | 0.0% |
| 150 | | 3 | 0.1% |
| 160 | | 2 | 0.0% |
| 180 | | 2 | 0.0% |
| 200 | | 4 | 0.1% |
| 208 | | 1 | 0.0% |
| 225 | | 2 | 0.0% |
| 240 | | 2 | 0.0% |
| 250 | | 2 | 0.0% |
| 260 | | 1 | 0.0% |
| 280 | | 2 | 0.0% |
| 294 | | 1 | 0.0% |
| 300 | | 6 | 0.1% |
| 312 | | 1 | 0.0% |
| 330 | | 1 | 0.0% |
| 350 | | 2 | 0.0% |
| 360 | | 4 | 0.1% |
| 400 | | 2 | 0.0% |
| 425 | | 1 | 0.0% |
| 450 | | 3 | 0.1% |
| 480 | | 2 | 0.0% |
| 495 | | 1 | 0.0% |
| 500 | | 10 | 0.2% |
| 560 | | 1 | 0.0% |
| 600 | | 3 | 0.1% |
| 625 | | 2 | 0.0% |
| 640 | | 1 | 0.0% |
| 680 | | 2 | 0.0% |
| 700 | | 2 | 0.0% |
| 720 | | 1 | 0.0% |
| 750 | | 1 | 0.0% |
| 800 | | 4 | 0.1% |
| 900 | | 8 | 0.1% |
| 960 | | 2 | 0.0% |
| 980 | | 1 | 0.0% |

c7_6_d: C7. Please itemize these expenses in terms of their amount or percentage.6. Shopping(4) Cosmetics or perfumes

| Value | Label | Cases | Percentage |
|-------|-------|-------|------------|
| 1000 | | 8 | 0.1% |
| 1014 | | 1 | 0.0% |
| 1020 | | 1 | 0.0% |
| 1050 | | 1 | 0.0% |
| 1125 | | 1 | 0.0% |
| 1155 | | 1 | 0.0% |
| 1200 | | 4 | 0.1% |
| 1218 | | 1 | 0.0% |
| 1260 | | 1 | 0.0% |
| 1300 | | 3 | 0.1% |
| 1350 | | 2 | 0.0% |
| 1400 | | 4 | 0.1% |
| 1500 | | 7 | 0.1% |
| 1600 | | 4 | 0.1% |
| 1650 | | 1 | 0.0% |
| 1680 | | 1 | 0.0% |
| 1760 | | 1 | 0.0% |
| 1800 | | 3 | 0.1% |
| 1890 | | 2 | 0.0% |
| 2000 | | 14 | 0.3% |
| 2070 | | 1 | 0.0% |
| 2240 | | 1 | 0.0% |
| 2250 | | 1 | 0.0% |
| 2380 | | 1 | 0.0% |
| 2400 | | 5 | 0.1% |
| 2500 | | 8 | 0.1% |
| 2700 | | 2 | 0.0% |
| 2800 | | 2 | 0.0% |
| 2920 | | 1 | 0.0% |
| 3000 | | 11 | 0.2% |
| 3150 | | 1 | 0.0% |
| 3200 | | 6 | 0.1% |
| 3300 | | 1 | 0.0% |
| 3600 | | 5 | 0.1% |
| 3800 | | 2 | 0.0% |
| 4000 | | 7 | 0.1% |
| 4200 | | 1 | 0.0% |
| 4320 | | 1 | 0.0% |
| 4400 | | 1 | 0.0% |
| 4480 | | 1 | 0.0% |
| 4500 | | 4 | 0.1% |
| 4800 | | 3 | 0.1% |
| 5000 | | 15 | 0.3% |
| 5200 | | 1 | 0.0% |

c7_6_d: C7. Please itemize these expenses in terms of their amount or percentage.6. Shopping(4) Cosmetics or perfumes

| Value | Label | Cases | Percentage |
|-------|-------|-------|------------|
| 5400 | | 3 | 0.1% |
| 5600 | | 1 | 0.0% |
| 6000 | | 11 | 0.2% |
| 6300 | | 3 | 0.1% |
| 7000 | | 3 | 0.1% |
| 7040 | | 1 | 0.0% |
| 7200 | | 1 | 0.0% |
| 7350 | | 1 | 0.0% |
| 7500 | | 4 | 0.1% |
| 8000 | | 5 | 0.1% |
| 8400 | | 2 | 0.0% |
| 8750 | | 1 | 0.0% |
| 9000 | | 6 | 0.1% |
| 9450 | | 1 | 0.0% |
| 9600 | | 1 | 0.0% |
| 10000 | | 19 | 0.4% |
| 10500 | | 1 | 0.0% |
| 10800 | | 3 | 0.1% |
| 11250 | | 1 | 0.0% |
| 12000 | | 7 | 0.1% |
| 12500 | | 1 | 0.0% |
| 13200 | | 1 | 0.0% |
| 13500 | | 1 | 0.0% |
| 14000 | | 4 | 0.1% |
| 15000 | | 7 | 0.1% |
| 15750 | | 1 | 0.0% |
| 16000 | | 2 | 0.0% |
| 16600 | | 1 | 0.0% |
| 16800 | | 1 | 0.0% |
| 17500 | | 2 | 0.0% |
| 18000 | | 2 | 0.0% |
| 19600 | | 1 | 0.0% |
| 20000 | | 7 | 0.1% |
| 20900 | | 1 | 0.0% |
| 21000 | | 1 | 0.0% |
| 22200 | | 1 | 0.0% |
| 22500 | | 1 | 0.0% |
| 22800 | | 1 | 0.0% |
| 25000 | | 2 | 0.0% |
| 25200 | | 1 | 0.0% |
| 27500 | | 2 | 0.0% |
| 30000 | | 7 | 0.1% |
| 35000 | | 2 | 0.0% |
| 40000 | | 4 | 0.1% |

c7_6_d: C7. Please itemize these expenses in terms of their amount or percentage.6. Shopping(4) Cosmetics or perfumes

| Value | Label | Cases | Percentage |
|---------|-------|-------|------------|
| 42000 | | 1 | 0.0% |
| 42500 | | 1 | 0.0% |
| 45000 | | 2 | 0.0% |
| 49000 | | 1 | 0.0% |
| 50000 | | 7 | 0.1% |
| 65000 | | 1 | 0.0% |
| 75000 | | 2 | 0.0% |
| 80000 | | 3 | 0.1% |
| 100000 | | 7 | 0.1% |
| 120000 | | 2 | 0.0% |
| 140000 | | 1 | 0.0% |
| 150000 | | 4 | 0.1% |
| 160000 | | 1 | 0.0% |
| 180000 | | 2 | 0.0% |
| 200000 | | 7 | 0.1% |
| 210000 | | 2 | 0.0% |
| 250000 | | 2 | 0.0% |
| 300000 | | 3 | 0.1% |
| 360000 | | 2 | 0.0% |
| 400000 | | 1 | 0.0% |
| 500000 | | 2 | 0.0% |
| Sysmiss | | 93 | |

Warning: these figures indicate the number of cases found in the data file. They cannot be interpreted as summary statistics of the population of interest.

c7_6_e: C7. Please itemize these expenses in terms of their amount or percentage.6. Shopping (5) Featured food or special products

| Information | [Type= discrete] [Format=numeric] [Range= 0-1000000] [Missing=*] | | |
|---------------------------|--|-------|------------|
| Statistics [NW/ W] | [Valid=5412 /-] [Invalid=92 /-] | | |
| Value | Label | Cases | Percentage |
| 0 | | 2594 | 47.9% |
| 10 | | 6 | 0.1% |
| 11 | | 1 | 0.0% |
| 13 | | 1 | 0.0% |
| 18 | | 1 | 0.0% |
| 20 | | 2 | 0.0% |
| 25 | | 3 | 0.1% |
| 26 | | 1 | 0.0% |
| 27 | | 1 | 0.0% |
| 30 | | 3 | 0.1% |
| 34 | | 2 | 0.0% |
| 35 | | 2 | 0.0% |
| 36 | | 3 | 0.1% |
| 40 | | 4 | 0.1% |
| 45 | | 1 | 0.0% |
| 48 | | 2 | 0.0% |

c7_6_e: C7. Please itemize these expenses in terms of their amount or percentage.6. Shopping (5) Featured food or special products

| Value | Label | Cases | Percentage |
|-------|-------|-------|------------|
| 50 | | 3 | 0.1% |
| 56 | | 2 | 0.0% |
| 60 | | 3 | 0.1% |
| 66 | | 1 | 0.0% |
| 70 | | 2 | 0.0% |
| 72 | | 1 | 0.0% |
| 75 | | 2 | 0.0% |
| 80 | | 10 | 0.2% |
| 88 | | 1 | 0.0% |
| 90 | | 4 | 0.1% |
| 91 | | 1 | 0.0% |
| 96 | | 2 | 0.0% |
| 100 | | 28 | 0.5% |
| 120 | | 8 | 0.1% |
| 125 | | 2 | 0.0% |
| 126 | | 3 | 0.1% |
| 135 | | 1 | 0.0% |
| 138 | | 1 | 0.0% |
| 140 | | 2 | 0.0% |
| 144 | | 1 | 0.0% |
| 150 | | 17 | 0.3% |
| 160 | | 5 | 0.1% |
| 175 | | 1 | 0.0% |
| 180 | | 5 | 0.1% |
| 182 | | 1 | 0.0% |
| 190 | | 1 | 0.0% |
| 192 | | 1 | 0.0% |
| 196 | | 1 | 0.0% |
| 198 | | 1 | 0.0% |
| 200 | | 32 | 0.6% |
| 204 | | 1 | 0.0% |
| 220 | | 1 | 0.0% |
| 225 | | 6 | 0.1% |
| 230 | | 1 | 0.0% |
| 240 | | 3 | 0.1% |
| 243 | | 1 | 0.0% |
| 245 | | 2 | 0.0% |
| 250 | | 11 | 0.2% |
| 270 | | 2 | 0.0% |
| 273 | | 1 | 0.0% |
| 280 | | 6 | 0.1% |
| 284 | | 1 | 0.0% |
| 288 | | 1 | 0.0% |
| 290 | | 1 | 0.0% |

c7_6_e: C7. Please itemize these expenses in terms of their amount or percentage.6. Shopping (5) Featured food or special products

| Value | Label | Cases | Percentage |
|-------|-------|-------|------------|
| 300 | | 34 | 0.6% |
| 315 | | 1 | 0.0% |
| 320 | | 6 | 0.1% |
| 350 | | 7 | 0.1% |
| 360 | | 3 | 0.1% |
| 362 | | 1 | 0.0% |
| 375 | | 2 | 0.0% |
| 385 | | 1 | 0.0% |
| 390 | | 1 | 0.0% |
| 400 | | 26 | 0.5% |
| 412 | | 1 | 0.0% |
| 416 | | 1 | 0.0% |
| 420 | | 4 | 0.1% |
| 438 | | 1 | 0.0% |
| 442 | | 1 | 0.0% |
| 448 | | 1 | 0.0% |
| 450 | | 10 | 0.2% |
| 480 | | 11 | 0.2% |
| 500 | | 47 | 0.9% |
| 504 | | 2 | 0.0% |
| 520 | | 2 | 0.0% |
| 525 | | 2 | 0.0% |
| 540 | | 6 | 0.1% |
| 560 | | 6 | 0.1% |
| 580 | | 1 | 0.0% |
| 600 | | 37 | 0.7% |
| 625 | | 1 | 0.0% |
| 630 | | 2 | 0.0% |
| 640 | | 5 | 0.1% |
| 650 | | 1 | 0.0% |
| 660 | | 1 | 0.0% |
| 675 | | 3 | 0.1% |
| 700 | | 15 | 0.3% |
| 710 | | 1 | 0.0% |
| 720 | | 5 | 0.1% |
| 735 | | 1 | 0.0% |
| 750 | | 15 | 0.3% |
| 770 | | 1 | 0.0% |
| 780 | | 1 | 0.0% |
| 788 | | 1 | 0.0% |
| 800 | | 34 | 0.6% |
| 814 | | 1 | 0.0% |
| 825 | | 1 | 0.0% |
| 840 | | 8 | 0.1% |

c7_6_e: C7. Please itemize these expenses in terms of their amount or percentage.6. Shopping (5) Featured food or special products

| Value | Label | Cases | Percentage |
|-------|-------|-------|------------|
| 850 | | 1 | 0.0% |
| 875 | | 1 | 0.0% |
| 880 | | 2 | 0.0% |
| 900 | | 25 | 0.5% |
| 927 | | 1 | 0.0% |
| 960 | | 3 | 0.1% |
| 1000 | | 125 | 2.3% |
| 1013 | | 1 | 0.0% |
| 1040 | | 2 | 0.0% |
| 1050 | | 5 | 0.1% |
| 1080 | | 5 | 0.1% |
| 1100 | | 1 | 0.0% |
| 1120 | | 4 | 0.1% |
| 1125 | | 3 | 0.1% |
| 1190 | | 1 | 0.0% |
| 1200 | | 41 | 0.8% |
| 1215 | | 1 | 0.0% |
| 1221 | | 1 | 0.0% |
| 1238 | | 1 | 0.0% |
| 1250 | | 9 | 0.2% |
| 1260 | | 5 | 0.1% |
| 1280 | | 3 | 0.1% |
| 1300 | | 4 | 0.1% |
| 1350 | | 11 | 0.2% |
| 1400 | | 9 | 0.2% |
| 1425 | | 1 | 0.0% |
| 1440 | | 5 | 0.1% |
| 1470 | | 2 | 0.0% |
| 1500 | | 62 | 1.1% |
| 1530 | | 2 | 0.0% |
| 1560 | | 1 | 0.0% |
| 1575 | | 1 | 0.0% |
| 1600 | | 24 | 0.4% |
| 1650 | | 4 | 0.1% |
| 1680 | | 1 | 0.0% |
| 1700 | | 2 | 0.0% |
| 1750 | | 9 | 0.2% |
| 1760 | | 1 | 0.0% |
| 1800 | | 18 | 0.3% |
| 1840 | | 1 | 0.0% |
| 1890 | | 2 | 0.0% |
| 1900 | | 1 | 0.0% |
| 1913 | | 1 | 0.0% |
| 1920 | | 3 | 0.1% |

c7_6_e: C7. Please itemize these expenses in terms of their amount or percentage.6. Shopping (5) Featured food or special products

| Value | Label | Cases | Percentage |
|-------|-------|-------|------------|
| 1950 | | 1 | 0.0% |
| 1980 | | 2 | 0.0% |
| 2000 | | 117 | 2.2% |
| 2025 | | 1 | 0.0% |
| 2040 | | 1 | 0.0% |
| 2052 | | 1 | 0.0% |
| 2084 | | 1 | 0.0% |
| 2100 | | 9 | 0.2% |
| 2160 | | 2 | 0.0% |
| 2184 | | 1 | 0.0% |
| 2200 | | 2 | 0.0% |
| 2240 | | 5 | 0.1% |
| 2250 | | 9 | 0.2% |
| 2275 | | 1 | 0.0% |
| 2280 | | 2 | 0.0% |
| 2300 | | 1 | 0.0% |
| 2320 | | 1 | 0.0% |
| 2370 | | 1 | 0.0% |
| 2400 | | 34 | 0.6% |
| 2450 | | 1 | 0.0% |
| 2475 | | 1 | 0.0% |
| 2500 | | 60 | 1.1% |
| 2520 | | 2 | 0.0% |
| 2550 | | 1 | 0.0% |
| 2560 | | 2 | 0.0% |
| 2600 | | 4 | 0.1% |
| 2625 | | 2 | 0.0% |
| 2695 | | 1 | 0.0% |
| 2700 | | 4 | 0.1% |
| 2720 | | 1 | 0.0% |
| 2750 | | 1 | 0.0% |
| 2800 | | 14 | 0.3% |
| 2850 | | 1 | 0.0% |
| 2880 | | 2 | 0.0% |
| 2925 | | 1 | 0.0% |
| 2940 | | 2 | 0.0% |
| 2970 | | 1 | 0.0% |
| 3000 | | 80 | 1.5% |
| 3150 | | 2 | 0.0% |
| 3200 | | 7 | 0.1% |
| 3250 | | 1 | 0.0% |
| 3300 | | 2 | 0.0% |
| 3332 | | 1 | 0.0% |
| 3333 | | 1 | 0.0% |

c7_6_e: C7. Please itemize these expenses in terms of their amount or percentage.6. Shopping (5) Featured food or special products

| Value | Label | Cases | Percentage |
|-------|-------|-------|------------|
| 3360 | | 3 | 0.1% |
| 3380 | | 1 | 0.0% |
| 3450 | | 1 | 0.0% |
| 3500 | | 21 | 0.4% |
| 3555 | | 1 | 0.0% |
| 3600 | | 18 | 0.3% |
| 3700 | | 1 | 0.0% |
| 3750 | | 4 | 0.1% |
| 3780 | | 1 | 0.0% |
| 3800 | | 2 | 0.0% |
| 3900 | | 2 | 0.0% |
| 3960 | | 1 | 0.0% |
| 4000 | | 65 | 1.2% |
| 4050 | | 3 | 0.1% |
| 4200 | | 8 | 0.1% |
| 4250 | | 1 | 0.0% |
| 4410 | | 1 | 0.0% |
| 4480 | | 1 | 0.0% |
| 4500 | | 26 | 0.5% |
| 4620 | | 1 | 0.0% |
| 4800 | | 21 | 0.4% |
| 4900 | | 3 | 0.1% |
| 5000 | | 101 | 1.9% |
| 5040 | | 3 | 0.1% |
| 5120 | | 1 | 0.0% |
| 5200 | | 1 | 0.0% |
| 5250 | | 3 | 0.1% |
| 5400 | | 6 | 0.1% |
| 5500 | | 3 | 0.1% |
| 5600 | | 7 | 0.1% |
| 5700 | | 1 | 0.0% |
| 5850 | | 1 | 0.0% |
| 6000 | | 73 | 1.3% |
| 6400 | | 4 | 0.1% |
| 6450 | | 1 | 0.0% |
| 6500 | | 2 | 0.0% |
| 6563 | | 1 | 0.0% |
| 6600 | | 1 | 0.0% |
| 6750 | | 3 | 0.1% |
| 6840 | | 2 | 0.0% |
| 7000 | | 28 | 0.5% |
| 7200 | | 18 | 0.3% |
| 7500 | | 25 | 0.5% |
| 7800 | | 1 | 0.0% |

c7_6_e: C7. Please itemize these expenses in terms of their amount or percentage.6. Shopping (5) Featured food or special products

| Value | Label | Cases | Percentage |
|-------|-------|-------|------------|
| 8000 | | 44 | 0.8% |
| 8100 | | 2 | 0.0% |
| 8166 | | 1 | 0.0% |
| 8250 | | 2 | 0.0% |
| 8400 | | 9 | 0.2% |
| 8500 | | 1 | 0.0% |
| 8750 | | 2 | 0.0% |
| 9000 | | 32 | 0.6% |
| 9600 | | 6 | 0.1% |
| 9900 | | 2 | 0.0% |
| 10000 | | 132 | 2.4% |
| 10200 | | 1 | 0.0% |
| 10220 | | 1 | 0.0% |
| 10500 | | 12 | 0.2% |
| 10800 | | 2 | 0.0% |
| 10900 | | 1 | 0.0% |
| 11000 | | 2 | 0.0% |
| 11050 | | 1 | 0.0% |
| 11200 | | 6 | 0.1% |
| 11250 | | 1 | 0.0% |
| 11400 | | 2 | 0.0% |
| 11760 | | 1 | 0.0% |
| 12000 | | 44 | 0.8% |
| 12500 | | 10 | 0.2% |
| 12600 | | 3 | 0.1% |
| 12800 | | 6 | 0.1% |
| 13000 | | 1 | 0.0% |
| 13500 | | 8 | 0.1% |
| 14000 | | 10 | 0.2% |
| 14400 | | 5 | 0.1% |
| 14700 | | 2 | 0.0% |
| 15000 | | 65 | 1.2% |
| 15200 | | 1 | 0.0% |
| 16000 | | 25 | 0.5% |
| 16200 | | 1 | 0.0% |
| 16500 | | 1 | 0.0% |
| 16800 | | 4 | 0.1% |
| 17000 | | 2 | 0.0% |
| 17500 | | 6 | 0.1% |
| 18000 | | 17 | 0.3% |
| 19200 | | 1 | 0.0% |
| 20000 | | 103 | 1.9% |
| 20400 | | 2 | 0.0% |
| 21000 | | 11 | 0.2% |

c7_6_e: C7. Please itemize these expenses in terms of their amount or percentage.6. Shopping (5) Featured food or special products

| Value | Label | Cases | Percentage |
|-------|-------|-------|------------|
| 21250 | | 1 | 0.0% |
| 21334 | | 1 | 0.0% |
| 21375 | | 1 | 0.0% |
| 21600 | | 2 | 0.0% |
| 22000 | | 1 | 0.0% |
| 22400 | | 2 | 0.0% |
| 22500 | | 3 | 0.1% |
| 24000 | | 18 | 0.3% |
| 25000 | | 33 | 0.6% |
| 25200 | | 3 | 0.1% |
| 25600 | | 1 | 0.0% |
| 27000 | | 7 | 0.1% |
| 27500 | | 2 | 0.0% |
| 28000 | | 5 | 0.1% |
| 28500 | | 1 | 0.0% |
| 28800 | | 1 | 0.0% |
| 29000 | | 1 | 0.0% |
| 29400 | | 1 | 0.0% |
| 30000 | | 90 | 1.7% |
| 31500 | | 2 | 0.0% |
| 32000 | | 8 | 0.1% |
| 32400 | | 1 | 0.0% |
| 32500 | | 1 | 0.0% |
| 33000 | | 2 | 0.0% |
| 35000 | | 7 | 0.1% |
| 35700 | | 1 | 0.0% |
| 36000 | | 2 | 0.0% |
| 37500 | | 1 | 0.0% |
| 38000 | | 2 | 0.0% |
| 38400 | | 1 | 0.0% |
| 39000 | | 1 | 0.0% |
| 40000 | | 38 | 0.7% |
| 44000 | | 1 | 0.0% |
| 44100 | | 1 | 0.0% |
| 45000 | | 8 | 0.1% |
| 48000 | | 8 | 0.1% |
| 50000 | | 55 | 1.0% |
| 52500 | | 1 | 0.0% |
| 56000 | | 6 | 0.1% |
| 60000 | | 12 | 0.2% |
| 62500 | | 1 | 0.0% |
| 63000 | | 1 | 0.0% |
| 64000 | | 1 | 0.0% |
| 65000 | | 1 | 0.0% |

c7_6_e: C7. Please itemize these expenses in terms of their amount or percentage.6. Shopping (5) Featured food or special products

| Value | Label | Cases | Percentage |
|---------|-------|-------|------------|
| 67500 | | 1 | 0.0% |
| 69000 | | 1 | 0.0% |
| 70000 | | 9 | 0.2% |
| 72000 | | 2 | 0.0% |
| 73600 | | 1 | 0.0% |
| 75000 | | 4 | 0.1% |
| 80000 | | 1 | 0.0% |
| 90000 | | 6 | 0.1% |
| 90880 | | 1 | 0.0% |
| 96000 | | 3 | 0.1% |
| 98000 | | 1 | 0.0% |
| 100000 | | 15 | 0.3% |
| 105000 | | 1 | 0.0% |
| 120000 | | 3 | 0.1% |
| 140000 | | 1 | 0.0% |
| 150000 | | 12 | 0.2% |
| 160000 | | 4 | 0.1% |
| 184000 | | 1 | 0.0% |
| 200000 | | 8 | 0.1% |
| 250000 | | 2 | 0.0% |
| 285000 | | 1 | 0.0% |
| 292500 | | 1 | 0.0% |
| 300000 | | 4 | 0.1% |
| 315000 | | 2 | 0.0% |
| 357000 | | 1 | 0.0% |
| 378000 | | 1 | 0.0% |
| 396000 | | 1 | 0.0% |
| 400000 | | 4 | 0.1% |
| 480000 | | 2 | 0.0% |
| 500000 | | 2 | 0.0% |
| 750000 | | 1 | 0.0% |
| 770000 | | 1 | 0.0% |
| 1000000 | | 1 | 0.0% |
| Sysmiss | | 92 | |

Warning: these figures indicate the number of cases found in the data file. They cannot be interpreted as summary statistics of the population of interest.

c7_6_f: C7. Please itemize these expenses in terms of their amount or percentage.6. Shopping (6) Tobacco or alcohol

| Information | [Type= discrete] [Format=numeric] [Range= 0-1500000] [Missing=*] | | |
|--------------------|--|-------|------------|
| Statistics [NW/ W] | [Valid=5411 /-] [Invalid=93 /-] | | |
| Value | Label | Cases | Percentage |
| 0 | | 5128 | 94.8% |
| 2 | | 1 | 0.0% |
| 3 | | 1 | 0.0% |
| 5 | | 1 | 0.0% |

c7_6_f: C7. Please itemize these expenses in terms of their amount or percentage.6. Shopping (6) Tobacco or alcohol

| Value | Label | Cases | Percentage |
|-------|-------|-------|------------|
| 11 | | 1 | 0.0% |
| 13 | | 1 | 0.0% |
| 15 | | 2 | 0.0% |
| 20 | | 1 | 0.0% |
| 26 | | 1 | 0.0% |
| 30 | | 1 | 0.0% |
| 37 | | 1 | 0.0% |
| 40 | | 2 | 0.0% |
| 50 | | 3 | 0.1% |
| 60 | | 1 | 0.0% |
| 66 | | 1 | 0.0% |
| 80 | | 1 | 0.0% |
| 100 | | 4 | 0.1% |
| 120 | | 3 | 0.1% |
| 140 | | 1 | 0.0% |
| 150 | | 1 | 0.0% |
| 175 | | 1 | 0.0% |
| 180 | | 2 | 0.0% |
| 200 | | 4 | 0.1% |
| 212 | | 1 | 0.0% |
| 240 | | 1 | 0.0% |
| 280 | | 1 | 0.0% |
| 300 | | 2 | 0.0% |
| 315 | | 1 | 0.0% |
| 340 | | 1 | 0.0% |
| 360 | | 2 | 0.0% |
| 400 | | 2 | 0.0% |
| 420 | | 1 | 0.0% |
| 450 | | 1 | 0.0% |
| 500 | | 12 | 0.2% |
| 600 | | 4 | 0.1% |
| 625 | | 2 | 0.0% |
| 630 | | 2 | 0.0% |
| 680 | | 2 | 0.0% |
| 750 | | 2 | 0.0% |
| 800 | | 5 | 0.1% |
| 875 | | 1 | 0.0% |
| 900 | | 6 | 0.1% |
| 980 | | 1 | 0.0% |
| 1000 | | 9 | 0.2% |
| 1050 | | 1 | 0.0% |
| 1200 | | 7 | 0.1% |
| 1250 | | 1 | 0.0% |
| 1350 | | 1 | 0.0% |
| 1375 | | 1 | 0.0% |

c7_6_f: C7. Please itemize these expenses in terms of their amount or percentage.6. Shopping (6) Tobacco or alcohol

| Value | Label | Cases | Percentage |
|-------|-------|-------|------------|
| 1400 | | 1 | 0.0% |
| 1440 | | 3 | 0.1% |
| 1500 | | 3 | 0.1% |
| 1600 | | 2 | 0.0% |
| 1800 | | 2 | 0.0% |
| 2000 | | 9 | 0.2% |
| 2100 | | 1 | 0.0% |
| 2187 | | 1 | 0.0% |
| 2250 | | 1 | 0.0% |
| 2400 | | 10 | 0.2% |
| 2500 | | 10 | 0.2% |
| 2700 | | 1 | 0.0% |
| 2800 | | 4 | 0.1% |
| 3000 | | 14 | 0.3% |
| 3240 | | 1 | 0.0% |
| 3250 | | 1 | 0.0% |
| 3500 | | 1 | 0.0% |
| 3600 | | 3 | 0.1% |
| 3840 | | 1 | 0.0% |
| 3900 | | 1 | 0.0% |
| 4000 | | 4 | 0.1% |
| 4125 | | 1 | 0.0% |
| 4200 | | 2 | 0.0% |
| 4500 | | 2 | 0.0% |
| 4900 | | 2 | 0.0% |
| 5000 | | 6 | 0.1% |
| 5200 | | 1 | 0.0% |
| 5500 | | 1 | 0.0% |
| 5600 | | 1 | 0.0% |
| 5625 | | 1 | 0.0% |
| 6000 | | 7 | 0.1% |
| 6300 | | 2 | 0.0% |
| 6600 | | 1 | 0.0% |
| 7000 | | 2 | 0.0% |
| 7500 | | 1 | 0.0% |
| 7680 | | 1 | 0.0% |
| 7800 | | 1 | 0.0% |
| 8000 | | 6 | 0.1% |
| 8400 | | 3 | 0.1% |
| 9000 | | 1 | 0.0% |
| 9600 | | 2 | 0.0% |
| 10000 | | 12 | 0.2% |
| 11200 | | 1 | 0.0% |
| 13000 | | 1 | 0.0% |
| 13500 | | 1 | 0.0% |

c7_6_f: C7. Please itemize these expenses in terms of their amount or percentage.6. Shopping (6) Tobacco or alcohol

| Value | Label | Cases | Percentage |
|---------|-------|-------|------------|
| 14000 | | 1 | 0.0% |
| 15000 | | 3 | 0.1% |
| 16000 | | 1 | 0.0% |
| 17500 | | 1 | 0.0% |
| 18400 | | 1 | 0.0% |
| 20000 | | 1 | 0.0% |
| 20250 | | 1 | 0.0% |
| 25000 | | 3 | 0.1% |
| 30000 | | 3 | 0.1% |
| 36000 | | 1 | 0.0% |
| 40000 | | 2 | 0.0% |
| 42000 | | 1 | 0.0% |
| 42500 | | 1 | 0.0% |
| 45000 | | 1 | 0.0% |
| 50000 | | 2 | 0.0% |
| 65000 | | 1 | 0.0% |
| 75000 | | 1 | 0.0% |
| 80000 | | 1 | 0.0% |
| 100000 | | 3 | 0.1% |
| 144000 | | 1 | 0.0% |
| 150000 | | 3 | 0.1% |
| 160000 | | 2 | 0.0% |
| 200000 | | 5 | 0.1% |
| 280000 | | 1 | 0.0% |
| 320000 | | 1 | 0.0% |
| 480000 | | 1 | 0.0% |
| 580000 | | 1 | 0.0% |
| 1500000 | | 1 | 0.0% |
| Sysmiss | | 93 | |

Warning: these figures indicate the number of cases found in the data file. They cannot be interpreted as summary statistics of the population of interest.

c7_6_g: C7. Please itemize these expenses in terms of their amount or percentage.6. Shopping (7) Chinese herbal medicine or health food

| Information | [Type= discrete] [Format=numeric] [Range= 0-500000] [Missing=*] | | |
|--------------------|---|-------|------------|
| Statistics [NW/ W] | [Valid=5411 /-] [Invalid=93 /-] | | |
| Value | Label | Cases | Percentage |
| 0 | | 5210 | 96.3% |
| 9 | | 1 | 0.0% |
| 20 | | 1 | 0.0% |
| 24 | | 1 | 0.0% |
| 25 | | 1 | 0.0% |
| 50 | | 2 | 0.0% |
| 80 | | 3 | 0.1% |
| 100 | | 3 | 0.1% |
| 120 | | 1 | 0.0% |

c7_6_g: C7. Please itemize these expenses in terms of their amount or percentage.6. Shopping (7) Chinese herbal medicine or health food

| Value | Label | Cases | Percentage |
|-------|-------|-------|------------|
| 160 | | 1 | 0.0% |
| 180 | | 1 | 0.0% |
| 200 | | 2 | 0.0% |
| 225 | | 2 | 0.0% |
| 240 | | 2 | 0.0% |
| 250 | | 1 | 0.0% |
| 270 | | 1 | 0.0% |
| 300 | | 2 | 0.0% |
| 315 | | 1 | 0.0% |
| 320 | | 1 | 0.0% |
| 350 | | 1 | 0.0% |
| 360 | | 2 | 0.0% |
| 400 | | 3 | 0.1% |
| 448 | | 1 | 0.0% |
| 450 | | 1 | 0.0% |
| 500 | | 4 | 0.1% |
| 510 | | 1 | 0.0% |
| 560 | | 1 | 0.0% |
| 600 | | 3 | 0.1% |
| 650 | | 1 | 0.0% |
| 700 | | 1 | 0.0% |
| 750 | | 1 | 0.0% |
| 900 | | 4 | 0.1% |
| 960 | | 1 | 0.0% |
| 1000 | | 9 | 0.2% |
| 1120 | | 1 | 0.0% |
| 1200 | | 5 | 0.1% |
| 1250 | | 2 | 0.0% |
| 1350 | | 2 | 0.0% |
| 1470 | | 1 | 0.0% |
| 1500 | | 4 | 0.1% |
| 1600 | | 2 | 0.0% |
| 1620 | | 1 | 0.0% |
| 1800 | | 3 | 0.1% |
| 2000 | | 7 | 0.1% |
| 2100 | | 3 | 0.1% |
| 2200 | | 1 | 0.0% |
| 2400 | | 1 | 0.0% |
| 2500 | | 4 | 0.1% |
| 2700 | | 2 | 0.0% |
| 3000 | | 7 | 0.1% |
| 3200 | | 1 | 0.0% |
| 3500 | | 2 | 0.0% |
| 3520 | | 1 | 0.0% |

c7_6_g: C7. Please itemize these expenses in terms of their amount or percentage.6. Shopping (7) Chinese herbal medicine or health food

| Value | Label | Cases | Percentage |
|--------|-------|-------|------------|
| 4000 | | 4 | 0.1% |
| 4800 | | 2 | 0.0% |
| 4950 | | 1 | 0.0% |
| 5000 | | 5 | 0.1% |
| 5400 | | 1 | 0.0% |
| 5600 | | 1 | 0.0% |
| 5700 | | 1 | 0.0% |
| 6000 | | 11 | 0.2% |
| 6300 | | 2 | 0.0% |
| 6400 | | 1 | 0.0% |
| 7000 | | 2 | 0.0% |
| 7200 | | 2 | 0.0% |
| 8000 | | 3 | 0.1% |
| 8400 | | 1 | 0.0% |
| 9000 | | 3 | 0.1% |
| 10000 | | 12 | 0.2% |
| 12500 | | 1 | 0.0% |
| 13000 | | 1 | 0.0% |
| 13500 | | 1 | 0.0% |
| 15000 | | 3 | 0.1% |
| 16000 | | 2 | 0.0% |
| 17500 | | 1 | 0.0% |
| 18000 | | 2 | 0.0% |
| 20000 | | 1 | 0.0% |
| 21000 | | 2 | 0.0% |
| 24750 | | 1 | 0.0% |
| 25000 | | 1 | 0.0% |
| 30000 | | 1 | 0.0% |
| 40000 | | 1 | 0.0% |
| 45000 | | 1 | 0.0% |
| 46500 | | 1 | 0.0% |
| 47000 | | 1 | 0.0% |
| 48000 | | 1 | 0.0% |
| 50000 | | 2 | 0.0% |
| 60000 | | 1 | 0.0% |
| 80000 | | 2 | 0.0% |
| 100000 | | 2 | 0.0% |
| 108000 | | 1 | 0.0% |
| 128000 | | 1 | 0.0% |
| 180000 | | 1 | 0.0% |
| 200000 | | 2 | 0.0% |
| 300000 | | 1 | 0.0% |
| 400000 | | 1 | 0.0% |
| 500000 | | 2 | 0.0% |

c7_6_g: C7. Please itemize these expenses in terms of their amount or percentage.6. Shopping (7) Chinese herbal medicine or health food

| Value | Label | Cases | Percentage |
|---------|-------|-------|------------|
| Sysmiss | | 93 | |

Warning: these figures indicate the number of cases found in the data file. They cannot be interpreted as summary statistics of the population of interest.

c7_6_h: C7. Please itemize these expenses in terms of their amount or percentage.6. Shopping (8) 3C or electric appliances

| | |
|--------------------|---|
| Information | [Type= discrete] [Format=numeric] [Range= 0-240000] [Missing=*] |
| Statistics [NW/ W] | [Valid=5410 /-] [Invalid=94 /-] |

| Value | Label | Cases | Percentage |
|-------|-------|-------|------------|
| 0 | | 5137 | 95.0% |
| 10 | | 1 | 0.0% |
| 37 | | 1 | 0.0% |
| 40 | | 1 | 0.0% |
| 50 | | 2 | 0.0% |
| 60 | | 4 | 0.1% |
| 61 | | 1 | 0.0% |
| 70 | | 1 | 0.0% |
| 80 | | 3 | 0.1% |
| 100 | | 3 | 0.1% |
| 105 | | 1 | 0.0% |
| 110 | | 1 | 0.0% |
| 113 | | 1 | 0.0% |
| 120 | | 1 | 0.0% |
| 125 | | 3 | 0.1% |
| 144 | | 1 | 0.0% |
| 150 | | 3 | 0.1% |
| 160 | | 1 | 0.0% |
| 175 | | 1 | 0.0% |
| 180 | | 2 | 0.0% |
| 200 | | 4 | 0.1% |
| 210 | | 1 | 0.0% |
| 225 | | 1 | 0.0% |
| 240 | | 1 | 0.0% |
| 250 | | 3 | 0.1% |
| 270 | | 1 | 0.0% |
| 272 | | 1 | 0.0% |
| 275 | | 1 | 0.0% |
| 280 | | 1 | 0.0% |
| 300 | | 4 | 0.1% |
| 350 | | 1 | 0.0% |
| 360 | | 1 | 0.0% |
| 375 | | 2 | 0.0% |
| 400 | | 3 | 0.1% |
| 500 | | 5 | 0.1% |
| 540 | | 1 | 0.0% |
| 560 | | 1 | 0.0% |

c7_6_h: C7. Please itemize these expenses in terms of their amount or percentage.6. Shopping (8) 3C or electric appliances

| Value | Label | Cases | Percentage |
|-------|-------|-------|------------|
| 600 | | 4 | 0.1% |
| 700 | | 1 | 0.0% |
| 720 | | 1 | 0.0% |
| 780 | | 1 | 0.0% |
| 800 | | 5 | 0.1% |
| 900 | | 2 | 0.0% |
| 1000 | | 7 | 0.1% |
| 1125 | | 1 | 0.0% |
| 1155 | | 1 | 0.0% |
| 1200 | | 6 | 0.1% |
| 1250 | | 1 | 0.0% |
| 1313 | | 1 | 0.0% |
| 1360 | | 1 | 0.0% |
| 1440 | | 1 | 0.0% |
| 1500 | | 8 | 0.1% |
| 1520 | | 1 | 0.0% |
| 1600 | | 3 | 0.1% |
| 1760 | | 1 | 0.0% |
| 1800 | | 4 | 0.1% |
| 1920 | | 1 | 0.0% |
| 2000 | | 11 | 0.2% |
| 2100 | | 2 | 0.0% |
| 2250 | | 2 | 0.0% |
| 2400 | | 1 | 0.0% |
| 2500 | | 8 | 0.1% |
| 2600 | | 1 | 0.0% |
| 2750 | | 1 | 0.0% |
| 2880 | | 1 | 0.0% |
| 3000 | | 15 | 0.3% |
| 3120 | | 1 | 0.0% |
| 3150 | | 1 | 0.0% |
| 3200 | | 3 | 0.1% |
| 3250 | | 1 | 0.0% |
| 3500 | | 2 | 0.0% |
| 3550 | | 1 | 0.0% |
| 3600 | | 2 | 0.0% |
| 3800 | | 2 | 0.0% |
| 3840 | | 1 | 0.0% |
| 3900 | | 1 | 0.0% |
| 4000 | | 7 | 0.1% |
| 4200 | | 1 | 0.0% |
| 4400 | | 1 | 0.0% |
| 4750 | | 1 | 0.0% |
| 4800 | | 3 | 0.1% |

c7_6_h: C7. Please itemize these expenses in terms of their amount or percentage.6. Shopping (8) 3C or electric appliances

| Value | Label | Cases | Percentage |
|-------|-------|-------|------------|
| 5000 | | 7 | 0.1% |
| 5040 | | 1 | 0.0% |
| 6000 | | 2 | 0.0% |
| 6240 | | 1 | 0.0% |
| 6300 | | 1 | 0.0% |
| 6480 | | 1 | 0.0% |
| 7000 | | 3 | 0.1% |
| 7200 | | 2 | 0.0% |
| 7500 | | 1 | 0.0% |
| 7920 | | 1 | 0.0% |
| 8000 | | 3 | 0.1% |
| 8250 | | 1 | 0.0% |
| 9000 | | 4 | 0.1% |
| 9450 | | 2 | 0.0% |
| 10000 | | 9 | 0.2% |
| 10125 | | 1 | 0.0% |
| 10200 | | 1 | 0.0% |
| 10800 | | 2 | 0.0% |
| 11000 | | 1 | 0.0% |
| 11400 | | 1 | 0.0% |
| 12000 | | 4 | 0.1% |
| 12500 | | 1 | 0.0% |
| 13600 | | 1 | 0.0% |
| 14250 | | 1 | 0.0% |
| 15000 | | 2 | 0.0% |
| 15200 | | 1 | 0.0% |
| 15600 | | 1 | 0.0% |
| 15750 | | 1 | 0.0% |
| 16000 | | 1 | 0.0% |
| 17500 | | 1 | 0.0% |
| 18000 | | 2 | 0.0% |
| 20000 | | 4 | 0.1% |
| 20250 | | 1 | 0.0% |
| 22500 | | 1 | 0.0% |
| 28000 | | 1 | 0.0% |
| 30000 | | 3 | 0.1% |
| 31500 | | 1 | 0.0% |
| 36000 | | 1 | 0.0% |
| 45000 | | 2 | 0.0% |
| 48600 | | 1 | 0.0% |
| 50000 | | 3 | 0.1% |
| 56000 | | 1 | 0.0% |
| 60000 | | 2 | 0.0% |
| 64000 | | 1 | 0.0% |

c7_6_h: C7. Please itemize these expenses in terms of their amount or percentage.6. Shopping (8) 3C or electric appliances

| Value | Label | Cases | Percentage |
|---------|-------|-------|------------|
| 80000 | | 1 | 0.0% |
| 100000 | | 1 | 0.0% |
| 120000 | | 1 | 0.0% |
| 160000 | | 1 | 0.0% |
| 240000 | | 1 | 0.0% |
| Sysmiss | | 94 | |

Warning: these figures indicate the number of cases found in the data file. They cannot be interpreted as summary statistics of the population of interest.

c7_6_i: C7. Please itemize these expenses in terms of their amount or percentage.6. Shopping (9) Tea

| | |
|--------------------|--|
| Information | [Type= discrete] [Format=numeric] [Range= 0-2500000] [Missing=*] |
| Statistics [NW/ W] | [Valid=5412 /-] [Invalid=92 /-] |

| Value | Label | Cases | Percentage |
|-------|-------|-------|------------|
| 0 | | 4526 | 83.6% |
| 2 | | 1 | 0.0% |
| 10 | | 2 | 0.0% |
| 12 | | 1 | 0.0% |
| 15 | | 1 | 0.0% |
| 18 | | 1 | 0.0% |
| 19 | | 1 | 0.0% |
| 20 | | 2 | 0.0% |
| 23 | | 1 | 0.0% |
| 24 | | 1 | 0.0% |
| 30 | | 3 | 0.1% |
| 32 | | 1 | 0.0% |
| 34 | | 1 | 0.0% |
| 35 | | 2 | 0.0% |
| 38 | | 1 | 0.0% |
| 40 | | 3 | 0.1% |
| 42 | | 1 | 0.0% |
| 45 | | 1 | 0.0% |
| 50 | | 5 | 0.1% |
| 60 | | 1 | 0.0% |
| 64 | | 1 | 0.0% |
| 70 | | 1 | 0.0% |
| 72 | | 1 | 0.0% |
| 75 | | 4 | 0.1% |
| 80 | | 4 | 0.1% |
| 84 | | 1 | 0.0% |
| 95 | | 1 | 0.0% |
| 100 | | 3 | 0.1% |
| 105 | | 1 | 0.0% |
| 108 | | 1 | 0.0% |
| 113 | | 1 | 0.0% |
| 120 | | 3 | 0.1% |

c7_6_i: C7. Please itemize these expenses in terms of their amount or percentage.6. Shopping (9) Tea

| Value | Label | Cases | Percentage |
|-------|-------|-------|------------|
| 125 | | 2 | 0.0% |
| 140 | | 2 | 0.0% |
| 150 | | 5 | 0.1% |
| 160 | | 2 | 0.0% |
| 163 | | 1 | 0.0% |
| 170 | | 1 | 0.0% |
| 175 | | 1 | 0.0% |
| 180 | | 3 | 0.1% |
| 198 | | 1 | 0.0% |
| 200 | | 11 | 0.2% |
| 210 | | 1 | 0.0% |
| 240 | | 1 | 0.0% |
| 250 | | 6 | 0.1% |
| 260 | | 1 | 0.0% |
| 262 | | 1 | 0.0% |
| 270 | | 1 | 0.0% |
| 275 | | 1 | 0.0% |
| 280 | | 2 | 0.0% |
| 300 | | 7 | 0.1% |
| 325 | | 1 | 0.0% |
| 360 | | 4 | 0.1% |
| 371 | | 1 | 0.0% |
| 375 | | 2 | 0.0% |
| 400 | | 11 | 0.2% |
| 420 | | 1 | 0.0% |
| 450 | | 3 | 0.1% |
| 459 | | 1 | 0.0% |
| 480 | | 1 | 0.0% |
| 500 | | 19 | 0.4% |
| 510 | | 1 | 0.0% |
| 600 | | 13 | 0.2% |
| 650 | | 1 | 0.0% |
| 700 | | 4 | 0.1% |
| 750 | | 10 | 0.2% |
| 770 | | 1 | 0.0% |
| 800 | | 8 | 0.1% |
| 810 | | 1 | 0.0% |
| 825 | | 3 | 0.1% |
| 900 | | 9 | 0.2% |
| 960 | | 1 | 0.0% |
| 990 | | 1 | 0.0% |
| 1000 | | 36 | 0.7% |
| 1040 | | 1 | 0.0% |
| 1050 | | 1 | 0.0% |
| 1080 | | 1 | 0.0% |

c7_6_i: C7. Please itemize these expenses in terms of their amount or percentage.6. Shopping (9) Tea

| Value | Label | Cases | Percentage |
|-------|-------|-------|------------|
| 1100 | | 1 | 0.0% |
| 1200 | | 17 | 0.3% |
| 1250 | | 4 | 0.1% |
| 1300 | | 1 | 0.0% |
| 1350 | | 3 | 0.1% |
| 1375 | | 1 | 0.0% |
| 1460 | | 1 | 0.0% |
| 1470 | | 1 | 0.0% |
| 1500 | | 17 | 0.3% |
| 1575 | | 1 | 0.0% |
| 1600 | | 14 | 0.3% |
| 1700 | | 2 | 0.0% |
| 1750 | | 6 | 0.1% |
| 1800 | | 9 | 0.2% |
| 1900 | | 1 | 0.0% |
| 1980 | | 1 | 0.0% |
| 2000 | | 33 | 0.6% |
| 2100 | | 1 | 0.0% |
| 2160 | | 1 | 0.0% |
| 2240 | | 1 | 0.0% |
| 2250 | | 3 | 0.1% |
| 2300 | | 2 | 0.0% |
| 2400 | | 12 | 0.2% |
| 2450 | | 1 | 0.0% |
| 2500 | | 20 | 0.4% |
| 2520 | | 1 | 0.0% |
| 2700 | | 3 | 0.1% |
| 2800 | | 2 | 0.0% |
| 3000 | | 34 | 0.6% |
| 3200 | | 8 | 0.1% |
| 3250 | | 1 | 0.0% |
| 3333 | | 1 | 0.0% |
| 3500 | | 10 | 0.2% |
| 3600 | | 6 | 0.1% |
| 3800 | | 1 | 0.0% |
| 3840 | | 1 | 0.0% |
| 3920 | | 1 | 0.0% |
| 4000 | | 23 | 0.4% |
| 4200 | | 3 | 0.1% |
| 4250 | | 1 | 0.0% |
| 4500 | | 10 | 0.2% |
| 4800 | | 8 | 0.1% |
| 5000 | | 37 | 0.7% |
| 5400 | | 4 | 0.1% |
| 5500 | | 1 | 0.0% |

c7_6_i: C7. Please itemize these expenses in terms of their amount or percentage.6. Shopping (9) Tea

| Value | Label | Cases | Percentage |
|-------|-------|-------|------------|
| 5625 | | 1 | 0.0% |
| 5630 | | 1 | 0.0% |
| 6000 | | 33 | 0.6% |
| 6300 | | 1 | 0.0% |
| 6400 | | 1 | 0.0% |
| 6500 | | 1 | 0.0% |
| 6750 | | 3 | 0.1% |
| 7000 | | 8 | 0.1% |
| 7200 | | 3 | 0.1% |
| 7500 | | 7 | 0.1% |
| 7875 | | 1 | 0.0% |
| 8000 | | 15 | 0.3% |
| 8167 | | 1 | 0.0% |
| 8250 | | 1 | 0.0% |
| 8400 | | 5 | 0.1% |
| 8750 | | 1 | 0.0% |
| 9000 | | 15 | 0.3% |
| 9600 | | 6 | 0.1% |
| 9800 | | 1 | 0.0% |
| 10000 | | 35 | 0.6% |
| 10500 | | 3 | 0.1% |
| 10800 | | 4 | 0.1% |
| 11000 | | 1 | 0.0% |
| 11200 | | 1 | 0.0% |
| 11400 | | 1 | 0.0% |
| 12000 | | 17 | 0.3% |
| 12500 | | 5 | 0.1% |
| 12600 | | 2 | 0.0% |
| 13500 | | 5 | 0.1% |
| 14000 | | 8 | 0.1% |
| 14400 | | 2 | 0.0% |
| 15000 | | 22 | 0.4% |
| 16000 | | 2 | 0.0% |
| 16800 | | 1 | 0.0% |
| 17000 | | 1 | 0.0% |
| 17500 | | 3 | 0.1% |
| 18000 | | 6 | 0.1% |
| 19600 | | 1 | 0.0% |
| 20000 | | 12 | 0.2% |
| 21000 | | 3 | 0.1% |
| 21375 | | 1 | 0.0% |
| 22500 | | 1 | 0.0% |
| 23000 | | 1 | 0.0% |
| 23030 | | 1 | 0.0% |
| 24000 | | 2 | 0.0% |

c7_6_i: C7. Please itemize these expenses in terms of their amount or percentage.6. Shopping (9) Tea

| Value | Label | Cases | Percentage |
|---------|-------|-------|------------|
| 25000 | | 9 | 0.2% |
| 25600 | | 1 | 0.0% |
| 27500 | | 1 | 0.0% |
| 28000 | | 1 | 0.0% |
| 29000 | | 1 | 0.0% |
| 30000 | | 10 | 0.2% |
| 30600 | | 1 | 0.0% |
| 32000 | | 1 | 0.0% |
| 33500 | | 1 | 0.0% |
| 35000 | | 6 | 0.1% |
| 39000 | | 1 | 0.0% |
| 40000 | | 5 | 0.1% |
| 42000 | | 1 | 0.0% |
| 42500 | | 1 | 0.0% |
| 45000 | | 1 | 0.0% |
| 48000 | | 1 | 0.0% |
| 50000 | | 5 | 0.1% |
| 54000 | | 1 | 0.0% |
| 56000 | | 1 | 0.0% |
| 60000 | | 2 | 0.0% |
| 64800 | | 1 | 0.0% |
| 70000 | | 2 | 0.0% |
| 75000 | | 1 | 0.0% |
| 80000 | | 1 | 0.0% |
| 90000 | | 5 | 0.1% |
| 95000 | | 1 | 0.0% |
| 100000 | | 6 | 0.1% |
| 110000 | | 1 | 0.0% |
| 120000 | | 3 | 0.1% |
| 123750 | | 1 | 0.0% |
| 144000 | | 1 | 0.0% |
| 150000 | | 2 | 0.0% |
| 160000 | | 2 | 0.0% |
| 200000 | | 3 | 0.1% |
| 210000 | | 1 | 0.0% |
| 240000 | | 2 | 0.0% |
| 250000 | | 1 | 0.0% |
| 270000 | | 1 | 0.0% |
| 300000 | | 1 | 0.0% |
| 500000 | | 2 | 0.0% |
| 1000000 | | 1 | 0.0% |
| 1200000 | | 1 | 0.0% |
| 2500000 | | 1 | 0.0% |
| Sysmiss | | 92 | |

Warning: these figures indicate the number of cases found in the data file. They cannot be interpreted as summary statistics of the population of interest.

| # c7_6_j: C7. Please itemize these expenses in terms of their amount or percentage.6. Shopping(10) Other | | | |
|--|--|-------|------------|
| Information | [Type= discrete] [Format=numeric] [Range= 0-2000000] [Missing=*] | | |
| Statistics [NW/ W] | [Valid=5411 /-] [Invalid=93 /-] | | |
| Value | Label | Cases | Percentage |
| 0 | | 4997 | 92.3% |
| 9 | | 1 | 0.0% |
| 14 | | 1 | 0.0% |
| 20 | | 4 | 0.1% |
| 26 | | 1 | 0.0% |
| 27 | | 1 | 0.0% |
| 30 | | 1 | 0.0% |
| 48 | | 1 | 0.0% |
| 52 | | 1 | 0.0% |
| 54 | | 1 | 0.0% |
| 70 | | 3 | 0.1% |
| 72 | | 1 | 0.0% |
| 75 | | 2 | 0.0% |
| 78 | | 1 | 0.0% |
| 80 | | 3 | 0.1% |
| 100 | | 9 | 0.2% |
| 120 | | 5 | 0.1% |
| 125 | | 1 | 0.0% |
| 150 | | 8 | 0.1% |
| 160 | | 2 | 0.0% |
| 175 | | 1 | 0.0% |
| 180 | | 1 | 0.0% |
| 193 | | 1 | 0.0% |
| 200 | | 10 | 0.2% |
| 221 | | 1 | 0.0% |
| 225 | | 2 | 0.0% |
| 240 | | 5 | 0.1% |
| 250 | | 3 | 0.1% |
| 263 | | 1 | 0.0% |
| 264 | | 1 | 0.0% |
| 300 | | 8 | 0.1% |
| 320 | | 2 | 0.0% |
| 325 | | 1 | 0.0% |
| 338 | | 1 | 0.0% |
| 350 | | 1 | 0.0% |
| 360 | | 4 | 0.1% |
| 380 | | 2 | 0.0% |
| 400 | | 6 | 0.1% |
| 405 | | 1 | 0.0% |
| 412 | | 1 | 0.0% |
| 416 | | 1 | 0.0% |
| 420 | | 3 | 0.1% |
| 450 | | 3 | 0.1% |

c7_6_j: C7. Please itemize these expenses in terms of their amount or percentage.6. Shopping(10) Other

| Value | Label | Cases | Percentage |
|-------|-------|-------|------------|
| 480 | | 1 | 0.0% |
| 500 | | 13 | 0.2% |
| 540 | | 1 | 0.0% |
| 560 | | 1 | 0.0% |
| 600 | | 7 | 0.1% |
| 675 | | 1 | 0.0% |
| 700 | | 5 | 0.1% |
| 720 | | 1 | 0.0% |
| 750 | | 1 | 0.0% |
| 800 | | 2 | 0.0% |
| 825 | | 1 | 0.0% |
| 850 | | 1 | 0.0% |
| 900 | | 4 | 0.1% |
| 1000 | | 20 | 0.4% |
| 1080 | | 1 | 0.0% |
| 1120 | | 1 | 0.0% |
| 1125 | | 1 | 0.0% |
| 1160 | | 1 | 0.0% |
| 1200 | | 11 | 0.2% |
| 1250 | | 1 | 0.0% |
| 1260 | | 2 | 0.0% |
| 1400 | | 1 | 0.0% |
| 1440 | | 1 | 0.0% |
| 1470 | | 1 | 0.0% |
| 1500 | | 12 | 0.2% |
| 1530 | | 1 | 0.0% |
| 1600 | | 5 | 0.1% |
| 1750 | | 2 | 0.0% |
| 1755 | | 1 | 0.0% |
| 1800 | | 6 | 0.1% |
| 1900 | | 1 | 0.0% |
| 2000 | | 17 | 0.3% |
| 2100 | | 2 | 0.0% |
| 2160 | | 1 | 0.0% |
| 2370 | | 1 | 0.0% |
| 2400 | | 1 | 0.0% |
| 2500 | | 1 | 0.0% |
| 2520 | | 1 | 0.0% |
| 2560 | | 1 | 0.0% |
| 2600 | | 1 | 0.0% |
| 2700 | | 2 | 0.0% |
| 2800 | | 3 | 0.1% |
| 3000 | | 11 | 0.2% |
| 3100 | | 1 | 0.0% |
| 3200 | | 1 | 0.0% |

c7_6_j: C7. Please itemize these expenses in terms of their amount or percentage.6. Shopping(10) Other

| Value | Label | Cases | Percentage |
|-------|-------|-------|------------|
| 3600 | | 4 | 0.1% |
| 3900 | | 1 | 0.0% |
| 4000 | | 6 | 0.1% |
| 4050 | | 1 | 0.0% |
| 4125 | | 1 | 0.0% |
| 4400 | | 1 | 0.0% |
| 4500 | | 2 | 0.0% |
| 4800 | | 1 | 0.0% |
| 5000 | | 15 | 0.3% |
| 5040 | | 1 | 0.0% |
| 5250 | | 1 | 0.0% |
| 5600 | | 2 | 0.0% |
| 5625 | | 1 | 0.0% |
| 5700 | | 1 | 0.0% |
| 5850 | | 1 | 0.0% |
| 6000 | | 7 | 0.1% |
| 6300 | | 1 | 0.0% |
| 6400 | | 1 | 0.0% |
| 6750 | | 2 | 0.0% |
| 7000 | | 3 | 0.1% |
| 7500 | | 4 | 0.1% |
| 8190 | | 1 | 0.0% |
| 9000 | | 1 | 0.0% |
| 10000 | | 12 | 0.2% |
| 10125 | | 1 | 0.0% |
| 10200 | | 1 | 0.0% |
| 10500 | | 1 | 0.0% |
| 10800 | | 1 | 0.0% |
| 11000 | | 1 | 0.0% |
| 11200 | | 1 | 0.0% |
| 11400 | | 1 | 0.0% |
| 12000 | | 3 | 0.1% |
| 12500 | | 3 | 0.1% |
| 12800 | | 1 | 0.0% |
| 13500 | | 1 | 0.0% |
| 14000 | | 1 | 0.0% |
| 15000 | | 6 | 0.1% |
| 16000 | | 2 | 0.0% |
| 16250 | | 1 | 0.0% |
| 16800 | | 1 | 0.0% |
| 17500 | | 1 | 0.0% |
| 20000 | | 7 | 0.1% |
| 22500 | | 1 | 0.0% |
| 24000 | | 3 | 0.1% |
| 25000 | | 7 | 0.1% |

c7_6_j: C7. Please itemize these expenses in terms of their amount or percentage.6. Shopping(10) Other

| Value | Label | Cases | Percentage |
|---------|-------|-------|------------|
| 25500 | | 1 | 0.0% |
| 26000 | | 1 | 0.0% |
| 26250 | | 1 | 0.0% |
| 28000 | | 1 | 0.0% |
| 30000 | | 2 | 0.0% |
| 32000 | | 1 | 0.0% |
| 32500 | | 1 | 0.0% |
| 33600 | | 1 | 0.0% |
| 36000 | | 1 | 0.0% |
| 39000 | | 1 | 0.0% |
| 40000 | | 1 | 0.0% |
| 45000 | | 1 | 0.0% |
| 46000 | | 1 | 0.0% |
| 47000 | | 1 | 0.0% |
| 50000 | | 4 | 0.1% |
| 52500 | | 1 | 0.0% |
| 60000 | | 2 | 0.0% |
| 65000 | | 1 | 0.0% |
| 74250 | | 1 | 0.0% |
| 75000 | | 1 | 0.0% |
| 80000 | | 1 | 0.0% |
| 90000 | | 1 | 0.0% |
| 96000 | | 1 | 0.0% |
| 98000 | | 2 | 0.0% |
| 100000 | | 2 | 0.0% |
| 120000 | | 1 | 0.0% |
| 148000 | | 1 | 0.0% |
| 180000 | | 1 | 0.0% |
| 200000 | | 1 | 0.0% |
| 800000 | | 1 | 0.0% |
| 1980000 | | 1 | 0.0% |
| 2000000 | | 1 | 0.0% |
| Sysmiss | | 93 | |

Warning: these figures indicate the number of cases found in the data file. They cannot be interpreted as summary statistics of the population of interest.

c8: C8. Did you claim a tax refund prior to departure?

| Information | [Type= discrete] [Format=numeric] [Range= 1-2] [Missing=*] | | |
|--------------------|--|-------|------------|
| Statistics [NW/ W] | [Valid=5504 /-] [Invalid=0 /-] | | |
| Value | Label | Cases | Percentage |
| 1 | Yes. (go to C9.) | 357 | 6.5% |
| 2 | No.(go to section D.) | 5147 | 93.5% |

Warning: these figures indicate the number of cases found in the data file. They cannot be interpreted as summary statistics of the population of interest.

c9: C9. Were the refund procedures easy to follow and convenient?

| | | | |
|--------------------|--|--|--|
| Information | [Type= discrete] [Format=numeric] [Range= 1-2] [Missing=*] | | |
| Statistics [NW/ W] | [Valid=357 /-] [Invalid=5147 /-] | | |

| # c9: C9. Were the refund procedures easy to follow and convenient? | | | |
|---|--|-------|------------------------------|
| Value | Label | Cases | Percentage |
| 1 | Yes | 271 | <div><div></div></div> 75.9% |
| 2 | No | 86 | <div><div></div></div> 24.1% |
| Sysmiss | | 5147 | |
| Warning: these figures indicate the number of cases found in the data file. They cannot be interpreted as summary statistics of the population of interest. | | | |
| # d1_1: D1. Please check all activities that you have attended during your stay in Taiwan.(1)Outdoor recreation(choice multiple) | | | |
| Information | [Type= discrete] [Format=numeric] [Range= 0-1] [Missing=*] | | |
| Statistics [NW/ W] | [Valid=5504 /-] [Invalid=0 /-] | | |
| Value | Label | Cases | Percentage |
| 0 | No | 4715 | <div><div></div></div> 85.7% |
| 1 | Yes | 789 | <div><div></div></div> 14.3% |
| Warning: these figures indicate the number of cases found in the data file. They cannot be interpreted as summary statistics of the population of interest. | | | |
| # d1_2: D1. Please check all activities that you have attended during your stay in Taiwan.(2)Golfing(choice multiple) | | | |
| Information | [Type= discrete] [Format=numeric] [Range= 0-1] [Missing=*] | | |
| Statistics [NW/ W] | [Valid=5504 /-] [Invalid=0 /-] | | |
| Value | Label | Cases | Percentage |
| 0 | No | 5383 | <div><div></div></div> 97.8% |
| 1 | Yes | 121 | <div><div></div></div> 2.2% |
| Warning: these figures indicate the number of cases found in the data file. They cannot be interpreted as summary statistics of the population of interest. | | | |
| # d1_3: D1. Please check all activities that you have attended during your stay in Taiwan.(3)Hot spring soaking(choice multiple) | | | |
| Information | [Type= discrete] [Format=numeric] [Range= 0-1] [Missing=*] | | |
| Statistics [NW/ W] | [Valid=5504 /-] [Invalid=0 /-] | | |
| Value | Label | Cases | Percentage |
| 0 | No | 4743 | <div><div></div></div> 86.2% |
| 1 | Yes | 761 | <div><div></div></div> 13.8% |
| Warning: these figures indicate the number of cases found in the data file. They cannot be interpreted as summary statistics of the population of interest. | | | |
| # d1_4: D1. Please check all activities that you have attended during your stay in Taiwan.(4)Shopping(choice multiple) | | | |
| Information | [Type= discrete] [Format=numeric] [Range= 0-1] [Missing=*] | | |
| Statistics [NW/ W] | [Valid=5504 /-] [Invalid=0 /-] | | |
| Value | Label | Cases | Percentage |
| 0 | No | 1249 | <div><div></div></div> 22.7% |
| 1 | Yes | 4255 | <div><div></div></div> 77.3% |
| Warning: these figures indicate the number of cases found in the data file. They cannot be interpreted as summary statistics of the population of interest. | | | |
| # d1_5: D1. Please check all activities that you have attended during your stay in Taiwan.(5)Historical relics sightseeing(choice multiple) | | | |
| Information | [Type= discrete] [Format=numeric] [Range= 0-1] [Missing=*] | | |
| Statistics [NW/ W] | [Valid=5504 /-] [Invalid=0 /-] | | |
| Value | Label | Cases | Percentage |
| 0 | No | 3109 | <div><div></div></div> 56.5% |
| 1 | Yes | 2395 | <div><div></div></div> 43.5% |
| Warning: these figures indicate the number of cases found in the data file. They cannot be interpreted as summary statistics of the population of interest. | | | |

d1_6: D1. Please check all activities that you have attended during your stay in Taiwan.(6)Taking wedding or salon shots(choice multiple)

| | | | |
|---|--|-------|-------------------|
| Information | [Type= discrete] [Format=numeric] [Range= 0-1] [Missing=*] | | |
| Statistics [NW/ W] | [Valid=5504 /-] [Invalid=0 /-] | | |
| Value | Label | Cases | Percentage |
| 0 | No | 5449 | <div></div> 99.0% |
| 1 | Yes | 55 | <div></div> 1.0% |
| Warning: these figures indicate the number of cases found in the data file. They cannot be interpreted as summary statistics of the population of interest. | | | |

d1_7: D1. Please check all activities that you have attended during your stay in Taiwan.(7)Skin care treatment or manicure nail art(choice multiple)

| | | | |
|---|--|-------|-------------------|
| Information | [Type= discrete] [Format=numeric] [Range= 0-1] [Missing=*] | | |
| Statistics [NW/ W] | [Valid=5504 /-] [Invalid=0 /-] | | |
| Value | Label | Cases | Percentage |
| 0 | No | 5426 | <div></div> 98.6% |
| 1 | Yes | 78 | <div></div> 1.4% |
| Warning: these figures indicate the number of cases found in the data file. They cannot be interpreted as summary statistics of the population of interest. | | | |

d1_8: D1. Please check all activities that you have attended during your stay in Taiwan.(8)Massage or acupressure(choice multiple)

| | | | |
|---|--|-------|-------------------|
| Information | [Type= discrete] [Format=numeric] [Range= 0-1] [Missing=*] | | |
| Statistics [NW/ W] | [Valid=5504 /-] [Invalid=0 /-] | | |
| Value | Label | Cases | Percentage |
| 0 | No | 4864 | <div></div> 88.4% |
| 1 | Yes | 640 | <div></div> 11.6% |
| Warning: these figures indicate the number of cases found in the data file. They cannot be interpreted as summary statistics of the population of interest. | | | |

d1_9: D1. Please check all activities that you have attended during your stay in Taiwan.(9)Karaoke or K.T.V.(choice multiple)

| | | | |
|---|--|-------|-------------------|
| Information | [Type= discrete] [Format=numeric] [Range= 0-1] [Missing=*] | | |
| Statistics [NW/ W] | [Valid=5504 /-] [Invalid=0 /-] | | |
| Value | Label | Cases | Percentage |
| 0 | No | 5239 | <div></div> 95.2% |
| 1 | Yes | 265 | <div></div> 4.8% |
| Warning: these figures indicate the number of cases found in the data file. They cannot be interpreted as summary statistics of the population of interest. | | | |

d1_10: D1. Please check all activities that you have attended during your stay in Taiwan.(10)Pubs or night clubs(choice multiple)

| | | | |
|---|--|-------|-------------------|
| Information | [Type= discrete] [Format=numeric] [Range= 0-1] [Missing=*] | | |
| Statistics [NW/ W] | [Valid=5504 /-] [Invalid=0 /-] | | |
| Value | Label | Cases | Percentage |
| 0 | No | 5103 | <div></div> 92.7% |
| 1 | Yes | 401 | <div></div> 7.3% |
| Warning: these figures indicate the number of cases found in the data file. They cannot be interpreted as summary statistics of the population of interest. | | | |

d1_11: D1. Please check all activities that you have attended during your stay in Taiwan.(11)Exhibitions(choice multiple)

| | | | |
|--------------------|--|--|--|
| Information | [Type= discrete] [Format=numeric] [Range= 0-1] [Missing=*] | | |
| Statistics [NW/ W] | [Valid=5504 /-] [Invalid=0 /-] | | |

d1_11: D1. Please check all activities that you have attended during your stay in Taiwan.(11)Exhibitions(choice multiple)

| Value | Label | Cases | Percentage |
|-------|-------|-------|-------------------|
| 0 | No | 4188 | <div></div> 76.1% |
| 1 | Yes | 1316 | <div></div> 23.9% |

Warning: these figures indicate the number of cases found in the data file. They cannot be interpreted as summary statistics of the population of interest.

d1_12: D1. Please check all activities that you have attended during your stay in Taiwan.(12)Local festival activities(choice multiple)

| | |
|--------------------|--|
| Information | [Type= discrete] [Format=numeric] [Range= 0-1] [Missing=*] |
| Statistics [NW/ W] | [Valid=5504 /-] [Invalid=0 /-] |

| Value | Label | Cases | Percentage |
|-------|-------|-------|-------------------|
| 0 | No | 5414 | <div></div> 98.4% |
| 1 | Yes | 90 | <div></div> 1.6% |

Warning: these figures indicate the number of cases found in the data file. They cannot be interpreted as summary statistics of the population of interest.

d1_13: D1. Please check all activities that you have attended during your stay in Taiwan.(13)Cultural events(choice multiple)

| | |
|--------------------|--|
| Information | [Type= discrete] [Format=numeric] [Range= 0-1] [Missing=*] |
| Statistics [NW/ W] | [Valid=5504 /-] [Invalid=0 /-] |

| Value | Label | Cases | Percentage |
|-------|-------|-------|-------------------|
| 0 | No | 5304 | <div></div> 96.4% |
| 1 | Yes | 200 | <div></div> 3.6% |

Warning: these figures indicate the number of cases found in the data file. They cannot be interpreted as summary statistics of the population of interest.

d1_14: D1. Please check all activities that you have attended during your stay in Taiwan.(14)SPA, sauna(choice multiple)

| | |
|--------------------|--|
| Information | [Type= discrete] [Format=numeric] [Range= 0-1] [Missing=*] |
| Statistics [NW/ W] | [Valid=5504 /-] [Invalid=0 /-] |

| Value | Label | Cases | Percentage |
|-------|-------|-------|-------------------|
| 0 | No | 5322 | <div></div> 96.7% |
| 1 | Yes | 182 | <div></div> 3.3% |

Warning: these figures indicate the number of cases found in the data file. They cannot be interpreted as summary statistics of the population of interest.

d1_15: D1. Please check all activities that you have attended during your stay in Taiwan.(15)Night market(choice multiple)

| | |
|--------------------|--|
| Information | [Type= discrete] [Format=numeric] [Range= 0-1] [Missing=*] |
| Statistics [NW/ W] | [Valid=5504 /-] [Invalid=0 /-] |

| Value | Label | Cases | Percentage |
|-------|-------|-------|-------------------|
| 0 | No | 2052 | <div></div> 37.3% |
| 1 | Yes | 3452 | <div></div> 62.7% |

Warning: these figures indicate the number of cases found in the data file. They cannot be interpreted as summary statistics of the population of interest.

d1_16: D1. Please check all activities that you have attended during your stay in Taiwan.(16)Lake tour(choice multiple)

| | |
|--------------------|--|
| Information | [Type= discrete] [Format=numeric] [Range= 0-1] [Missing=*] |
| Statistics [NW/ W] | [Valid=5504 /-] [Invalid=0 /-] |

| Value | Label | Cases | Percentage |
|-------|-------|-------|-------------------|
| 0 | No | 4896 | <div></div> 89.0% |

| # d1_16: D1. Please check all activities that you have attended during your stay in Taiwan.(16)Lake tour(choice multiple) | | | |
|---|--|-------|------------------------------|
| Value | Label | Cases | Percentage |
| 1 | Yes | 608 | <div><div></div></div> 11.0% |
| Warning: these figures indicate the number of cases found in the data file. They cannot be interpreted as summary statistics of the population of interest. | | | |
| # d1_17: D1. Please check all activities that you have attended during your stay in Taiwan.(17)Theme park(choice multiple) | | | |
| Information | [Type= discrete] [Format=numeric] [Range= 0-1] [Missing=*] | | |
| Statistics [NW/ W] | [Valid=5504 /-] [Invalid=0 /-] | | |
| Value | Label | Cases | Percentage |
| 0 | No | 5259 | <div><div></div></div> 95.5% |
| 1 | Yes | 245 | <div><div></div></div> 4.5% |
| Warning: these figures indicate the number of cases found in the data file. They cannot be interpreted as summary statistics of the population of interest. | | | |
| # d1_18: D1. Please check all activities that you have attended during your stay in Taiwan.(18)Other(choice multiple) | | | |
| Information | [Type= discrete] [Format=numeric] [Range= 0-1] [Missing=*] | | |
| Statistics [NW/ W] | [Valid=5504 /-] [Invalid=0 /-] | | |
| Value | Label | Cases | Percentage |
| 0 | No | 5488 | <div><div></div></div> 99.7% |
| 1 | Yes | 16 | <div><div></div></div> 0.3% |
| Warning: these figures indicate the number of cases found in the data file. They cannot be interpreted as summary statistics of the population of interest. | | | |
| # d2_1: D2. What tourist spots have you visited on this trip?spot1 | | | |
| Information | [Type= discrete] [Format=numeric] [Range= 1-626] [Missing=*] | | |
| Statistics [NW/ W] | [Valid=4591 /-] [Invalid=913 /-] | | |
| Value | Label | Cases | Percentage |
| 1 | Taipei City | 0 | |
| 2 | Chiang Kaishek Memorial Hall | 155 | <div><div></div></div> 3.4% |
| 3 | National Palace Museum | 206 | <div><div></div></div> 4.5% |
| 4 | Other Night Markets in Taipei City | 1 | <div><div></div></div> 0.0% |
| 5 | Long Shan Temple | 28 | <div><div></div></div> 0.6% |
| 6 | Taipe Martyr's Shrine | 5 | <div><div></div></div> 0.1% |
| 7 | Yangmingshan National Park | 30 | <div><div></div></div> 0.7% |
| 8 | Dihua Street Night Market | 14 | <div><div></div></div> 0.3% |
| 9 | Chinese Culture & Movie Center | 0 | |
| 10 | National Taiwan College of Performing Arts | 0 | |
| 11 | Tienmu | 0 | |
| 12 | The Estern Districtic of Taipei | 58 | <div><div></div></div> 1.3% |
| 13 | Sun Yatsen Memorail Hall | 4 | <div><div></div></div> 0.1% |
| 14 | Mucha Maokong | 4 | <div><div></div></div> 0.1% |
| 15 | Taipei Zoo | 1 | <div><div></div></div> 0.0% |
| 16 | Jou Fen | 43 | <div><div></div></div> 0.9% |
| 17 | Xiemending | 21 | <div><div></div></div> 0.5% |
| 18 | Yehliu Ocean World | 0 | |
| 19 | Coastline park | 0 | |
| 20 | Taipei Botanical Garden | 0 | |
| 21 | Hsing Tian Kong (Xingtian Temple) | 1 | <div><div></div></div> 0.0% |

d2_1: D2. What tourist spots have you visited on this trip?spot1

| Value | Label | Cases | Percentage |
|-------|--|-------|-------------------|
| 22 | Yangmingshuwu | 0 | |
| 23 | Taipei 101 | 207 | <div></div> 4.5% |
| 24 | Taipei Fine Art Museum | 0 | |
| 25 | National Museum of History | 2 | 0.0% |
| 26 | National Taiwan Science Education Center | 1 | 0.0% |
| 27 | Taipei zoo | 0 | |
| 28 | Taipei Children's Recreation Center | 1 | 0.0% |
| 29 | Taipei Astronomical Museum | 0 | |
| 30 | Taipei Children's Museum of Transportation and Communication | 0 | |
| 31 | Chiang Kaishek's Shihlin Residence | 1 | 0.0% |
| 32 | National Museum of Marine Biology & Aquarium | 0 | |
| 33 | The Observatory of Shin Kong Life Tower | 0 | |
| 34 | Shilin Night Market | 2110 | <div></div> 46.0% |
| 35 | Huaxi Street (Snake Alley) Night Market | 293 | <div></div> 6.4% |
| 36 | Raohe Street Night Market | 55 | <div></div> 1.2% |
| 37 | Office of the President Republic of China (Taiwan) | 0 | |
| 38 | National Taiwan Arts Education Center | 0 | |
| 39 | 228 Peace Memorial Park | 3 | 0.1% |
| 40 | Yuanshan | 1 | 0.0% |
| 41 | Taipei Matro Mall | 0 | |
| 42 | Juming Museum | 3 | 0.1% |
| 43 | Beitou | 11 | 0.2% |
| 44 | Qing Shui Zu shi temple | 0 | |
| 45 | Lin An Tai Historical House & Museum | 0 | |
| 46 | Shung Ye Museum of Formosan Aborigines | 0 | |
| 47 | Taipei Main Station Shopping Area | 3 | 0.1% |
| 48 | Shung Ye Museum of Formosan Aborigines (Taipei) | 0 | |
| 49 | Miniatures Museum of Taiwan (Taipei) | 1 | 0.0% |
| 50 | Jianguo Flower and Jade Market | 1 | 0.0% |
| 51 | Beitou Museum | 1 | 0.0% |
| 52 | Matilda Resort | 0 | |
| 53 | Neptune Resort | 0 | |
| 54 | Yehliu | 3 | 0.1% |
| 55 | Shihmen (Stone) Arch | 0 | |
| 56 | Tiaoshih Coast / Jump-stone Coast | 0 | |
| 57 | Jinshan Hot-Spring Gym Pool | 0 | |
| 58 | New Jinshan Beach | 1 | 0.0% |
| 59 | Green Bay Beach | 0 | |
| 60 | Guanyinshan | 1 | 0.0% |
| 61 | Lailai Rock Fishing ?Area | 0 | |
| 62 | Shida Night Market | 39 | <div></div> 0.8% |
| 63 | Pinglin Tea Museum | 0 | |
| 64 | Yingge Ceramics Museum | 0 | |
| 65 | Wulai | 8 | 0.2% |
| 66 | Shihfen Waterfall | 1 | 0.0% |

| # d2_1: D2. What tourist spots have you visited on this trip?spot1 | | | |
|--|--|-------|------------|
| Value | Label | Cases | Percentage |
| 67 | Butian Lake | 0 | |
| 68 | Manyueyuan National Forest Recreation Area | 0 | |
| 69 | Neidong National Forest Recreation Area | 0 | |
| 70 | Formosa Fun Coast | 0 | |
| 71 | Lele Valley Springs | 0 | |
| 72 | Yun Hsien Resort | 0 | |
| 73 | Bitou Harbor Service Area | 0 | |
| 74 | Longdongwan Coast Park | 0 | |
| 75 | Longdong South Ocean Park | 0 | |
| 76 | Fulong beach (including Fulong Visitor Center) | 1 | 0.0% |
| 77 | Longmen Camp Site | 0 | |
| 78 | Yanliao Beach Park | 0 | |
| 79 | Sandiaojiang Cape Lighthouse | 0 | |
| 80 | the Lin Family Mans | 0 | |
| 81 | Tamsui | 16 | 0.3% |
| 82 | Fort San Domingo | 0 | |
| 83 | Linkou | 0 | |
| 84 | Shihcheng Service Are | 0 | |
| 85 | The North Coast Tourist Routes | 2 | 0.0% |
| 86 | The Lanyang Northern Cross Tourist Routes | 0 | |
| 87 | The Northeast Coast National Scenic Area | 0 | |
| 88 | Keelung City | 0 | |
| 89 | Dawulun Gun Emplacement | 0 | |
| 90 | The Northeast Coastal Scenic Area | 4 | 0.1% |
| 91 | Jhongjhrng Park | 0 | |
| 92 | Valentine Lake Park | 0 | |
| 93 | East Canyon | 0 | |
| 94 | Sento Park | 0 | |
| 95 | Badou Zi Coastal Park | 0 | |
| 96 | Hepingdao Seashore Park | 0 | |
| 97 | Taoyuan County | 0 | |
| 98 | Shihmen Reservoir | 0 | |
| 99 | Window on China Theme Park | 2 | 0.0% |
| 100 | Chung Cheng Aviation Museum | 0 | |
| 101 | Siaowulai Scenic Area | 0 | |
| 102 | Dongyanshan National Forest Recreation Area | 0 | |
| 103 | Lalashan Forest Reserve | 0 | |
| 104 | Wei Chuan Pushin Ranch | 0 | |
| 105 | Dragonball Bay | 0 | |
| 106 | Hsinchu City | 0 | |
| 107 | Leofoo Village Theme Park | 2 | 0.0% |
| 108 | Golden Bird Oceanic Park | 0 | |
| 109 | Little Ding-Dong Science Park | 0 | |
| 110 | Wanjui Forest Recreational Area | 0 | |
| 111 | Dasheng Amusement Park | 0 | |

d2_1: D2. What tourist spots have you visited on this trip?spot1

| Value | Label | Cases | Percentage |
|-------|--|-------|------------|
| 112 | Qingquan Hot? Spring | 0 | |
| 113 | Ku Chi Peak | 0 | |
| 114 | Miaoli County | 0 | |
| 115 | Tri-Mountain National Scenic Area | 0 | |
| 116 | Lion's Head Mountain Scenic Area | 1 | 0.0% |
| 117 | Kuanwu Cottage,? Shei-Pa National Park | 0 | |
| 118 | Mingde Reservoir | 0 | |
| 119 | Qiding Beach Resort | 0 | |
| 120 | Tongxiao Beach Resort | 0 | |
| 121 | Shangri-La Amusement Park | 0 | |
| 122 | New China City Amusement World | 0 | |
| 123 | Sanyi Wood Sculpture Museum | 1 | 0.0% |
| 124 | West Lake Resortopia | 0 | |
| 125 | Evergreen Valley Forest Amusement | 0 | |
| 126 | Taoyuan, Hsinchu and Miaoli Tourist Routes | 0 | |
| 127 | Taichung City | 0 | |
| 128 | National Museum of Natural Science | 5 | 0.1% |
| 129 | Encore Garden | 1 | 0.0% |
| 130 | Dungshr Forest Farm | 0 | |
| 131 | Dasyueshan National Forest Recreation Area | 0 | |
| 132 | Taiwan Studio City | 0 | |
| 133 | Lishan Recreation Area | 0 | |
| 134 | Shei-pa National Park | 0 | |
| 136 | Wuling National Forest Recreation Area | 1 | 0.0% |
| 137 | Fushoushan Farm | 0 | |
| 138 | Tiehchenshan Mountain Recreation Area | 0 | |
| 139 | Basianshan National Forest Recreation Area | 0 | |
| 140 | Dasyueshan National Forest Recreation Area | 0 | |
| 141 | Daan Beach | 0 | |
| 142 | The Ryukoku natural amusement park | 0 | |
| 143 | Yamay Resort | 0 | |
| 144 | Tungshan Amusement Park | 0 | |
| 145 | Nantou County | 0 | |
| 146 | Sitou Forest Recreation Area | 2 | 0.0% |
| 147 | Sun Link Sea Forest Recreation Area | 0 | |
| 148 | Formosan Aboriginal Culture Village | 0 | |
| 149 | Atayal Village | 0 | |
| 150 | The Sunmoonlake Scenic Area | 26 | 0.6% |
| 151 | Cingjing Farm | 4 | 0.1% |
| 152 | Wushe Scenic Area | 0 | |
| 153 | Hehuanshan National Forest Recreation Area | 1 | 0.0% |
| 154 | Yushan National Park | 2 | 0.0% |
| 155 | Tataka Recreation Area | 0 | |
| 156 | Sun Moon Lake Tourist Routes | 0 | |
| 157 | Panshan Battle Trenches | 0 | |

d2_1: D2. What tourist spots have you visited on this trip?spot1

| Value | Label | Cases | Percentage |
|-------|--|-------|------------|
| 158 | Chung-Tai Buddhist Temple | 1 | 0.0% |
| 159 | Shoutian Temple | 0 | |
| 160 | Cihu (Kinmen) | 0 | |
| 161 | Phoenix Valley Bird Park | 0 | |
| 162 | Taiwan Endemic Species Research Institute | 0 | |
| 163 | Dakuanshan Nature Reserve | 0 | |
| 164 | Dongpu Hot Spring | 1 | 0.0% |
| 165 | Aowanda National Forest Recreation Area | 0 | |
| 166 | Huisun Forest Recreation Area | 0 | |
| 167 | Laiji | 0 | |
| 168 | Hehuanshan National Forest Recreation Area | 0 | |
| 169 | Changhua County | 0 | |
| 170 | Lugang Folk Arts Museum | 1 | 0.0% |
| 171 | Taiwan Folk Village | 0 | |
| 172 | Songboling Forest Park | 0 | |
| 173 | Hu Shan Yan | 0 | |
| 174 | The new Baiguoshan Amusement | 0 | |
| 175 | Chingshuiyan Scout Camp | 0 | |
| 176 | ?Tienchung Forest Park | 0 | |
| 177 | The Great Buddha Sculpture | 1 | 0.0% |
| 178 | Longshan Temple, Lugang | 1 | 0.0% |
| 179 | Confucius Temple, Chunghua | 0 | |
| 180 | Yunlin County | 0 | |
| 181 | Southwest Coast Tourism Routes | 0 | |
| 182 | Southwest Coast Scenic Area | 0 | |
| 183 | JanFuSun Fancyworld | 0 | |
| 184 | Tsaoling | 0 | |
| 185 | San Tiao Lun? Beach ?Park | 0 | |
| 186 | BeiGang ChaoTian Temple | 1 | 0.0% |
| 187 | Chiayi County | 0 | |
| 188 | Lijia | 0 | |
| 189 | Alishan National Scenic Area | 13 | 0.3% |
| 190 | Shou Shan | 0 | |
| 191 | Alishan Tourism Routes | 0 | |
| 192 | Danayigu | 0 | |
| 193 | Fengshan Ecology Garden | 0 | |
| 194 | Guanyin Waterfall Scenic Area | 0 | |
| 195 | China Folk-Custom Village | 0 | |
| 196 | Big Chiayi Theme Park | 0 | |
| 197 | Chiayi Farm Ecological Resort | 0 | |
| 198 | Ren-Yi Tan | 0 | |
| 199 | Lantan | 0 | |
| 200 | Tainan City | 0 | |
| 201 | Chihkan Tower | 4 | 0.1% |
| 202 | Old Fort of Anping (Fort Zeelandia) | 6 | 0.1% |

| # d2_1: D2. What tourist spots have you visited on this trip?spot1 | | | |
|--|--|-------|------------|
| Value | Label | Cases | Percentage |
| 203 | Wu Shan Tou Reservoir | 0 | |
| 204 | Anping Port National Historical Scenic Area | 0 | |
| 205 | The Jianshan Pi Reservoir Scenic Area | 0 | |
| 206 | Zengwun Dam | 1 | 0.0% |
| 207 | Coral Lake | 0 | |
| 208 | Guan Zih Ling | 3 | 0.1% |
| 209 | Hutoubei Scenic Area | 1 | 0.0% |
| 210 | Tsou-Ma-Lai Farm | 0 | |
| 211 | Leopard King Safari Zoo | 1 | 0.0% |
| 212 | Mashagou Seafront Beach ?Park | 1 | 0.0% |
| 213 | Woozland | 0 | |
| 214 | Daitianfu Temple, Madou | 0 | |
| 215 | Daitianfu Temple, Nankunshen | 0 | |
| 216 | Koxinga Shrine | 0 | |
| 217 | Eternal Fortress | 0 | |
| 218 | Confucius Temple, Tainan | 1 | 0.0% |
| 219 | War God Temple | 0 | |
| 220 | Five Concubines Temple | 0 | |
| 221 | Great Empress of Heaven Temple | 2 | 0.0% |
| 222 | Kaohsiung City | 0 | |
| 223 | Spring Autumn Pavilions in Zuoying | 0 | |
| 224 | Chengching Lake | 9 | 0.2% |
| 225 | Foguangshan | 7 | 0.2% |
| 226 | Maolin Scenic Area (including Lovers' Valley and Duona Sprin | 0 | |
| 227 | Kaohsiung-Pingtung the Foothills Tourism Routes (Including K | 0 | |
| 228 | Meishan Visitor Center | 0 | |
| 229 | Shoushan Zoo | 3 | 0.1% |
| 230 | Kaohsiung Historic Museum | 3 | 0.1% |
| 231 | Cijin Seashore Park | 6 | 0.1% |
| 232 | Lotus Pond | 3 | 0.1% |
| 233 | National Science and Technology Museum | 2 | 0.0% |
| 234 | Kaoshiung Museum of Fine Arts | 4 | 0.1% |
| 235 | Kaohsiung Museum of History | 1 | 0.0% |
| 236 | Pingtung Farm | 0 | |
| 238 | Tengjhih National Forest Recreation Area | 0 | |
| 239 | Cijin Beach ?Park | 1 | 0.0% |
| 240 | Blue Lagoon Water Park | 2 | 0.0% |
| 241 | Grand World InternationalVillage | 0 | |
| 242 | Boalai, Bulao Hot Springs | 1 | 0.0% |
| 243 | ?Former Sinwei Tree?Nursery | 0 | |
| 244 | Eighteen Arhats Mountain Area | 0 | |
| 245 | Bridge Recreation Area | 0 | |
| 246 | Bang Abdominal Creek Recreation Areas | 0 | |
| 247 | Pingtung County | 0 | |
| 248 | Kenting National Park | 30 | 0.7% |

d2_1: D2. What tourist spots have you visited on this trip?spot1

| Value | Label | Cases | Percentage |
|-------|--|-------|------------|
| 249 | Jiaosi | 3 | 0.1% |
| 250 | Eluanbi Park | 1 | 0.0% |
| 251 | Maobitou Park | 0 | |
| 252 | Kenting National Forest Recreation Area | 0 | |
| 253 | Kenting Space Port | 0 | |
| 254 | Jialeshuei Scenic Area | 1 | 0.0% |
| 255 | Sheding Nature Park | 0 | |
| 256 | Nanwan Beach Recreation Area | 1 | 0.0% |
| 257 | Shiaowan Beach Recreation Area | 0 | |
| 258 | The Sisal Industry History Monument | 0 | |
| 259 | Longluan Lake Nature Center | 0 | |
| 260 | Shadao Shell Beach Exhibition Hall | 0 | |
| 261 | National Museum of Marine Biology & Aquarium | 2 | 0.0% |
| 262 | Hengchun Peninsula Tourist Routes | 0 | |
| 263 | Dapeng Bay National Scenic Area | 0 | |
| 264 | Liuqiu (Shiaoliuqiu) | 1 | 0.0% |
| 265 | Shiaoliuqiu Tourism Diving Boat | 0 | |
| 266 | Holiday Theme Park | 0 | |
| 267 | Jiliang Mountain Tourist Routes (Including Hualien, Yilan, T | 0 | |
| 268 | Taiwan Aboriginal Culture Park | 0 | |
| 269 | Shuangliou National Forest Recreation Area | 0 | |
| 270 | Kenting Beach | 2 | 0.0% |
| 271 | Yilan County | 0 | |
| 272 | Tung Shan Science Area | 1 | 0.0% |
| 273 | Dahu | 0 | |
| 274 | Wufengqi Scenic Area | 0 | |
| 275 | Meihua Lake | 0 | |
| 276 | Longtan Lake | 0 | |
| 277 | Taipingshan National Forest Recreation Area | 0 | |
| 278 | Cilan Forest Recreation Area | 0 | |
| 279 | Mingchih Forest Recreation Area | 0 | |
| 280 | Toucheng Beach | 0 | |
| 281 | Chilan Forest Playground | 0 | |
| 282 | Dali Visitor Center | 0 | |
| 283 | Beiguan Tidal Park | 0 | |
| 284 | Mt. Taiping | 1 | 0.0% |
| 285 | Wuling Farm | 0 | |
| 286 | Wulaokeng Scenic Area | 0 | |
| 287 | Su-ao Cold Spring | 1 | 0.0% |
| 288 | Hualine County | 0 | |
| 289 | Taroko, Tienhsiang | 29 | 0.6% |
| 290 | Oriental Hawaii | 0 | |
| 291 | Xiuguluan River Rafting Area | 0 | |
| 292 | Shihtiping Recreation Area | 0 | |
| 293 | Jici Beach | 0 | |

| # d2_1: D2. What tourist spots have you visited on this trip?spot1 | | | |
|--|--|-------|------------|
| Value | Label | Cases | Percentage |
| 294 | Hualien Ranger Station | 0 | |
| 295 | East Rift Valley National Scenic Area (including Hualien, Ta | 0 | |
| 296 | Liyu Lake Scenic Area | 0 | |
| 297 | Chihnan National Forest Recreation Area | 0 | |
| 298 | Chao Feng Ranch & Resort | 0 | |
| 299 | Fuyuan National Forest Recreation Area | 0 | |
| 300 | Nan-an Visitor Center, Yushan National Park | 0 | |
| 301 | Lingtien Mountain | 0 | |
| 302 | Shihti Harbor | 0 | |
| 303 | Pulowan Recreation Area | 0 | |
| 304 | Wenshan Springs | 0 | |
| 305 | Fugang Harbor | 0 | |
| 306 | The East Coast (Baxian Cave (Baxiandong), Shihtiping, Sansia | 1 | 0.0% |
| 307 | Ligi Mudstone Badlands Geopark in Eastern Taiwan | 0 | |
| 308 | Hualien & Taitung Tourist Routes (including Hualien, Taitun | 0 | |
| 309 | Taitung County | 0 | |
| 310 | Jhihben | 4 | 0.1% |
| 311 | Jialulan | 0 | |
| 312 | Shanyuan Beach | 0 | |
| 313 | Sansiantai (Terrace of the Three Immortals) | 0 | |
| 314 | Basian Cave (Basiandong) | 0 | |
| 315 | East Coast National Scenic Area Administration Headquarters | 0 | |
| 316 | Guanshan Water Park | 0 | |
| 317 | Chihshang Pastoral T.S.C. | 0 | |
| 318 | Chulu Pasturage | 0 | |
| 319 | East Coast National Scenic Area (including Hualien, Tautung) | 0 | |
| 320 | Taitung Veterans Farm | 0 | |
| 321 | Jhihben National Forest Recreation Area | 0 | |
| 322 | Lyudao (Green Island) | 1 | 0.0% |
| 323 | Lanyu (Orchid Island) | 0 | |
| 324 | Penghu County | 0 | |
| 325 | Penghu National Scenic Area | 0 | |
| 326 | Penghu Visitor Center | 0 | |
| 327 | South Sea Visitor Center | 0 | |
| 328 | North Sea Visitor Center | 0 | |
| 329 | Penghu Aquarium | 0 | |
| 330 | Lintou Park | 1 | 0.0% |
| 331 | Siyu Western Fort | 0 | |
| 332 | Jibei Island | 0 | |
| 333 | Center for the Promotion of the Tourism Industry | 0 | |
| 334 | Kinmen County | 0 | |
| 335 | Kinmen National Park | 0 | |
| 336 | Sun Yat-sen Memorial Forest | 0 | |
| 337 | Jhaishan | 0 | |
| 338 | Nature Center | 0 | |

d2_1: D2. What tourist spots have you visited on this trip?spot1

| Value | Label | Cases | Percentage |
|-------|--|-------|------------|
| 339 | Guniungtou War Museum | 1 | 0.0% |
| 340 | Kinmen Folk Culture Village | 1 | 0.0% |
| 341 | Juguang Tower | 0 | |
| 342 | Xibian Beach | 0 | |
| 343 | Lienchiang County | 0 | |
| 344 | Offshore Islands Tourism Routes (Including: Kinmen, Matsu, P | 0 | |
| 345 | Round Island Railway Tourism Routes | 0 | |
| 346 | National Floriculture Park | 0 | |
| 347 | Temples | 0 | |
| 348 | Taipei County | 0 | |
| 349 | Other Night Markets in Taipei County | 0 | |
| 350 | Keelung Miaokow Night Market | 28 | 0.6% |
| 351 | Other Night Markets in Taoyuan County | 1 | 0.0% |
| 352 | Other Night Markets in Hsinchu City | 0 | |
| 353 | Hsinchu County | 0 | |
| 354 | Other Night Markets in Hsinchu County | 0 | |
| 355 | Other Night Markets in Miaoli County | 0 | |
| 356 | Other Night Markets in Taichung City | 0 | |
| 357 | Taichung County | 0 | |
| 358 | Other Night Markets in Taichung County | 0 | |
| 359 | Other Night Markets in Changhua County | 4 | 0.1% |
| 360 | Other Night Markets in Yunlin County | 4 | 0.1% |
| 361 | Other Night Markets in Chiayi County | 0 | |
| 362 | Other Night Markets in Tainan City | 9 | 0.2% |
| 363 | Tainan County | 0 | |
| 364 | Other Night Markets in Tainan County | 4 | 0.1% |
| 365 | Kaohsiung County | 0 | |
| 366 | Other Night Markets in Kaohsiung County | 3 | 0.1% |
| 367 | Other Night Markets in Kaohsiung City | 3 | 0.1% |
| 368 | Other Night Markets in Pingtung County | 1 | 0.0% |
| 369 | Other Night Markets in Taitung County | 1 | 0.0% |
| 370 | Other Night Markets in Hualine County | 0 | |
| 371 | Other Night Markets in Yilan County | 4 | 0.1% |
| 372 | Other Night Markets in Kinmen County | 0 | |
| 373 | Other Night Markets in Nantou County | 1 | 0.0% |
| 374 | Other Night Markets in Penghu County | 0 | |
| 375 | Other Night Markets in Lienchiang County | 0 | |
| 378 | Chiayi City | 0 | |
| 379 | Other Night Markets in Chiayi City | 0 | |
| 380 | Amis Cultural Village | 0 | |
| 381 | Gongguan Night Market | 17 | 0.4% |
| 382 | Shihciouling Gun Emplacement | 0 | |
| 383 | Bisha Fishery Harbor | 0 | |
| 384 | Jinguashi | 1 | 0.0% |
| 385 | Nanya Erosion Rocks Area (including Beaches and Mountain Tra | 0 | |

d2_1: D2. What tourist spots have you visited on this trip?spot1

| Value | Label | Cases | Percentage |
|-------|--|-------|------------|
| 386 | Bitou Cape Park (Including Bitou Cape Trail) | 0 | |
| 387 | Jinshawan Beach Park | 0 | |
| 388 | Aodi Fishery Harbor | 0 | |
| 389 | Mao'ao Fishery Village | 0 | |
| 390 | Caoling Historic Trail | 0 | |
| 391 | Pinlin | 0 | |
| 392 | Sanxia | 1 | 0.0% |
| 393 | Yingge | 3 | 0.1% |
| 394 | Jinshan | 0 | |
| 395 | Temple of Eighteen Deities | 0 | |
| 396 | Fugui Cape | 0 | |
| 397 | Baisha Bay | 1 | 0.0% |
| 398 | Tamsui Old Street | 3 | 0.1% |
| 399 | Tamshui Fishman's Wharf | 2 | 0.0% |
| 400 | Taipei County Shinsanhang Museum of Archaeology | 0 | |
| 401 | Baling | 0 | |
| 402 | Dashi | 1 | 0.0% |
| 403 | Cihu | 1 | 0.0% |
| 404 | Neiwan | 0 | |
| 405 | Beipu | 1 | 0.0% |
| 406 | Taian hot Springs | 0 | |
| 407 | Hwataoyao | 0 | |
| 408 | Zhuolan | 0 | |
| 409 | Sihyuan Yakou | 0 | |
| 410 | Huanshan | 0 | |
| 411 | Jiayang | 0 | |
| 412 | Deji | 0 | |
| 413 | Dayuling | 0 | |
| 414 | Lushan Hot Springs | 1 | 0.0% |
| 415 | Puli | 0 | |
| 416 | Guguan | 1 | 0.0% |
| 417 | Songhe Tribe | 0 | |
| 418 | Qub-Shou-Yao, Puli | 0 | |
| 419 | Minghu Reservoir | 0 | |
| 420 | Mingtai Reservoir | 0 | |
| 421 | Checheng Train Station | 0 | |
| 422 | DengyingAcademy | 0 | |
| 423 | National Taiwan Craft Research and Development Institute | 0 | |
| 424 | Puli Distillery | 0 | |
| 425 | Guangxing Paper Factory | 0 | |
| 426 | Sing Ling Temple | 0 | |
| 427 | Hua-Ji-Man-Mo Monument | 0 | |
| 428 | Endemic Species Research Institute | 0 | |
| 429 | Mingcin Acadamy | 0 | |
| 430 | Jiji | 0 | |

d2_1: D2. What tourist spots have you visited on this trip?spot1

| Value | Label | Cases | Percentage |
|-------|--|-------|------------|
| 431 | Tenshing Kiln Ceramics Cultural Park | 0 | 0.4% |
| 432 | Dongshih Fishery Harbor | 0 | |
| 433 | Luermen Tianhou Temple | 0 | |
| 434 | Sicao Dazhong Temple and Gun Emplacement | 0 | |
| 435 | Xishu Golden Beach | 0 | |
| 436 | Tainan Siaobei Night Market | 20 | |
| 437 | Chukou | 0 | |
| 438 | Shanme | 0 | |
| 439 | Shizhuo | 0 | |
| 440 | Dabang | 0 | |
| 441 | Tefuye | 0 | |
| 442 | Fenqihu | 0 | |
| 443 | Ruili | 0 | |
| 444 | Sandimen | 0 | |
| 445 | Saijia Amusement Park | 0 | |
| 446 | Gaushu | 0 | 0.0% |
| 447 | Ligang | 0 | |
| 448 | Yanban (Slate) Lane, Wutai Township | 0 | |
| 449 | Duona Village's Stone Slab Houses | 0 | |
| 450 | Sichongxi | 1 | |
| 451 | Qing-Zhou Beach Recreation Areas | 0 | |
| 452 | Pei Kuan Resort | 0 | |
| 453 | Dali Tiangong Temple | 0 | |
| 454 | Toucheng Recreation Farm | 0 | |
| 455 | Wushih Harbor | 0 | |
| 456 | Guishan Island (Turtle Island) | 0 | |
| 457 | National DongHua University | 0 | |
| 458 | Yi Yuan Resort | 0 | |
| 459 | Promisedland Resort & Lagoon | 0 | |
| 460 | Fenglin Recreation Areas | 0 | |
| 461 | Mataian Wetland Ecological Park | 0 | |
| 462 | Ruisui Hongye Springs | 0 | |
| 463 | Wuhe Tourist Tea Plantation & Saoba Stone Pillars | 0 | |
| 464 | Antong Hot Springs, Yuli | 0 | |
| 465 | Liushidan Mountain | 0 | |
| 466 | Loushan Waterfall | 0 | |
| 467 | Dashi Fishery Harbor | 0 | |
| 468 | Qixing Lake (Qixingtian) | 0 | |
| 469 | Hualien Farglory Ocean Park | 1 | |
| 470 | Dapo Pond & Chishang Pastoral Resort | 0 | |
| 471 | Luyeh High Terrace Tourism Tea Plantation | 0 | |
| 472 | Taitung Hungyeh (Red Leaves) Hot Spring Riverside Park | 0 | |
| 473 | Chengkong Harbor | 0 | |
| 474 | Beinan Cultural Park | 0 | |
| 475 | National Museum of Prehistory | 0 | |

d2_1: D2. What tourist spots have you visited on this trip?spot1

| Value | Label | Cases | Percentage |
|-------|---|-------|------------|
| 476 | Taimali | 0 | 0.0% |
| 477 | Penghu Mazu Temple (Magung) | 0 | |
| 478 | Wang'an Island | 0 | |
| 479 | Qimei Island | 0 | |
| 480 | Hujing Island | 0 | |
| 481 | Tongpan Island | 0 | |
| 482 | Shuangli Wetlands Nature Center | 0 | |
| 483 | Sanhou Folk Culture Village | 0 | |
| 484 | Tai Lake | 1 | |
| 485 | Gugang Lake | 0 | |
| 486 | Shuangli Lake | 0 | |
| 487 | Lingshui Lake | 0 | |
| 488 | Qiu Liang-Gung's Mother Chastity Arch | 0 | |
| 489 | Wentai Pagoda | 0 | |
| 490 | Sihwei Tunnel | 0 | |
| 491 | Jhaishan Tunnel | 0 | |
| 492 | Qionglin | 0 | |
| 493 | August 23rd Bombardment Memorial Hall | 0 | |
| 494 | Mashan Broadcasting and Observation Station | 0 | |
| 495 | Beishan Old Western-style House | 0 | |
| 496 | Taiwu Mountain | 0 | |
| 497 | Beishan Traditional Residency | 0 | |
| 498 | Kinmen Kaoliang Liquor Inc. | 0 | |
| 499 | Wujiang River Estuary | 0 | |
| 500 | Shuitou | 0 | |
| 501 | Guniungtou cliff | 0 | |
| 502 | Qinbi Village, Beigan | 0 | |
| 503 | Bishan Sightseeing Platform | 0 | |
| 504 | Banli-to-Wusha Recreation Area | 0 | |
| 505 | Daqiu Island | 0 | |
| 506 | Beihai Tunnel | 0 | |
| 507 | Tiebao | 0 | |
| 508 | Matsu Liquor Factory (Tunnel 88) | 0 | |
| 509 | Niujiao Village | 0 | |
| 510 | Yanxiu Tidal Echo (Matsu) | 0 | |
| 511 | A Thread of Sky (Matsu) | 0 | |
| 512 | Andong Tunnel | 0 | |
| 513 | Chaste Maiden Cave | 0 | |
| 514 | Dongyong Lighthouse | 0 | |
| 515 | Dapu Monument | 0 | |
| 516 | Dongquan Lighthouse | 0 | |
| 517 | Caipu bay | 0 | |
| 518 | Kunqiu Beach | 0 | |
| 519 | Beigan | 0 | |
| 520 | Nangan | 0 | |

| # d2_1: D2. What tourist spots have you visited on this trip?spot1 | | | |
|--|--|-------|------------|
| Value | Label | Cases | Percentage |
| 521 | Dongyin | 0 | |
| 522 | Jyuguang | 0 | |
| 523 | Jingmei Night Market | 5 | 0.1% |
| 524 | Linjiang St. Night Market | 22 | 0.5% |
| 525 | Dahu Park | 0 | |
| 526 | The Beitou Hot Springs Museum | 0 | |
| 527 | Xinyi Shopping Distric | 10 | 0.2% |
| 528 | Haujiang Waterfowl Nature Park | 0 | |
| 529 | Dajia Riverside Park | 0 | |
| 530 | SPOT-Taipei Film House | 0 | |
| 531 | The Redhouse Theater | 0 | |
| 532 | Museum of Contemporary Art, Taipei | 1 | 0.0% |
| 533 | Postal Museum | 0 | |
| 534 | Taiwan Handcraft Promotion Center | 1 | 0.0% |
| 535 | Shenkeng Old Street | 1 | 0.0% |
| 536 | Pingxi | 1 | 0.0% |
| 537 | Museum of World Religions | 0 | |
| 538 | Yonghe Lehua Night Market | 3 | 0.1% |
| 539 | Blue Highway Tourism Routes | 0 | |
| 540 | Ershawan Gun Emplacement | 0 | |
| 541 | Keelung Port | 0 | |
| 542 | Nuannuan | 0 | |
| 543 | Zhongli | 2 | 0.0% |
| 544 | Hsinchu Science Park | 2 | 0.0% |
| 545 | Nanliao Fishery Harbor | 0 | |
| 546 | Hsinchu Chenghuang Temple Night Market | 13 | 0.3% |
| 547 | Daba Peak | 0 | |
| 548 | Neiwan Railroad | 0 | |
| 549 | Guanwu National Forest Recreation Area | 0 | |
| 550 | Baguashan | 0 | |
| 551 | Lugang Mazu Temple | 0 | |
| 552 | Rueili-Taihe Scenic Area | 0 | |
| 553 | Qigu Birdseeing | 3 | 0.1% |
| 554 | Dragon and Tiger Pagodas | 1 | 0.0% |
| 555 | Chijin Mazu Temple, Kaohsiung | 0 | |
| 556 | Confucius Temple (Kaohsiung) | 1 | 0.0% |
| 557 | Xizi Bay | 6 | 0.1% |
| 558 | Kaohsiung Liuhe Night Market | 642 | 14.0% |
| 559 | Urban Spotlight | 5 | 0.1% |
| 560 | Kaohsiung Port | 3 | 0.1% |
| 561 | Love River | 19 | 0.4% |
| 562 | Kaohsiung 85 Building | 13 | 0.3% |
| 563 | Zhungxing Tower | 0 | |
| 564 | Fushan Botanical Garden | 0 | |
| 565 | Toufen | 0 | |

| # d2_1: D2. What tourist spots have you visited on this trip?spot1 | | | |
|--|--|-------|------------|
| Value | Label | Cases | Percentage |
| 566 | Nanfangao | 0 | |
| 567 | Hualien Harbor | 0 | |
| 568 | Hualien Seaside Park | 0 | |
| 569 | Whale and Dolphine Viewing Tour along East Coast | 1 | 0.0% |
| 570 | Guanshan Bicycle Path | 0 | |
| 571 | Water Running Up | 0 | |
| 572 | Dulan Mountain | 0 | |
| 573 | 921 Earthquake Museum of Taiwan (Jiji) | 0 | |
| 574 | Teresa Teng Memorail Park (Yun Garden) | 0 | |
| 575 | Wufenpu Fashion Area | 0 | |
| 576 | Miramar Ferris Wheel | 4 | 0.1% |
| 577 | Dalongdong Baoan Temple | 0 | |
| 578 | Guanghua 3C Mall | 2 | 0.0% |
| 579 | Yuanwangkeng Park | 0 | |
| 580 | Waiao Ocean Recreational Area | 1 | 0.0% |
| 581 | Shi Guanyin Temple | 1 | 0.0% |
| 582 | Daxi Honeymoon Bay | 0 | |
| 583 | Jinshan Lion's Head Mountain | 0 | |
| 584 | Jinshan Zhongjiao Shazhu Bay | 0 | |
| 585 | Sanzhi Visitor Center and Gallery | 0 | |
| 586 | Sanzhi Qianshui Bay | 0 | |
| 587 | Sanzhi | 0 | |
| 588 | Jiji Green Tunnel | 0 | |
| 589 | Hualien Sugar Factory | 0 | |
| 590 | Gongguan | 0 | |
| 591 | Qishan | 0 | |
| 592 | Meinong | 1 | 0.0% |
| 593 | Jiaxian | 0 | |
| 594 | Shan-Ping Forest Ecological Garden | 0 | |
| 595 | Laingshan Recreation Area, Pingtung | 0 | |
| 596 | Goddess Temple (Magong, Penghu) | 0 | |
| 597 | Penghu Ocean-crossing Bridge | 0 | |
| 598 | Tongliang Great Banyuan | 0 | |
| 599 | Fongguei Cave | 0 | |
| 600 | Matsu War and Peace Memorial Park | 0 | |
| 601 | Matsu Religions Park | 0 | |
| 602 | Beihai Recreation Area, Matsu | 0 | |
| 603 | Tsai Family Ancestral Shrine, Qionglin | 0 | |
| 604 | Tunnels in Qionglin Combat Village, Kinmen | 0 | |
| 605 | Huang Family Youtang Villa, Kinmen | 0 | |
| 606 | Deyue Tower Western-style Houses, Kinmen | 0 | |
| 607 | Confucius Temple | 1 | 0.0% |
| 608 | Nanjichang Night Market | 4 | 0.1% |
| 609 | Ninxia Night Market | 5 | 0.1% |
| 610 | Sinjhuang Night Market | 3 | 0.1% |

| # d2_1: D2. What tourist spots have you visited on this trip?spot1 | | | |
|---|--|-------|------------|
| Value | Label | Cases | Percentage |
| 611 | Banciao Nanya Night Market | 3 | 0.1% |
| 612 | Jhonghe Singnan Night Market | 2 | 0.0% |
| 613 | Other Night Markets in Keelung City | 0 | |
| 614 | Jhongli Sinmin Night Market | 11 | 0.2% |
| 615 | Taoyuan Tourist Night Market | 5 | 0.1% |
| 616 | Taichung Fongjia Night Market | 73 | 1.6% |
| 617 | Taichung Jhonghua Night Market | 6 | 0.1% |
| 618 | Lugang trandtional snacks | 0 | |
| 619 | Chiayi Wenhua Rd. Night Market | 2 | 0.0% |
| 620 | Kaohsiung Sinsing Night Market | 17 | 0.4% |
| 621 | Pingtung Minzu Rd. Night Market | 12 | 0.3% |
| 622 | Yilan Luodong Night Market | 5 | 0.1% |
| 623 | Hualien Nanbin Night Market | 7 | 0.2% |
| 624 | Teresa Teng Memorail Park | 0 | |
| 625 | Tianlu Art Center | 0 | |
| 626 | Liugui Service Area | 0 | |
| Sysmiss | | 913 | |
| Warning: these figures indicate the number of cases found in the data file. They cannot be interpreted as summary statistics of the population of interest. | | | |
| # d2_2: D2. What tourist spots have you visited on this trip?spot2 | | | |
| Information | [Type= discrete] [Format=numeric] [Range= 1-626] [Missing=*] | | |
| Statistics [NW/ W] | [Valid=4053 /-] [Invalid=1451 /-] | | |
| Value | Label | Cases | Percentage |
| 1 | Taipei City | 0 | |
| 2 | Chiang Kaishek Memorial Hall | 1048 | 25.9% |
| 3 | National Palace Museum | 773 | 19.1% |
| 4 | Other Night Markets in Taipei City | 3 | 0.1% |
| 5 | Long Shan Temple | 79 | 1.9% |
| 6 | Taipe Martyr's Shrine | 57 | 1.4% |
| 7 | Yangmingshan National Park | 69 | 1.7% |
| 8 | Dihua Street Night Market | 10 | 0.2% |
| 9 | Chinese Culture & Movie Center | 1 | 0.0% |
| 10 | National Taiwan College of Performing Arts | 0 | |
| 11 | Tienmu | 3 | 0.1% |
| 12 | The Estern Distristic of Taipei | 107 | 2.6% |
| 13 | Sun Yatsen Memorail Hall | 15 | 0.4% |
| 14 | Mucha Maokong | 11 | 0.3% |
| 15 | Taipei Zoo | 5 | 0.1% |
| 16 | Jou Fen | 128 | 3.2% |
| 17 | Xiemending | 119 | 2.9% |
| 18 | Yehliu Ocean World | 0 | |
| 19 | Coastline park | 0 | |
| 20 | Taipei Botanical Garden | 0 | |
| 21 | Hsing Tian Kong (Xingtian Temple) | 6 | 0.1% |
| 22 | Yangmingshuwu | 0 | |

d2_2: D2. What tourist spots have you visited on this trip?spot2

| Value | Label | Cases | Percentage |
|-------|--|-------|------------|
| 23 | Taipei 101 | 321 | 7.9% |
| 24 | Taipei Fine Art Museum | 3 | 0.1% |
| 25 | National Museum of History | 3 | 0.1% |
| 26 | National Taiwan Science Education Center | 0 | |
| 27 | Taipei zoo | 0 | |
| 28 | Taipei Children's Recreation Center | 0 | |
| 29 | Taipei Astronomical Museum | 2 | 0.0% |
| 30 | Taipei Children's Museum of Transportation and Communication | 0 | |
| 31 | Chiang Kaishek's Shihlin Residence | 20 | 0.5% |
| 32 | National Museum of Marine Biology & Aquarium | 1 | 0.0% |
| 33 | The Observatory of Shin Kong Life Tower | 0 | |
| 34 | Shilin Night Market | 97 | 2.4% |
| 35 | Huaxi Street (Snake Alley) Night Market | 97 | 2.4% |
| 36 | Raohe Street Night Market | 76 | 1.9% |
| 37 | Office of the President Republic of China (Taiwan) | 4 | 0.1% |
| 38 | National Taiwan Arts Education Center | 0 | |
| 39 | 228 Peace Memorial Park | 2 | 0.0% |
| 40 | Yuanshan | 4 | 0.1% |
| 41 | Taipei Matro Mall | 0 | |
| 42 | Juming Museum | 0 | |
| 43 | Beitou | 36 | 0.9% |
| 44 | Qing Shui Zu shi temple | 0 | |
| 45 | Lin An Tai Historical House & Museum | 0 | |
| 46 | Shung Ye Museum of Formosan Aborigines | 2 | 0.0% |
| 47 | Taipei Main Station Shopping Area | 8 | 0.2% |
| 48 | Shung Ye Museum of Formosan Aborigines (Taipei) | 0 | |
| 49 | Miniatures Museum of Taiwan (Taipei) | 0 | |
| 50 | Jianguo Flower and Jade Market | 1 | 0.0% |
| 51 | Beitou Museum | 0 | |
| 52 | Matilda Resort | 0 | |
| 53 | Neptune Resort | 0 | |
| 54 | Yehliu | 14 | 0.3% |
| 55 | Shihmen (Stone) Arch | 0 | |
| 56 | Tiaoshih Coast / Jump-stone Coast | 0 | |
| 57 | Jinshan Hot-Spring Gym Pool | 0 | |
| 58 | New Jinshan Beach | 1 | 0.0% |
| 59 | Green Bay Beach | 0 | |
| 60 | Guanyinshan | 3 | 0.1% |
| 61 | Lailai Rock Fishing ?Area | 2 | 0.0% |
| 62 | Shida Night Market | 30 | 0.7% |
| 63 | Pinglin Tea Museum | 0 | |
| 64 | Yingge Ceramics Museum | 2 | 0.0% |
| 65 | Wulai | 9 | 0.2% |
| 66 | Shihfen Waterfall | 2 | 0.0% |
| 67 | Butian Lake | 0 | |

d2_2: D2. What tourist spots have you visited on this trip?spot2

| Value | Label | Cases | Percentage |
|-------|---|-------|------------|
| 68 | Manyueyuan National Forest Recreation Area | 0 | |
| 69 | Neidong National Forest Recreation Area | 0 | |
| 70 | Formosa Fun Coast | 0 | |
| 71 | Lele Valley Springs | 0 | |
| 72 | Yun Hsien Resort | 0 | |
| 73 | Bitou Harbor Service Area | 0 | |
| 74 | Longdongwan Coast Park | 0 | |
| 75 | Longdong South Ocean Park | 0 | |
| 76 | Fulong beach (includng Fulong Visitor Center) | 0 | |
| 77 | Longmen Camp Site | 0 | |
| 78 | Yanliao Beach Park | 0 | |
| 79 | Sandiaojiang Cape Lighthouse | 0 | |
| 80 | the Lin Family Mans | 1 | 0.0% |
| 81 | Tamsui | 69 | 1.7% |
| 82 | Fort San Domingo | 0 | |
| 83 | Linkou | 0 | |
| 84 | Shihcheng Service Are | 0 | |
| 85 | The North Coast Tourist Routes | 6 | 0.1% |
| 86 | The Lanyang Northern Cross Tourist Routes | 0 | |
| 87 | The Northeast Coast National Scenic Area | 0 | |
| 88 | Keelung City | 0 | |
| 89 | Dawulun Gun Emplacement | 0 | |
| 90 | The Northeast Coastal Scenic Area | 6 | 0.1% |
| 91 | Jhongjhrng Park | 0 | |
| 92 | Valentine Lake Park | 0 | |
| 93 | East Canyon | 0 | |
| 94 | Sento Park | 0 | |
| 95 | Badou Zi Coastal Park | 0 | |
| 96 | Hepingdao Seashore Park | 0 | |
| 97 | Taoyuan County | 0 | |
| 98 | Shihmen Reservoir | 2 | 0.0% |
| 99 | Window on China Theme Park | 1 | 0.0% |
| 100 | Chung Cheng Aviation Museum | 0 | |
| 101 | Siaowulai Scenic Area | 1 | 0.0% |
| 102 | Dongyanshan National Forest Recreation Area | 0 | |
| 103 | Lalashan Forest Reserve | 0 | |
| 104 | Wei Chuan Pushin Ranch | 0 | |
| 105 | Dragonball Bay | 0 | |
| 106 | Hsinchu City | 0 | |
| 107 | Leofoo Village Theme Park | 5 | 0.1% |
| 108 | Golden Bird Oceanic Park | 0 | |
| 109 | Little Ding-Dong Science Park | 0 | |
| 110 | Wanjui Forest Recreational Area | 0 | |
| 111 | Dasheng Amusement Park | 0 | |
| 112 | Qingquan Hot? Spring | 0 | |

d2_2: D2. What tourist spots have you visited on this trip?spot2

| Value | Label | Cases | Percentage |
|-------|--|-------|------------|
| 113 | Ku Chi Peak | 0 | |
| 114 | Miaoli County | 0 | |
| 115 | Tri-Mountain National Scenic Area | 0 | |
| 116 | Lion's Head Mountain Scenic Area | 0 | |
| 117 | Kuanwu Cottage,? Shei-Pa National Park | 0 | |
| 118 | Mingde Reservoir | 0 | |
| 119 | Qiding Beach Resort | 0 | |
| 120 | Tongxiao Beach Resort | 0 | |
| 121 | Shangri-La Amusement Park | 0 | |
| 122 | New China City Amusement World | 0 | |
| 123 | Sanyi Wood Sculpture Museum | 1 | 0.0% |
| 124 | West Lake Resortopia | 1 | 0.0% |
| 125 | Evergreen Valley Forest Amusement | 0 | |
| 126 | Taoyuan, Hsinchu and Miaoli Tourist Routes | 0 | |
| 127 | Taichung City | 0 | |
| 128 | National Museum of Natural Science | 3 | 0.1% |
| 129 | Encore Garden | 0 | |
| 130 | Dungshr Forest Farm | 0 | |
| 131 | Dasyueshan National Forest Recreation Area | 0 | |
| 132 | Taiwan Studio City | 0 | |
| 133 | Lishan Recreation Area | 0 | |
| 134 | Shei-pa National Park | 0 | |
| 136 | Wuling National Forest Recreation Area | 0 | |
| 137 | Fushoushan Farm | 0 | |
| 138 | Tiehchenshan Mountain Recreation Area | 0 | |
| 139 | Basianshan National Forest Recreation Area | 0 | |
| 140 | Dasyueshan National Forest Recreation Area | 0 | |
| 141 | Daan Beach | 0 | |
| 142 | The Ryukoku natural amusement park | 0 | |
| 143 | Yamay Resort | 0 | |
| 144 | Tungshan Amusement Park | 0 | |
| 145 | Nantou County | 0 | |
| 146 | Sitou Forest Recreation Area | 0 | |
| 147 | Sun Link Sea Forest Recreation Area | 0 | |
| 148 | Formosan Aboriginal Culture Village | 2 | 0.0% |
| 149 | Atayal Village | 0 | |
| 150 | The Sunmoonlake Scenic Area | 40 | 1.0% |
| 151 | Cingjing Farm | 3 | 0.1% |
| 152 | Wushe Scenic Area | 1 | 0.0% |
| 153 | Hehuanshan National Forest Recreation Area | 0 | |
| 154 | Yushan National Park | 0 | |
| 155 | Tataka Recreation Area | 0 | |
| 156 | Sun Moon Lake Tourist Routes | 0 | |
| 157 | Panshan Battle Trenches | 0 | |
| 158 | Chung-Tai Buddhist Temple | 1 | 0.0% |

d2_2: D2. What tourist spots have you visited on this trip?spot2

| Value | Label | Cases | Percentage |
|-------|--|-------|------------|
| 159 | Shoutian Temple | 0 | |
| 160 | Cihu (Kinmen) | 2 | 0.0% |
| 161 | Phoenix Valley Bird Park | 0 | |
| 162 | Taiwan Endemic Species Research Institute | 0 | |
| 163 | Dakuanshan Nature Reserve | 0 | |
| 164 | Dongpu Hot Spring | 0 | |
| 165 | Aowanda National Forest Recreation Area | 0 | |
| 166 | Huisun Forest Recreation Area | 0 | |
| 167 | Laiji | 0 | |
| 168 | Hehuanshan National Forest Recreation Area | 1 | 0.0% |
| 169 | Changhua County | 0 | |
| 170 | Lugang Folk Arts Museum | 1 | 0.0% |
| 171 | Taiwan Folk Village | 0 | |
| 172 | Songboling Forest Park | 0 | |
| 173 | Hu Shan Yan | 1 | 0.0% |
| 174 | The new Baiguoshan Amusement | 0 | |
| 175 | Chingshuiyan Scout Camp | 0 | |
| 176 | ?Tienchung Forest Park | 0 | |
| 177 | The Great Buddha Sculpture | 1 | 0.0% |
| 178 | Longshan Temple, Lugang | 2 | 0.0% |
| 179 | Confucius Temple, Chunghua | 0 | |
| 180 | Yunlin County | 0 | |
| 181 | Southwest Coast Tourism Routes | 0 | |
| 182 | Southwest Coast Scenic Area | 0 | |
| 183 | JanFuSun Fancyworld | 0 | |
| 184 | Tsaoling | 0 | |
| 185 | San Tiao Lun? Beach ?Park | 0 | |
| 186 | BeiGang ChaoTian Temple | 0 | |
| 187 | Chiayi County | 0 | |
| 188 | Lijia | 0 | |
| 189 | Alishan National Scenic Area | 22 | 0.5% |
| 190 | Shou Shan | 0 | |
| 191 | Alishan Tourism Routes | 0 | |
| 192 | Danayigu | 0 | |
| 193 | Fengshan Ecology Garden | 0 | |
| 194 | Guanyin Waterfall Scenic Area | 0 | |
| 195 | China Folk-Custom Village | 0 | |
| 196 | Big Chiayi Theme Park | 0 | |
| 197 | Chiayi Farm Ecological Resort | 2 | 0.0% |
| 198 | Ren-Yi Tan | 0 | |
| 199 | Lantan | 0 | |
| 200 | Tainan City | 0 | |
| 201 | Chihkan Tower | 16 | 0.4% |
| 202 | Old Fort of Anping (Fort Zeelandia) | 12 | 0.3% |
| 203 | Wu Shan Tou Reservoir | 0 | |

d2_2: D2. What tourist spots have you visited on this trip?spot2

| Value | Label | Cases | Percentage |
|-------|--|-------|------------|
| 204 | Anping Port National Historical Scenic Area | 1 | 0.0% |
| 205 | The Jianshan Pi Reservoir Scenic Area | 1 | 0.0% |
| 206 | Zengwun Dam | 0 | |
| 207 | Coral Lake | 0 | |
| 208 | Guan Zih Ling | 4 | 0.1% |
| 209 | Hutoubei Scenic Area | 0 | |
| 210 | Tsou-Ma-Lai Farm | 0 | |
| 211 | Leopard King Safari Zoo | 0 | |
| 212 | Mashagou Seafront Beach ?Park | 0 | |
| 213 | Woozland | 0 | |
| 214 | Daitianfu Temple, Madou | 1 | 0.0% |
| 215 | Daitianfu Temple, Nankunshen | 0 | |
| 216 | Koxinga Shrine | 2 | 0.0% |
| 217 | Eternal Fortress | 2 | 0.0% |
| 218 | Confucius Temple, Tainan | 9 | 0.2% |
| 219 | War God Temple | 0 | |
| 220 | Five Concubines Temple | 0 | |
| 221 | Great Empress of Heaven Temple | 1 | 0.0% |
| 222 | Kaohsiung City | 0 | |
| 223 | Spring Autumn Pavilions in Zuoying | 7 | 0.2% |
| 224 | Chengching Lake | 24 | 0.6% |
| 225 | Foguangshan | 7 | 0.2% |
| 226 | Maolin Scenic Area (including Lovers' Valley and Duona Sprin | 2 | 0.0% |
| 227 | Kaohsiung-Pingtung the Foothills Tourism Routes (Including K | 0 | |
| 228 | Meishan Visitor Center | 0 | |
| 229 | Shoushan Zoo | 6 | 0.1% |
| 230 | Kaohsiung Historic Museum | 5 | 0.1% |
| 231 | Cijin Seashore Park | 14 | 0.3% |
| 232 | Lotus Pond | 12 | 0.3% |
| 233 | National Science and Technology Museum | 0 | |
| 234 | Kaoshiung Museum of Fine Arts | 5 | 0.1% |
| 235 | Kaohsiung Museum of History | 6 | 0.1% |
| 236 | Pingtung Farm | 0 | |
| 238 | Tengjhih National Forest Recreation Area | 1 | 0.0% |
| 239 | Cijin Beach ?Park | 0 | |
| 240 | Blue Lagoon Water Park | 5 | 0.1% |
| 241 | Grand World InternationalVillage | 0 | |
| 242 | Boalai, Bulao Hot Springs | 2 | 0.0% |
| 243 | ?Former Sinwei Tree?Nursery | 0 | |
| 244 | Eighteen Arhats Mountain Area | 1 | 0.0% |
| 245 | Bridge Recreation Area | 0 | |
| 246 | Bang Abdominal Creek Recreation Areas | 0 | |
| 247 | Pingtung County | 0 | |
| 248 | Kenting National Park | 28 | 0.7% |
| 249 | Jiaosi | 1 | 0.0% |

| # d2_2: D2. What tourist spots have you visited on this trip?spot2 | | | |
|--|--|-------|------------|
| Value | Label | Cases | Percentage |
| 250 | Eluanbi Park | 0 | |
| 251 | Maobitou Park | 0 | |
| 252 | Kenting National Forest Recreation Area | 2 | 0.0% |
| 253 | Kenting Space Port | 6 | 0.1% |
| 254 | Jialeshuei Scenic Area | 1 | 0.0% |
| 255 | Sheding Nature Park | 0 | |
| 256 | Nanwan Beach Recreation Area | 1 | 0.0% |
| 257 | Shiaowan Beach Recreation Area | 0 | |
| 258 | The Sisal Industry History Monument | 0 | |
| 259 | Longluan Lake Nature Center | 0 | |
| 260 | Shadao Shell Beach Exhibition Hall | 0 | |
| 261 | National Museum of Marine Biology & Aquarium | 2 | 0.0% |
| 262 | Hengchun Peninsula Tourist Routes | 0 | |
| 263 | Dapeng Bay National Scenic Area | 0 | |
| 264 | Liuqiu (Shiaoliuqiu) | 0 | |
| 265 | Shiaoliuqiu Tourism Diving Boat | 0 | |
| 266 | Holiday Theme Park | 0 | |
| 267 | Jiliang Mountain Tourist Routes (Including Hualien, Yilan, T | 0 | |
| 268 | Taiwan Aboriginal Culture Park | 1 | 0.0% |
| 269 | Shuangliou National Forest Recreation Area | 1 | 0.0% |
| 270 | Kenting Beach | 1 | 0.0% |
| 271 | Yilan County | 0 | |
| 272 | Tung Shan Science Area | 3 | 0.1% |
| 273 | Dahu | 0 | |
| 274 | Wufengqi Scenic Area | 0 | |
| 275 | Meihua Lake | 0 | |
| 276 | Longtan Lake | 0 | |
| 277 | Taipingshan National Forest Recreation Area | 0 | |
| 278 | Cilan Forest Recreation Area | 0 | |
| 279 | Mingchih Forest Recreation Area | 0 | |
| 280 | Toucheng Beach | 0 | |
| 281 | Chilan Forest Playground | 0 | |
| 282 | Dali Visitor Center | 0 | |
| 283 | Beiguan Tidal Park | 0 | |
| 284 | Mt. Taiping | 1 | 0.0% |
| 285 | Wuling Farm | 0 | |
| 286 | Wulaokeng Scenic Area | 0 | |
| 287 | Su-ao Cold Spring | 0 | |
| 288 | Hualine County | 0 | |
| 289 | Taroko, Tienhsiang | 40 | 1.0% |
| 290 | Oriental Hawaii | 0 | |
| 291 | Xiuguluan River Rafting Area | 0 | |
| 292 | Shihtiping Recreation Area | 0 | |
| 293 | Jici Beach | 0 | |
| 294 | Hualien Ranger Station | 0 | |

| # d2_2: D2. What tourist spots have you visited on this trip?spot2 | | | |
|--|--|-------|------------|
| Value | Label | Cases | Percentage |
| 295 | East Rift Valley National Scenic Area (including Hualien, Ta | 0 | 0.0% |
| 296 | Liyu Lake Scenic Area | 1 | |
| 297 | Chihnan National Forest Recreation Area | 0 | |
| 298 | Chao Feng Ranch & Resort | 0 | |
| 299 | Fuyuan National Forest Recreation Area | 0 | |
| 300 | Nan-an Visitor Center, Yushan National Park | 0 | |
| 301 | Lingtien Mountain | 0 | |
| 302 | Shihtí Harbor | 0 | |
| 303 | Pulowan Recreation Area | 0 | |
| 304 | Wenshan Springs | 0 | |
| 305 | Fugang Harbor | 0 | 0.0% |
| 306 | The East Coast (Baxian Cave (Baxiandong), Shihtiping, Sansia | 0 | |
| 307 | Ligi Mudstone Badlands Geopark in Eastern Taiwan | 0 | |
| 308 | Hualien & Taitung Tourist Routes (including Hualien, Taitun | 0 | |
| 309 | Taitung County | 0 | |
| 310 | Jhihben | 1 | |
| 311 | Jialulan | 0 | |
| 312 | Shanyuan Beach | 0 | |
| 313 | Sansiantai (Terrace of the Three Immortals) | 0 | |
| 314 | Basian Cave (Basiandong) | 0 | |
| 315 | East Coast National Scenic Area Administration Headquarters | 0 | 0.0% |
| 316 | Guanshan Water Park | 0 | |
| 317 | Chihshang Pastoral T.S.C. | 0 | |
| 318 | Chulu Pasturage | 0 | |
| 319 | East Coast National Scenic Area (including Hualien, Tautung) | 0 | |
| 320 | Taitung Veterans Farm | 0 | |
| 321 | Jhihben National Forest Recreation Area | 1 | |
| 322 | Lyudao (Green Island) | 0 | |
| 323 | Lanyu (Orchid Island) | 0 | |
| 324 | Penghu County | 0 | |
| 325 | Penghu National Scenic Area | 0 | 0.0% |
| 326 | Penghu Visitor Center | 0 | |
| 327 | South Sea Visitor Center | 0 | |
| 328 | North Sea Visitor Center | 0 | |
| 329 | Penghu Aquarium | 0 | |
| 330 | Lintou Park | 0 | |
| 331 | Siyu Western Fort | 2 | |
| 332 | Jibei Island | 0 | |
| 333 | Center for the Promotion of the Tourism Industry | 0 | |
| 334 | Kinmen County | 0 | |
| 335 | Kinmen National Park | 0 | 0.0% |
| 336 | Sun Yat-sen Memorial Forest | 0 | |
| 337 | Jhaishan | 0 | |
| 338 | Nature Center | 0 | |
| 339 | Guniungtou War Museum | 1 | |

d2_2: D2. What tourist spots have you visited on this trip?spot2

| Value | Label | Cases | Percentage |
|-------|--|-------|------------|
| 340 | Kinmen Folk Culture Village | 0 | |
| 341 | Juguang Tower | 0 | |
| 342 | Xibian Beach | 0 | |
| 343 | Lienchiang County | 0 | |
| 344 | Offshore Islands Tourism Routes (Including: Kinmen, Matsu, P | 0 | |
| 345 | Round Island Railway Tourism Routes | 0 | |
| 346 | National Floriculture Park | 0 | |
| 347 | Temples | 0 | |
| 348 | Taipei County | 0 | |
| 349 | Other Night Markets in Taipei County | 0 | |
| 350 | Keelung Miaokow Night Market | 34 | 0.8% |
| 351 | Other Night Markets in Taoyuan County | 0 | |
| 352 | Other Night Markets in Hsinchu City | 0 | |
| 353 | Hsinchu County | 0 | |
| 354 | Other Night Markets in Hsinchu County | 0 | |
| 355 | Other Night Markets in Miaoli County | 0 | |
| 356 | Other Night Markets in Taichung City | 10 | 0.2% |
| 357 | Taichung County | 0 | |
| 358 | Other Night Markets in Taichung County | 0 | |
| 359 | Other Night Markets in Changhua County | 0 | |
| 360 | Other Night Markets in Yunlin County | 0 | |
| 361 | Other Night Markets in Chiayi County | 1 | 0.0% |
| 362 | Other Night Markets in Tainan City | 1 | 0.0% |
| 363 | Tainan County | 0 | |
| 364 | Other Night Markets in Tainan County | 1 | 0.0% |
| 365 | Kaohsiung County | 0 | |
| 366 | Other Night Markets in Kaohsiung County | 0 | |
| 367 | Other Night Markets in Kaohsiung City | 13 | 0.3% |
| 368 | Other Night Markets in Pingtung County | 0 | |
| 369 | Other Night Markets in Taitung County | 0 | |
| 370 | Other Night Markets in Hualine County | 0 | |
| 371 | Other Night Markets in Yilan County | 0 | |
| 372 | Other Night Markets in Kinmen County | 0 | |
| 373 | Other Night Markets in Nantou County | 0 | |
| 374 | Other Night Markets in Penghu County | 0 | |
| 375 | Other Night Markets in Lienchiang County | 0 | |
| 378 | Chiayi City | 0 | |
| 379 | Other Night Markets in Chiayi City | 0 | |
| 380 | Amis Cultural Village | 0 | |
| 381 | Gongguan Night Market | 21 | 0.5% |
| 382 | Shihciouling Gun Emplacement | 0 | |
| 383 | Bisha Fishery Harbor | 1 | 0.0% |
| 384 | Jinguashi | 1 | 0.0% |
| 385 | Nanya Erosion Rocks Area (including Beaches and Mountain Tra | 0 | |
| 386 | Bitou Cape Park (Including Bitou Cape Trail) | 0 | |

d2_2: D2. What tourist spots have you visited on this trip?spot2

| Value | Label | Cases | Percentage |
|-------|--|-------|------------|
| 387 | Jinshawan Beach Park | 0 | |
| 388 | Aodi Fishery Harbor | 0 | |
| 389 | Mao'ao Fishery Village | 0 | |
| 390 | Caoling Historic Trail | 0 | |
| 391 | Pinlin | 0 | |
| 392 | Sanxia | 1 | 0.0% |
| 393 | Yingge | 4 | 0.1% |
| 394 | Jinshan | 0 | |
| 395 | Temple of Eighteen Deities | 0 | |
| 396 | Fugui Cape | 0 | |
| 397 | Baisha Bay | 3 | 0.1% |
| 398 | Tamsui Old Street | 8 | 0.2% |
| 399 | Tamshui Fishman's Wharf | 3 | 0.1% |
| 400 | Taipei County Shinsanhang Museum of Archaeology | 2 | 0.0% |
| 401 | Baling | 0 | |
| 402 | Dashi | 1 | 0.0% |
| 403 | Cihu | 0 | |
| 404 | Neiwan | 2 | 0.0% |
| 405 | Beipu | 1 | 0.0% |
| 406 | Taian hot Springs | 0 | |
| 407 | Hwataoyao | 0 | |
| 408 | Zhuolan | 0 | |
| 409 | Sihyuan Yakou | 0 | |
| 410 | Huanshan | 0 | |
| 411 | Jiayang | 0 | |
| 412 | Deji | 0 | |
| 413 | Dayuling | 0 | |
| 414 | Lushan Hot Springs | 2 | 0.0% |
| 415 | Puli | 1 | 0.0% |
| 416 | Guguan | 0 | |
| 417 | Songhe Tribe | 0 | |
| 418 | Qub-Shou-Yao, Puli | 0 | |
| 419 | Minghu Reservoir | 0 | |
| 420 | Mingtian Reservoir | 0 | |
| 421 | Checheng Train Station | 0 | |
| 422 | DengyingAcademy | 0 | |
| 423 | National Taiwan Craft Research and Development Institute | 0 | |
| 424 | Puli Distillery | 0 | |
| 425 | Guangxing Paper Factory | 0 | |
| 426 | Sing Ling Temple | 2 | 0.0% |
| 427 | Hua-Ji-Man-Mo Monument | 0 | |
| 428 | Endemic Species Research Institute | 0 | |
| 429 | Mingcin Academy | 0 | |
| 430 | Jiji | 2 | 0.0% |
| 431 | Tenshing Kiln Ceramics Cultural Park | 0 | |

d2_2: D2. What tourist spots have you visited on this trip?spot2

| Value | Label | Cases | Percentage |
|-------|--|-------|------------|
| 432 | Dongshih Fishery Harbor | 0 | |
| 433 | Luermen Tianhou Temple | 0 | |
| 434 | Sicao Dazhong Temple and Gun Emplacement | 0 | |
| 435 | Xishu Golden Beach | 0 | |
| 436 | Tainan Siaobei Night Market | 3 | 0.1% |
| 437 | Chukou | 0 | |
| 438 | Shanme | 0 | |
| 439 | Shizhuo | 0 | |
| 440 | Dabang | 0 | |
| 441 | Tefuye | 0 | |
| 442 | Fenqihu | 0 | |
| 443 | Ruili | 0 | |
| 444 | Sandimen | 0 | |
| 445 | Saijia Amusement Park | 0 | |
| 446 | Gaushu | 0 | |
| 447 | Ligang | 1 | 0.0% |
| 448 | Yanban (Slate) Lane, Wutai Township | 0 | |
| 449 | Duona Village's Stone Slab Houses | 0 | |
| 450 | Sichongxi | 0 | |
| 451 | Qing-Zhou Beach Recreation Areas | 0 | |
| 452 | Pei Kuan Resort | 0 | |
| 453 | Dali Tiangong Temple | 0 | |
| 454 | Toucheng Recreation Farm | 0 | |
| 455 | Wushih Harbor | 1 | 0.0% |
| 456 | Guishan Island (Turtle Island) | 0 | |
| 457 | National DongHua University | 0 | |
| 458 | Yi Yuan Resort | 0 | |
| 459 | Promisedland Resort & Lagoon | 0 | |
| 460 | Fenglin Recreation Areas | 0 | |
| 461 | Mataian Wetland Ecological Park | 0 | |
| 462 | Ruisui Hongye Springs | 0 | |
| 463 | Wuhe Tourist Tea Plantation & Saoba Stone Pillars | 0 | |
| 464 | Antong Hot Springs, Yuli | 0 | |
| 465 | Liushidan Mountain | 0 | |
| 466 | Loushan Waterfall | 0 | |
| 467 | Dashi Fishery Harbor | 0 | |
| 468 | Qixing Lake (Qixingtian) | 0 | |
| 469 | Hualien Farglory Ocean Park | 1 | 0.0% |
| 470 | Dapo Pond & Chishang Pastoral Resort | 0 | |
| 471 | Luyeh High Terrace Tourism Tea Plantation | 0 | |
| 472 | Taitung Hungyeh (Red Leaves) Hot Spring Riverside Park | 0 | |
| 473 | Chengkong Harbor | 0 | |
| 474 | Beinan Cultural Park | 0 | |
| 475 | National Museum of Prehistory | 0 | |
| 476 | Taimali | 0 | |

| # d2_2: D2. What tourist spots have you visited on this trip?spot2 | | | |
|--|---|-------|------------|
| Value | Label | Cases | Percentage |
| 477 | Penghu Mazu Temple (Magung) | 0 | 0.0% |
| 478 | Wang'an Island | 0 | |
| 479 | Qimei Island | 0 | |
| 480 | Hujing Island | 0 | |
| 481 | Tongpan Island | 0 | |
| 482 | Shuangli Wetlands Nature Center | 0 | |
| 483 | Sanhou Folk Culture Village | 0 | |
| 484 | Tai Lake | 0 | |
| 485 | Gugang Lake | 0 | |
| 486 | Shuangli Lake | 0 | |
| 487 | Lingshui Lake | 0 | |
| 488 | Qiu Liang-Gung's Mother Chastity Arch | 0 | |
| 489 | Wentai Pagoda | 0 | |
| 490 | Sihwei Tunnel | 0 | |
| 491 | Jhaishan Tunnel | 0 | |
| 492 | Qionglin | 0 | |
| 493 | August 23rd Bombardment Memorial Hall | 0 | |
| 494 | Mashan Broadcasting and Observation Station | 1 | |
| 495 | Beishan Old Western-style House | 0 | |
| 496 | Taiwu Mountain | 0 | |
| 497 | Beishan Traditional Residency | 0 | |
| 498 | Kinmen Kaoliang Liquor Inc. | 0 | |
| 499 | Wujiang River Estuary | 0 | |
| 500 | Shuitou | 0 | |
| 501 | Guniungtou cliff | 0 | |
| 502 | Qinbi Village, Beigan | 0 | |
| 503 | Bishan Sightseeing Platform | 0 | |
| 504 | Banli-to-Wusha Recreation Area | 0 | |
| 505 | Daqiu Island | 0 | |
| 506 | Beihai Tunnel | 0 | |
| 507 | Tiebao | 0 | |
| 508 | Matsu Liquor Factory (Tunnel 88) | 0 | |
| 509 | Niujiao Village | 0 | |
| 510 | Yanxiu Tidal Echo (Matsu) | 0 | |
| 511 | A Thread of Sky (Matsu) | 0 | |
| 512 | Andong Tunnel | 0 | |
| 513 | Chaste Maiden Cave | 0 | |
| 514 | Dongyong Lighthouse | 0 | |
| 515 | Dapu Monument | 0 | |
| 516 | Dongquan Lighthouse | 0 | |
| 517 | Caipu bay | 0 | |
| 518 | Kunqiu Beach | 0 | |
| 519 | Beigan | 0 | |
| 520 | Nangan | 0 | |
| 521 | Dongyin | 0 | |

d2_2: D2. What tourist spots have you visited on this trip?spot2

| Value | Label | Cases | Percentage |
|-------|--|-------|------------|
| 522 | Jyuguang | 0 | |
| 523 | Jingmei Night Market | 6 | 0.1% |
| 524 | Linjiang St. Night Market | 22 | 0.5% |
| 525 | Dahu Park | 1 | 0.0% |
| 526 | The Beitou Hot Springs Museum | 0 | |
| 527 | Xinyi Shopping Distric | 33 | 0.8% |
| 528 | Haujiang Waterfowl Nature Park | 1 | 0.0% |
| 529 | Dajia Riverside Park | 0 | |
| 530 | SPOT-Taipei Film House | 0 | |
| 531 | The Redhouse Theater | 0 | |
| 532 | Museum of Contemporary Art, Taipei | 0 | |
| 533 | Postal Museum | 0 | |
| 534 | Taiwan Handcraft Promotion Center | 0 | |
| 535 | Shenkeng Old Street | 1 | 0.0% |
| 536 | Pingxi | 5 | 0.1% |
| 537 | Museum of World Religions | 0 | |
| 538 | Yonghe Lehua Night Market | 2 | 0.0% |
| 539 | Blue Highway Tourism Routes | 0 | |
| 540 | Ershawan Gun Emplacement | 1 | 0.0% |
| 541 | Keelung Port | 1 | 0.0% |
| 542 | Nuannuan | 0 | |
| 543 | Zhongli | 1 | 0.0% |
| 544 | Hsinchu Science Park | 2 | 0.0% |
| 545 | Nanliao Fishery Harbor | 0 | |
| 546 | Hsinchu Chenghuang Temple Night Market | 5 | 0.1% |
| 547 | Daba Peak | 0 | |
| 548 | Neiwan Railroad | 0 | |
| 549 | Guanwu National Forest Recreation Area | 0 | |
| 550 | Baguashan | 0 | |
| 551 | Lugang Mazu Temple | 4 | 0.1% |
| 552 | Rueili-Taihe Scenic Area | 0 | |
| 553 | Qigu Birdseeing | 3 | 0.1% |
| 554 | Dragon and Tiger Pagodas | 2 | 0.0% |
| 555 | Chijin Mazu Temple, Kaohsiung | 2 | 0.0% |
| 556 | Confucius Temple (Kaohsiung) | 1 | 0.0% |
| 557 | Xizi Bay | 27 | 0.7% |
| 558 | Kaohsiung Liuhe Night Market | 78 | 1.9% |
| 559 | Urban Spotlight | 8 | 0.2% |
| 560 | Kaohsiung Port | 2 | 0.0% |
| 561 | Love River | 38 | 0.9% |
| 562 | Kaohsiung 85 Building | 24 | 0.6% |
| 563 | Zhungxing Tower | 0 | |
| 564 | Fushan Botanical Garden | 0 | |
| 565 | Toufen | 0 | |
| 566 | Nanfangao | 0 | |

d2_2: D2. What tourist spots have you visited on this trip?spot2

| Value | Label | Cases | Percentage |
|-------|--|-------|------------|
| 567 | Hualien Harbor | 0 | |
| 568 | Hualien Seaside Park | 0 | |
| 569 | Whale and Dolphine Viewing Tour along East Coast | 2 | 0.0% |
| 570 | Guanshan Bicycle Path | 0 | |
| 571 | Water Running Up | 0 | |
| 572 | Dulan Mountain | 0 | |
| 573 | 921 Earthquake Museum of Taiwan (Jiji) | 0 | |
| 574 | Teresa Teng Memorail Park (Yun Garden) | 0 | |
| 575 | Wufenpu Fashion Area | 5 | 0.1% |
| 576 | Miramar Ferris Wheel | 6 | 0.1% |
| 577 | Dalongdong Baoan Temple | 1 | 0.0% |
| 578 | Guanghua 3C Mall | 0 | |
| 579 | Yuanwangkeng Park | 0 | |
| 580 | Waiao Ocean Recreational Area | 0 | |
| 581 | Shi Guanyin Temple | 0 | |
| 582 | Daxi Honeymoon Bay | 0 | |
| 583 | Jinshan Lion's Head Mountain | 0 | |
| 584 | Jinshan Zhongjiao Shazhu Bay | 0 | |
| 585 | Sanzhi Visitor Center and Gallery | 0 | |
| 586 | Sanzhi Qianshui Bay | 0 | |
| 587 | Sanzhi | 0 | |
| 588 | Jiji Green Tunnel | 0 | |
| 589 | Hualien Sugar Factory | 1 | 0.0% |
| 590 | Gongguan | 1 | 0.0% |
| 591 | Qishan | 0 | |
| 592 | Meinong | 1 | 0.0% |
| 593 | Jiaxian | 1 | 0.0% |
| 594 | Shan-Ping Forest Ecological Garden | 0 | |
| 595 | Laingshan Recreation Area, Pingtung | 0 | |
| 596 | Goddess Temple (Magong, Penghu) | 0 | |
| 597 | Penghu Ocean-crossing Bridge | 0 | |
| 598 | Tongliang Great Banyuan | 0 | |
| 599 | Fongguei Cave | 0 | |
| 600 | Matsu War and Peace Memorial Park | 0 | |
| 601 | Matsu Religions Park | 0 | |
| 602 | Beihai Recreation Area, Matsu | 0 | |
| 603 | Tsai Family Ancestral Shrine, Qionglin | 0 | |
| 604 | Tunnels in Qionglin Combat Village, Kinmen | 0 | |
| 605 | Huang Family Yutang Villa, Kinmen | 0 | |
| 606 | Deyue Tower Western-style Houses, Kinmen | 0 | |
| 607 | Confucius Temple | 4 | 0.1% |
| 608 | Nanjichang Night Market | 1 | 0.0% |
| 609 | Ninxia Night Market | 3 | 0.1% |
| 610 | Sinjhuang Night Market | 0 | |
| 611 | Banciao Nanya Night Market | 2 | 0.0% |

| # d2_2: D2. What tourist spots have you visited on this trip?spot2 | | | |
|---|--|-------|------------|
| Value | Label | Cases | Percentage |
| 612 | Jhonghe Singnan Night Market | 0 | |
| 613 | Other Night Markets in Keelung City | 0 | |
| 614 | Jhongli Sinmin Night Market | 0 | |
| 615 | Taoyuan Tourist Night Market | 2 | 0.0% |
| 616 | Taichung Fongjia Night Market | 28 | 0.7% |
| 617 | Taichung Jhonghua Night Market | 4 | 0.1% |
| 618 | Lugang trandtional snacks | 0 | |
| 619 | Chiayi Wenhua Rd. Night Market | 1 | 0.0% |
| 620 | Kaohsiung Sinsing Night Market | 7 | 0.2% |
| 621 | Pingtung Minzu Rd. Night Market | 0 | |
| 622 | Yilan Luodong Night Market | 1 | 0.0% |
| 623 | Hualien Nanbin Night Market | 1 | 0.0% |
| 624 | Teresa Teng Memorail Park | 0 | |
| 625 | Tianlu Art Center | 0 | |
| 626 | Liugui Service Area | 0 | |
| Sysmiss | | 1451 | |
| Warning: these figures indicate the number of cases found in the data file. They cannot be interpreted as summary statistics of the population of interest. | | | |
| # d2_3: D2. What tourist spots have you visited on this trip?spot3 | | | |
| Information | [Type= discrete] [Format=numeric] [Range= 1-626] [Missing=*] | | |
| Statistics [NW/ W] | [Valid=3631 /-] [Invalid=1873 /-] | | |
| Value | Label | Cases | Percentage |
| 1 | Taipei City | 1 | 0.0% |
| 2 | Chiang Kaishek Memorial Hall | 168 | 4.6% |
| 3 | National Palace Museum | 1027 | 28.3% |
| 4 | Other Night Markets in Taipei City | 0 | |
| 5 | Long Shan Temple | 182 | 5.0% |
| 6 | Taipe Martyr's Shrine | 228 | 6.3% |
| 7 | Yangmingshan National Park | 43 | 1.2% |
| 8 | Dihua Street Night Market | 2 | 0.1% |
| 9 | Chinese Culture & Movie Center | 0 | |
| 10 | National Taiwan College of Performing Arts | 0 | |
| 11 | Tienmu | 1 | 0.0% |
| 12 | The Estern Distristic of Taipei | 88 | 2.4% |
| 13 | Sun Yatsen Memorail Hall | 19 | 0.5% |
| 14 | Mucha Maokong | 7 | 0.2% |
| 15 | Taipei Zoo | 8 | 0.2% |
| 16 | Jou Fen | 114 | 3.1% |
| 17 | Xiemending | 176 | 4.8% |
| 18 | Yehliu Ocean World | 1 | 0.0% |
| 19 | Coastline park | 0 | |
| 20 | Taipei Botanical Garden | 1 | 0.0% |
| 21 | Hsing Tian Kong (Xingtian Temple) | 5 | 0.1% |
| 22 | Yangmingshuwu | 0 | |
| 23 | Taipei 101 | 294 | 8.1% |

d2_3: D2. What tourist spots have you visited on this trip?spot3

| Value | Label | Cases | Percentage |
|-------|--|-------|------------|
| 24 | Taipei Fine Art Museum | 7 | 0.2% |
| 25 | National Museum of History | 0 | |
| 26 | National Taiwan Science Education Center | 0 | |
| 27 | Taipei zoo | 0 | |
| 28 | Taipei Children's Recreation Center | 0 | |
| 29 | Taipei Astronomical Museum | 0 | |
| 30 | Taipei Children's Museum of Transportation and Communication | 0 | |
| 31 | Chiang Kaishek's Shihlin Residence | 308 | 8.5% |
| 32 | National Museum of Marine Biology & Aquarium | 0 | |
| 33 | The Observatory of Shin Kong Life Tower | 0 | |
| 34 | Shilin Night Market | 23 | 0.6% |
| 35 | Huaxi Street (Snake Alley) Night Market | 3 | 0.1% |
| 36 | Raohe Street Night Market | 16 | 0.4% |
| 37 | Office of the President Republic of China (Taiwan) | 7 | 0.2% |
| 38 | National Taiwan Arts Education Center | 0 | |
| 39 | 228 Peace Memorial Park | 3 | 0.1% |
| 40 | Yuanshan | 4 | 0.1% |
| 41 | Taipei Matro Mall | 6 | 0.2% |
| 42 | Juming Museum | 0 | |
| 43 | Beitou | 48 | 1.3% |
| 44 | Qing Shui Zu shi temple | 0 | |
| 45 | Lin An Tai Historical House & Museum | 0 | |
| 46 | Shung Ye Museum of Formosan Aborigines | 0 | |
| 47 | Taipei Main Station Shopping Area | 6 | 0.2% |
| 48 | Shung Ye Museum of Formosan Aborigines (Taipei) | 3 | 0.1% |
| 49 | Miniatures Museum of Taiwan (Taipei) | 0 | |
| 50 | Jianguo Flower and Jade Market | 4 | 0.1% |
| 51 | Beitou Museum | 0 | |
| 52 | Matilda Resort | 0 | |
| 53 | Neptune Resort | 0 | |
| 54 | Yehliu | 43 | 1.2% |
| 55 | Shihmen (Stone) Arch | 0 | |
| 56 | Tiaoshih Coast / Jump-stone Coast | 0 | |
| 57 | Jinshan Hot-Spring Gym Pool | 1 | 0.0% |
| 58 | New Jinshan Beach | 0 | |
| 59 | Green Bay Beach | 0 | |
| 60 | Guanyinshan | 1 | 0.0% |
| 61 | Lailai Rock Fishing ?Area | 0 | |
| 62 | Shida Night Market | 9 | 0.2% |
| 63 | Pinglin Tea Museum | 0 | |
| 64 | Yingge Ceramics Museum | 3 | 0.1% |
| 65 | Wulai | 19 | 0.5% |
| 66 | Shihfen Waterfall | 4 | 0.1% |
| 67 | Butian Lake | 6 | 0.2% |
| 68 | Manyueyuan National Forest Recreation Area | 0 | |

d2_3: D2. What tourist spots have you visited on this trip?spot3

| Value | Label | Cases | Percentage |
|-------|--|-------|------------|
| 69 | Neidong National Forest Recreation Area | 0 | |
| 70 | Formosa Fun Coast | 0 | |
| 71 | Lele Valley Springs | 0 | |
| 72 | Yun Hsien Resort | 0 | |
| 73 | Bitou Harbor Service Area | 0 | |
| 74 | Longdongwan Coast Park | 0 | |
| 75 | Longdong South Ocean Park | 0 | |
| 76 | Fulong beach (including Fulong Visitor Center) | 0 | |
| 77 | Longmen Camp Site | 0 | |
| 78 | Yanliao Beach Park | 0 | |
| 79 | Sandiaoqiao Cape Lighthouse | 0 | |
| 80 | the Lin Family Mans | 0 | |
| 81 | Tamsui | 103 | 2.8% |
| 82 | Fort San Domingo | 3 | 0.1% |
| 83 | Linkou | 0 | |
| 84 | Shihcheng Service Are | 0 | |
| 85 | The North Coast Tourist Routes | 6 | 0.2% |
| 86 | The Lanyang Northern Cross Tourist Routes | 0 | |
| 87 | The Northeast Coast National Scenic Area | 0 | |
| 88 | Keelung City | 0 | |
| 89 | Dawulun Gun Emplacement | 0 | |
| 90 | The Northeast Coastal Scenic Area | 4 | 0.1% |
| 91 | Jhongjhrng Park | 0 | |
| 92 | Valentine Lake Park | 0 | |
| 93 | East Canyon | 0 | |
| 94 | Sento Park | 0 | |
| 95 | Badou Zi Coastal Park | 1 | 0.0% |
| 96 | Hepingdao Seashore Park | 1 | 0.0% |
| 97 | Taoyuan County | 0 | |
| 98 | Shihmen Reservoir | 1 | 0.0% |
| 99 | Window on China Theme Park | 3 | 0.1% |
| 100 | Chung Cheng Aviation Museum | 0 | |
| 101 | Siaowulai Scenic Area | 0 | |
| 102 | Dongyanshan National Forest Recreation Area | 0 | |
| 103 | Lalashan Forest Reserve | 0 | |
| 104 | Wei Chuan Pushin Ranch | 0 | |
| 105 | Dragonball Bay | 0 | |
| 106 | Hsinchu City | 0 | |
| 107 | Leofoo Village Theme Park | 4 | 0.1% |
| 108 | Golden Bird Oceanic Park | 0 | |
| 109 | Little Ding-Dong Science Park | 0 | |
| 110 | Wanjui Forest Recreational Area | 0 | |
| 111 | Dasheng Amusement Park | 0 | |
| 112 | Qingquan Hot? Spring | 0 | |
| 113 | Ku Chi Peak | 0 | |

d2_3: D2. What tourist spots have you visited on this trip?spot3

| Value | Label | Cases | Percentage |
|-------|--|-------|------------|
| 114 | Miaoli County | 0 | |
| 115 | Tri-Mountain National Scenic Area | 0 | |
| 116 | Lion's Head Mountain Scenic Area | 0 | |
| 117 | Kuanwu Cottage,? Shei-Pa National Park | 1 | 0.0% |
| 118 | Mingde Reservoir | 0 | |
| 119 | Qiding Beach Resort | 0 | |
| 120 | Tongxiao Beach Resort | 0 | |
| 121 | Shangri-La Amusement Park | 0 | |
| 122 | New China City Amusement World | 0 | |
| 123 | Sanyi Wood Sculpture Museum | 1 | 0.0% |
| 124 | West Lake Resortopia | 0 | |
| 125 | Evergreen Valley Forest Amusement | 0 | |
| 126 | Taoyuan, Hsinchu and Miaoli Tourist Routes | 0 | |
| 127 | Taichung City | 0 | |
| 128 | National Museum of Natural Science | 2 | 0.1% |
| 129 | Encore Garden | 0 | |
| 130 | Dungshr Forest Farm | 0 | |
| 131 | Dasyueshan National Forest Recreation Area | 0 | |
| 132 | Taiwan Studio City | 0 | |
| 133 | Lishan Recreation Area | 0 | |
| 134 | Shei-pa National Park | 1 | 0.0% |
| 136 | Wuling National Forest Recreation Area | 0 | |
| 137 | Fushoushan Farm | 0 | |
| 138 | Tiehchenshan Mountain Recreation Area | 1 | 0.0% |
| 139 | Basianshan National Forest Recreation Area | 0 | |
| 140 | Dasyueshan National Forest Recreation Area | 0 | |
| 141 | Daan Beach | 0 | |
| 142 | The Ryukoku natural amusement park | 0 | |
| 143 | Yamay Resort | 0 | |
| 144 | Tungshan Amusement Park | 0 | |
| 145 | Nantou County | 0 | |
| 146 | Sitou Forest Recreation Area | 1 | 0.0% |
| 147 | Sun Link Sea Forest Recreation Area | 0 | |
| 148 | Formosan Aboriginal Culture Village | 4 | 0.1% |
| 149 | Atayal Village | 0 | |
| 150 | The Sunmoonlake Scenic Area | 46 | 1.3% |
| 151 | Cingjing Farm | 4 | 0.1% |
| 152 | Wushe Scenic Area | 0 | |
| 153 | Hehuanshan National Forest Recreation Area | 1 | 0.0% |
| 154 | Yushan National Park | 0 | |
| 155 | Tataka Recreation Area | 0 | |
| 156 | Sun Moon Lake Tourist Routes | 0 | |
| 157 | Panshan Battle Trenches | 0 | |
| 158 | Chung-Tai Buddhist Temple | 2 | 0.1% |
| 159 | Shoutian Temple | 0 | |

d2_3: D2. What tourist spots have you visited on this trip?spot3

| Value | Label | Cases | Percentage |
|-------|---|-------|------------|
| 160 | Cihu (Kinmen) | 0 | |
| 161 | Phoenix Valley Bird Park | 0 | |
| 162 | Taiwan Endemic Species Research Institute | 0 | |
| 163 | Dakuanshan Nature Reserve | 0 | |
| 164 | Dongpu Hot Spring | 2 | 0.1% |
| 165 | Aowanda National Forest Recreation Area | 0 | |
| 166 | Huisun Forest Recreation Area | 0 | |
| 167 | Laiji | 0 | |
| 168 | Hehuanshan National Forest Recreation Area | 0 | |
| 169 | Changhua County | 0 | |
| 170 | Lugang Folk Arts Museum | 0 | |
| 171 | Taiwan Folk Village | 0 | |
| 172 | Songboling Forest Park | 1 | 0.0% |
| 173 | Hu Shan Yan | 0 | |
| 174 | The new Baiguoshan Amusement | 0 | |
| 175 | Chingshuiyan Scout Camp | 0 | |
| 176 | ?Tienchung Forest Park | 0 | |
| 177 | The Great Buddha Sculpture | 0 | |
| 178 | Longshan Temple, Lugang | 0 | |
| 179 | Confucius Temple, Chunghua | 0 | |
| 180 | Yunlin County | 0 | |
| 181 | Southwest Coast Tourism Routes | 0 | |
| 182 | Southwest Coast Scenic Area | 0 | |
| 183 | JanFuSun Fancyworld | 0 | |
| 184 | Tsaoling | 0 | |
| 185 | San Tiao Lun? Beach ?Park | 0 | |
| 186 | BeiGang ChaoTian Temple | 1 | 0.0% |
| 187 | Chiayi County | 0 | |
| 188 | Lijia | 0 | |
| 189 | Alishan National Scenic Area | 27 | 0.7% |
| 190 | Shou Shan | 1 | 0.0% |
| 191 | Alishan Tourism Routes | 0 | |
| 192 | Danayigu | 0 | |
| 193 | Fengshan Ecology Garden | 0 | |
| 194 | Guanyin Waterfall Scenic Area | 0 | |
| 195 | China Folk-Custom Village | 0 | |
| 196 | Big Chiayi Theme Park | 0 | |
| 197 | Chiayi Farm Ecological Resort | 0 | |
| 198 | Ren-Yi Tan | 1 | 0.0% |
| 199 | Lantan | 0 | |
| 200 | Tainan City | 0 | |
| 201 | Chihkan Tower | 11 | 0.3% |
| 202 | Old Fort of Anping (Fort Zeelandia) | 11 | 0.3% |
| 203 | Wu Shan Tou Reservoir | 0 | |
| 204 | Anping Port National Historical Scenic Area | 0 | |

d2_3: D2. What tourist spots have you visited on this trip?spot3

| Value | Label | Cases | Percentage |
|-------|--|-------|------------|
| 205 | The Jianshan Pi Reservoir Scenic Area | 0 | |
| 206 | Zengwun Dam | 0 | |
| 207 | Coral Lake | 0 | |
| 208 | Guan Zih Ling | 3 | 0.1% |
| 209 | Hutoubei Scenic Area | 0 | |
| 210 | Tsou-Ma-Lai Farm | 0 | |
| 211 | Leopard King Safari Zoo | 1 | 0.0% |
| 212 | Mashagou Seafront Beach ?Park | 0 | |
| 213 | Woozland | 0 | |
| 214 | Daitianfu Temple, Madou | 0 | |
| 215 | Daitianfu Temple, Nankunshen | 1 | 0.0% |
| 216 | Koxinga Shrine | 12 | 0.3% |
| 217 | Eternal Fortress | 6 | 0.2% |
| 218 | Confucius Temple, Tainan | 6 | 0.2% |
| 219 | War God Temple | 0 | |
| 220 | Five Concubines Temple | 0 | |
| 221 | Great Empress of Heaven Temple | 1 | 0.0% |
| 222 | Kaohsiung City | 0 | |
| 223 | Spring Autumn Pavilions in Zuoying | 1 | 0.0% |
| 224 | Chengching Lake | 9 | 0.2% |
| 225 | Foguangshan | 9 | 0.2% |
| 226 | Maolin Scenic Area (including Lovers' Valley and Duona Sprin | 1 | 0.0% |
| 227 | Kaohsiung-Pingtung the Foothills Tourism Routes (Including K | 0 | |
| 228 | Meishan Visitor Center | 0 | |
| 229 | Shoushan Zoo | 7 | 0.2% |
| 230 | Kaohsiung Historic Museum | 4 | 0.1% |
| 231 | Cijin Seashore Park | 10 | 0.3% |
| 232 | Lotus Pond | 13 | 0.4% |
| 233 | National Science and Technology Museum | 1 | 0.0% |
| 234 | Kaoshiung Museum of Fine Arts | 3 | 0.1% |
| 235 | Kaohsiung Museum of History | 2 | 0.1% |
| 236 | Pingtung Farm | 0 | |
| 238 | Tengjhih National Forest Recreation Area | 0 | |
| 239 | Cijin Beach ?Park | 1 | 0.0% |
| 240 | Blue Lagoon Water Park | 4 | 0.1% |
| 241 | Grand World InternationalVillage | 0 | |
| 242 | Boalai, Bulao Hot Springs | 2 | 0.1% |
| 243 | ?Former Sinwei Tree?Nursery | 0 | |
| 244 | Eighteen Arhats Mountain Area | 0 | |
| 245 | Bridge Recreation Area | 0 | |
| 246 | Bang Abdominal Creek Recreation Areas | 0 | |
| 247 | Pingtung County | 0 | |
| 248 | Kenting National Park | 20 | 0.6% |
| 249 | Jiaosi | 0 | |
| 250 | Eluanbi Park | 0 | |

d2_3: D2. What tourist spots have you visited on this trip?spot3

| Value | Label | Cases | Percentage |
|-------|--|-------|------------|
| 251 | Maobitou Park | 1 | 0.0% |
| 252 | Kenting National Forest Recreation Area | 0 | |
| 253 | Kenting Space Port | 9 | 0.2% |
| 254 | Jialeshuei Scenic Area | 4 | 0.1% |
| 255 | Sheding Nature Park | 1 | 0.0% |
| 256 | Nanwan Beach Recreation Area | 2 | 0.1% |
| 257 | Shiaowan Beach Recreation Area | 0 | |
| 258 | The Sisal Industry History Monument | 0 | |
| 259 | Longluan Lake Nature Center | 0 | |
| 260 | Shadao Shell Beach Exhibition Hall | 0 | |
| 261 | National Museum of Marine Biology & Aquarium | 3 | 0.1% |
| 262 | Hengchun Peninsula Tourist Routes | 0 | |
| 263 | Dapeng Bay National Scenic Area | 2 | 0.1% |
| 264 | Liuqiu (Shiaoliqiu) | 0 | |
| 265 | Shiaoliqiu Tourism Diving Boat | 0 | |
| 266 | Holiday Theme Park | 0 | |
| 267 | Jiliang Mountain Tourist Routes (Including Hualien, Yilan, T | 0 | |
| 268 | Taiwan Aboriginal Culture Park | 1 | 0.0% |
| 269 | Shuangliou National Forest Recreation Area | 0 | |
| 270 | Kenting Beach | 1 | 0.0% |
| 271 | Yilan County | 0 | |
| 272 | Tung Shan Science Area | 3 | 0.1% |
| 273 | Dahu | 0 | |
| 274 | Wufengqi Scenic Area | 0 | |
| 275 | Meihua Lake | 0 | |
| 276 | Longtan Lake | 0 | |
| 277 | Taipingshan National Forest Recreation Area | 0 | |
| 278 | Cilan Forest Recreation Area | 0 | |
| 279 | Mingchih Forest Recreation Area | 0 | |
| 280 | Toucheng Beach | 0 | |
| 281 | Chilan Forest Playground | 0 | |
| 282 | Dali Visitor Center | 0 | |
| 283 | Beiguan Tidal Park | 1 | 0.0% |
| 284 | Mt. Taiping | 0 | |
| 285 | Wuling Farm | 0 | |
| 286 | Wulaokeng Scenic Area | 0 | |
| 287 | Su-ao Cold Spring | 5 | 0.1% |
| 288 | Hualine County | 0 | |
| 289 | Taroko, Tienhsiang | 34 | 0.9% |
| 290 | Oriental Hawaii | 0 | |
| 291 | Xiuguluan River Rafting Area | 0 | |
| 292 | Shihtiping Recreation Area | 0 | |
| 293 | Jici Beach | 0 | |
| 294 | Hualien Ranger Station | 0 | |
| 295 | East Rift Valley National Scenic Area (including Hualien, Ta | 0 | |

d2_3: D2. What tourist spots have you visited on this trip?spot3

| Value | Label | Cases | Percentage |
|-------|--|-------|------------|
| 296 | Liyu Lake Scenic Area | 0 | |
| 297 | Chihnan National Forest Recreation Area | 0 | |
| 298 | Chao Feng Ranch & Resort | 0 | |
| 299 | Fuyuan National Forest Recreation Area | 0 | |
| 300 | Nan-an Visitor Center, Yushan National Park | 0 | |
| 301 | Lingtien Mountain | 0 | |
| 302 | Shihti Harbor | 0 | |
| 303 | Pulowan Recreation Area | 0 | |
| 304 | Wenshan Springs | 1 | 0.0% |
| 305 | Fugang Harbor | 0 | |
| 306 | The East Coast (Baxian Cave (Baxiandong), Shihtiping, Sansia | 0 | |
| 307 | Ligi Mudstone Badlands Geopark in Eastern Taiwan | 0 | |
| 308 | Hualien & Taitung Tourist Routes (including Hualien, Taitun | 0 | |
| 309 | Taitung County | 0 | |
| 310 | Jhihben | 1 | 0.0% |
| 311 | Jialulan | 0 | |
| 312 | Shanyuan Beach | 0 | |
| 313 | Sansiantai (Terrace of the Three Immortals) | 1 | 0.0% |
| 314 | Basian Cave (Basiandong) | 0 | |
| 315 | East Coast National Scenic Area Administration Headquarters | 0 | |
| 316 | Guanshan Water Park | 0 | |
| 317 | Chihshang Pastoral T.S.C. | 0 | |
| 318 | Chulu Pasturage | 0 | |
| 319 | East Coast National Scenic Area (including Hualien, Tautung) | 0 | |
| 320 | Taitung Veterans Farm | 0 | |
| 321 | Jhihben National Forest Recreation Area | 0 | |
| 322 | Lyudao (Green Island) | 1 | 0.0% |
| 323 | Lanyu (Orchid Island) | 0 | |
| 324 | Penghu County | 0 | |
| 325 | Penghu National Scenic Area | 0 | |
| 326 | Penghu Visitor Center | 0 | |
| 327 | South Sea Visitor Center | 0 | |
| 328 | North Sea Visitor Center | 0 | |
| 329 | Penghu Aquarium | 0 | |
| 330 | Lintou Park | 0 | |
| 331 | Siyu Western Fort | 0 | |
| 332 | Jibei Island | 0 | |
| 333 | Center for the Promotion of the Tourism Industry | 0 | |
| 334 | Kinmen County | 0 | |
| 335 | Kinmen National Park | 0 | |
| 336 | Sun Yat-sen Memorial Forest | 0 | |
| 337 | Jhaishan | 0 | |
| 338 | Nature Center | 0 | |
| 339 | Guniungtou War Museum | 0 | |
| 340 | Kinmen Folk Culture Village | 1 | 0.0% |

d2_3: D2. What tourist spots have you visited on this trip?spot3

| Value | Label | Cases | Percentage |
|-------|--|-------|------------|
| 341 | Juguang Tower | 0 | |
| 342 | Xibian Beach | 0 | |
| 343 | Lienchiang County | 0 | |
| 344 | Offshore Islands Tourism Routes (Including: Kinmen, Matsu, P | 0 | |
| 345 | Round Island Railway Tourism Routes | 0 | |
| 346 | National Floriculture Park | 0 | |
| 347 | Temples | 0 | |
| 348 | Taipei County | 0 | |
| 349 | Other Night Markets in Taipei County | 0 | |
| 350 | Keelung Miaokow Night Market | 8 | 0.2% |
| 351 | Other Night Markets in Taoyuan County | 0 | |
| 352 | Other Night Markets in Hsinchu City | 0 | |
| 353 | Hsinchu County | 0 | |
| 354 | Other Night Markets in Hsinchu County | 0 | |
| 355 | Other Night Markets in Miaoli County | 0 | |
| 356 | Other Night Markets in Taichung City | 0 | |
| 357 | Taichung County | 0 | |
| 358 | Other Night Markets in Taichung County | 0 | |
| 359 | Other Night Markets in Changhua County | 1 | 0.0% |
| 360 | Other Night Markets in Yunlin County | 0 | |
| 361 | Other Night Markets in Chiayi County | 0 | |
| 362 | Other Night Markets in Tainan City | 0 | |
| 363 | Tainan County | 0 | |
| 364 | Other Night Markets in Tainan County | 0 | |
| 365 | Kaohsiung County | 0 | |
| 366 | Other Night Markets in Kaohsiung County | 0 | |
| 367 | Other Night Markets in Kaohsiung City | 0 | |
| 368 | Other Night Markets in Pingtung County | 0 | |
| 369 | Other Night Markets in Taitung County | 0 | |
| 370 | Other Night Markets in Hualien County | 0 | |
| 371 | Other Night Markets in Yilan County | 0 | |
| 372 | Other Night Markets in Kinmen County | 0 | |
| 373 | Other Night Markets in Nantou County | 0 | |
| 374 | Other Night Markets in Penghu County | 0 | |
| 375 | Other Night Markets in Lienchiang County | 0 | |
| 378 | Chiayi City | 0 | |
| 379 | Other Night Markets in Chiayi City | 0 | |
| 380 | Amis Cultural Village | 0 | |
| 381 | Gongguan Night Market | 4 | 0.1% |
| 382 | Shihciouling Gun Emplacement | 0 | |
| 383 | Bisha Fishery Harbor | 1 | 0.0% |
| 384 | Jinguashi | 1 | 0.0% |
| 385 | Nanya Erosion Rocks Area (including Beaches and Mountain Tra | 1 | 0.0% |
| 386 | Bitou Cape Park (Including Bitou Cape Trail) | 0 | |
| 387 | Jinshawan Beach Park | 0 | |

d2_3: D2. What tourist spots have you visited on this trip?spot3

| Value | Label | Cases | Percentage |
|-------|--|-------|------------|
| 388 | Aodi Fishery Harbor | 0 | |
| 389 | Mao'ao Fishery Village | 0 | |
| 390 | Caoling Historic Trail | 0 | |
| 391 | Pinlin | 0 | |
| 392 | Sanxia | 0 | |
| 393 | Yingge | 1 | 0.0% |
| 394 | Jinshan | 0 | |
| 395 | Temple of Eighteen Deities | 1 | 0.0% |
| 396 | Fugui Cape | 0 | |
| 397 | Baisha Bay | 1 | 0.0% |
| 398 | Tamsui Old Street | 9 | 0.2% |
| 399 | Tamshui Fishman's Wharf | 8 | 0.2% |
| 400 | Taipei County Shinsanhang Museum of Archaeology | 1 | 0.0% |
| 401 | Baling | 0 | |
| 402 | Dashi | 2 | 0.1% |
| 403 | Cihu | 0 | |
| 404 | Neiwan | 4 | 0.1% |
| 405 | Beipu | 1 | 0.0% |
| 406 | Taian hot Springs | 4 | 0.1% |
| 407 | Hwataoyao | 0 | |
| 408 | Zhuolan | 0 | |
| 409 | Sihyuan Yakou | 1 | 0.0% |
| 410 | Huanshan | 0 | |
| 411 | Jiayang | 1 | 0.0% |
| 412 | Deji | 0 | |
| 413 | Dayuling | 0 | |
| 414 | Lushan Hot Springs | 3 | 0.1% |
| 415 | Puli | 1 | 0.0% |
| 416 | Guguan | 0 | |
| 417 | Songhe Tribe | 0 | |
| 418 | Qub-Shou-Yao, Puli | 0 | |
| 419 | Minghu Reservoir | 0 | |
| 420 | Mingtai Reservoir | 0 | |
| 421 | Checheng Train Station | 0 | |
| 422 | DengyingAcademy | 0 | |
| 423 | National Taiwan Craft Research and Development Institute | 0 | |
| 424 | Puli Distillery | 0 | |
| 425 | Guangxing Paper Factory | 0 | |
| 426 | Sing Ling Temple | 0 | |
| 427 | Hua-Ji-Man-Mo Monument | 0 | |
| 428 | Endemic Species Research Institute | 0 | |
| 429 | Mingcin Acadamy | 0 | |
| 430 | Jiji | 0 | |
| 431 | Tenshing Kiln Ceramics Cultural Park | 0 | |
| 432 | Dongshih Fishery Harbor | 0 | |

d2_3: D2. What tourist spots have you visited on this trip?spot3

| Value | Label | Cases | Percentage |
|-------|--|-------|------------|
| 433 | Luermen Tianhou Temple | 0 | |
| 434 | Sicao Dazhong Temple and Gun Emplacement | 0 | |
| 435 | Xishu Golden Beach | 0 | |
| 436 | Tainan Siaobei Night Market | 0 | |
| 437 | Chukou | 0 | |
| 438 | Shanme | 0 | |
| 439 | Shizhuo | 0 | |
| 440 | Dabang | 0 | |
| 441 | Tefuye | 0 | |
| 442 | Fenqihu | 0 | |
| 443 | Ruili | 0 | |
| 444 | Sandimen | 1 | 0.0% |
| 445 | Saijia Amusement Park | 0 | |
| 446 | Gaushu | 0 | |
| 447 | Ligang | 1 | 0.0% |
| 448 | Yanban (Slate) Lane, Wutai Township | 4 | 0.1% |
| 449 | Duona Village's Stone Slab Houses | 0 | |
| 450 | Sichongxi | 2 | 0.1% |
| 451 | Qing-Zhou Beach Recreation Areas | 0 | |
| 452 | Pei Kuan Resort | 0 | |
| 453 | Dali Tiangong Temple | 0 | |
| 454 | Toucheng Recreation Farm | 0 | |
| 455 | Wushih Harbor | 0 | |
| 456 | Guishan Island (Turtle Island) | 0 | |
| 457 | National DongHua University | 0 | |
| 458 | Yi Yuan Resort | 0 | |
| 459 | Promisedland Resort & Lagoon | 0 | |
| 460 | Fenglin Recreation Areas | 0 | |
| 461 | Mataian Wetland Ecological Park | 0 | |
| 462 | Ruisui Hongye Springs | 0 | |
| 463 | Wuhe Tourist Tea Plantation & Saoba Stone Pillars | 0 | |
| 464 | Antong Hot Springs, Yuli | 0 | |
| 465 | Liushidan Mountain | 0 | |
| 466 | Loushan Waterfall | 1 | 0.0% |
| 467 | Dashi Fishery Harbor | 0 | |
| 468 | Qixing Lake (Qixingtian) | 1 | 0.0% |
| 469 | Hualien Farglory Ocean Park | 2 | 0.1% |
| 470 | Dapo Pond & Chishang Pastoral Resort | 0 | |
| 471 | Luyeh High Terrace Tourism Tea Plantation | 0 | |
| 472 | Taitung Hungyeh (Red Leaves) Hot Spring Riverside Park | 0 | |
| 473 | Chengkong Harbor | 1 | 0.0% |
| 474 | Beinan Cultural Park | 0 | |
| 475 | National Museum of Prehistory | 0 | |
| 476 | Taimali | 1 | 0.0% |
| 477 | Penghu Mazu Temple (Magung) | 1 | 0.0% |

d2_3: D2. What tourist spots have you visited on this trip?spot3

| Value | Label | Cases | Percentage |
|-------|---|-------|------------|
| 478 | Wang'an Island | 0 | 0.0% |
| 479 | Qimei Island | 1 | |
| 480 | Hujing Island | 0 | |
| 481 | Tongpan Island | 0 | |
| 482 | Shuangli Wetlands Nature Center | 0 | |
| 483 | Sanhou Folk Culture Village | 0 | |
| 484 | Tai Lake | 0 | |
| 485 | Gugang Lake | 0 | |
| 486 | Shuangli Lake | 0 | |
| 487 | Lingshui Lake | 0 | |
| 488 | Qiu Liang-Gung's Mother Chastity Arch | 0 | |
| 489 | Wentai Pagoda | 0 | |
| 490 | Sihwei Tunnel | 0 | |
| 491 | Jhaishan Tunnel | 0 | |
| 492 | Qionglin | 0 | |
| 493 | August 23rd Bombardment Memorial Hall | 0 | |
| 494 | Mashan Broadcasting and Observation Station | 0 | |
| 495 | Beishan Old Western-style House | 0 | |
| 496 | Taiwu Mountain | 0 | |
| 497 | Beishan Traditional Residency | 0 | |
| 498 | Kinmen Kaoliang Liquor Inc. | 0 | |
| 499 | Wujiang River Estuary | 0 | |
| 500 | Shuitou | 0 | |
| 501 | Guniungtou cliff | 0 | |
| 502 | Qinbi Village, Beigan | 0 | |
| 503 | Bishan Sightseeing Platform | 0 | |
| 504 | Banli-to-Wusha Recreation Area | 0 | |
| 505 | Daqiu Island | 0 | |
| 506 | Beihai Tunnel | 0 | |
| 507 | Tiebao | 0 | |
| 508 | Matsu Liquor Factory (Tunnel 88) | 0 | |
| 509 | Niujiao Village | 0 | |
| 510 | Yanxiu Tidal Echo (Matsu) | 0 | |
| 511 | A Thread of Sky (Matsu) | 0 | |
| 512 | Andong Tunnel | 0 | |
| 513 | Chaste Maiden Cave | 0 | |
| 514 | Dongyong Lighthouse | 0 | |
| 515 | Dapu Monument | 0 | |
| 516 | Dongquan Lighthouse | 0 | |
| 517 | Caipu bay | 0 | |
| 518 | Kunqiu Beach | 0 | |
| 519 | Beigan | 0 | |
| 520 | Nangan | 0 | |
| 521 | Dongyin | 0 | |
| 522 | Jyuguang | 0 | |

d2_3: D2. What tourist spots have you visited on this trip?spot3

| Value | Label | Cases | Percentage |
|-------|--|-------|------------|
| 523 | Jingmei Night Market | 2 | 0.1% |
| 524 | Linjiang St. Night Market | 7 | 0.2% |
| 525 | Dahu Park | 1 | 0.0% |
| 526 | The Beitou Hot Springs Museum | 0 | |
| 527 | Xinyi Shopping Distric | 38 | 1.0% |
| 528 | Haujiang Waterfowl Nature Park | 0 | |
| 529 | Dajia Riverside Park | 2 | 0.1% |
| 530 | SPOT-Taipei Film House | 0 | |
| 531 | The Redhouse Theater | 0 | |
| 532 | Museum of Contemporary Art, Taipei | 0 | |
| 533 | Postal Museum | 0 | |
| 534 | Taiwan Handcraft Promotion Center | 1 | 0.0% |
| 535 | Shenkeng Old Street | 6 | 0.2% |
| 536 | Pingxi | 0 | |
| 537 | Museum of World Religions | 0 | |
| 538 | Yonghe Lehua Night Market | 3 | 0.1% |
| 539 | Blue Highway Tourism Routes | 0 | |
| 540 | Ershawan Gun Emplacement | 0 | |
| 541 | Keelung Port | 0 | |
| 542 | Nuannuan | 0 | |
| 543 | Zhongli | 1 | 0.0% |
| 544 | Hsinchu Science Park | 2 | 0.1% |
| 545 | Nanliao Fishery Harbor | 0 | |
| 546 | Hsinchu Chenghuang Temple Night Market | 0 | |
| 547 | Daba Peak | 0 | |
| 548 | Neiwan Railroad | 0 | |
| 549 | Guanwu National Forest Recreation Area | 0 | |
| 550 | Baguashan | 1 | 0.0% |
| 551 | Lugang Mazu Temple | 1 | 0.0% |
| 552 | Rueili-Taihe Scenic Area | 0 | |
| 553 | Qigu Birdseeing | 0 | |
| 554 | Dragon and Tiger Pagodas | 7 | 0.2% |
| 555 | Chijin Mazu Temple, Kaohsiung | 2 | 0.1% |
| 556 | Confucius Temple (Kaohsiung) | 10 | 0.3% |
| 557 | Xizi Bay | 26 | 0.7% |
| 558 | Kaohsiung Liuhe Night Market | 12 | 0.3% |
| 559 | Urban Spotlight | 10 | 0.3% |
| 560 | Kaohsiung Port | 2 | 0.1% |
| 561 | Love River | 34 | 0.9% |
| 562 | Kaohsiung 85 Building | 22 | 0.6% |
| 563 | Zhungxing Tower | 0 | |
| 564 | Fushan Botanical Garden | 0 | |
| 565 | Toufen | 0 | |
| 566 | Nanfangao | 1 | 0.0% |
| 567 | Hualien Harbor | 0 | |

d2_3: D2. What tourist spots have you visited on this trip?spot3

| Value | Label | Cases | Percentage |
|-------|--|-------|------------|
| 568 | Hualien Seaside Park | 0 | |
| 569 | Whale and Dolphine Viewing Tour along East Coast | 1 | 0.0% |
| 570 | Guanshan Bicycle Path | 0 | |
| 571 | Water Running Up | 0 | |
| 572 | Dulan Mountain | 0 | |
| 573 | 921 Earthquake Museum of Taiwan (Jiji) | 1 | 0.0% |
| 574 | Teresa Teng Memorail Park (Yun Garden) | 0 | |
| 575 | Wufenpu Fashion Area | 7 | 0.2% |
| 576 | Miramar Ferris Wheel | 6 | 0.2% |
| 577 | Dalongdong Baoan Temple | 1 | 0.0% |
| 578 | Guanghua 3C Mall | 2 | 0.1% |
| 579 | Yuanwangkeng Park | 0 | |
| 580 | Waiao Ocean Recreational Area | 0 | |
| 581 | Shi Guanyin Temple | 2 | 0.1% |
| 582 | Daxi Honeymoon Bay | 0 | |
| 583 | Jinshan Lion's Head Mountain | 1 | 0.0% |
| 584 | Jinshan Zhongjiao Shazhu Bay | 0 | |
| 585 | Sanzhi Visitor Center and Gallery | 0 | |
| 586 | Sanzhi Qianshui Bay | 0 | |
| 587 | Sanzhi | 0 | |
| 588 | Jiji Green Tunnel | 0 | |
| 589 | Hualien Sugar Factory | 0 | |
| 590 | Gongguan | 0 | |
| 591 | Qishan | 0 | |
| 592 | Meinong | 3 | 0.1% |
| 593 | Jiaxian | 1 | 0.0% |
| 594 | Shan-Ping Forest Ecological Garden | 0 | |
| 595 | Laingshan Recreation Area, Pingtung | 0 | |
| 596 | Goddess Temple (Magong, Penghu) | 0 | |
| 597 | Penghu Ocean-crossing Bridge | 0 | |
| 598 | Tongliang Great Banyuan | 0 | |
| 599 | Fongguei Cave | 0 | |
| 600 | Matsu War and Peace Memorial Park | 0 | |
| 601 | Matsu Religions Park | 0 | |
| 602 | Beihai Recreation Area, Matsu | 0 | |
| 603 | Tsai Family Ancestral Shrine, Qionglin | 0 | |
| 604 | Tunnels in Qionglin Combat Village, Kinmen | 0 | |
| 605 | Huang Family Yutang Villa, Kinmen | 0 | |
| 606 | Deyue Tower Western-style Houses, Kinmen | 0 | |
| 607 | Confucius Temple | 4 | 0.1% |
| 608 | Nanjichang Night Market | 0 | |
| 609 | Ninxia Night Market | 1 | 0.0% |
| 610 | Sinjhuang Night Market | 0 | |
| 611 | Banciao Nanya Night Market | 2 | 0.1% |
| 612 | Jhonghe Singnan Night Market | 0 | |

| # d2_3: D2. What tourist spots have you visited on this trip?spot3 | | | |
|---|--|-------|------------|
| Value | Label | Cases | Percentage |
| 613 | Other Night Markets in Keelung City | 0 | |
| 614 | Jhongli Sinmin Night Market | 0 | |
| 615 | Taoyuan Tourist Night Market | 0 | |
| 616 | Taichung Fongjia Night Market | 13 | 0.4% |
| 617 | Taichung Jhonghua Night Market | 0 | |
| 618 | Lugang tranditional snacks | 0 | |
| 619 | Chiayi Wenhua Rd. Night Market | 0 | |
| 620 | Kaohsiung Sinsing Night Market | 2 | 0.1% |
| 621 | Pingtung Minzu Rd. Night Market | 0 | |
| 622 | Yilan Luodong Night Market | 0 | |
| 623 | Hualien Nanbin Night Market | 0 | |
| 624 | Teresa Teng Memorail Park | 0 | |
| 625 | Tianlu Art Center | 0 | |
| 626 | Liugui Service Area | 0 | |
| Sysmiss | | 1873 | |
| Warning: these figures indicate the number of cases found in the data file. They cannot be interpreted as summary statistics of the population of interest. | | | |
| # d2_4: D2. What tourist spots have you visited on this trip?spot4 | | | |
| Information | [Type= discrete] [Format=numeric] [Range= 1-626] [Missing=*] | | |
| Statistics [NW/ W] | [Valid=3288 /-] [Invalid=2216 /-] | | |
| Value | Label | Cases | Percentage |
| 1 | Taipei City | 0 | |
| 2 | Chiang Kaishek Memorial Hall | 74 | 2.3% |
| 3 | National Palace Museum | 172 | 5.2% |
| 4 | Other Night Markets in Taipei City | 0 | |
| 5 | Long Shan Temple | 581 | 17.7% |
| 6 | Taipe Martyr's Shrine | 458 | 13.9% |
| 7 | Yangmingshan National Park | 78 | 2.4% |
| 8 | Dihua Street Night Market | 1 | 0.0% |
| 9 | Chinese Culture & Movie Center | 1 | 0.0% |
| 10 | National Taiwan College of Performing Arts | 0 | |
| 11 | Tienmu | 3 | 0.1% |
| 12 | The Estern Distristic of Taipei | 75 | 2.3% |
| 13 | Sun Yatsen Memorail Hall | 22 | 0.7% |
| 14 | Mucha Maokong | 12 | 0.4% |
| 15 | Taipei Zoo | 8 | 0.2% |
| 16 | Jou Fen | 160 | 4.9% |
| 17 | Xiemending | 146 | 4.4% |
| 18 | Yehliu Ocean World | 0 | |
| 19 | Coastline park | 0 | |
| 20 | Taipei Botanical Garden | 1 | 0.0% |
| 21 | Hsing Tian Kong (Xingtian Temple) | 12 | 0.4% |
| 22 | Yangmingshuwu | 1 | 0.0% |
| 23 | Taipei 101 | 304 | 9.2% |
| 24 | Taipei Fine Art Museum | 5 | 0.2% |

d2_4: D2. What tourist spots have you visited on this trip?spot4

| Value | Label | Cases | Percentage |
|-------|--|-------|------------|
| 25 | National Museum of History | 2 | 0.1% |
| 26 | National Taiwan Science Education Center | 0 | |
| 27 | Taipei zoo | 0 | |
| 28 | Taipei Children's Recreation Center | 0 | |
| 29 | Taipei Astronomical Museum | 2 | 0.1% |
| 30 | Taipei Children's Museum of Transportation and Communication | 0 | |
| 31 | Chiang Kaishek's Shihlin Residence | 10 | 0.3% |
| 32 | National Museum of Marine Biology & Aquarium | 1 | 0.0% |
| 33 | The Observatory of Shin Kong Life Tower | 0 | |
| 34 | Shilin Night Market | 6 | 0.2% |
| 35 | Huaxi Street (Snake Alley) Night Market | 1 | 0.0% |
| 36 | Raohe Street Night Market | 2 | 0.1% |
| 37 | Office of the President Republic of China (Taiwan) | 18 | 0.5% |
| 38 | National Taiwan Arts Education Center | 0 | |
| 39 | 228 Peace Memorial Park | 3 | 0.1% |
| 40 | Yuanshan | 11 | 0.3% |
| 41 | Taipei Matro Mall | 11 | 0.3% |
| 42 | Juming Museum | 0 | |
| 43 | Beitou | 55 | 1.7% |
| 44 | Qing Shui Zu shi temple | 0 | |
| 45 | Lin An Tai Historical House & Museum | 0 | |
| 46 | Shung Ye Museum of Formosan Aborigines | 1 | 0.0% |
| 47 | Taipei Main Station Shopping Area | 10 | 0.3% |
| 48 | Shung Ye Museum of Formosan Aborigines (Taipei) | 0 | |
| 49 | Miniatures Museum of Taiwan (Taipei) | 1 | 0.0% |
| 50 | Jianguo Flower and Jade Market | 2 | 0.1% |
| 51 | Beitou Museum | 1 | 0.0% |
| 52 | Matilda Resort | 0 | |
| 53 | Neptune Resort | 0 | |
| 54 | Yehliu | 24 | 0.7% |
| 55 | Shihmen (Stone) Arch | 0 | |
| 56 | Tiaoshih Coast / Jump-stone Coast | 0 | |
| 57 | Jinshan Hot-Spring Gym Pool | 0 | |
| 58 | New Jinshan Beach | 0 | |
| 59 | Green Bay Beach | 0 | |
| 60 | Guanyinshan | 0 | |
| 61 | Lailai Rock Fishing ?Area | 0 | |
| 62 | Shida Night Market | 3 | 0.1% |
| 63 | Pinglin Tea Museum | 0 | |
| 64 | Yingge Ceramics Museum | 1 | 0.0% |
| 65 | Wulai | 11 | 0.3% |
| 66 | Shihfen Waterfall | 3 | 0.1% |
| 67 | Butian Lake | 6 | 0.2% |
| 68 | Manyueyuan National Forest Recreation Area | 0 | |
| 69 | Neidong National Forest Recreation Area | 0 | |

d2_4: D2. What tourist spots have you visited on this trip?spot4

| Value | Label | Cases | Percentage |
|-------|--|-------|------------|
| 70 | Formosa Fun Coast | 0 | |
| 71 | Lele Valley Springs | 0 | |
| 72 | Yun Hsien Resort | 0 | |
| 73 | Bitou Harbor Service Area | 0 | |
| 74 | Longdongwan Coast Park | 0 | |
| 75 | Longdong South Ocean Park | 0 | |
| 76 | Fulong beach (including Fulong Visitor Center) | 0 | |
| 77 | Longmen Camp Site | 0 | |
| 78 | Yanliao Beach Park | 0 | |
| 79 | Sandiaoqiao Cape Lighthouse | 0 | |
| 80 | the Lin Family Mans | 0 | |
| 81 | Tamsui | 107 | 3.3% |
| 82 | Fort San Domingo | 4 | 0.1% |
| 83 | Linkou | 0 | |
| 84 | Shihcheng Service Are | 0 | |
| 85 | The North Coast Tourist Routes | 1 | 0.0% |
| 86 | The Lanyang Northern Cross Tourist Routes | 0 | |
| 87 | The Northeast Coast National Scenic Area | 1 | 0.0% |
| 88 | Keelung City | 0 | |
| 89 | Dawulun Gun Emplacememt | 0 | |
| 90 | The Northeast Coastal Scienic Area | 12 | 0.4% |
| 91 | Jhongjhrng Park | 0 | |
| 92 | Valentine Lake Park | 0 | |
| 93 | East Canyon | 0 | |
| 94 | Sento Park | 0 | |
| 95 | Badou Zi Coastal Park | 0 | |
| 96 | Hepingdao Seashore Park | 0 | |
| 97 | Taoyuan County | 0 | |
| 98 | Shihmen Reservoir | 0 | |
| 99 | Window on China Theme Park | 2 | 0.1% |
| 100 | Chung Cheng Aviation Museum | 0 | |
| 101 | Siaowulai Scenic Area | 0 | |
| 102 | Dongyanshan National Forest Recreation Area | 0 | |
| 103 | Lalashan Forest Reserve | 2 | 0.1% |
| 104 | Wei Chuan Pushin Ranch | 0 | |
| 105 | Dragonball Bay | 0 | |
| 106 | Hsinchu City | 0 | |
| 107 | Leofoo Village Theme Park | 9 | 0.3% |
| 108 | Golden Bird Oceanic Park | 0 | |
| 109 | Little Ding-Dong Science Park | 0 | |
| 110 | Wanjui Forest Recreational Area | 0 | |
| 111 | Dasheng Amusement Park | 0 | |
| 112 | Qingquan Hot? Spring | 0 | |
| 113 | Ku Chi Peak | 0 | |
| 114 | Miaoli County | 0 | |

d2_4: D2. What tourist spots have you visited on this trip?spot4

| Value | Label | Cases | Percentage |
|-------|--|-------|------------|
| 115 | Tri-Mountain National Scenic Area | 0 | |
| 116 | Lion's Head Mountain Scenic Area | 0 | |
| 117 | Kuanwu Cottage,? Shei-Pa National Park | 0 | |
| 118 | Mingde Reservoir | 0 | |
| 119 | Qiding Beach Resort | 0 | |
| 120 | Tongxiao Beach Resort | 0 | |
| 121 | Shangri-La Amusement Park | 0 | |
| 122 | New China City Amusement World | 0 | |
| 123 | Sanyi Wood Sculpture Museum | 1 | 0.0% |
| 124 | West Lake Resortopia | 0 | |
| 125 | Evergreen Valley Forest Amusement | 0 | |
| 126 | Taoyuan, Hsinchu and Miaoli Tourist Routes | 0 | |
| 127 | Taichung City | 0 | |
| 128 | National Museum of Natural Science | 1 | 0.0% |
| 129 | Encore Garden | 0 | |
| 130 | Dungshr Forest Farm | 0 | |
| 131 | Dasyueshan National Forest Recreation Area | 0 | |
| 132 | Taiwan Studio City | 1 | 0.0% |
| 133 | Lishan Recreation Area | 0 | |
| 134 | Shei-pa National Park | 0 | |
| 136 | Wuling National Forest Recreation Area | 0 | |
| 137 | Fushoushan Farm | 0 | |
| 138 | Tiehchenshan Mountain Recreation Area | 0 | |
| 139 | Basianshan National Forest Recreation Area | 0 | |
| 140 | Dasyueshan National Forest Recreation Area | 0 | |
| 141 | Daan Beach | 1 | 0.0% |
| 142 | The Ryukoku natural amusement park | 0 | |
| 143 | Yamay Resort | 3 | 0.1% |
| 144 | Tungshan Amusement Park | 0 | |
| 145 | Nantou County | 0 | |
| 146 | Sitou Forest Recreation Area | 2 | 0.1% |
| 147 | Sun Link Sea Forest Recreation Area | 0 | |
| 148 | Formosan Aboriginal Culture Village | 2 | 0.1% |
| 149 | Atayal Village | 0 | |
| 150 | The Sunmoonlake Scenic Area | 23 | 0.7% |
| 151 | Cingjing Farm | 3 | 0.1% |
| 152 | Wushe Scenic Area | 0 | |
| 153 | Hehuanshan National Forest Recreation Area | 0 | |
| 154 | Yushan National Park | 2 | 0.1% |
| 155 | Tataka Recreation Area | 0 | |
| 156 | Sun Moon Lake Tourist Routes | 0 | |
| 157 | Panshan Battle Trenches | 0 | |
| 158 | Chung-Tai Buddhist Temple | 3 | 0.1% |
| 159 | Shoutian Temple | 0 | |
| 160 | Cihu (Kinmen) | 0 | |

d2_4: D2. What tourist spots have you visited on this trip?spot4

| Value | Label | Cases | Percentage |
|-------|---|-------|------------|
| 161 | Phoenix Valley Bird Park | 0 | |
| 162 | Taiwan Endemic Species Research Institute | 0 | |
| 163 | Dakuanshan Nature Reserve | 1 | 0.0% |
| 164 | Dongpu Hot Spring | 0 | |
| 165 | Aowanda National Forest Recreation Area | 0 | |
| 166 | Huisun Forest Recreation Area | 0 | |
| 167 | Laiji | 0 | |
| 168 | Hehuanshan National Forest Recreation Area | 1 | 0.0% |
| 169 | Changhua County | 0 | |
| 170 | Lugang Folk Arts Museum | 1 | 0.0% |
| 171 | Taiwan Folk Village | 0 | |
| 172 | Songboling Forest Park | 0 | |
| 173 | Hu Shan Yan | 0 | |
| 174 | The new Baiguoshan Amusement | 1 | 0.0% |
| 175 | Chingshuiyan Scout Camp | 0 | |
| 176 | ?Tienchung Forest Park | 0 | |
| 177 | The Great Buddha Sculpture | 0 | |
| 178 | Longshan Temple, Lugang | 1 | 0.0% |
| 179 | Confucius Temple, Chunghua | 0 | |
| 180 | Yunlin County | 0 | |
| 181 | Southwest Coast Tourism Routes | 0 | |
| 182 | Southwest Coast Scenic Area | 0 | |
| 183 | JanFuSun Fancyworld | 1 | 0.0% |
| 184 | Tsaoling | 0 | |
| 185 | San Tiao Lun? Beach ?Park | 0 | |
| 186 | BeiGang ChaoTian Temple | 0 | |
| 187 | Chiayi County | 0 | |
| 188 | Lijia | 0 | |
| 189 | Alishan National Scenic Area | 20 | 0.6% |
| 190 | Shou Shan | 0 | |
| 191 | Alishan Tourism Routes | 0 | |
| 192 | Danayigu | 0 | |
| 193 | Fengshan Ecology Garden | 0 | |
| 194 | Guanyin Waterfall Scenic Area | 0 | |
| 195 | China Folk-Custom Village | 0 | |
| 196 | Big Chiayi Theme Park | 0 | |
| 197 | Chiayi Farm Ecological Resort | 0 | |
| 198 | Ren-Yi Tan | 0 | |
| 199 | Lantan | 0 | |
| 200 | Tainan City | 0 | |
| 201 | Chihkan Tower | 13 | 0.4% |
| 202 | Old Fort of Anping (Fort Zeelandia) | 6 | 0.2% |
| 203 | Wu Shan Tou Reservoir | 0 | |
| 204 | Anping Port National Historical Scenic Area | 3 | 0.1% |
| 205 | The Jianshan Pi Reservoir Scenic Area | 0 | |

d2_4: D2. What tourist spots have you visited on this trip?spot4

| Value | Label | Cases | Percentage |
|-------|--|-------|------------|
| 206 | Zengwun Dam | 1 | 0.0% |
| 207 | Coral Lake | 0 | |
| 208 | Guan Zih Ling | 3 | 0.1% |
| 209 | Hutoubei Scenic Area | 0 | |
| 210 | Tsou-Ma-Lai Farm | 1 | 0.0% |
| 211 | Leopard King Safari Zoo | 0 | |
| 212 | Mashagou Seafront Beach ?Park | 0 | |
| 213 | Woozland | 0 | |
| 214 | Daitianfu Temple, Madou | 0 | |
| 215 | Daitianfu Temple, Nankunshen | 0 | |
| 216 | Koxinga Shrine | 7 | 0.2% |
| 217 | Eternal Fortress | 5 | 0.2% |
| 218 | Confucius Temple, Tainan | 3 | 0.1% |
| 219 | War God Temple | 0 | |
| 220 | Five Concubines Temple | 0 | |
| 221 | Great Empress of Heaven Temple | 1 | 0.0% |
| 222 | Kaohsiung City | 0 | |
| 223 | Spring Autumn Pavilions in Zuoying | 7 | 0.2% |
| 224 | Chengching Lake | 20 | 0.6% |
| 225 | Foguangshan | 5 | 0.2% |
| 226 | Maolin Scenic Area (including Lovers' Valley and Duona Sprin | 1 | 0.0% |
| 227 | Kaohsiung-Pingtung the Foothills Tourism Routes (Including K | 1 | 0.0% |
| 228 | Meishan Visitor Center | 0 | |
| 229 | Shoushan Zoo | 10 | 0.3% |
| 230 | Kaohsiung Historic Museum | 2 | 0.1% |
| 231 | Cijin Seashore Park | 13 | 0.4% |
| 232 | Lotus Pond | 20 | 0.6% |
| 233 | National Science and Technology Museum | 0 | |
| 234 | Kaoshiung Museum of Fine Arts | 1 | 0.0% |
| 235 | Kaohsiung Museum of History | 2 | 0.1% |
| 236 | Pingtung Farm | 1 | 0.0% |
| 238 | Tengjhih National Forest Recreation Area | 2 | 0.1% |
| 239 | Cijin Beach ?Park | 1 | 0.0% |
| 240 | Blue Lagoon Water Park | 2 | 0.1% |
| 241 | Grand World InternationalVillage | 0 | |
| 242 | Boalai, Bulao Hot Springs | 2 | 0.1% |
| 243 | ?Former Sinwei Tree?Nursery | 0 | |
| 244 | Eighteen Arhats Mountain Area | 1 | 0.0% |
| 245 | Bridge Recreation Area | 0 | |
| 246 | Bang Abdominal Creek Recreation Areas | 0 | |
| 247 | Pingtung County | 0 | |
| 248 | Kenting National Park | 17 | 0.5% |
| 249 | Jiaosi | 1 | 0.0% |
| 250 | Eluanbi Park | 2 | 0.1% |
| 251 | Maobitou Park | 0 | |

d2_4: D2. What tourist spots have you visited on this trip?spot4

| Value | Label | Cases | Percentage |
|-------|--|-------|------------|
| 252 | Kenting National Forest Recreation Area | 0 | |
| 253 | Kenting Space Port | 1 | 0.0% |
| 254 | Jialeshuei Scenic Area | 1 | 0.0% |
| 255 | Sheding Nature Park | 1 | 0.0% |
| 256 | Nanwan Beach Recreation Area | 0 | |
| 257 | Shiaowan Beach Recreation Area | 0 | |
| 258 | The Sisal Industry History Monument | 0 | |
| 259 | Longluan Lake Nature Center | 0 | |
| 260 | Shadao Shell Beach Exhibition Hall | 0 | |
| 261 | National Museum of Marine Biology & Aquarium | 5 | 0.2% |
| 262 | Hengchun Peninsula Tourist Routes | 0 | |
| 263 | Dapeng Bay National Scenic Area | 1 | 0.0% |
| 264 | Liuqiu (Shiaoliqiu) | 0 | |
| 265 | Shiaoliqiu Tourism Diving Boat | 0 | |
| 266 | Holiday Theme Park | 0 | |
| 267 | Jiliang Mountain Tourist Routes (Including Hualien, Yilan, T | 0 | |
| 268 | Taiwan Aboriginal Culture Park | 1 | 0.0% |
| 269 | Shuangliou National Forest Recreation Area | 0 | |
| 270 | Kenting Beach | 5 | 0.2% |
| 271 | Yilan County | 0 | |
| 272 | Tung Shan Science Area | 5 | 0.2% |
| 273 | Dahu | 0 | |
| 274 | Wufengqi Scenic Area | 0 | |
| 275 | Meihua Lake | 0 | |
| 276 | Longtan Lake | 0 | |
| 277 | Taipingshan National Forest Recreation Area | 0 | |
| 278 | Cilan Forest Recreation Area | 0 | |
| 279 | Mingchih Forest Recreation Area | 0 | |
| 280 | Toucheng Beach | 1 | 0.0% |
| 281 | Chilan Forest Playground | 0 | |
| 282 | Dali Visitor Center | 0 | |
| 283 | Beiguan Tidal Park | 0 | |
| 284 | Mt. Taiping | 0 | |
| 285 | Wuling Farm | 0 | |
| 286 | Wulaokeng Scenic Area | 0 | |
| 287 | Su-ao Cold Spring | 0 | |
| 288 | Hualine County | 0 | |
| 289 | Taroko, Tienhsiang | 342 | 10.4% |
| 290 | Oriental Hawaii | 0 | |
| 291 | Xiuguluan River Rafting Area | 0 | |
| 292 | Shihtiping Recreation Area | 0 | |
| 293 | Jici Beach | 0 | |
| 294 | Hualien Ranger Station | 0 | |
| 295 | East Rift Valley National Scenic Area (including Hualien, Ta | 0 | |
| 296 | Liyu Lake Scenic Area | 0 | |

d2_4: D2. What tourist spots have you visited on this trip?spot4

| Value | Label | Cases | Percentage |
|-------|--|-------|------------|
| 297 | Chihnan National Forest Recreation Area | 0 | |
| 298 | Chao Feng Ranch & Resort | 0 | |
| 299 | Fuyuan National Forest Recreation Area | 0 | |
| 300 | Nan-an Visitor Center, Yushan National Park | 0 | |
| 301 | Lingtien Mountain | 0 | |
| 302 | Shihti Harbor | 0 | |
| 303 | Pulowan Recreation Area | 0 | |
| 304 | Wenshan Springs | 1 | 0.0% |
| 305 | Fugang Harbor | 0 | |
| 306 | The East Coast (Baxian Cave (Baxiandong), Shihtiping, Sansia | 1 | 0.0% |
| 307 | Ligi Mudstone Badlands Geopark in Eastern Taiwan | 0 | |
| 308 | Hualien & Taitung Tourist Routes (including Hualien, Taitun | 0 | |
| 309 | Taitung County | 0 | |
| 310 | Jhihben | 4 | 0.1% |
| 311 | Jialulan | 0 | |
| 312 | Shanyuan Beach | 0 | |
| 313 | Sansiantai (Terrace of the Three Immortals) | 0 | |
| 314 | Basian Cave (Basiandong) | 0 | |
| 315 | East Coast National Scenic Area Administration Headquarters | 0 | |
| 316 | Guanshan Water Park | 0 | |
| 317 | Chihshang Pastoral T.S.C. | 0 | |
| 318 | Chulu Pasturage | 0 | |
| 319 | East Coast National Scenic Area (including Hualien, Taitung) | 1 | 0.0% |
| 320 | Taitung Veterans Farm | 0 | |
| 321 | Jhihben National Forest Recreation Area | 0 | |
| 322 | Lyudao (Green Island) | 2 | 0.1% |
| 323 | Lanyu (Orchid Island) | 0 | |
| 324 | Penghu County | 0 | |
| 325 | Penghu National Scenic Area | 0 | |
| 326 | Penghu Visitor Center | 0 | |
| 327 | South Sea Visitor Center | 0 | |
| 328 | North Sea Visitor Center | 0 | |
| 329 | Penghu Aquarium | 0 | |
| 330 | Lintou Park | 0 | |
| 331 | Siyu Western Fort | 0 | |
| 332 | Jibei Island | 0 | |
| 333 | Center for the Promotion of the Tourism Industry | 0 | |
| 334 | Kinmen County | 0 | |
| 335 | Kinmen National Park | 0 | |
| 336 | Sun Yat-sen Memorial Forest | 0 | |
| 337 | Jhaishan | 0 | |
| 338 | Nature Center | 0 | |
| 339 | Guniungtou War Museum | 0 | |
| 340 | Kinmen Folk Culture Village | 0 | |
| 341 | Juguang Tower | 0 | |

d2_4: D2. What tourist spots have you visited on this trip?spot4

| Value | Label | Cases | Percentage |
|-------|--|-------|------------|
| 342 | Xibian Beach | 0 | |
| 343 | Lienchiang County | 0 | |
| 344 | Offshore Islands Tourism Routes (Including: Kinmen, Matsu, P | 0 | |
| 345 | Round Island Railway Tourism Routes | 0 | |
| 346 | National Floriculture Park | 0 | |
| 347 | Temples | 0 | |
| 348 | Taipei County | 0 | |
| 349 | Other Night Markets in Taipei County | 0 | |
| 350 | Keelung Miaokow Night Market | 2 | 0.1% |
| 351 | Other Night Markets in Taoyuan County | 0 | |
| 352 | Other Night Markets in Hsinchu City | 0 | |
| 353 | Hsinchu County | 0 | |
| 354 | Other Night Markets in Hsinchu County | 0 | |
| 355 | Other Night Markets in Miaoli County | 0 | |
| 356 | Other Night Markets in Taichung City | 1 | 0.0% |
| 357 | Taichung County | 0 | |
| 358 | Other Night Markets in Taichung County | 0 | |
| 359 | Other Night Markets in Changhua County | 0 | |
| 360 | Other Night Markets in Yunlin County | 0 | |
| 361 | Other Night Markets in Chiayi County | 0 | |
| 362 | Other Night Markets in Tainan City | 0 | |
| 363 | Tainan County | 0 | |
| 364 | Other Night Markets in Tainan County | 0 | |
| 365 | Kaohsiung County | 0 | |
| 366 | Other Night Markets in Kaohsiung County | 0 | |
| 367 | Other Night Markets in Kaohsiung City | 0 | |
| 368 | Other Night Markets in Pingtung County | 0 | |
| 369 | Other Night Markets in Taitung County | 0 | |
| 370 | Other Night Markets in Hualine County | 0 | |
| 371 | Other Night Markets in Yilan County | 0 | |
| 372 | Other Night Markets in Kinmen County | 0 | |
| 373 | Other Night Markets in Nantou County | 0 | |
| 374 | Other Night Markets in Penghu County | 0 | |
| 375 | Other Night Markets in Lienchiang County | 0 | |
| 378 | Chiayi City | 0 | |
| 379 | Other Night Markets in Chiayi City | 0 | |
| 380 | Amis Cultural Village | 2 | 0.1% |
| 381 | Gongguan Night Market | 1 | 0.0% |
| 382 | Shihciouling Gun Emplacement | 0 | |
| 383 | Bisha Fishery Harbor | 0 | |
| 384 | Jinguashi | 5 | 0.2% |
| 385 | Nanya Erosion Rocks Area (including Beaches and Mountain Tra | 0 | |
| 386 | Bitou Cape Park (Including Bitou Cape Trail) | 0 | |
| 387 | Jinshawan Beach Park | 0 | |
| 388 | Aodi Fishery Harbor | 0 | |

d2_4: D2. What tourist spots have you visited on this trip?spot4

| Value | Label | Cases | Percentage |
|-------|--|-------|------------|
| 389 | Mao'ao Fishery Village | 0 | |
| 390 | Caoling Historic Trail | 0 | |
| 391 | Pinlin | 0 | |
| 392 | Sanxia | 1 | 0.0% |
| 393 | Yingge | 2 | 0.1% |
| 394 | Jinshan | 10 | 0.3% |
| 395 | Temple of Eighteen Deities | 0 | |
| 396 | Fugui Cape | 0 | |
| 397 | Baisha Bay | 0 | |
| 398 | Tamsui Old Street | 7 | 0.2% |
| 399 | Tamshui Fishman's Wharf | 10 | 0.3% |
| 400 | Taipei County Shinsanhang Museum of Archaeology | 3 | 0.1% |
| 401 | Baling | 0 | |
| 402 | Dashi | 3 | 0.1% |
| 403 | Cihu | 0 | |
| 404 | Neiwan | 0 | |
| 405 | Beipu | 2 | 0.1% |
| 406 | Taian hot Springs | 2 | 0.1% |
| 407 | Hwataoyao | 0 | |
| 408 | Zhuolan | 0 | |
| 409 | Sihyuan Yakou | 0 | |
| 410 | Huanshan | 1 | 0.0% |
| 411 | Jiayang | 0 | |
| 412 | Deji | 1 | 0.0% |
| 413 | Dayuling | 0 | |
| 414 | Lushan Hot Springs | 0 | |
| 415 | Puli | 3 | 0.1% |
| 416 | Guguan | 1 | 0.0% |
| 417 | Songhe Tribe | 0 | |
| 418 | Qub-Shou-Yao, Puli | 0 | |
| 419 | Minghu Reservoir | 0 | |
| 420 | Mingtai Reservoir | 0 | |
| 421 | Checheng Train Station | 0 | |
| 422 | DengyingAcademy | 0 | |
| 423 | National Taiwan Craft Research and Development Institute | 0 | |
| 424 | Puli Distillery | 1 | 0.0% |
| 425 | Guangxing Paper Factory | 0 | |
| 426 | Sing Ling Temple | 1 | 0.0% |
| 427 | Hua-Ji-Man-Mo Monument | 0 | |
| 428 | Endemic Species Research Institute | 0 | |
| 429 | Mingcin Academy | 0 | |
| 430 | Jiji | 0 | |
| 431 | Tenshing Kiln Ceramics Cultural Park | 0 | |
| 432 | Dongshih Fishery Harbor | 1 | 0.0% |
| 433 | Luermen Tianhou Temple | 1 | 0.0% |

d2_4: D2. What tourist spots have you visited on this trip?spot4

| Value | Label | Cases | Percentage |
|-------|--|-------|------------|
| 434 | Sicao Dazhong Temple and Gun Emplacement | 1 | 0.0% |
| 435 | Xishu Golden Beach | 0 | |
| 436 | Tainan Siaobei Night Market | 0 | |
| 437 | Chukou | 0 | |
| 438 | Shanme | 0 | |
| 439 | Shizhuo | 0 | |
| 440 | Dabang | 0 | |
| 441 | Tefuye | 0 | |
| 442 | Fenqihu | 0 | |
| 443 | Ruili | 1 | 0.0% |
| 444 | Sandimen | 1 | 0.0% |
| 445 | Saijia Amusement Park | 0 | |
| 446 | Gaushu | 0 | |
| 447 | Ligang | 0 | |
| 448 | Yanban (Slate) Lane, Wutai Township | 0 | |
| 449 | Duona Village's Stone Slab Houses | 2 | 0.1% |
| 450 | Sichongxi | 2 | 0.1% |
| 451 | Qing-Zhou Beach Recreation Areas | 0 | |
| 452 | Pei Kuan Resort | 0 | |
| 453 | Dali Tiangong Temple | 1 | 0.0% |
| 454 | Toucheng Recreation Farm | 0 | |
| 455 | Wushih Harbor | 0 | |
| 456 | Guishan Island (Turtle Island) | 0 | |
| 457 | National DongHua University | 0 | |
| 458 | Yi Yuan Resort | 0 | |
| 459 | Promisedland Resort & Lagoon | 0 | |
| 460 | Fenglin Recreation Areas | 0 | |
| 461 | Mataian Wetland Ecological Park | 0 | |
| 462 | Ruisui Hongye Springs | 0 | |
| 463 | Wuhe Tourist Tea Plantation & Saoba Stone Pillars | 1 | 0.0% |
| 464 | Antong Hot Springs, Yuli | 0 | |
| 465 | Liushidan Mountain | 0 | |
| 466 | Loushan Waterfall | 0 | |
| 467 | Dashi Fishery Harbor | 0 | |
| 468 | Qixing Lake (Qixingtang) | 1 | 0.0% |
| 469 | Hualien Farglory Ocean Park | 1 | 0.0% |
| 470 | Dapo Pond & Chishang Pastoral Resort | 0 | |
| 471 | Luyeh High Terrace Tourism Tea Plantation | 0 | |
| 472 | Taitung Hungyeh (Red Leaves) Hot Spring Riverside Park | 0 | |
| 473 | Chengkong Harbor | 0 | |
| 474 | Beinan Cultural Park | 0 | |
| 475 | National Museum of Prehistory | 0 | |
| 476 | Taimali | 1 | 0.0% |
| 477 | Penghu Mazu Temple (Magung) | 0 | |
| 478 | Wang'an Island | 0 | |

d2_4: D2. What tourist spots have you visited on this trip?spot4

| Value | Label | Cases | Percentage |
|-------|---|-------|------------|
| 479 | Qimei Island | 1 | 0.0% |
| 480 | Hujing Island | 0 | |
| 481 | Tongpan Island | 0 | |
| 482 | Shuangli Wetlands Nature Center | 0 | |
| 483 | Sanhou Folk Culture Village | 0 | |
| 484 | Tai Lake | 0 | |
| 485 | Gugang Lake | 0 | |
| 486 | Shuangli Lake | 0 | |
| 487 | Lingshui Lake | 0 | |
| 488 | Qiu Liang-Gung's Mother Chastity Arch | 0 | |
| 489 | Wentai Pagoda | 0 | |
| 490 | Sihwei Tunnel | 0 | |
| 491 | Jhaishan Tunnel | 0 | |
| 492 | Qionglin | 0 | |
| 493 | August 23rd Bombardment Memorial Hall | 0 | |
| 494 | Mashan Broadcasting and Observation Station | 0 | |
| 495 | Beishan Old Western-style House | 0 | |
| 496 | Taiwu Mountain | 0 | |
| 497 | Beishan Traditional Residency | 0 | |
| 498 | Kinmen Kaoliang Liquor Inc. | 0 | |
| 499 | Wujiang River Estuary | 0 | |
| 500 | Shuitou | 0 | |
| 501 | Guniungtou cliff | 0 | |
| 502 | Qinbi Village, Beigan | 0 | |
| 503 | Bishan Sightseeing Platform | 0 | |
| 504 | Banli-to-Wusha Recreation Area | 0 | |
| 505 | Daqiu Island | 0 | |
| 506 | Beihai Tunnel | 0 | |
| 507 | Tiebao | 0 | |
| 508 | Matsu Liquor Factory (Tunnel 88) | 0 | |
| 509 | Niujiao Village | 0 | |
| 510 | Yanxiu Tidal Echo (Matsu) | 0 | |
| 511 | A Thread of Sky (Matsu) | 0 | |
| 512 | Andong Tunnel | 0 | |
| 513 | Chaste Maiden Cave | 0 | |
| 514 | Dongyong Lighthouse | 0 | |
| 515 | Dapu Monument | 0 | |
| 516 | Dongquan Lighthouse | 0 | |
| 517 | Caipu bay | 0 | |
| 518 | Kunqiu Beach | 0 | |
| 519 | Beigan | 0 | |
| 520 | Nangan | 0 | |
| 521 | Dongyin | 0 | |
| 522 | Jyuguang | 0 | |
| 523 | Jingmei Night Market | 0 | |

d2_4: D2. What tourist spots have you visited on this trip?spot4

| Value | Label | Cases | Percentage |
|-------|--|-------|------------|
| 524 | Linjiang St. Night Market | 1 | 0.0% |
| 525 | Dahu Park | 1 | 0.0% |
| 526 | The Beitou Hot Springs Museum | 0 | |
| 527 | Xinyi Shopping Distric | 25 | 0.8% |
| 528 | Haujiang Waterfowl Nature Park | 0 | |
| 529 | Dajia Riverside Park | 0 | |
| 530 | SPOT-Taipei Film House | 0 | |
| 531 | The Redhouse Theater | 1 | 0.0% |
| 532 | Museum of Contemporary Art, Taipei | 0 | |
| 533 | Postal Museum | 0 | |
| 534 | Taiwan Handcraft Promotion Center | 0 | |
| 535 | Shenkeng Old Street | 2 | 0.1% |
| 536 | Pingxi | 2 | 0.1% |
| 537 | Museum of World Religions | 0 | |
| 538 | Yonghe Lehua Night Market | 0 | |
| 539 | Blue Highway Tourism Routes | 0 | |
| 540 | Ershawan Gun Emplacement | 0 | |
| 541 | Keelung Port | 2 | 0.1% |
| 542 | Nuannuan | 0 | |
| 543 | Zhongli | 0 | |
| 544 | Hsinchu Science Park | 0 | |
| 545 | Nanliao Fishery Harbor | 1 | 0.0% |
| 546 | Hsinchu Chenghuang Temple Night Market | 0 | |
| 547 | Daba Peak | 1 | 0.0% |
| 548 | Neiwan Railroad | 0 | |
| 549 | Guanwu National Forest Recreation Area | 0 | |
| 550 | Baguashan | 0 | |
| 551 | Lugang Mazu Temple | 1 | 0.0% |
| 552 | Rueili-Taihe Scenic Area | 0 | |
| 553 | Qigu Birdseeing | 2 | 0.1% |
| 554 | Dragon and Tiger Pagodas | 10 | 0.3% |
| 555 | Chijin Mazu Temple, Kaohsiung | 0 | |
| 556 | Confucius Temple (Kaohsiung) | 6 | 0.2% |
| 557 | Xizi Bay | 15 | 0.5% |
| 558 | Kaohsiung Liuhe Night Market | 2 | 0.1% |
| 559 | Urban Spotlight | 8 | 0.2% |
| 560 | Kaohsiung Port | 6 | 0.2% |
| 561 | Love River | 29 | 0.9% |
| 562 | Kaohsiung 85 Building | 12 | 0.4% |
| 563 | Zhungxing Tower | 0 | |
| 564 | Fushan Botanical Garden | 0 | |
| 565 | Toufen | 0 | |
| 566 | Nanfangao | 1 | 0.0% |
| 567 | Hualien Harbor | 0 | |
| 568 | Hualien Seaside Park | 0 | |

d2_4: D2. What tourist spots have you visited on this trip?spot4

| Value | Label | Cases | Percentage |
|-------|--|-------|------------|
| 569 | Whale and Dolphine Viewing Tour along East Coast | 0 | |
| 570 | Guanshan Bicycle Path | 0 | |
| 571 | Water Running Up | 1 | 0.0% |
| 572 | Dulan Mountain | 0 | |
| 573 | 921 Earthquake Museum of Taiwan (Jiji) | 0 | |
| 574 | Teresa Teng Memorail Park (Yun Garden) | 0 | |
| 575 | Wufenpu Fashion Area | 17 | 0.5% |
| 576 | Miramar Ferris Wheel | 10 | 0.3% |
| 577 | Dalongdong Baoan Temple | 3 | 0.1% |
| 578 | Guanghua 3C Mall | 3 | 0.1% |
| 579 | Yuanwangkeng Park | 0 | |
| 580 | Waiao Ocean Recreational Area | 0 | |
| 581 | Shi Guanyin Temple | 1 | 0.0% |
| 582 | Daxi Honeymoon Bay | 0 | |
| 583 | Jinshan Lion's Head Mountain | 0 | |
| 584 | Jinshan Zhongjiao Shazhu Bay | 1 | 0.0% |
| 585 | Sanzhi Visitor Center and Gallery | 0 | |
| 586 | Sanzhi Qianshui Bay | 0 | |
| 587 | Sanzhi | 0 | |
| 588 | Jiji Green Tunnel | 0 | |
| 589 | Hualien Sugar Factory | 4 | 0.1% |
| 590 | Gongguan | 1 | 0.0% |
| 591 | Qishan | 0 | |
| 592 | Meinong | 3 | 0.1% |
| 593 | Jiaxian | 1 | 0.0% |
| 594 | Shan-Ping Forest Ecological Garden | 0 | |
| 595 | Laingshan Recreation Area, Pingtung | 1 | 0.0% |
| 596 | Goddess Temple (Magong, Penghu) | 1 | 0.0% |
| 597 | Penghu Ocean-crossing Bridge | 1 | 0.0% |
| 598 | Tongliang Great Banyuan | 0 | |
| 599 | Fongguei Cave | 0 | |
| 600 | Matsu War and Peace Memorial Park | 0 | |
| 601 | Matsu Religions Park | 0 | |
| 602 | Beihai Recreation Area, Matsu | 0 | |
| 603 | Tsai Family Ancestral Shrine, Qionglin | 0 | |
| 604 | Tunnels in Qionglin Combat Village, Kinmen | 0 | |
| 605 | Huang Family Youtang Villa, Kinmen | 0 | |
| 606 | Deyue Tower Western-style Houses, Kinmen | 0 | |
| 607 | Confucius Temple | 2 | 0.1% |
| 608 | Nanjichang Night Market | 0 | |
| 609 | Ninxia Night Market | 0 | |
| 610 | Sinjhuang Night Market | 0 | |
| 611 | Banciao Nanya Night Market | 0 | |
| 612 | Jhonghe Singnan Night Market | 0 | |
| 613 | Other Night Markets in Keelung City | 0 | |

d2_4: D2. What tourist spots have you visited on this trip?spot4

| Value | Label | Cases | Percentage |
|---------|---------------------------------|-------|------------|
| 614 | Jhongli Sinmin Night Market | 0 | |
| 615 | Taoyuan Tourist Night Market | 0 | |
| 616 | Taichung Fongjia Night Market | 3 | 0.1% |
| 617 | Taichung Jhonghua Night Market | 1 | 0.0% |
| 618 | Lugang trandtional snacks | 1 | 0.0% |
| 619 | Chiayi Wenhua Rd. Night Market | 0 | |
| 620 | Kaohsiung Sinsing Night Market | 0 | |
| 621 | Pingtung Minzu Rd. Night Market | 0 | |
| 622 | Yilan Luodong Night Market | 0 | |
| 623 | Hualien Nanbin Night Market | 0 | |
| 624 | Teresa Teng Memorail Park | 0 | |
| 625 | Tianlu Art Center | 0 | |
| 626 | Liugui Service Area | 0 | |
| Sysmiss | | 2216 | |

Warning: these figures indicate the number of cases found in the data file. They cannot be interpreted as summary statistics of the population of interest.

d2_5: D2. What tourist spots have you visited on this trip?spot5

| | |
|--------------------|--|
| Information | [Type= discrete] [Format=numeric] [Range= 1-626] [Missing=*] |
| Statistics [NW/ W] | [Valid=2934 /-] [Invalid=2570 /-] |

| Value | Label | Cases | Percentage |
|-------|--|-------|------------|
| 1 | Taipei City | 0 | |
| 2 | Chiang Kaishek Memorial Hall | 53 | 1.8% |
| 3 | National Palace Museum | 97 | 3.3% |
| 4 | Other Night Markets in Taipei City | 0 | |
| 5 | Long Shan Temple | 73 | 2.5% |
| 6 | Taipe Martyr's Shrine | 629 | 21.4% |
| 7 | Yangmingshan National Park | 61 | 2.1% |
| 8 | Dihua Street Night Market | 1 | 0.0% |
| 9 | Chinese Culture & Movie Center | 1 | 0.0% |
| 10 | National Taiwan College of Performing Arts | 0 | |
| 11 | Tienmu | 5 | 0.2% |
| 12 | The Estern Distristic of Taipei | 69 | 2.4% |
| 13 | Sun Yatsen Memorail Hall | 19 | 0.6% |
| 14 | Mucha Maokong | 13 | 0.4% |
| 15 | Taipei Zoo | 12 | 0.4% |
| 16 | Jou Fen | 237 | 8.1% |
| 17 | Xiemending | 127 | 4.3% |
| 18 | Yehliu Ocean World | 0 | |
| 19 | Coastline park | 0 | |
| 20 | Taipei Botanical Garden | 1 | 0.0% |
| 21 | Hsing Tian Kong (Xingtian Temple) | 11 | 0.4% |
| 22 | Yangmingshuwu | 0 | |
| 23 | Taipei 101 | 298 | 10.2% |
| 24 | Taipei Fine Art Museum | 1 | 0.0% |
| 25 | National Museum of History | 2 | 0.1% |

d2_5: D2. What tourist spots have you visited on this trip?spot5

| Value | Label | Cases | Percentage |
|-------|--|-------|------------|
| 26 | National Taiwan Science Education Center | 1 | 0.0% |
| 27 | Taipei zoo | 0 | |
| 28 | Taipei Children's Recreation Center | 1 | 0.0% |
| 29 | Taipei Astronomical Museum | 0 | |
| 30 | Taipei Children's Museum of Transportation and Communication | 0 | |
| 31 | Chiang Kaishek's Shihlin Residence | 6 | 0.2% |
| 32 | National Museum of Marine Biology & Aquarium | 0 | |
| 33 | The Observatory of Shin Kong Life Tower | 0 | |
| 34 | Shilin Night Market | 1 | 0.0% |
| 35 | Huaxi Street (Snake Alley) Night Market | 1 | 0.0% |
| 36 | Raohe Street Night Market | 2 | 0.1% |
| 37 | Office of the President Republic of China (Taiwan) | 20 | 0.7% |
| 38 | National Taiwan Arts Education Center | 0 | |
| 39 | 228 Peace Memorial Park | 2 | 0.1% |
| 40 | Yuanshan | 15 | 0.5% |
| 41 | Taipei Matro Mall | 14 | 0.5% |
| 42 | Juming Museum | 2 | 0.1% |
| 43 | Beitou | 46 | 1.6% |
| 44 | Qing Shui Zu shi temple | 0 | |
| 45 | Lin An Tai Historical House & Museum | 0 | |
| 46 | Shung Ye Museum of Formosan Aborigines | 0 | |
| 47 | Taipei Main Station Shopping Area | 14 | 0.5% |
| 48 | Shung Ye Museum of Formosan Aborigines (Taipei) | 0 | |
| 49 | Miniatures Museum of Taiwan (Taipei) | 1 | 0.0% |
| 50 | Jianguo Flower and Jade Market | 1 | 0.0% |
| 51 | Beitou Museum | 0 | |
| 52 | Matilda Resort | 0 | |
| 53 | Neptune Resort | 0 | |
| 54 | Yehliu | 51 | 1.7% |
| 55 | Shihmen (Stone) Arch | 0 | |
| 56 | Tiaoshih Coast / Jump-stone Coast | 0 | |
| 57 | Jinshan Hot-Spring Gym Pool | 1 | 0.0% |
| 58 | New Jinshan Beach | 0 | |
| 59 | Green Bay Beach | 0 | |
| 60 | Guanyinshan | 0 | |
| 61 | Lailai Rock Fishing ?Area | 0 | |
| 62 | Shida Night Market | 0 | |
| 63 | Pinglin Tea Museum | 0 | |
| 64 | Yingge Ceramics Museum | 3 | 0.1% |
| 65 | Wulai | 21 | 0.7% |
| 66 | Shihfen Waterfall | 1 | 0.0% |
| 67 | Butian Lake | 3 | 0.1% |
| 68 | Manyueyuan National Forest Recreation Area | 0 | |
| 69 | Neidong National Forest Recreation Area | 0 | |
| 70 | Formosa Fun Coast | 0 | |

d2_5: D2. What tourist spots have you visited on this trip?spot5

| Value | Label | Cases | Percentage |
|-------|--|-------|------------|
| 71 | Lele Valley Springs | 0 | |
| 72 | Yun Hsien Resort | 0 | |
| 73 | Bitou Harbor Service Area | 0 | |
| 74 | Longdongwan Coast Park | 0 | |
| 75 | Longdong South Ocean Park | 0 | |
| 76 | Fulong beach (including Fulong Visitor Center) | 0 | |
| 77 | Longmen Camp Site | 0 | |
| 78 | Yanliao Beach Park | 0 | |
| 79 | Sandiaojiang Cape Lighthouse | 0 | |
| 80 | the Lin Family Mans | 1 | 0.0% |
| 81 | Tamsui | 104 | 3.5% |
| 82 | Fort San Domingo | 3 | 0.1% |
| 83 | Linkou | 0 | |
| 84 | Shihcheng Service Are | 0 | |
| 85 | The North Coast Tourist Routes | 4 | 0.1% |
| 86 | The Lanyang Northern Cross Tourist Routes | 0 | |
| 87 | The Northeast Coast National Scenic Area | 0 | |
| 88 | Keelung City | 0 | |
| 89 | Dawulun Gun Emplacement | 0 | |
| 90 | The Northeast Coastal Scenic Area | 12 | 0.4% |
| 91 | Jhongjhrng Park | 1 | 0.0% |
| 92 | Valentine Lake Park | 0 | |
| 93 | East Canyon | 0 | |
| 94 | Sento Park | 0 | |
| 95 | Badou Zi Coastal Park | 0 | |
| 96 | Hepingdao Seashore Park | 0 | |
| 97 | Taoyuan County | 0 | |
| 98 | Shihmen Reservoir | 2 | 0.1% |
| 99 | Window on China Theme Park | 1 | 0.0% |
| 100 | Chung Cheng Aviation Museum | 0 | |
| 101 | Siaowulai Scenic Area | 1 | 0.0% |
| 102 | Dongyanshan National Forest Recreation Area | 0 | |
| 103 | Lalashan Forest Reserve | 0 | |
| 104 | Wei Chuan Pushin Ranch | 0 | |
| 105 | Dragonball Bay | 0 | |
| 106 | Hsinchu City | 0 | |
| 107 | Leofoo Village Theme Park | 13 | 0.4% |
| 108 | Golden Bird Oceanic Park | 0 | |
| 109 | Little Ding-Dong Science Park | 0 | |
| 110 | Wanjui Forest Recreational Area | 0 | |
| 111 | Dasheng Amusement Park | 1 | 0.0% |
| 112 | Qingquan Hot? Spring | 1 | 0.0% |
| 113 | Ku Chi Peak | 0 | |
| 114 | Miaoli County | 0 | |
| 115 | Tri-Mountain National Scenic Area | 0 | |

d2_5: D2. What tourist spots have you visited on this trip?spot5

| Value | Label | Cases | Percentage |
|-------|--|-------|------------|
| 116 | Lion's Head Mountain Scenic Area | 0 | |
| 117 | Kuanwu Cottage,? Shei-Pa National Park | 0 | |
| 118 | Mingde Reservoir | 0 | |
| 119 | Qiding Beach Resort | 0 | |
| 120 | Tongxiao Beach Resort | 0 | |
| 121 | Shangri-La Amusement Park | 0 | |
| 122 | New China City Amusement World | 0 | |
| 123 | Sanyi Wood Sculpture Museum | 0 | |
| 124 | West Lake Resortopia | 0 | |
| 125 | Evergreen Valley Forest Amusement | 0 | |
| 126 | Taoyuan, Hsinchu and Miaoli Tourist Routes | 0 | |
| 127 | Taichung City | 0 | |
| 128 | National Museum of Natural Science | 2 | 0.1% |
| 129 | Encore Garden | 0 | |
| 130 | Dungshr Forest Farm | 0 | |
| 131 | Dasyueshan National Forest Recreation Area | 0 | |
| 132 | Taiwan Studio City | 0 | |
| 133 | Lishan Recreation Area | 0 | |
| 134 | Shei-pa National Park | 1 | 0.0% |
| 136 | Wuling National Forest Recreation Area | 0 | |
| 137 | Fushoushan Farm | 0 | |
| 138 | Tiehchenshan Mountain Recreation Area | 1 | 0.0% |
| 139 | Basianshan National Forest Recreation Area | 0 | |
| 140 | Dasyueshan National Forest Recreation Area | 0 | |
| 141 | Daan Beach | 1 | 0.0% |
| 142 | The Ryukoku natural amusement park | 0 | |
| 143 | Yamay Resort | 0 | |
| 144 | Tungshan Amusement Park | 0 | |
| 145 | Nantou County | 0 | |
| 146 | Sitou Forest Recreation Area | 1 | 0.0% |
| 147 | Sun Link Sea Forest Recreation Area | 1 | 0.0% |
| 148 | Formosan Aboriginal Culture Village | 1 | 0.0% |
| 149 | Atayal Village | 0 | |
| 150 | The Sunmoonlake Scenic Area | 34 | 1.2% |
| 151 | Cingjing Farm | 2 | 0.1% |
| 152 | Wushe Scenic Area | 0 | |
| 153 | Hehuanshan National Forest Recreation Area | 1 | 0.0% |
| 154 | Yushan National Park | 0 | |
| 155 | Tataka Recreation Area | 0 | |
| 156 | Sun Moon Lake Tourist Routes | 0 | |
| 157 | Panshan Battle Trenches | 1 | 0.0% |
| 158 | Chung-Tai Buddhist Temple | 0 | |
| 159 | Shoutian Temple | 0 | |
| 160 | Cihu (Kinmen) | 0 | |
| 161 | Phoenix Valley Bird Park | 0 | |

d2_5: D2. What tourist spots have you visited on this trip?spot5

| Value | Label | Cases | Percentage |
|-------|---|-------|------------|
| 162 | Taiwan Endemic Species Research Institute | 0 | |
| 163 | Dakuanshan Nature Reserve | 0 | |
| 164 | Dongpu Hot Spring | 0 | |
| 165 | Aowanda National Forest Recreation Area | 1 | 0.0% |
| 166 | Huisun Forest Recreation Area | 1 | 0.0% |
| 167 | Laiji | 0 | |
| 168 | Hehuanshan National Forest Recreation Area | 0 | |
| 169 | Changhua County | 0 | |
| 170 | Lugang Folk Arts Museum | 1 | 0.0% |
| 171 | Taiwan Folk Village | 0 | |
| 172 | Songboling Forest Park | 0 | |
| 173 | Hu Shan Yan | 0 | |
| 174 | The new Baiguoshan Amusement | 0 | |
| 175 | Chingshuiyan Scout Camp | 0 | |
| 176 | ?Tienchung Forest Park | 0 | |
| 177 | The Great Buddha Sculpture | 0 | |
| 178 | Longshan Temple, Lugang | 1 | 0.0% |
| 179 | Confucius Temple, Chunghua | 0 | |
| 180 | Yunlin County | 0 | |
| 181 | Southwest Coast Tourism Routes | 0 | |
| 182 | Southwest Coast Scenic Area | 0 | |
| 183 | JanFuSun Fancyworld | 1 | 0.0% |
| 184 | Tsaoling | 0 | |
| 185 | San Tiao Lun? Beach ?Park | 0 | |
| 186 | BeiGang ChaoTian Temple | 0 | |
| 187 | Chiayi County | 0 | |
| 188 | Lijia | 0 | |
| 189 | Alishan National Scenic Area | 13 | 0.4% |
| 190 | Shou Shan | 0 | |
| 191 | Alishan Tourism Routes | 0 | |
| 192 | Danayigu | 0 | |
| 193 | Fengshan Ecology Garden | 0 | |
| 194 | Guanyin Waterfall Scenic Area | 0 | |
| 195 | China Folk-Custom Village | 0 | |
| 196 | Big Chiayi Theme Park | 0 | |
| 197 | Chiayi Farm Ecological Resort | 0 | |
| 198 | Ren-Yi Tan | 0 | |
| 199 | Lantan | 0 | |
| 200 | Tainan City | 0 | |
| 201 | Chihkan Tower | 13 | 0.4% |
| 202 | Old Fort of Anping (Fort Zeelandia) | 7 | 0.2% |
| 203 | Wu Shan Tou Reservoir | 0 | |
| 204 | Anping Port National Historical Scenic Area | 1 | 0.0% |
| 205 | The Jianshan Pi Reservoir Scenic Area | 0 | |
| 206 | Zengwun Dam | 0 | |

d2_5: D2. What tourist spots have you visited on this trip?spot5

| Value | Label | Cases | Percentage |
|-------|--|-------|------------|
| 207 | Coral Lake | 0 | |
| 208 | Guan Zih Ling | 4 | 0.1% |
| 209 | Hutoubai Scenic Area | 0 | |
| 210 | Tsou-Ma-Lai Farm | 0 | |
| 211 | Leopard King Safari Zoo | 0 | |
| 212 | Mashagou Seafront Beach ?Park | 0 | |
| 213 | Woozland | 0 | |
| 214 | Daitianfu Temple, Madou | 1 | 0.0% |
| 215 | Daitianfu Temple, Nankunshen | 0 | |
| 216 | Koxinga Shrine | 9 | 0.3% |
| 217 | Eternal Fortress | 4 | 0.1% |
| 218 | Confucius Temple, Tainan | 7 | 0.2% |
| 219 | War God Temple | 0 | |
| 220 | Five Concubines Temple | 2 | 0.1% |
| 221 | Great Empress of Heaven Temple | 0 | |
| 222 | Kaohsiung City | 0 | |
| 223 | Spring Autumn Pavilions in Zuoying | 1 | 0.0% |
| 224 | Chengching Lake | 15 | 0.5% |
| 225 | Foguangshan | 2 | 0.1% |
| 226 | Maolin Scenic Area (including Lovers' Valley and Duona Sprin | 0 | |
| 227 | Kaohsiung-Pingtung the Foothills Tourism Routes (Including K | 0 | |
| 228 | Meishan Visitor Center | 0 | |
| 229 | Shoushan Zoo | 17 | 0.6% |
| 230 | Kaohsiung Historic Museum | 2 | 0.1% |
| 231 | Cijin Seashore Park | 9 | 0.3% |
| 232 | Lotus Pond | 16 | 0.5% |
| 233 | National Science and Technology Museum | 1 | 0.0% |
| 234 | Kaohsiung Museum of Fine Arts | 1 | 0.0% |
| 235 | Kaohsiung Museum of History | 0 | |
| 236 | Pingtung Farm | 0 | |
| 238 | Tengjhih National Forest Recreation Area | 0 | |
| 239 | Cijin Beach ?Park | 0 | |
| 240 | Blue Lagoon Water Park | 2 | 0.1% |
| 241 | Grand World InternationalVillage | 0 | |
| 242 | Boalai, Bulao Hot Springs | 4 | 0.1% |
| 243 | ?Former Sinwei Tree?Nursery | 0 | |
| 244 | Eighteen Arhats Mountain Area | 0 | |
| 245 | Bridge Recreation Area | 0 | |
| 246 | Bang Abdominal Creek Recreation Areas | 0 | |
| 247 | Pingtung County | 0 | |
| 248 | Kenting National Park | 17 | 0.6% |
| 249 | Jiaosi | 5 | 0.2% |
| 250 | Eluanbi Park | 3 | 0.1% |
| 251 | Maobitou Park | 1 | 0.0% |
| 252 | Kenting National Forest Recreation Area | 1 | 0.0% |

d2_5: D2. What tourist spots have you visited on this trip?spot5

| Value | Label | Cases | Percentage |
|-------|--|-------|------------|
| 253 | Kenting Space Port | 1 | 0.0% |
| 254 | Jialeshuei Scenic Area | 4 | 0.1% |
| 255 | Sheding Nature Park | 0 | |
| 256 | Nanwan Beach Recreation Area | 1 | 0.0% |
| 257 | Shiaowan Beach Recreation Area | 0 | |
| 258 | The Sisal Industry History Monument | 0 | |
| 259 | Longluan Lake Nature Center | 0 | |
| 260 | Shadao Shell Beach Exhibition Hall | 0 | |
| 261 | National Museum of Marine Biology & Aquarium | 2 | 0.1% |
| 262 | Hengchun Peninsula Tourist Routes | 0 | |
| 263 | Dapeng Bay National Scenic Area | 0 | |
| 264 | Liuqiu (Shiaoliuqiu) | 0 | |
| 265 | Shiaoliuqiu Tourism Diving Boat | 0 | |
| 266 | Holiday Theme Park | 1 | 0.0% |
| 267 | Jiliang Mountain Tourist Routes (Including Hualien, Yilan, T | 0 | |
| 268 | Taiwan Aboriginal Culture Park | 0 | |
| 269 | Shuangliou National Forest Recreation Area | 0 | |
| 270 | Kenting Beach | 2 | 0.1% |
| 271 | Yilan County | 0 | |
| 272 | Tung Shan Science Area | 1 | 0.0% |
| 273 | Dahu | 0 | |
| 274 | Wufengqi Scenic Area | 0 | |
| 275 | Meihua Lake | 0 | |
| 276 | Longtan Lake | 0 | |
| 277 | Taipingshan National Forest Recreation Area | 0 | |
| 278 | Cilan Forest Recreation Area | 0 | |
| 279 | Mingchih Forest Recreation Area | 0 | |
| 280 | Toucheng Beach | 0 | |
| 281 | Chilan Forest Playground | 0 | |
| 282 | Dali Visitor Center | 0 | |
| 283 | Beiguan Tidal Park | 0 | |
| 284 | Mt. Taiping | 2 | 0.1% |
| 285 | Wuling Farm | 0 | |
| 286 | Wulaokeng Scenic Area | 0 | |
| 287 | Su-ao Cold Spring | 1 | 0.0% |
| 288 | Hualine County | 0 | |
| 289 | Taroko, Tienhsiang | 66 | 2.2% |
| 290 | Oriental Hawaii | 0 | |
| 291 | Xiuguluan River Rafting Area | 1 | 0.0% |
| 292 | Shihtiping Recreation Area | 0 | |
| 293 | Jici Beach | 0 | |
| 294 | Hualien Ranger Station | 0 | |
| 295 | East Rift Valley National Scenic Area (including Hualien, Ta | 0 | |
| 296 | Liyu Lake Scenic Area | 2 | 0.1% |
| 297 | Chihnan National Forest Recreation Area | 0 | |

d2_5: D2. What tourist spots have you visited on this trip?spot5

| Value | Label | Cases | Percentage |
|-------|--|-------|------------|
| 298 | Chao Feng Ranch & Resort | 0 | |
| 299 | Fuyuan National Forest Recreation Area | 0 | |
| 300 | Nan-an Visitor Center, Yushan National Park | 0 | |
| 301 | Lingtien Mountain | 0 | |
| 302 | Shihtí Harbor | 0 | |
| 303 | Pulowan Recreation Area | 0 | |
| 304 | Wenshan Springs | 1 | 0.0% |
| 305 | Fugang Harbor | 0 | |
| 306 | The East Coast (Baxian Cave (Baxiandong), Shihtiping, Sansia | 1 | 0.0% |
| 307 | Ligi Mudstone Badlands Geopark in Eastern Taiwan | 0 | |
| 308 | Hualien & Taitung Tourist Routes (including Hualien, Taitun | 1 | 0.0% |
| 309 | Taitung County | 0 | |
| 310 | Jhihben | 2 | 0.1% |
| 311 | Jialulan | 1 | 0.0% |
| 312 | Shanyuan Beach | 0 | |
| 313 | Sansiantai (Terrace of the Three Immortals) | 0 | |
| 314 | Basian Cave (Basiandong) | 0 | |
| 315 | East Coast National Scenic Area Administration Headquarters | 0 | |
| 316 | Guanshan Water Park | 0 | |
| 317 | Chihshang Pastoral T.S.C. | 0 | |
| 318 | Chulu Pasturage | 0 | |
| 319 | East Coast National Scenic Area (including Hualien, Taitung) | 0 | |
| 320 | Taitung Veterans Farm | 0 | |
| 321 | Jhihben National Forest Recreation Area | 0 | |
| 322 | Lyudao (Green Island) | 2 | 0.1% |
| 323 | Lanyu (Orchid Island) | 0 | |
| 324 | Penghu County | 0 | |
| 325 | Penghu National Scenic Area | 0 | |
| 326 | Penghu Visitor Center | 0 | |
| 327 | South Sea Visitor Center | 0 | |
| 328 | North Sea Visitor Center | 0 | |
| 329 | Penghu Aquarium | 0 | |
| 330 | Lintou Park | 0 | |
| 331 | Siyu Western Fort | 0 | |
| 332 | Jibei Island | 0 | |
| 333 | Center for the Promotion of the Tourism Industry | 0 | |
| 334 | Kinmen County | 0 | |
| 335 | Kinmen National Park | 1 | 0.0% |
| 336 | Sun Yat-sen Memorial Forest | 0 | |
| 337 | Jhaishan | 0 | |
| 338 | Nature Center | 0 | |
| 339 | Guniungtou War Museum | 2 | 0.1% |
| 340 | Kinmen Folk Culture Village | 0 | |
| 341 | Juguang Tower | 0 | |
| 342 | Xibian Beach | 0 | |

d2_5: D2. What tourist spots have you visited on this trip?spot5

| Value | Label | Cases | Percentage |
|-------|--|-------|------------|
| 343 | Lienchiang County | 0 | |
| 344 | Offshore Islands Tourism Routes (Including: Kinmen, Matsu, P | 0 | |
| 345 | Round Island Railway Tourism Routes | 0 | |
| 346 | National Floriculture Park | 0 | |
| 347 | Temples | 0 | |
| 348 | Taipei County | 0 | |
| 349 | Other Night Markets in Taipei County | 0 | |
| 350 | Keelung Miaokow Night Market | 0 | |
| 351 | Other Night Markets in Taoyuan County | 0 | |
| 352 | Other Night Markets in Hsinchu City | 0 | |
| 353 | Hsinchu County | 0 | |
| 354 | Other Night Markets in Hsinchu County | 0 | |
| 355 | Other Night Markets in Miaoli County | 0 | |
| 356 | Other Night Markets in Taichung City | 0 | |
| 357 | Taichung County | 0 | |
| 358 | Other Night Markets in Taichung County | 0 | |
| 359 | Other Night Markets in Changhua County | 0 | |
| 360 | Other Night Markets in Yunlin County | 0 | |
| 361 | Other Night Markets in Chiayi County | 0 | |
| 362 | Other Night Markets in Tainan City | 0 | |
| 363 | Tainan County | 0 | |
| 364 | Other Night Markets in Tainan County | 0 | |
| 365 | Kaohsiung County | 0 | |
| 366 | Other Night Markets in Kaohsiung County | 0 | |
| 367 | Other Night Markets in Kaohsiung City | 0 | |
| 368 | Other Night Markets in Pingtung County | 0 | |
| 369 | Other Night Markets in Taitung County | 0 | |
| 370 | Other Night Markets in Hualine County | 0 | |
| 371 | Other Night Markets in Yilan County | 0 | |
| 372 | Other Night Markets in Kinmen County | 0 | |
| 373 | Other Night Markets in Nantou County | 0 | |
| 374 | Other Night Markets in Penghu County | 0 | |
| 375 | Other Night Markets in Lienchiang County | 0 | |
| 378 | Chiayi City | 0 | |
| 379 | Other Night Markets in Chiayi City | 0 | |
| 380 | Amis Cultural Village | 0 | |
| 381 | Gongguan Night Market | 2 | 0.1% |
| 382 | Shihciouling Gun Emplacement | 0 | |
| 383 | Bisha Fishery Harbor | 0 | |
| 384 | Jinguashi | 2 | 0.1% |
| 385 | Nanya Erosion Rocks Area (including Beaches and Mountain Tra | 0 | |
| 386 | Bitou Cape Park (Including Bitou Cape Trail) | 0 | |
| 387 | Jinshawan Beach Park | 0 | |
| 388 | Aodi Fishery Harbor | 0 | |
| 389 | Mao'ao Fishery Village | 0 | |

d2_5: D2. What tourist spots have you visited on this trip?spot5

| Value | Label | Cases | Percentage |
|-------|--|-------|------------|
| 390 | Caoling Historic Trail | 0 | |
| 391 | Pinlin | 0 | |
| 392 | Sanxia | 0 | |
| 393 | Yingge | 2 | 0.1% |
| 394 | Jinshan | 2 | 0.1% |
| 395 | Temple of Eighteen Deities | 1 | 0.0% |
| 396 | Fugui Cape | 0 | |
| 397 | Baisha Bay | 1 | 0.0% |
| 398 | Tamsui Old Street | 8 | 0.3% |
| 399 | Tamshui Fishman's Wharf | 10 | 0.3% |
| 400 | Taipei County Shinsanhang Museum of Archaeology | 3 | 0.1% |
| 401 | Baling | 0 | |
| 402 | Dashi | 1 | 0.0% |
| 403 | Cihu | 2 | 0.1% |
| 404 | Neiwan | 0 | |
| 405 | Beipu | 0 | |
| 406 | Taian hot Springs | 0 | |
| 407 | Hwataoyao | 0 | |
| 408 | Zhuolan | 0 | |
| 409 | Sihyuan Yakou | 0 | |
| 410 | Huanshan | 0 | |
| 411 | Jiayang | 0 | |
| 412 | Deji | 0 | |
| 413 | Dayuling | 0 | |
| 414 | Lushan Hot Springs | 0 | |
| 415 | Puli | 1 | 0.0% |
| 416 | Guguan | 0 | |
| 417 | Songhe Tribe | 0 | |
| 418 | Qub-Shou-Yao, Puli | 0 | |
| 419 | Minghu Reservoir | 0 | |
| 420 | Mingtian Reservoir | 0 | |
| 421 | Checheng Train Station | 0 | |
| 422 | DengyingAcademy | 0 | |
| 423 | National Taiwan Craft Research and Development Institute | 0 | |
| 424 | Puli Distillery | 0 | |
| 425 | Guangxing Paper Factory | 0 | |
| 426 | Sing Ling Temple | 2 | 0.1% |
| 427 | Hua-Ji-Man-Mo Monument | 0 | |
| 428 | Endemic Species Research Institute | 0 | |
| 429 | Mingcin Academy | 0 | |
| 430 | Jiji | 0 | |
| 431 | Tenshing Kiln Ceramics Cultural Park | 0 | |
| 432 | Dongshih Fishery Harbor | 0 | |
| 433 | Luermen Tianhou Temple | 2 | 0.1% |
| 434 | Sicao Dazhong Temple and Gun Emplacement | 0 | |

d2_5: D2. What tourist spots have you visited on this trip?spot5

| Value | Label | Cases | Percentage |
|-------|--|-------|------------|
| 435 | Xishu Golden Beach | 0 | |
| 436 | Tainan Siaobei Night Market | 0 | |
| 437 | Chukou | 0 | |
| 438 | Shanme | 0 | |
| 439 | Shizhuo | 0 | |
| 440 | Dabang | 0 | |
| 441 | Tefuye | 0 | |
| 442 | Fenqihu | 0 | |
| 443 | Ruili | 0 | |
| 444 | Sandimen | 3 | 0.1% |
| 445 | Saijia Amusement Park | 0 | |
| 446 | Gaushu | 0 | |
| 447 | Ligang | 0 | |
| 448 | Yanban (Slate) Lane, Wutai Township | 0 | |
| 449 | Duona Village's Stone Slab Houses | 0 | |
| 450 | Sichongxi | 0 | |
| 451 | Qing-Zhou Beach Recreation Areas | 0 | |
| 452 | Pei Kuan Resort | 0 | |
| 453 | Dali Tiangong Temple | 0 | |
| 454 | Toucheng Recreation Farm | 0 | |
| 455 | Wushih Harbor | 0 | |
| 456 | Guishan Island (Turtle Island) | 0 | |
| 457 | National DongHua University | 0 | |
| 458 | Yi Yuan Resort | 0 | |
| 459 | Promisedland Resort & Lagoon | 0 | |
| 460 | Fenglin Recreation Areas | 0 | |
| 461 | Mataian Wetland Ecological Park | 0 | |
| 462 | Ruisui Hongye Springs | 0 | |
| 463 | Wuhe Tourist Tea Plantation & Saoba Stone Pillars | 0 | |
| 464 | Antong Hot Springs, Yuli | 0 | |
| 465 | Liushidan Mountain | 1 | 0.0% |
| 466 | Loushan Waterfall | 0 | |
| 467 | Dashi Fishery Harbor | 0 | |
| 468 | Qixing Lake (Qixingtian) | 0 | |
| 469 | Hualien Farglory Ocean Park | 1 | 0.0% |
| 470 | Dapo Pond & Chishang Pastoral Resort | 0 | |
| 471 | Luyeh High Terrace Tourism Tea Plantation | 0 | |
| 472 | Taitung Hungyeh (Red Leaves) Hot Spring Riverside Park | 0 | |
| 473 | Chengkong Harbor | 2 | 0.1% |
| 474 | Beinan Cultural Park | 2 | 0.1% |
| 475 | National Museum of Prehistory | 0 | |
| 476 | Taimali | 1 | 0.0% |
| 477 | Penghu Mazu Temple (Magung) | 0 | |
| 478 | Wang'an Island | 0 | |
| 479 | Qimei Island | 0 | |

d2_5: D2. What tourist spots have you visited on this trip?spot5

| Value | Label | Cases | Percentage |
|-------|---|-------|------------|
| 480 | Hujing Island | 1 | 0.0% |
| 481 | Tongpan Island | 0 | |
| 482 | Shuangli Wetlands Nature Center | 0 | |
| 483 | Sanhou Folk Culture Village | 0 | |
| 484 | Tai Lake | 0 | |
| 485 | Gugang Lake | 0 | |
| 486 | Shuangli Lake | 0 | |
| 487 | Lingshui Lake | 0 | |
| 488 | Qiu Liang-Gung's Mother Chastity Arch | 0 | |
| 489 | Wentai Pagoda | 0 | |
| 490 | Sihwei Tunnel | 0 | |
| 491 | Jhaishan Tunnel | 0 | |
| 492 | Qionglin | 0 | |
| 493 | August 23rd Bombardment Memorial Hall | 0 | |
| 494 | Mashan Broadcasting and Observation Station | 0 | |
| 495 | Beishan Old Western-style House | 0 | |
| 496 | Taiwu Mountain | 0 | |
| 497 | Beishan Traditional Residency | 0 | |
| 498 | Kinmen Kaoliang Liquor Inc. | 0 | |
| 499 | Wujiang River Estuary | 0 | |
| 500 | Shuitou | 0 | |
| 501 | Guniungtou cliff | 0 | |
| 502 | Qinbi Village, Beigan | 0 | |
| 503 | Bishan Sightseeing Platform | 0 | |
| 504 | Banli-to-Wusha Recreation Area | 0 | |
| 505 | Daqiu Island | 0 | |
| 506 | Beihai Tunnel | 0 | |
| 507 | Tiebao | 0 | |
| 508 | Matsu Liquor Factory (Tunnel 88) | 0 | |
| 509 | Niujiao Village | 0 | |
| 510 | Yanxiu Tidal Echo (Matsu) | 0 | |
| 511 | A Thread of Sky (Matsu) | 1 | 0.0% |
| 512 | Andong Tunnel | 0 | |
| 513 | Chaste Maiden Cave | 0 | |
| 514 | Dongyong Lighthouse | 0 | |
| 515 | Dapu Monument | 0 | |
| 516 | Dongquan Lighthouse | 0 | |
| 517 | Caipu bay | 0 | |
| 518 | Kunqiu Beach | 0 | |
| 519 | Beigan | 0 | |
| 520 | Nangan | 0 | |
| 521 | Dongyin | 0 | |
| 522 | Jyuguang | 0 | |
| 523 | Jingmei Night Market | 1 | 0.0% |
| 524 | Linjiang St. Night Market | 2 | 0.1% |

d2_5: D2. What tourist spots have you visited on this trip?spot5

| Value | Label | Cases | Percentage |
|-------|--|-------|------------|
| 525 | Dahu Park | 1 | 0.0% |
| 526 | The Beitou Hot Springs Museum | 0 | |
| 527 | Xinyi Shopping Distric | 34 | 1.2% |
| 528 | Haujiang Waterfowl Nature Park | 0 | |
| 529 | Dajia Riverside Park | 0 | |
| 530 | SPOT-Taipei Film House | 0 | |
| 531 | The Redhouse Theater | 1 | 0.0% |
| 532 | Museum of Contemporary Art, Taipei | 2 | 0.1% |
| 533 | Postal Museum | 0 | |
| 534 | Taiwan Handcraft Promotion Center | 0 | |
| 535 | Shenkeng Old Street | 4 | 0.1% |
| 536 | Pingxi | 8 | 0.3% |
| 537 | Museum of World Religions | 0 | |
| 538 | Yonghe Lehua Night Market | 0 | |
| 539 | Blue Highway Tourism Routes | 0 | |
| 540 | Ershawan Gun Emplacement | 0 | |
| 541 | Keelung Port | 3 | 0.1% |
| 542 | Nuannuan | 0 | |
| 543 | Zhongli | 0 | |
| 544 | Hsinchu Science Park | 1 | 0.0% |
| 545 | Nanliao Fishery Harbor | 0 | |
| 546 | Hsinchu Chenghuang Temple Night Market | 0 | |
| 547 | Daba Peak | 0 | |
| 548 | Neiwan Railroad | 0 | |
| 549 | Guanwu National Forest Recreation Area | 0 | |
| 550 | Baguashan | 0 | |
| 551 | Lugang Mazu Temple | 1 | 0.0% |
| 552 | Rueili-Taihe Scenic Area | 0 | |
| 553 | Qigu Birdseeing | 0 | |
| 554 | Dragon and Tiger Pagodas | 16 | 0.5% |
| 555 | Chijin Mazu Temple, Kaohsiung | 3 | 0.1% |
| 556 | Confucius Temple (Kaohsiung) | 2 | 0.1% |
| 557 | Xizi Bay | 338 | 11.5% |
| 558 | Kaohsiung Liuhe Night Market | 1 | 0.0% |
| 559 | Urban Spotlight | 7 | 0.2% |
| 560 | Kaohsiung Port | 1 | 0.0% |
| 561 | Love River | 11 | 0.4% |
| 562 | Kaohsiung 85 Building | 11 | 0.4% |
| 563 | Zhungxing Tower | 0 | |
| 564 | Fushan Botanical Garden | 0 | |
| 565 | Toufen | 0 | |
| 566 | Nanfangao | 0 | |
| 567 | Hualien Harbor | 0 | |
| 568 | Hualien Seaside Park | 2 | 0.1% |
| 569 | Whale and Dolphine Viewing Tour along East Coast | 0 | |

d2_5: D2. What tourist spots have you visited on this trip?spot5

| Value | Label | Cases | Percentage |
|-------|--|-------|------------|
| 570 | Guanshan Bicycle Path | 0 | |
| 571 | Water Running Up | 0 | |
| 572 | Dulan Mountain | 0 | |
| 573 | 921 Earthquake Museum of Taiwan (Jiji) | 0 | |
| 574 | Teresa Teng Memorail Park (Yun Garden) | 0 | |
| 575 | Wufenpu Fashion Area | 15 | 0.5% |
| 576 | Miramar Ferris Wheel | 20 | 0.7% |
| 577 | Dalongdong Baoan Temple | 3 | 0.1% |
| 578 | Guanghua 3C Mall | 6 | 0.2% |
| 579 | Yuanwangkeng Park | 0 | |
| 580 | Waiao Ocean Recreational Area | 0 | |
| 581 | Shi Guanyin Temple | 1 | 0.0% |
| 582 | Daxi Honeymoon Bay | 0 | |
| 583 | Jinshan Lion's Head Mountain | 1 | 0.0% |
| 584 | Jinshan Zhongjiao Shazhu Bay | 0 | |
| 585 | Sanzhi Visitor Center and Gallery | 0 | |
| 586 | Sanzhi Qianshui Bay | 0 | |
| 587 | Sanzhi | 0 | |
| 588 | Jiji Green Tunnel | 0 | |
| 589 | Hualien Sugar Factory | 0 | |
| 590 | Gongguan | 0 | |
| 591 | Qishan | 0 | |
| 592 | Meinong | 4 | 0.1% |
| 593 | Jiaxian | 1 | 0.0% |
| 594 | Shan-Ping Forest Ecological Garden | 0 | |
| 595 | Laingshan Recreation Area, Pingtung | 1 | 0.0% |
| 596 | Goddess Temple (Magong, Penghu) | 0 | |
| 597 | Penghu Ocean-crossing Bridge | 1 | 0.0% |
| 598 | Tongliang Great Banyuan | 0 | |
| 599 | Fongguei Cave | 1 | 0.0% |
| 600 | Matsu War and Peace Memorial Park | 0 | |
| 601 | Matsu Religions Park | 0 | |
| 602 | Beihai Recreation Area, Matsu | 0 | |
| 603 | Tsai Family Ancestral Shrine, Qionglin | 0 | |
| 604 | Tunnels in Qionglin Combat Village, Kinmen | 0 | |
| 605 | Huang Family Youtang Villa, Kinmen | 0 | |
| 606 | Deyue Tower Western-style Houses, Kinmen | 0 | |
| 607 | Confucius Temple | 12 | 0.4% |
| 608 | Nanjichang Night Market | 0 | |
| 609 | Ninxia Night Market | 0 | |
| 610 | Sinjhuang Night Market | 0 | |
| 611 | Banciao Nanya Night Market | 0 | |
| 612 | Jhonghe Singnan Night Market | 0 | |
| 613 | Other Night Markets in Keelung City | 0 | |
| 614 | Jhongli Sinmin Night Market | 0 | |

| # d2_5: D2. What tourist spots have you visited on this trip?spot5 | | | |
|---|--|-------|------------|
| Value | Label | Cases | Percentage |
| 615 | Taoyuan Tourist Night Market | 0 | |
| 616 | Taichung Fongjia Night Market | 0 | |
| 617 | Taichung Jhonghua Night Market | 0 | |
| 618 | Lugang trandtional snacks | 0 | |
| 619 | Chiayi Wenhua Rd. Night Market | 0 | |
| 620 | Kaohsiung Sinsing Night Market | 0 | |
| 621 | Pingtung Minzu Rd. Night Market | 0 | |
| 622 | Yilan Luodong Night Market | 0 | |
| 623 | Hualien Nanbin Night Market | 2 | 0.1% |
| 624 | Teresa Teng Memorail Park | 0 | |
| 625 | Tianlu Art Center | 0 | |
| 626 | Liugui Service Area | 0 | |
| Sysmiss | | 2570 | |
| Warning: these figures indicate the number of cases found in the data file. They cannot be interpreted as summary statistics of the population of interest. | | | |
| # d2_6: D2. What tourist spots have you visited on this trip?spot6 | | | |
| Information | [Type= discrete] [Format=numeric] [Range= 1-626] [Missing=*] | | |
| Statistics [NW/ W] | [Valid=2428 /-] [Invalid=3076 /-] | | |
| Value | Label | Cases | Percentage |
| 1 | Taipei City | 0 | |
| 2 | Chiang Kaishek Memorial Hall | 59 | 2.4% |
| 3 | National Palace Museum | 57 | 2.3% |
| 4 | Other Night Markets in Taipei City | 1 | 0.0% |
| 5 | Long Shan Temple | 29 | 1.2% |
| 6 | Taipe Martyr's Shrine | 78 | 3.2% |
| 7 | Yangmingshan National Park | 200 | 8.2% |
| 8 | Dihua Street Night Market | 0 | |
| 9 | Chinese Culture & Movie Center | 0 | |
| 10 | National Taiwan College of Performing Arts | 0 | |
| 11 | Tienmu | 2 | 0.1% |
| 12 | The Estern Distristic of Taipei | 47 | 1.9% |
| 13 | Sun Yatsen Memorail Hall | 22 | 0.9% |
| 14 | Mucha Maokong | 7 | 0.3% |
| 15 | Taipei Zoo | 5 | 0.2% |
| 16 | Jou Fen | 241 | 9.9% |
| 17 | Xiemending | 153 | 6.3% |
| 18 | Yehliu Ocean World | 0 | |
| 19 | Coastline park | 0 | |
| 20 | Taipei Botanical Garden | 1 | 0.0% |
| 21 | Hsing Tian Kong (Xingtian Temple) | 16 | 0.7% |
| 22 | Yangmingshuyu | 0 | |
| 23 | Taipei 101 | 298 | 12.3% |
| 24 | Taipei Fine Art Museum | 5 | 0.2% |
| 25 | National Museum of History | 1 | 0.0% |
| 26 | National Taiwan Science Education Center | 1 | 0.0% |

d2_6: D2. What tourist spots have you visited on this trip?spot6

| Value | Label | Cases | Percentage |
|-------|--|-------|------------|
| 27 | Taipei zoo | 0 | |
| 28 | Taipei Children's Recreation Center | 0 | |
| 29 | Taipei Astronomical Museum | 0 | |
| 30 | Taipei Children's Museum of Transportation and Communication | 0 | |
| 31 | Chiang Kaishek's Shihlin Residence | 12 | 0.5% |
| 32 | National Museum of Marine Biology & Aquarium | 1 | 0.0% |
| 33 | The Observatory of Shin Kong Life Tower | 0 | |
| 34 | Shilin Night Market | 2 | 0.1% |
| 35 | Huaxi Street (Snake Alley) Night Market | 0 | |
| 36 | Raohe Street Night Market | 1 | 0.0% |
| 37 | Office of the President Republic of China (Taiwan) | 22 | 0.9% |
| 38 | National Taiwan Arts Education Center | 0 | |
| 39 | 228 Peace Memorial Park | 0 | |
| 40 | Yuanshan | 22 | 0.9% |
| 41 | Taipei Matro Mall | 13 | 0.5% |
| 42 | Juming Museum | 0 | |
| 43 | Beitou | 40 | 1.6% |
| 44 | Qing Shui Zu shi temple | 0 | |
| 45 | Lin An Tai Historical House & Museum | 0 | |
| 46 | Shung Ye Museum of Formosan Aborigines | 2 | 0.1% |
| 47 | Taipei Main Station Shopping Area | 10 | 0.4% |
| 48 | Shung Ye Museum of Formosan Aborigines (Taipei) | 0 | |
| 49 | Miniatures Museum of Taiwan (Taipei) | 1 | 0.0% |
| 50 | Jianguo Flower and Jade Market | 1 | 0.0% |
| 51 | Beitou Museum | 2 | 0.1% |
| 52 | Matilda Resort | 0 | |
| 53 | Neptune Resort | 0 | |
| 54 | Yehliu | 37 | 1.5% |
| 55 | Shihmen (Stone) Arch | 0 | |
| 56 | Tiaoshih Coast / Jump-stone Coast | 0 | |
| 57 | Jinshan Hot-Spring Gym Pool | 1 | 0.0% |
| 58 | New Jinshan Beach | 0 | |
| 59 | Green Bay Beach | 0 | |
| 60 | Guanyinshan | 1 | 0.0% |
| 61 | Lailai Rock Fishing ?Area | 0 | |
| 62 | Shida Night Market | 3 | 0.1% |
| 63 | Pinglin Tea Museum | 0 | |
| 64 | Yingge Ceramics Museum | 6 | 0.2% |
| 65 | Wulai | 11 | 0.5% |
| 66 | Shihfen Waterfall | 4 | 0.2% |
| 67 | Butian Lake | 7 | 0.3% |
| 68 | Manyueyuan National Forest Recreation Area | 0 | |
| 69 | Neidong National Forest Recreation Area | 0 | |
| 70 | Formosa Fun Coast | 0 | |
| 71 | Lele Valley Springs | 0 | |

d2_6: D2. What tourist spots have you visited on this trip?spot6

| Value | Label | Cases | Percentage |
|-------|--|-------|------------|
| 72 | Yun Hsien Resort | 0 | |
| 73 | Bitou Harbor Service Area | 0 | |
| 74 | Longdongwan Coast Park | 0 | |
| 75 | Longdong South Ocean Park | 0 | |
| 76 | Fulong beach (including Fulong Visitor Center) | 0 | |
| 77 | Longmen Camp Site | 0 | |
| 78 | Yanliao Beach Park | 0 | |
| 79 | Sandiaoiao Cape Lighthouse | 0 | |
| 80 | the Lin Family Mans | 0 | |
| 81 | Tamsui | 97 | 4.0% |
| 82 | Fort San Domingo | 2 | 0.1% |
| 83 | Linkou | 0 | |
| 84 | Shihcheng Service Are | 0 | |
| 85 | The North Coast Tourist Routes | 6 | 0.2% |
| 86 | The Lanyang Northern Cross Tourist Routes | 0 | |
| 87 | The Northeast Coast National Scenic Area | 0 | |
| 88 | Keelung City | 0 | |
| 89 | Dawulun Gun Emplacement | 0 | |
| 90 | The Northeast Coastal Scenic Area | 9 | 0.4% |
| 91 | Jhongjhrng Park | 0 | |
| 92 | Valentine Lake Park | 0 | |
| 93 | East Canyon | 0 | |
| 94 | Sento Park | 0 | |
| 95 | Badou Zi Coastal Park | 0 | |
| 96 | Hepingdao Seashore Park | 0 | |
| 97 | Taoyuan County | 0 | |
| 98 | Shihmen Reservoir | 2 | 0.1% |
| 99 | Window on China Theme Park | 2 | 0.1% |
| 100 | Chung Cheng Aviation Museum | 0 | |
| 101 | Siaowulai Scenic Area | 0 | |
| 102 | Dongyanshan National Forest Recreation Area | 0 | |
| 103 | Lalashan Forest Reserve | 1 | 0.0% |
| 104 | Wei Chuan Pushin Ranch | 0 | |
| 105 | Dragonball Bay | 0 | |
| 106 | Hsinchu City | 0 | |
| 107 | Leofoo Village Theme Park | 7 | 0.3% |
| 108 | Golden Bird Oceanic Park | 0 | |
| 109 | Little Ding-Dong Science Park | 0 | |
| 110 | Wanjui Forest Recreational Area | 0 | |
| 111 | Dasheng Amusement Park | 0 | |
| 112 | Qingquan Hot? Spring | 0 | |
| 113 | Ku Chi Peak | 0 | |
| 114 | Miaoli County | 0 | |
| 115 | Tri-Mountain National Scenic Area | 0 | |
| 116 | Lion's Head Mountain Scenic Area | 0 | |

d2_6: D2. What tourist spots have you visited on this trip?spot6

| Value | Label | Cases | Percentage |
|-------|--|-------|------------|
| 117 | Kuanwu Cottage,? Shei-Pa National Park | 0 | |
| 118 | Mingde Reservoir | 0 | |
| 119 | Qiding Beach Resort | 0 | |
| 120 | Tongxiao Beach Resort | 0 | |
| 121 | Shangri-La Amusement Park | 0 | |
| 122 | New China City Amusement World | 0 | |
| 123 | Sanyi Wood Sculpture Museum | 0 | |
| 124 | West Lake Resortopia | 0 | |
| 125 | Evergreen Valley Forest Amusement | 0 | |
| 126 | Taoyuan, Hsinchu and Miaoli Tourist Routes | 0 | |
| 127 | Taichung City | 0 | |
| 128 | National Museum of Natural Science | 2 | 0.1% |
| 129 | Encore Garden | 0 | |
| 130 | Dungshr Forest Farm | 0 | |
| 131 | Dasyueshan National Forest Recreation Area | 0 | |
| 132 | Taiwan Studio City | 0 | |
| 133 | Lishan Recreation Area | 0 | |
| 134 | Shei-pa National Park | 0 | |
| 136 | Wuling National Forest Recreation Area | 0 | |
| 137 | Fushoushan Farm | 0 | |
| 138 | Tiehchenshan Mountain Recreation Area | 0 | |
| 139 | Basianshan National Forest Recreation Area | 0 | |
| 140 | Dasyueshan National Forest Recreation Area | 0 | |
| 141 | Daan Beach | 1 | 0.0% |
| 142 | The Ryukoku natural amusement park | 0 | |
| 143 | Yamay Resort | 0 | |
| 144 | Tungshan Amusement Park | 0 | |
| 145 | Nantou County | 0 | |
| 146 | Sitou Forest Recreation Area | 4 | 0.2% |
| 147 | Sun Link Sea Forest Recreation Area | 0 | |
| 148 | Formosan Aboriginal Culture Village | 8 | 0.3% |
| 149 | Atayal Village | 0 | |
| 150 | The Sunmoonlake Scenic Area | 45 | 1.9% |
| 151 | Cingjing Farm | 1 | 0.0% |
| 152 | Wushe Scenic Area | 0 | |
| 153 | Hehuanshan National Forest Recreation Area | 0 | |
| 154 | Yushan National Park | 0 | |
| 155 | Tataka Recreation Area | 0 | |
| 156 | Sun Moon Lake Tourist Routes | 0 | |
| 157 | Panshan Battle Trenches | 0 | |
| 158 | Chung-Tai Buddhist Temple | 0 | |
| 159 | Shoutian Temple | 0 | |
| 160 | Cihu (Kinmen) | 0 | |
| 161 | Phoenix Valley Bird Park | 0 | |
| 162 | Taiwan Endemic Species Research Institute | 0 | |

d2_6: D2. What tourist spots have you visited on this trip?spot6

| Value | Label | Cases | Percentage |
|-------|---|-------|------------|
| 163 | Dakuanshan Nature Reserve | 0 | |
| 164 | Dongpu Hot Spring | 0 | |
| 165 | Aowanda National Forest Recreation Area | 0 | |
| 166 | Huisun Forest Recreation Area | 0 | |
| 167 | Laiji | 0 | |
| 168 | Hehuanshan National Forest Recreation Area | 0 | |
| 169 | Changhua County | 0 | |
| 170 | Lugang Folk Arts Museum | 1 | 0.0% |
| 171 | Taiwan Folk Village | 1 | 0.0% |
| 172 | Songboling Forest Park | 0 | |
| 173 | Hu Shan Yan | 0 | |
| 174 | The new Baiguoshan Amusement | 0 | |
| 175 | Chingshuiyan Scout Camp | 0 | |
| 176 | ?Tienchung Forest Park | 0 | |
| 177 | The Great Buddha Sculpture | 0 | |
| 178 | Longshan Temple, Lugang | 0 | |
| 179 | Confucius Temple, Chunghua | 0 | |
| 180 | Yunlin County | 0 | |
| 181 | Southwest Coast Tourism Routes | 0 | |
| 182 | Southwest Coast Scenic Area | 0 | |
| 183 | JanFuSun Fancyworld | 2 | 0.1% |
| 184 | Tsaoling | 0 | |
| 185 | San Tiao Lun? Beach ?Park | 0 | |
| 186 | BeiGang ChaoTian Temple | 0 | |
| 187 | Chiayi County | 0 | |
| 188 | Lijia | 0 | |
| 189 | Alishan National Scenic Area | 322 | 13.3% |
| 190 | Shou Shan | 0 | |
| 191 | Alishan Tourism Routes | 0 | |
| 192 | Danayigu | 0 | |
| 193 | Fengshan Ecology Garden | 0 | |
| 194 | Guanyin Waterfall Scenic Area | 0 | |
| 195 | China Folk-Custom Village | 0 | |
| 196 | Big Chiayi Theme Park | 0 | |
| 197 | Chiayi Farm Ecological Resort | 0 | |
| 198 | Ren-Yi Tan | 0 | |
| 199 | Lantan | 0 | |
| 200 | Tainan City | 0 | |
| 201 | Chihkan Tower | 15 | 0.6% |
| 202 | Old Fort of Anping (Fort Zeelandia) | 13 | 0.5% |
| 203 | Wu Shan Tou Reservoir | 0 | |
| 204 | Anping Port National Historical Scenic Area | 0 | |
| 205 | The Jianshan Pi Reservoir Scenic Area | 0 | |
| 206 | Zengwun Dam | 0 | |
| 207 | Coral Lake | 0 | |

d2_6: D2. What tourist spots have you visited on this trip?spot6

| Value | Label | Cases | Percentage |
|-------|--|-------|------------|
| 208 | Guan Zih Ling | 0 | |
| 209 | Hutoubei Scenic Area | 1 | 0.0% |
| 210 | Tsou-Ma-Lai Farm | 0 | |
| 211 | Leopard King Safari Zoo | 0 | |
| 212 | Mashagou Seafront Beach ?Park | 0 | |
| 213 | Woozland | 0 | |
| 214 | Daitianfu Temple, Madou | 0 | |
| 215 | Daitianfu Temple, Nankunshen | 1 | 0.0% |
| 216 | Koxinga Shrine | 9 | 0.4% |
| 217 | Eternal Fortress | 3 | 0.1% |
| 218 | Confucius Temple, Tainan | 3 | 0.1% |
| 219 | War God Temple | 0 | |
| 220 | Five Concubines Temple | 1 | 0.0% |
| 221 | Great Empress of Heaven Temple | 1 | 0.0% |
| 222 | Kaohsiung City | 0 | |
| 223 | Spring Autumn Pavilions in Zuoying | 1 | 0.0% |
| 224 | Chengching Lake | 8 | 0.3% |
| 225 | Foguangshan | 32 | 1.3% |
| 226 | Maolin Scenic Area (including Lovers' Valley and Duona Sprin | 1 | 0.0% |
| 227 | Kaohsiung-Pingtung the Foothills Tourism Routes (Including K | 0 | |
| 228 | Meishan Visitor Center | 0 | |
| 229 | Shoushan Zoo | 12 | 0.5% |
| 230 | Kaohsiung Historic Museum | 1 | 0.0% |
| 231 | Cijin Seashore Park | 10 | 0.4% |
| 232 | Lotus Pond | 28 | 1.2% |
| 233 | National Science and Technology Museum | 0 | |
| 234 | Kaoshiung Museum of Fine Arts | 1 | 0.0% |
| 235 | Kaohsiung Museum of History | 0 | |
| 236 | Pingtung Farm | 0 | |
| 238 | Tengjih National Forest Recreation Area | 0 | |
| 239 | Cijin Beach ?Park | 1 | 0.0% |
| 240 | Blue Lagoon Water Park | 1 | 0.0% |
| 241 | Grand World InternationalVillage | 0 | |
| 242 | Boalai, Bulao Hot Springs | 0 | |
| 243 | ?Former Sinwei Tree?Nursery | 0 | |
| 244 | Eighteen Arhats Mountain Area | 0 | |
| 245 | Bridge Recreation Area | 1 | 0.0% |
| 246 | Bang Abdominal Creek Recreation Areas | 0 | |
| 247 | Pingtung County | 0 | |
| 248 | Kenting National Park | 10 | 0.4% |
| 249 | Jiaosi | 1 | 0.0% |
| 250 | Eluanbi Park | 2 | 0.1% |
| 251 | Maobitou Park | 2 | 0.1% |
| 252 | Kenting National Forest Recreation Area | 0 | |
| 253 | Kenting Space Port | 5 | 0.2% |

d2_6: D2. What tourist spots have you visited on this trip?spot6

| Value | Label | Cases | Percentage |
|-------|--|-------|------------|
| 254 | Jialeshuei Scenic Area | 1 | 0.0% |
| 255 | Sheding Nature Park | 1 | 0.0% |
| 256 | Nanwan Beach Recreation Area | 0 | |
| 257 | Shiaowan Beach Recreation Area | 0 | |
| 258 | The Sisal Industry History Monument | 0 | |
| 259 | Longluan Lake Nature Center | 0 | |
| 260 | Shadao Shell Beach Exhibition Hall | 0 | |
| 261 | National Museum of Marine Biology & Aquarium | 0 | |
| 262 | Hengchun Peninsula Tourist Routes | 0 | |
| 263 | Dapeng Bay National Scenic Area | 0 | |
| 264 | Liuqiu (Shiaoliuqiu) | 0 | |
| 265 | Shiaoliuqiu Tourism Diving Boat | 0 | |
| 266 | Holiday Theme Park | 0 | |
| 267 | Jiliang Mountain Tourist Routes (Including Hualien, Yilan, T | 0 | |
| 268 | Taiwan Aboriginal Culture Park | 0 | |
| 269 | Shuangliou National Forest Recreation Area | 1 | 0.0% |
| 270 | Kenting Beach | 1 | 0.0% |
| 271 | Yilan County | 0 | |
| 272 | Tung Shan Science Area | 1 | 0.0% |
| 273 | Dahu | 0 | |
| 274 | Wufengqi Scenic Area | 0 | |
| 275 | Meihua Lake | 0 | |
| 276 | Longtan Lake | 0 | |
| 277 | Taipingshan National Forest Recreation Area | 0 | |
| 278 | Cilan Forest Recreation Area | 0 | |
| 279 | Mingchih Forest Recreation Area | 0 | |
| 280 | Toucheng Beach | 0 | |
| 281 | Chilan Forest Playground | 0 | |
| 282 | Dali Visitor Center | 0 | |
| 283 | Beiguan Tidal Park | 0 | |
| 284 | Mt. Taiping | 0 | |
| 285 | Wuling Farm | 1 | 0.0% |
| 286 | Wulaokeng Scenic Area | 0 | |
| 287 | Su-ao Cold Spring | 0 | |
| 288 | Hualine County | 0 | |
| 289 | Taroko, Tienhsiang | 70 | 2.9% |
| 290 | Oriental Hawaii | 0 | |
| 291 | Xiuguluan River Rafting Area | 0 | |
| 292 | Shihtiping Recreation Area | 0 | |
| 293 | Jici Beach | 0 | |
| 294 | Hualien Ranger Station | 0 | |
| 295 | East Rift Valley National Scenic Area (including Hualien, Ta | 0 | |
| 296 | Liyu Lake Scenic Area | 0 | |
| 297 | Chihnan National Forest Recreation Area | 0 | |
| 298 | Chao Feng Ranch & Resort | 0 | |

d2_6: D2. What tourist spots have you visited on this trip?spot6

| Value | Label | Cases | Percentage |
|-------|--|-------|------------|
| 299 | Fuyuan National Forest Recreation Area | 0 | |
| 300 | Nan-an Visitor Center, Yushan National Park | 0 | |
| 301 | Lingtien Mountain | 0 | |
| 302 | Shihti Harbor | 0 | |
| 303 | Pulowan Recreation Area | 0 | |
| 304 | Wenshan Springs | 0 | |
| 305 | Fugang Harbor | 1 | 0.0% |
| 306 | The East Coast (Baxian Cave (Baxiandong), Shihtiping, Sansia | 0 | |
| 307 | Ligi Mudstone Badlands Geopark in Eastern Taiwan | 0 | |
| 308 | Hualien & Taitung Tourist Routes (including Hualien, Taitun | 1 | 0.0% |
| 309 | Taitung County | 0 | |
| 310 | Jhihben | 1 | 0.0% |
| 311 | Jialulan | 0 | |
| 312 | Shanyuan Beach | 0 | |
| 313 | Sansiantai (Terrace of the Three Immortals) | 0 | |
| 314 | Basian Cave (Basiandong) | 0 | |
| 315 | East Coast National Scenic Area Administration Headquarters | 0 | |
| 316 | Guanshan Water Park | 0 | |
| 317 | Chihshang Pastoral T.S.C. | 0 | |
| 318 | Chulu Pasturage | 0 | |
| 319 | East Coast National Scenic Area (including Hualien, Taitung) | 2 | 0.1% |
| 320 | Taitung Veterans Farm | 0 | |
| 321 | Jhihben National Forest Recreation Area | 0 | |
| 322 | Lyudao (Green Island) | 1 | 0.0% |
| 323 | Lanyu (Orchid Island) | 0 | |
| 324 | Penghu County | 0 | |
| 325 | Penghu National Scenic Area | 0 | |
| 326 | Penghu Visitor Center | 0 | |
| 327 | South Sea Visitor Center | 0 | |
| 328 | North Sea Visitor Center | 0 | |
| 329 | Penghu Aquarium | 0 | |
| 330 | Lintou Park | 0 | |
| 331 | Siyu Western Fort | 0 | |
| 332 | Jibei Island | 0 | |
| 333 | Center for the Promotion of the Tourism Industry | 0 | |
| 334 | Kinmen County | 0 | |
| 335 | Kinmen National Park | 0 | |
| 336 | Sun Yat-sen Memorial Forest | 0 | |
| 337 | Jhaishan | 0 | |
| 338 | Nature Center | 0 | |
| 339 | Guniungtou War Museum | 1 | 0.0% |
| 340 | Kinmen Folk Culture Village | 0 | |
| 341 | Juguang Tower | 2 | 0.1% |
| 342 | Xibian Beach | 0 | |
| 343 | Lienchiang County | 0 | |

d2_6: D2. What tourist spots have you visited on this trip?spot6

| Value | Label | Cases | Percentage |
|-------|--|-------|------------|
| 344 | Offshore Islands Tourism Routes (Including: Kinmen, Matsu, P | 0 | |
| 345 | Round Island Railway Tourism Routes | 0 | |
| 346 | National Floriculture Park | 0 | |
| 347 | Temples | 0 | |
| 348 | Taipei County | 0 | |
| 349 | Other Night Markets in Taipei County | 0 | |
| 350 | Keelung Miaokow Night Market | 0 | |
| 351 | Other Night Markets in Taoyuan County | 0 | |
| 352 | Other Night Markets in Hsinchu City | 0 | |
| 353 | Hsinchu County | 0 | |
| 354 | Other Night Markets in Hsinchu County | 0 | |
| 355 | Other Night Markets in Miaoli County | 0 | |
| 356 | Other Night Markets in Taichung City | 0 | |
| 357 | Taichung County | 0 | |
| 358 | Other Night Markets in Taichung County | 0 | |
| 359 | Other Night Markets in Changhua County | 0 | |
| 360 | Other Night Markets in Yunlin County | 0 | |
| 361 | Other Night Markets in Chiayi County | 0 | |
| 362 | Other Night Markets in Tainan City | 1 | 0.0% |
| 363 | Tainan County | 0 | |
| 364 | Other Night Markets in Tainan County | 0 | |
| 365 | Kaohsiung County | 0 | |
| 366 | Other Night Markets in Kaohsiung County | 0 | |
| 367 | Other Night Markets in Kaohsiung City | 2 | 0.1% |
| 368 | Other Night Markets in Pingtung County | 0 | |
| 369 | Other Night Markets in Taitung County | 0 | |
| 370 | Other Night Markets in Hualine County | 0 | |
| 371 | Other Night Markets in Yilan County | 0 | |
| 372 | Other Night Markets in Kinmen County | 0 | |
| 373 | Other Night Markets in Nantou County | 0 | |
| 374 | Other Night Markets in Penghu County | 0 | |
| 375 | Other Night Markets in Lienchiang County | 0 | |
| 378 | Chiayi City | 0 | |
| 379 | Other Night Markets in Chiayi City | 0 | |
| 380 | Amis Cultural Village | 1 | 0.0% |
| 381 | Gongguan Night Market | 1 | 0.0% |
| 382 | Shihciouling Gun Emplacement | 0 | |
| 383 | Bisha Fishery Harbor | 0 | |
| 384 | Jinguashi | 2 | 0.1% |
| 385 | Nanya Erosion Rocks Area (including Beaches and Mountain Tra | 0 | |
| 386 | Bitou Cape Park (Including Bitou Cape Trail) | 0 | |
| 387 | Jinshawan Beach Park | 0 | |
| 388 | Aodi Fishery Harbor | 0 | |
| 389 | Mao'ao Fishery Village | 0 | |
| 390 | Caoling Historic Trail | 0 | |

d2_6: D2. What tourist spots have you visited on this trip?spot6

| Value | Label | Cases | Percentage |
|-------|--|-------|------------|
| 391 | Pinlin | 0 | |
| 392 | Sanxia | 2 | 0.1% |
| 393 | Yingge | 2 | 0.1% |
| 394 | Jinshan | 5 | 0.2% |
| 395 | Temple of Eighteen Deities | 0 | |
| 396 | Fugui Cape | 0 | |
| 397 | Baisha Bay | 0 | |
| 398 | Tamsui Old Street | 15 | 0.6% |
| 399 | Tamshui Fishman's Wharf | 10 | 0.4% |
| 400 | Taipei County Shinsanhang Museum of Archaeology | 2 | 0.1% |
| 401 | Baling | 0 | |
| 402 | Dashi | 2 | 0.1% |
| 403 | Cihu | 2 | 0.1% |
| 404 | Neiwan | 1 | 0.0% |
| 405 | Beipu | 1 | 0.0% |
| 406 | Taian hot Springs | 0 | |
| 407 | Hwataoyao | 0 | |
| 408 | Zhuolan | 0 | |
| 409 | Sihyuan Yakou | 0 | |
| 410 | Huanshan | 0 | |
| 411 | Jiayang | 1 | 0.0% |
| 412 | Deji | 0 | |
| 413 | Dayuling | 0 | |
| 414 | Lushan Hot Springs | 0 | |
| 415 | Puli | 1 | 0.0% |
| 416 | Guguan | 0 | |
| 417 | Songhe Tribe | 0 | |
| 418 | Qub-Shou-Yao, Puli | 0 | |
| 419 | Minghu Reservoir | 0 | |
| 420 | Mingtai Reservoir | 0 | |
| 421 | Checheng Train Station | 0 | |
| 422 | DengyingAcademy | 0 | |
| 423 | National Taiwan Craft Research and Development Institute | 0 | |
| 424 | Puli Distillery | 0 | |
| 425 | Guangxing Paper Factory | 0 | |
| 426 | Sing Ling Temple | 0 | |
| 427 | Hua-Ji-Man-Mo Monument | 0 | |
| 428 | Endemic Species Research Institute | 0 | |
| 429 | Mingcin Academy | 0 | |
| 430 | Jiji | 0 | |
| 431 | Tenshing Kiln Ceramics Cultural Park | 0 | |
| 432 | Dongshih Fishery Harbor | 0 | |
| 433 | Luermen Tianhou Temple | 0 | |
| 434 | Sicao Dazhong Temple and Gun Emplacement | 1 | 0.0% |
| 435 | Xishu Golden Beach | 0 | |

d2_6: D2. What tourist spots have you visited on this trip?spot6

| Value | Label | Cases | Percentage |
|-------|--|-------|------------|
| 436 | Tainan Siaobei Night Market | 0 | |
| 437 | Chukou | 0 | |
| 438 | Shanme | 0 | |
| 439 | Shizhuo | 0 | |
| 440 | Dabang | 0 | |
| 441 | Tefuye | 0 | |
| 442 | Fenqihu | 0 | |
| 443 | Ruili | 0 | |
| 444 | Sandimen | 0 | |
| 445 | Saijia Amusement Park | 0 | |
| 446 | Gaushu | 0 | |
| 447 | Ligang | 0 | |
| 448 | Yanban (Slate) Lane, Wutai Township | 0 | |
| 449 | Duona Village's Stone Slab Houses | 0 | |
| 450 | Sichongxi | 0 | |
| 451 | Qing-Zhou Beach Recreation Areas | 0 | |
| 452 | Pei Kuan Resort | 0 | |
| 453 | Dali Tiangong Temple | 0 | |
| 454 | Toucheng Recreation Farm | 0 | |
| 455 | Wushih Harbor | 0 | |
| 456 | Guishan Island (Turtle Island) | 0 | |
| 457 | National DongHua University | 0 | |
| 458 | Yi Yuan Resort | 0 | |
| 459 | Promisedland Resort & Lagoon | 0 | |
| 460 | Fenglin Recreation Areas | 0 | |
| 461 | Mataian Wetland Ecological Park | 0 | |
| 462 | Ruisui Hongye Springs | 0 | |
| 463 | Wuhe Tourist Tea Plantation & Saoba Stone Pillars | 0 | |
| 464 | Antong Hot Springs, Yuli | 0 | |
| 465 | Liushidan Mountain | 0 | |
| 466 | Loushan Waterfall | 0 | |
| 467 | Dashi Fishery Harbor | 0 | |
| 468 | Qixing Lake (Qixingtang) | 1 | 0.0% |
| 469 | Hualien Farglory Ocean Park | 1 | 0.0% |
| 470 | Dapo Pond & Chishang Pastoral Resort | 0 | |
| 471 | Luyeh High Terrace Tourism Tea Plantation | 0 | |
| 472 | Taitung Hungyeh (Red Leaves) Hot Spring Riverside Park | 0 | |
| 473 | Chengkong Harbor | 0 | |
| 474 | Beinan Cultural Park | 1 | 0.0% |
| 475 | National Museum of Prehistory | 2 | 0.1% |
| 476 | Taimali | 1 | 0.0% |
| 477 | Penghu Mazu Temple (Magung) | 1 | 0.0% |
| 478 | Wang'an Island | 0 | |
| 479 | Qimei Island | 0 | |
| 480 | Hujing Island | 0 | |

d2_6: D2. What tourist spots have you visited on this trip?spot6

| Value | Label | Cases | Percentage |
|-------|---|-------|------------|
| 481 | Tongpan Island | 1 | 0.0% |
| 482 | Shuangli Wetlands Nature Center | 0 | |
| 483 | Sanhou Folk Culture Village | 0 | |
| 484 | Tai Lake | 0 | |
| 485 | Gugang Lake | 0 | |
| 486 | Shuangli Lake | 0 | |
| 487 | Lingshui Lake | 0 | |
| 488 | Qiu Liang-Gung's Mother Chastity Arch | 0 | |
| 489 | Wentai Pagoda | 0 | |
| 490 | Sihwei Tunnel | 0 | |
| 491 | Jhaishan Tunnel | 0 | |
| 492 | Qionglin | 0 | |
| 493 | August 23rd Bombardment Memorial Hall | 0 | |
| 494 | Mashan Broadcasting and Observation Station | 0 | |
| 495 | Beishan Old Western-style House | 0 | |
| 496 | Taiwu Mountain | 0 | |
| 497 | Beishan Traditional Residency | 0 | |
| 498 | Kinmen Kaoliang Liquor Inc. | 0 | |
| 499 | Wujiang River Estuary | 0 | |
| 500 | Shuitou | 0 | |
| 501 | Guniungtou cliff | 0 | |
| 502 | Qinbi Village, Beigan | 0 | |
| 503 | Bishan Sightseeing Platform | 0 | |
| 504 | Banli-to-Wusha Recreation Area | 0 | |
| 505 | Daqiu Island | 0 | |
| 506 | Beihai Tunnel | 0 | |
| 507 | Tiebao | 0 | |
| 508 | Matsu Liquor Factory (Tunnel 88) | 0 | |
| 509 | Niujiao Village | 0 | |
| 510 | Yanxiu Tidal Echo (Matsu) | 0 | |
| 511 | A Thread of Sky (Matsu) | 0 | |
| 512 | Andong Tunnel | 0 | |
| 513 | Chaste Maiden Cave | 0 | |
| 514 | Dongyong Lighthouse | 0 | |
| 515 | Dapu Monument | 0 | |
| 516 | Dongquan Lighthouse | 0 | |
| 517 | Caipu bay | 0 | |
| 518 | Kunqiu Beach | 0 | |
| 519 | Beigan | 0 | |
| 520 | Nangan | 0 | |
| 521 | Dongyin | 0 | |
| 522 | Jyuguang | 0 | |
| 523 | Jingmei Night Market | 0 | |
| 524 | Linjiang St. Night Market | 1 | 0.0% |
| 525 | Dahu Park | 1 | 0.0% |

d2_6: D2. What tourist spots have you visited on this trip?spot6

| Value | Label | Cases | Percentage |
|-------|--|-------|------------|
| 526 | The Beitou Hot Springs Museum | 0 | |
| 527 | Xinyi Shopping Distric | 35 | 1.4% |
| 528 | Haujiang Waterfowl Nature Park | 0 | |
| 529 | Dajia Riverside Park | 0 | |
| 530 | SPOT-Taipei Film House | 0 | |
| 531 | The Redhouse Theater | 1 | 0.0% |
| 532 | Museum of Contemporary Art, Taipei | 0 | |
| 533 | Postal Museum | 0 | |
| 534 | Taiwan Handcraft Promotion Center | 0 | |
| 535 | Shenkeng Old Street | 4 | 0.2% |
| 536 | Pingxi | 1 | 0.0% |
| 537 | Museum of World Religions | 0 | |
| 538 | Yonghe Lehua Night Market | 0 | |
| 539 | Blue Highway Tourism Routes | 0 | |
| 540 | Ershawan Gun Emplacement | 0 | |
| 541 | Keelung Port | 1 | 0.0% |
| 542 | Nuannuan | 1 | 0.0% |
| 543 | Zhongli | 0 | |
| 544 | Hsinchu Science Park | 2 | 0.1% |
| 545 | Nanliao Fishery Harbor | 0 | |
| 546 | Hsinchu Chenghuang Temple Night Market | 0 | |
| 547 | Daba Peak | 0 | |
| 548 | Neiwan Railroad | 0 | |
| 549 | Guanwu National Forest Recreation Area | 0 | |
| 550 | Baguashan | 0 | |
| 551 | Lugang Mazu Temple | 3 | 0.1% |
| 552 | Rueili-Taihe Scenic Area | 0 | |
| 553 | Qigu Birdseeing | 1 | 0.0% |
| 554 | Dragon and Tiger Pagodas | 7 | 0.3% |
| 555 | Chijin Mazu Temple, Kaohsiung | 2 | 0.1% |
| 556 | Confucius Temple (Kaohsiung) | 2 | 0.1% |
| 557 | Xizi Bay | 20 | 0.8% |
| 558 | Kaohsiung Liuhe Night Market | 2 | 0.1% |
| 559 | Urban Spotlight | 1 | 0.0% |
| 560 | Kaohsiung Port | 4 | 0.2% |
| 561 | Love River | 23 | 0.9% |
| 562 | Kaohsiung 85 Building | 6 | 0.2% |
| 563 | Zhungxing Tower | 0 | |
| 564 | Fushan Botanical Garden | 0 | |
| 565 | Toufen | 0 | |
| 566 | Nanfangao | 0 | |
| 567 | Hualien Harbor | 0 | |
| 568 | Hualien Seaside Park | 0 | |
| 569 | Whale and Dolphine Viewing Tour along East Coast | 0 | |
| 570 | Guanshan Bicycle Path | 1 | 0.0% |

d2_6: D2. What tourist spots have you visited on this trip?spot6

| Value | Label | Cases | Percentage |
|-------|--|-------|------------|
| 571 | Water Running Up | 0 | |
| 572 | Dulan Mountain | 0 | |
| 573 | 921 Earthquake Museum of Taiwan (Jiji) | 1 | 0.0% |
| 574 | Teresa Teng Memorail Park (Yun Garden) | 0 | |
| 575 | Wufenpu Fashion Area | 24 | 1.0% |
| 576 | Miramar Ferris Wheel | 15 | 0.6% |
| 577 | Dalongdong Baoan Temple | 3 | 0.1% |
| 578 | Guanghua 3C Mall | 3 | 0.1% |
| 579 | Yuanwangkeng Park | 0 | |
| 580 | Waiao Ocean Recreational Area | 0 | |
| 581 | Shi Guanyin Temple | 0 | |
| 582 | Daxi Honeymoon Bay | 0 | |
| 583 | Jinshan Lion's Head Mountain | 0 | |
| 584 | Jinshan Zhongjiao Shazhu Bay | 1 | 0.0% |
| 585 | Sanzhi Visitor Center and Gallery | 0 | |
| 586 | Sanzhi Qianshui Bay | 0 | |
| 587 | Sanzhi | 0 | |
| 588 | Jiji Green Tunnel | 0 | |
| 589 | Hualien Sugar Factory | 0 | |
| 590 | Gongguan | 0 | |
| 591 | Qishan | 0 | |
| 592 | Meinong | 0 | |
| 593 | Jiaxian | 0 | |
| 594 | Shan-Ping Forest Ecological Garden | 0 | |
| 595 | Laingshan Recreation Area, Pingtung | 0 | |
| 596 | Goddess Temple (Magong, Penghu) | 0 | |
| 597 | Penghu Ocean-crossing Bridge | 2 | 0.1% |
| 598 | Tongliang Great Banyuan | 0 | |
| 599 | Fongguei Cave | 0 | |
| 600 | Matsu War and Peace Memorial Park | 0 | |
| 601 | Matsu Religions Park | 0 | |
| 602 | Beihai Recreation Area, Matsu | 0 | |
| 603 | Tsai Family Ancestral Shrine, Qionglin | 0 | |
| 604 | Tunnels in Qionglin Combat Village, Kinmen | 0 | |
| 605 | Huang Family Youtang Villa, Kinmen | 0 | |
| 606 | Deyue Tower Western-style Houses, Kinmen | 0 | |
| 607 | Confucius Temple | 14 | 0.6% |
| 608 | Nanjichang Night Market | 0 | |
| 609 | Ninxia Night Market | 0 | |
| 610 | Sinjhuang Night Market | 0 | |
| 611 | Banciao Nanya Night Market | 0 | |
| 612 | Jhonghe Singnan Night Market | 0 | |
| 613 | Other Night Markets in Keelung City | 0 | |
| 614 | Jhongli Sinmin Night Market | 0 | |
| 615 | Taoyuan Tourist Night Market | 0 | |

| # d2_6: D2. What tourist spots have you visited on this trip?spot6 | | | |
|---|--|-------|------------|
| Value | Label | Cases | Percentage |
| 616 | Taichung Fongjia Night Market | 0 | |
| 617 | Taichung Jhonghua Night Market | 0 | |
| 618 | Lugang tranditional snacks | 1 | 0.0% |
| 619 | Chiayi Wenhua Rd. Night Market | 0 | |
| 620 | Kaohsiung Sinsing Night Market | 0 | |
| 621 | Pingtung Minzu Rd. Night Market | 0 | |
| 622 | Yilan Luodong Night Market | 0 | |
| 623 | Hualien Nanbin Night Market | 0 | |
| 624 | Teresa Teng Memorail Park | 0 | |
| 625 | Tianlu Art Center | 0 | |
| 626 | Liugui Service Area | 1 | 0.0% |
| Sysmiss | | 3076 | |
| Warning: these figures indicate the number of cases found in the data file. They cannot be interpreted as summary statistics of the population of interest. | | | |
| # d2_7: D2. What tourist spots have you visited on this trip?spot7 | | | |
| Information | [Type= discrete] [Format=numeric] [Range= 1-626] [Missing=*] | | |
| Statistics [NW/ W] | [Valid=1835 /-] [Invalid=3669 /-] | | |
| Value | Label | Cases | Percentage |
| 1 | Taipei City | 0 | |
| 2 | Chiang Kaishek Memorial Hall | 52 | 2.8% |
| 3 | National Palace Museum | 47 | 2.6% |
| 4 | Other Night Markets in Taipei City | 0 | |
| 5 | Long Shan Temple | 29 | 1.6% |
| 6 | Taipe Martyr's Shrine | 30 | 1.6% |
| 7 | Yangmingshan National Park | 23 | 1.3% |
| 8 | Dihua Street Night Market | 0 | |
| 9 | Chinese Culture & Movie Center | 1 | 0.1% |
| 10 | National Taiwan College of Performing Arts | 0 | |
| 11 | Tienmu | 0 | |
| 12 | The Estern Distristic of Taipei | 34 | 1.9% |
| 13 | Sun Yatsen Memorail Hall | 9 | 0.5% |
| 14 | Mucha Maokong | 3 | 0.2% |
| 15 | Taipei Zoo | 4 | 0.2% |
| 16 | Jou Fen | 53 | 2.9% |
| 17 | Xiemending | 90 | 4.9% |
| 18 | Yehliu Ocean World | 0 | |
| 19 | Coastline park | 0 | |
| 20 | Taipei Botanical Garden | 1 | 0.1% |
| 21 | Hsing Tian Kong (Xingtian Temple) | 14 | 0.8% |
| 22 | Yangmingshuwu | 0 | |
| 23 | Taipei 101 | 236 | 12.9% |
| 24 | Taipei Fine Art Museum | 4 | 0.2% |
| 25 | National Museum of History | 0 | |
| 26 | National Taiwan Science Education Center | 0 | |
| 27 | Taipei zoo | 0 | |

d2_7: D2. What tourist spots have you visited on this trip?spot7

| Value | Label | Cases | Percentage |
|-------|--|-------|------------|
| 28 | Taipei Children's Recreation Center | 0 | |
| 29 | Taipei Astronomical Museum | 0 | |
| 30 | Taipei Children's Museum of Transportation and Communication | 0 | |
| 31 | Chiang Kaishek's Shihlin Residence | 5 | 0.3% |
| 32 | National Museum of Marine Biology & Aquarium | 0 | |
| 33 | The Observatory of Shin Kong Life Tower | 0 | |
| 34 | Shilin Night Market | 0 | |
| 35 | Huaxi Street (Snake Alley) Night Market | 1 | 0.1% |
| 36 | Raohe Street Night Market | 1 | 0.1% |
| 37 | Office of the President Republic of China (Taiwan) | 13 | 0.7% |
| 38 | National Taiwan Arts Education Center | 0 | |
| 39 | 228 Peace Memorial Park | 2 | 0.1% |
| 40 | Yuanshan | 11 | 0.6% |
| 41 | Taipei Matro Mall | 6 | 0.3% |
| 42 | Juming Museum | 0 | |
| 43 | Beitou | 27 | 1.5% |
| 44 | Qing Shui Zu shi temple | 0 | |
| 45 | Lin An Tai Historical House & Museum | 0 | |
| 46 | Shung Ye Museum of Formosan Aborigines | 1 | 0.1% |
| 47 | Taipei Main Station Shopping Area | 11 | 0.6% |
| 48 | Shung Ye Museum of Formosan Aborigines (Taipei) | 0 | |
| 49 | Miniatures Museum of Taiwan (Taipei) | 2 | 0.1% |
| 50 | Jianguo Flower and Jade Market | 2 | 0.1% |
| 51 | Beitou Museum | 0 | |
| 52 | Matilda Resort | 0 | |
| 53 | Neptune Resort | 0 | |
| 54 | Yehliu | 182 | 9.9% |
| 55 | Shihmen (Stone) Arch | 1 | 0.1% |
| 56 | Tiaoshih Coast / Jump-stone Coast | 0 | |
| 57 | Jinshan Hot-Spring Gym Pool | 0 | |
| 58 | New Jinshan Beach | 0 | |
| 59 | Green Bay Beach | 0 | |
| 60 | Guanyinshan | 0 | |
| 61 | Lailai Rock Fishing ?Area | 0 | |
| 62 | Shida Night Market | 0 | |
| 63 | Pinglin Tea Museum | 3 | 0.2% |
| 64 | Yingge Ceramics Museum | 6 | 0.3% |
| 65 | Wulai | 13 | 0.7% |
| 66 | Shihfen Waterfall | 3 | 0.2% |
| 67 | Butian Lake | 3 | 0.2% |
| 68 | Manyueyuan National Forest Recreation Area | 1 | 0.1% |
| 69 | Neidong National Forest Recreation Area | 0 | |
| 70 | Formosa Fun Coast | 0 | |
| 71 | Lele Valley Springs | 0 | |
| 72 | Yun Hsien Resort | 1 | 0.1% |

d2_7: D2. What tourist spots have you visited on this trip?spot7

| Value | Label | Cases | Percentage |
|-------|--|-------|------------|
| 73 | Bitou Harbor Service Area | 0 | |
| 74 | Longdongwan Coast Park | 0 | |
| 75 | Longdong South Ocean Park | 0 | |
| 76 | Fulong beach (inlcuding Fulong Visitor Center) | 0 | |
| 77 | Longmen Camp Site | 0 | |
| 78 | Yanliao Beach Park | 0 | |
| 79 | Sandiaojiang Cape Lighthouse | 0 | |
| 80 | the Lin Family Mans | 0 | |
| 81 | Tamsui | 75 | 4.1% |
| 82 | Fort San Domingo | 2 | 0.1% |
| 83 | Linkou | 0 | |
| 84 | Shihcheng Service Are | 0 | |
| 85 | The North Coast Tourist Routes | 8 | 0.4% |
| 86 | The Lanyang Northern Cross Tourist Routes | 0 | |
| 87 | The Northeast Coast National Scenic Area | 0 | |
| 88 | Keelung City | 0 | |
| 89 | Dawulun Gun Emplacement | 0 | |
| 90 | The Northeast Coastal Scenic Area | 14 | 0.8% |
| 91 | Jhongjhrng Park | 0 | |
| 92 | Valentine Lake Park | 0 | |
| 93 | East Canyon | 0 | |
| 94 | Sento Park | 0 | |
| 95 | Badou Zi Coastal Park | 0 | |
| 96 | Hepingdao Seashore Park | 0 | |
| 97 | Taoyuan County | 0 | |
| 98 | Shihmen Reservoir | 1 | 0.1% |
| 99 | Window on China Theme Park | 3 | 0.2% |
| 100 | Chung Cheng Aviation Museum | 0 | |
| 101 | Siaowulai Scenic Area | 0 | |
| 102 | Dongyanshan National Forest Recreation Area | 0 | |
| 103 | Lalashan Forest Reserve | 0 | |
| 104 | Wei Chuan Pushin Ranch | 0 | |
| 105 | Dragonball Bay | 0 | |
| 106 | Hsinchu City | 0 | |
| 107 | Leofoo Village Theme Park | 14 | 0.8% |
| 108 | Golden Bird Oceanic Park | 0 | |
| 109 | Little Ding-Dong Science Park | 0 | |
| 110 | Wanjui Forest Recreational Area | 0 | |
| 111 | Dasheng Amusement Park | 0 | |
| 112 | Qingquan Hot? Spring | 0 | |
| 113 | Ku Chi Peak | 0 | |
| 114 | Miaoli County | 0 | |
| 115 | Tri-Mountain National Scenic Area | 0 | |
| 116 | Lion's Head Mountain Scenic Area | 0 | |
| 117 | Kuanwu Cottage,? Shei-Pa National Park | 0 | |

d2_7: D2. What tourist spots have you visited on this trip?spot7

| Value | Label | Cases | Percentage |
|-------|--|-------|------------|
| 118 | Mingde Reservoir | 0 | |
| 119 | Qiding Beach Resort | 0 | |
| 120 | Tongxiao Beach Resort | 0 | |
| 121 | Shangri-La Amusement Park | 0 | |
| 122 | New China City Amusement World | 0 | |
| 123 | Sanyi Wood Sculpture Museum | 0 | |
| 124 | West Lake Resortopia | 0 | |
| 125 | Evergreen Valley Forest Amusement | 0 | |
| 126 | Taoyuan, Hsinchu and Miaoli Tourist Routes | 0 | |
| 127 | Taichung City | 0 | |
| 128 | National Museum of Natural Science | 0 | |
| 129 | Encore Garden | 0 | |
| 130 | Dungshr Forest Farm | 0 | |
| 131 | Dasyueshan National Forest Recreation Area | 0 | |
| 132 | Taiwan Studio City | 0 | |
| 133 | Lishan Recreation Area | 0 | |
| 134 | Shei-pa National Park | 0 | |
| 136 | Wuling National Forest Recreation Area | 0 | |
| 137 | Fushoushan Farm | 0 | |
| 138 | Tiehchenshan Mountain Recreation Area | 0 | |
| 139 | Basianshan National Forest Recreation Area | 0 | |
| 140 | Dasyueshan National Forest Recreation Area | 0 | |
| 141 | Daan Beach | 1 | 0.1% |
| 142 | The Ryukoku natural amusement park | 0 | |
| 143 | Yamay Resort | 2 | 0.1% |
| 144 | Tungshan Amusement Park | 0 | |
| 145 | Nantou County | 0 | |
| 146 | Sitou Forest Recreation Area | 1 | 0.1% |
| 147 | Sun Link Sea Forest Recreation Area | 0 | |
| 148 | Formosan Aboriginal Culture Village | 4 | 0.2% |
| 149 | Atayal Village | 0 | |
| 150 | The Sunmoonlake Scenic Area | 337 | 18.4% |
| 151 | Cingjing Farm | 1 | 0.1% |
| 152 | Wushe Scenic Area | 0 | |
| 153 | Hehuanshan National Forest Recreation Area | 0 | |
| 154 | Yushan National Park | 3 | 0.2% |
| 155 | Tataka Recreation Area | 0 | |
| 156 | Sun Moon Lake Tourist Routes | 0 | |
| 157 | Panshan Battle Trenches | 0 | |
| 158 | Chung-Tai Buddhist Temple | 1 | 0.1% |
| 159 | Shoutian Temple | 0 | |
| 160 | Cihu (Kinmen) | 0 | |
| 161 | Phoenix Valley Bird Park | 0 | |
| 162 | Taiwan Endemic Species Research Institute | 0 | |
| 163 | Dakuanshan Nature Reserve | 0 | |

d2_7: D2. What tourist spots have you visited on this trip?spot7

| Value | Label | Cases | Percentage |
|-------|---|-------|------------|
| 164 | Dongpu Hot Spring | 0 | |
| 165 | Aowanda National Forest Recreation Area | 0 | |
| 166 | Huisun Forest Recreation Area | 0 | |
| 167 | Laiji | 0 | |
| 168 | Hehuanshan National Forest Recreation Area | 0 | |
| 169 | Changhua County | 0 | |
| 170 | Lugang Folk Arts Museum | 0 | |
| 171 | Taiwan Folk Village | 0 | |
| 172 | Songboling Forest Park | 0 | |
| 173 | Hu Shan Yan | 0 | |
| 174 | The new Baiguoshan Amusement | 0 | |
| 175 | Chingshuiyan Scout Camp | 0 | |
| 176 | ?Tienchung Forest Park | 0 | |
| 177 | The Great Buddha Sculpture | 0 | |
| 178 | Longshan Temple, Lugang | 0 | |
| 179 | Confucius Temple, Chunghua | 0 | |
| 180 | Yunlin County | 0 | |
| 181 | Southwest Coast Tourism Routes | 0 | |
| 182 | Southwest Coast Scenic Area | 0 | |
| 183 | JanFuSun Fancyworld | 5 | 0.3% |
| 184 | Tsaoling | 0 | |
| 185 | San Tiao Lun? Beach ?Park | 0 | |
| 186 | BeiGang ChaoTian Temple | 0 | |
| 187 | Chiayi County | 0 | |
| 188 | Lijia | 0 | |
| 189 | Alishan National Scenic Area | 17 | 0.9% |
| 190 | Shou Shan | 0 | |
| 191 | Alishan Tourism Routes | 0 | |
| 192 | Danayigu | 0 | |
| 193 | Fengshan Ecology Garden | 0 | |
| 194 | Guanyin Waterfall Scenic Area | 0 | |
| 195 | China Folk-Custom Village | 0 | |
| 196 | Big Chiayi Theme Park | 0 | |
| 197 | Chiayi Farm Ecological Resort | 0 | |
| 198 | Ren-Yi Tan | 0 | |
| 199 | Lantan | 0 | |
| 200 | Tainan City | 0 | |
| 201 | Chihkan Tower | 11 | 0.6% |
| 202 | Old Fort of Anping (Fort Zeelandia) | 7 | 0.4% |
| 203 | Wu Shan Tou Reservoir | 0 | |
| 204 | Anping Port National Historical Scenic Area | 0 | |
| 205 | The Jianshan Pi Reservoir Scenic Area | 0 | |
| 206 | Zengwun Dam | 0 | |
| 207 | Coral Lake | 0 | |
| 208 | Guan Zih Ling | 1 | 0.1% |

d2_7: D2. What tourist spots have you visited on this trip?spot7

| Value | Label | Cases | Percentage |
|-------|--|-------|------------|
| 209 | Hutoubei Scenic Area | 0 | |
| 210 | Tsou-Ma-Lai Farm | 0 | |
| 211 | Leopard King Safari Zoo | 0 | |
| 212 | Mashagou Seafront Beach ?Park | 1 | 0.1% |
| 213 | Woozland | 0 | |
| 214 | Daitianfu Temple, Madou | 0 | |
| 215 | Daitianfu Temple, Nankunshen | 0 | |
| 216 | Koxinga Shrine | 10 | 0.5% |
| 217 | Eternal Fortress | 5 | 0.3% |
| 218 | Confucius Temple, Tainan | 1 | 0.1% |
| 219 | War God Temple | 0 | |
| 220 | Five Concubines Temple | 0 | |
| 221 | Great Empress of Heaven Temple | 1 | 0.1% |
| 222 | Kaohsiung City | 0 | |
| 223 | Spring Autumn Pavilions in Zuoying | 3 | 0.2% |
| 224 | Chengching Lake | 18 | 1.0% |
| 225 | Foguangshan | 13 | 0.7% |
| 226 | Maolin Scenic Area (including Lovers' Valley and Duona Sprin | 1 | 0.1% |
| 227 | Kaohsiung-Pingtung the Foothills Tourism Routes (Including K | 0 | |
| 228 | Meishan Visitor Center | 0 | |
| 229 | Shoushan Zoo | 11 | 0.6% |
| 230 | Kaohsiung Historic Museum | 0 | |
| 231 | Cijin Seashore Park | 8 | 0.4% |
| 232 | Lotus Pond | 29 | 1.6% |
| 233 | National Science and Technology Museum | 0 | |
| 234 | Kaoshiung Museum of Fine Arts | 1 | 0.1% |
| 235 | Kaohsiung Museum of History | 1 | 0.1% |
| 236 | Pingtung Farm | 0 | |
| 238 | Tengjih National Forest Recreation Area | 0 | |
| 239 | Cijin Beach ?Park | 0 | |
| 240 | Blue Lagoon Water Park | 0 | |
| 241 | Grand World InternationalVillage | 0 | |
| 242 | Boalai, Bulao Hot Springs | 1 | 0.1% |
| 243 | ?Former Sinwei Tree?Nursery | 0 | |
| 244 | Eighteen Arhats Mountain Area | 0 | |
| 245 | Bridge Recreation Area | 0 | |
| 246 | Bang Abdominal Creek Recreation Areas | 0 | |
| 247 | Pingtung County | 0 | |
| 248 | Kenting National Park | 10 | 0.5% |
| 249 | Jiaosi | 0 | |
| 250 | Eluanbi Park | 4 | 0.2% |
| 251 | Maobitou Park | 1 | 0.1% |
| 252 | Kenting National Forest Recreation Area | 0 | |
| 253 | Kenting Space Port | 1 | 0.1% |
| 254 | Jialeshuei Scenic Area | 1 | 0.1% |

d2_7: D2. What tourist spots have you visited on this trip?spot7

| Value | Label | Cases | Percentage |
|-------|--|-------|------------|
| 255 | Sheding Nature Park | 0 | |
| 256 | Nanwan Beach Recreation Area | 0 | |
| 257 | Shiaowan Beach Recreation Area | 0 | |
| 258 | The Sisal Industry History Monument | 0 | |
| 259 | Longluan Lake Nature Center | 0 | |
| 260 | Shadao Shell Beach Exhibition Hall | 0 | |
| 261 | National Museum of Marine Biology & Aquarium | 2 | 0.1% |
| 262 | Hengchun Peninsula Tourist Routes | 0 | |
| 263 | Dapeng Bay National Scenic Area | 1 | 0.1% |
| 264 | Liuqiu (Shiaoliqiu) | 0 | |
| 265 | Shiaoliqiu Tourism Diving Boat | 0 | |
| 266 | Holiday Theme Park | 0 | |
| 267 | Jiliang Mountain Tourist Routes (Including Hualien, Yilan, T | 0 | |
| 268 | Taiwan Aboriginal Culture Park | 0 | |
| 269 | Shuangliou National Forest Recreation Area | 0 | |
| 270 | Kenting Beach | 0 | |
| 271 | Yilan County | 0 | |
| 272 | Tung Shan Science Area | 3 | 0.2% |
| 273 | Dahu | 0 | |
| 274 | Wufengqi Scenic Area | 1 | 0.1% |
| 275 | Meihua Lake | 0 | |
| 276 | Longtan Lake | 0 | |
| 277 | Taipingshan National Forest Recreation Area | 0 | |
| 278 | Cilan Forest Recreation Area | 0 | |
| 279 | Mingchih Forest Recreation Area | 0 | |
| 280 | Toucheng Beach | 0 | |
| 281 | Chilan Forest Playground | 0 | |
| 282 | Dali Visitor Center | 0 | |
| 283 | Beiguan Tidal Park | 0 | |
| 284 | Mt. Taiping | 0 | |
| 285 | Wuling Farm | 0 | |
| 286 | Wulaokeng Scenic Area | 0 | |
| 287 | Su-ao Cold Spring | 0 | |
| 288 | Hualine County | 0 | |
| 289 | Taroko, Tienhsiang | 48 | 2.6% |
| 290 | Oriental Hawaii | 0 | |
| 291 | Xiuguluan River Rafting Area | 0 | |
| 292 | Shihtiping Recreation Area | 0 | |
| 293 | Jici Beach | 0 | |
| 294 | Hualien Ranger Station | 0 | |
| 295 | East Rift Valley National Scenic Area (including Hualien, Ta | 0 | |
| 296 | Liyu Lake Scenic Area | 1 | 0.1% |
| 297 | Chihnan National Forest Recreation Area | 0 | |
| 298 | Chao Feng Ranch & Resort | 1 | 0.1% |
| 299 | Fuyuan National Forest Recreation Area | 0 | |

d2_7: D2. What tourist spots have you visited on this trip?spot7

| Value | Label | Cases | Percentage |
|-------|--|-------|------------|
| 300 | Nan-an Visitor Center, Yushan National Park | 0 | |
| 301 | Lingtien Mountain | 0 | |
| 302 | Shihti Harbor | 0 | |
| 303 | Pulowan Recreation Area | 0 | |
| 304 | Wenshan Springs | 0 | |
| 305 | Fugang Harbor | 0 | |
| 306 | The East Coast (Baxian Cave (Baxiandong), Shihtiping, Sansia | 0 | |
| 307 | Ligi Mudstone Badlands Geopark in Eastern Taiwan | 0 | |
| 308 | Hualien & Taitung Tourist Routes (including Hualien, Taitun | 0 | |
| 309 | Taitung County | 0 | |
| 310 | Jhihben | 2 | 0.1% |
| 311 | Jialulan | 0 | |
| 312 | Shanyuan Beach | 0 | |
| 313 | Sansiantai (Terrace of the Three Immortals) | 3 | 0.2% |
| 314 | Basian Cave (Basiandong) | 0 | |
| 315 | East Coast National Scenic Area Administration Headquarters | 0 | |
| 316 | Guanshan Water Park | 0 | |
| 317 | Chihshang Pastoral T.S.C. | 0 | |
| 318 | Chulu Pasturage | 0 | |
| 319 | East Coast National Scenic Area (including Hualien, Taitung) | 0 | |
| 320 | Taitung Veterans Farm | 0 | |
| 321 | Jhihben National Forest Recreation Area | 0 | |
| 322 | Lyudao (Green Island) | 1 | 0.1% |
| 323 | Lanyu (Orchid Island) | 1 | 0.1% |
| 324 | Penghu County | 0 | |
| 325 | Penghu National Scenic Area | 0 | |
| 326 | Penghu Visitor Center | 0 | |
| 327 | South Sea Visitor Center | 0 | |
| 328 | North Sea Visitor Center | 0 | |
| 329 | Penghu Aquarium | 0 | |
| 330 | Lintou Park | 1 | 0.1% |
| 331 | Siyu Western Fort | 0 | |
| 332 | Jibei Island | 0 | |
| 333 | Center for the Promotion of the Tourism Industry | 0 | |
| 334 | Kinmen County | 0 | |
| 335 | Kinmen National Park | 0 | |
| 336 | Sun Yat-sen Memorial Forest | 0 | |
| 337 | Jhaishan | 0 | |
| 338 | Nature Center | 0 | |
| 339 | Guniungtou War Museum | 0 | |
| 340 | Kinmen Folk Culture Village | 0 | |
| 341 | Juguang Tower | 1 | 0.1% |
| 342 | Xibian Beach | 0 | |
| 343 | Lienchiang County | 0 | |
| 344 | Offshore Islands Tourism Routes (Including: Kinmen, Matsu, P | 0 | |

d2_7: D2. What tourist spots have you visited on this trip?spot7

| Value | Label | Cases | Percentage |
|-------|--|-------|------------|
| 345 | Round Island Railway Tourism Routes | 0 | |
| 346 | National Floriculture Park | 0 | |
| 347 | Temples | 0 | |
| 348 | Taipei County | 0 | |
| 349 | Other Night Markets in Taipei County | 0 | |
| 350 | Keelung Miaokow Night Market | 0 | |
| 351 | Other Night Markets in Taoyuan County | 0 | |
| 352 | Other Night Markets in Hsinchu City | 0 | |
| 353 | Hsinchu County | 0 | |
| 354 | Other Night Markets in Hsinchu County | 0 | |
| 355 | Other Night Markets in Miaoli County | 0 | |
| 356 | Other Night Markets in Taichung City | 0 | |
| 357 | Taichung County | 0 | |
| 358 | Other Night Markets in Taichung County | 0 | |
| 359 | Other Night Markets in Changhua County | 0 | |
| 360 | Other Night Markets in Yunlin County | 0 | |
| 361 | Other Night Markets in Chiayi County | 0 | |
| 362 | Other Night Markets in Tainan City | 2 | 0.1% |
| 363 | Tainan County | 0 | |
| 364 | Other Night Markets in Tainan County | 0 | |
| 365 | Kaohsiung County | 0 | |
| 366 | Other Night Markets in Kaohsiung County | 0 | |
| 367 | Other Night Markets in Kaohsiung City | 1 | 0.1% |
| 368 | Other Night Markets in Pingtung County | 0 | |
| 369 | Other Night Markets in Taitung County | 0 | |
| 370 | Other Night Markets in Hualine County | 0 | |
| 371 | Other Night Markets in Yilan County | 0 | |
| 372 | Other Night Markets in Kinmen County | 0 | |
| 373 | Other Night Markets in Nantou County | 0 | |
| 374 | Other Night Markets in Penghu County | 0 | |
| 375 | Other Night Markets in Lienchiang County | 0 | |
| 378 | Chiayi City | 0 | |
| 379 | Other Night Markets in Chiayi City | 0 | |
| 380 | Amis Cultural Village | 0 | |
| 381 | Gongguan Night Market | 0 | |
| 382 | Shihciouling Gun Emplacement | 0 | |
| 383 | Bisha Fishery Harbor | 0 | |
| 384 | Jinguashi | 4 | 0.2% |
| 385 | Nanya Erosion Rocks Area (including Beaches and Mountain Tra | 0 | |
| 386 | Bitou Cape Park (Including Bitou Cape Trail) | 0 | |
| 387 | Jinshawan Beach Park | 0 | |
| 388 | Aodi Fishery Harbor | 0 | |
| 389 | Mao'ao Fishery Village | 0 | |
| 390 | Caoling Historic Trail | 0 | |
| 391 | Pinlin | 0 | |

d2_7: D2. What tourist spots have you visited on this trip?spot7

| Value | Label | Cases | Percentage |
|-------|--|-------|------------|
| 392 | Sanxia | 4 | 0.2% |
| 393 | Yingge | 2 | 0.1% |
| 394 | Jinshan | 4 | 0.2% |
| 395 | Temple of Eighteen Deities | 1 | 0.1% |
| 396 | Fugui Cape | 0 | |
| 397 | Baisha Bay | 3 | 0.2% |
| 398 | Tamsui Old Street | 7 | 0.4% |
| 399 | Tamshui Fishman's Wharf | 8 | 0.4% |
| 400 | Taipei County Shinsanhang Museum of Archaeology | 1 | 0.1% |
| 401 | Baling | 0 | |
| 402 | Dashi | 1 | 0.1% |
| 403 | Cihu | 0 | |
| 404 | Neiwan | 1 | 0.1% |
| 405 | Beipu | 0 | |
| 406 | Taian hot Springs | 0 | |
| 407 | Hwataoyao | 0 | |
| 408 | Zhuolan | 0 | |
| 409 | Sihyuan Yakou | 0 | |
| 410 | Huanshan | 0 | |
| 411 | Jiayang | 0 | |
| 412 | Deji | 0 | |
| 413 | Dayuling | 0 | |
| 414 | Lushan Hot Springs | 0 | |
| 415 | Puli | 3 | 0.2% |
| 416 | Guguan | 1 | 0.1% |
| 417 | Songhe Tribe | 0 | |
| 418 | Qub-Shou-Yao, Puli | 0 | |
| 419 | Minghu Reservoir | 0 | |
| 420 | Mingtai Reservoir | 0 | |
| 421 | Checheng Train Station | 0 | |
| 422 | DengyingAcademy | 0 | |
| 423 | National Taiwan Craft Research and Development Institute | 0 | |
| 424 | Puli Distillery | 0 | |
| 425 | Guangxing Paper Factory | 0 | |
| 426 | Sing Ling Temple | 1 | 0.1% |
| 427 | Hua-Ji-Man-Mo Monument | 0 | |
| 428 | Endemic Species Research Institute | 0 | |
| 429 | Mingcin Academy | 0 | |
| 430 | Jiji | 0 | |
| 431 | Tenshing Kiln Ceramics Cultural Park | 0 | |
| 432 | Dongshih Fishery Harbor | 0 | |
| 433 | Luermen Tianhou Temple | 0 | |
| 434 | Sicao Dazhong Temple and Gun Emplacement | 0 | |
| 435 | Xishu Golden Beach | 0 | |
| 436 | Tainan Siaobei Night Market | 0 | |

d2_7: D2. What tourist spots have you visited on this trip?spot7

| Value | Label | Cases | Percentage |
|-------|--|-------|------------|
| 437 | Chukou | 0 | |
| 438 | Shanme | 0 | |
| 439 | Shizhuo | 0 | |
| 440 | Dabang | 0 | |
| 441 | Tefuye | 0 | |
| 442 | Fenqihu | 0 | |
| 443 | Ruili | 0 | |
| 444 | Sandimen | 0 | |
| 445 | Saijia Amusement Park | 0 | |
| 446 | Gaushu | 0 | |
| 447 | Ligang | 0 | |
| 448 | Yanban (Slate) Lane, Wutai Township | 0 | |
| 449 | Duona Village's Stone Slab Houses | 0 | |
| 450 | Sichongxi | 0 | |
| 451 | Qing-Zhou Beach Recreation Areas | 0 | |
| 452 | Pei Kuan Resort | 0 | |
| 453 | Dali Tiangong Temple | 0 | |
| 454 | Toucheng Recreation Farm | 0 | |
| 455 | Wushih Harbor | 0 | |
| 456 | Guishan Island (Turtle Island) | 0 | |
| 457 | National DongHua University | 0 | |
| 458 | Yi Yuan Resort | 0 | |
| 459 | Promisedland Resort & Lagoon | 0 | |
| 460 | Fenglin Recreation Areas | 0 | |
| 461 | Mataian Wetland Ecological Park | 0 | |
| 462 | Ruisui Hongye Springs | 0 | |
| 463 | Wuhe Tourist Tea Plantation & Saoba Stone Pillars | 0 | |
| 464 | Antong Hot Springs, Yuli | 0 | |
| 465 | Liushidan Mountain | 0 | |
| 466 | Loushan Waterfall | 0 | |
| 467 | Dashi Fishery Harbor | 0 | |
| 468 | Qixing Lake (Qixingtian) | 0 | |
| 469 | Hualien Farglory Ocean Park | 2 | 0.1% |
| 470 | Dapo Pond & Chishang Pastoral Resort | 0 | |
| 471 | Luyeh High Terrace Tourism Tea Plantation | 0 | |
| 472 | Taitung Hungyeh (Red Leaves) Hot Spring Riverside Park | 1 | 0.1% |
| 473 | Chengkong Harbor | 0 | |
| 474 | Beinan Cultural Park | 0 | |
| 475 | National Museum of Prehistory | 0 | |
| 476 | Taimali | 2 | 0.1% |
| 477 | Penghu Mazu Temple (Magung) | 0 | |
| 478 | Wang'an Island | 0 | |
| 479 | Qimei Island | 0 | |
| 480 | Hujing Island | 0 | |
| 481 | Tongpan Island | 0 | |

d2_7: D2. What tourist spots have you visited on this trip?spot7

| Value | Label | Cases | Percentage |
|-------|---|-------|------------|
| 482 | Shuangli Wetlands Nature Center | 0 | 0.1% |
| 483 | Sanhou Folk Culture Village | 0 | |
| 484 | Tai Lake | 0 | |
| 485 | Gugang Lake | 0 | |
| 486 | Shuangli Lake | 0 | |
| 487 | Lingshui Lake | 0 | |
| 488 | Qiu Liang-Gung's Mother Chastity Arch | 0 | |
| 489 | Wentai Pagoda | 0 | |
| 490 | Sihwei Tunnel | 0 | |
| 491 | Jhaishan Tunnel | 0 | |
| 492 | Qionglin | 0 | |
| 493 | August 23rd Bombardment Memorial Hall | 0 | |
| 494 | Mashan Broadcasting and Observation Station | 0 | |
| 495 | Beishan Old Western-style House | 0 | |
| 496 | Taiwu Mountain | 2 | |
| 497 | Beishan Traditional Residency | 0 | |
| 498 | Kinmen Kaoliang Liquor Inc. | 0 | |
| 499 | Wujiang River Estuary | 0 | |
| 500 | Shuitou | 0 | |
| 501 | Guniungtou cliff | 0 | |
| 502 | Qinbi Village, Beigan | 0 | |
| 503 | Bishan Sightseeing Platform | 0 | |
| 504 | Banli-to-Wusha Recreation Area | 0 | |
| 505 | Daqiu Island | 0 | |
| 506 | Beihai Tunnel | 0 | |
| 507 | Tiebao | 0 | |
| 508 | Matsu Liquor Factory (Tunnel 88) | 0 | |
| 509 | Niujiao Village | 0 | |
| 510 | Yanxiu Tidal Echo (Matsu) | 0 | |
| 511 | A Thread of Sky (Matsu) | 0 | |
| 512 | Andong Tunnel | 0 | |
| 513 | Chaste Maiden Cave | 0 | |
| 514 | Dongyong Lighthouse | 0 | |
| 515 | Dapu Monument | 0 | |
| 516 | Dongquan Lighthouse | 0 | |
| 517 | Caipu bay | 0 | |
| 518 | Kunqiu Beach | 0 | |
| 519 | Beigan | 0 | |
| 520 | Nangan | 0 | |
| 521 | Dongyin | 0 | |
| 522 | Jyuguang | 0 | |
| 523 | Jingmei Night Market | 0 | |
| 524 | Linjiang St. Night Market | 0 | |
| 525 | Dahu Park | 0 | |
| 526 | The Beitou Hot Springs Museum | 0 | |

d2_7: D2. What tourist spots have you visited on this trip?spot7

| Value | Label | Cases | Percentage |
|-------|--|-------|------------|
| 527 | Xinyi Shopping Distric | 17 | 0.9% |
| 528 | Haujiang Waterfowl Nature Park | 1 | 0.1% |
| 529 | Dajia Riverside Park | 0 | |
| 530 | SPOT-Taipei Film House | 0 | |
| 531 | The Redhouse Theater | 0 | |
| 532 | Museum of Contemporary Art, Taipei | 0 | |
| 533 | Postal Museum | 0 | |
| 534 | Taiwan Handcraft Promotion Center | 0 | |
| 535 | Shenkeng Old Street | 6 | 0.3% |
| 536 | Pingxi | 1 | 0.1% |
| 537 | Museum of World Religions | 0 | |
| 538 | Yonghe Lehua Night Market | 0 | |
| 539 | Blue Highway Tourism Routes | 0 | |
| 540 | Ershawan Gun Emplacement | 0 | |
| 541 | Keelung Port | 2 | 0.1% |
| 542 | Nuannuan | 0 | |
| 543 | Zhongli | 0 | |
| 544 | Hsinchu Science Park | 0 | |
| 545 | Nanliao Fishery Harbor | 0 | |
| 546 | Hsinchu Chenghuang Temple Night Market | 0 | |
| 547 | Daba Peak | 0 | |
| 548 | Neiwan Railroad | 0 | |
| 549 | Guanwu National Forest Recreation Area | 0 | |
| 550 | Baguashan | 1 | 0.1% |
| 551 | Lugang Mazu Temple | 1 | 0.1% |
| 552 | Rueili-Taihe Scenic Area | 0 | |
| 553 | Qigu Birdseeing | 2 | 0.1% |
| 554 | Dragon and Tiger Pagodas | 11 | 0.6% |
| 555 | Chijin Mazu Temple, Kaohsiung | 4 | 0.2% |
| 556 | Confucius Temple (Kaohsiung) | 1 | 0.1% |
| 557 | Xizi Bay | 21 | 1.1% |
| 558 | Kaohsiung Liuhe Night Market | 5 | 0.3% |
| 559 | Urban Spotlight | 3 | 0.2% |
| 560 | Kaohsiung Port | 5 | 0.3% |
| 561 | Love River | 17 | 0.9% |
| 562 | Kaohsiung 85 Building | 6 | 0.3% |
| 563 | Zhungxing Tower | 0 | |
| 564 | Fushan Botanical Garden | 0 | |
| 565 | Toufen | 0 | |
| 566 | Nanfangao | 0 | |
| 567 | Hualien Harbor | 0 | |
| 568 | Hualien Seaside Park | 0 | |
| 569 | Whale and Dolphine Viewing Tour along East Coast | 0 | |
| 570 | Guanshan Bicycle Path | 1 | 0.1% |
| 571 | Water Running Up | 0 | |

d2_7: D2. What tourist spots have you visited on this trip?spot7

| Value | Label | Cases | Percentage |
|-------|--|-------|------------|
| 572 | Dulan Mountain | 0 | |
| 573 | 921 Earthquake Museum of Taiwan (Jiji) | 0 | |
| 574 | Teresa Teng Memorail Park (Yun Garden) | 0 | |
| 575 | Wufenpu Fashion Area | 20 | 1.1% |
| 576 | Miramar Ferris Wheel | 8 | 0.4% |
| 577 | Dalongdong Baoan Temple | 6 | 0.3% |
| 578 | Guanghua 3C Mall | 5 | 0.3% |
| 579 | Yuanwangkeng Park | 0 | |
| 580 | Waiao Ocean Recreational Area | 0 | |
| 581 | Shi Guanyin Temple | 0 | |
| 582 | Daxi Honeymoon Bay | 0 | |
| 583 | Jinshan Lion's Head Mountain | 0 | |
| 584 | Jinshan Zhongjiao Shazhu Bay | 0 | |
| 585 | Sanzhi Visitor Center and Gallery | 0 | |
| 586 | Sanzhi Qianshui Bay | 0 | |
| 587 | Sanzhi | 0 | |
| 588 | Jiji Green Tunnel | 0 | |
| 589 | Hualien Sugar Factory | 0 | |
| 590 | Gongguan | 0 | |
| 591 | Qishan | 1 | 0.1% |
| 592 | Meinong | 0 | |
| 593 | Jiaxian | 0 | |
| 594 | Shan-Ping Forest Ecological Garden | 0 | |
| 595 | Laingshan Recreation Area, Pingtung | 0 | |
| 596 | Goddess Temple (Magong, Penghu) | 0 | |
| 597 | Penghu Ocean-crossing Bridge | 1 | 0.1% |
| 598 | Tongliang Great Banyuan | 1 | 0.1% |
| 599 | Fongguei Cave | 1 | 0.1% |
| 600 | Matsu War and Peace Memorial Park | 0 | |
| 601 | Matsu Religions Park | 0 | |
| 602 | Beihai Recreation Area, Matsu | 0 | |
| 603 | Tsai Family Ancestral Shrine, Qionglin | 0 | |
| 604 | Tunnels in Qionglin Combat Village, Kinmen | 0 | |
| 605 | Huang Family Youtang Villa, Kinmen | 0 | |
| 606 | Deyue Tower Western-style Houses, Kinmen | 0 | |
| 607 | Confucius Temple | 14 | 0.8% |
| 608 | Nanjichang Night Market | 0 | |
| 609 | Ninxia Night Market | 0 | |
| 610 | Sinjhuang Night Market | 0 | |
| 611 | Banciao Nanya Night Market | 0 | |
| 612 | Jhonghe Singnan Night Market | 0 | |
| 613 | Other Night Markets in Keelung City | 0 | |
| 614 | Jhongli Sinmin Night Market | 0 | |
| 615 | Taoyuan Tourist Night Market | 0 | |
| 616 | Taichung Fongjia Night Market | 2 | 0.1% |

| # d2_7: D2. What tourist spots have you visited on this trip?spot7 | | | |
|---|--|-------|------------|
| Value | Label | Cases | Percentage |
| 617 | Taichung Jhonghua Night Market | 0 | |
| 618 | Lugang trandtional snacks | 0 | |
| 619 | Chiayi Wenhua Rd. Night Market | 0 | |
| 620 | Kaohsiung Sinsing Night Market | 0 | |
| 621 | Pingtung Minzu Rd. Night Market | 0 | |
| 622 | Yilan Luodong Night Market | 0 | |
| 623 | Hualien Nanbin Night Market | 0 | |
| 624 | Teresa Teng Memorail Park | 0 | |
| 625 | Tianlu Art Center | 0 | |
| 626 | Liugui Service Area | 0 | |
| Sysmiss | | 3669 | |
| Warning: these figures indicate the number of cases found in the data file. They cannot be interpreted as summary statistics of the population of interest. | | | |
| # d2_8: D2. What tourist spots have you visited on this trip?spot8 | | | |
| Information | [Type= discrete] [Format=numeric] [Range= 1-626] [Missing=*] | | |
| Statistics [NW/ W] | [Valid=1271 /-] [Invalid=4233 /-] | | |
| Value | Label | Cases | Percentage |
| 1 | Taipei City | 0 | |
| 2 | Chiang Kaishek Memorial Hall | 309 | 24.3% |
| 3 | National Palace Museum | 46 | 3.6% |
| 4 | Other Night Markets in Taipei City | 0 | |
| 5 | Long Shan Temple | 11 | 0.9% |
| 6 | Taipe Martyr's Shrine | 31 | 2.4% |
| 7 | Yangmingshan National Park | 8 | 0.6% |
| 8 | Dihua Street Night Market | 1 | 0.1% |
| 9 | Chinese Culture & Movie Center | 0 | |
| 10 | National Taiwan College of Performing Arts | 0 | |
| 11 | Tienmu | 4 | 0.3% |
| 12 | The Estern Distristic of Taipei | 18 | 1.4% |
| 13 | Sun Yatsen Memorail Hall | 8 | 0.6% |
| 14 | Mucha Maokong | 7 | 0.6% |
| 15 | Taipei Zoo | 5 | 0.4% |
| 16 | Jou Fen | 23 | 1.8% |
| 17 | Xiemending | 45 | 3.5% |
| 18 | Yehliu Ocean World | 0 | |
| 19 | Coastline park | 0 | |
| 20 | Taipei Botanical Garden | 1 | 0.1% |
| 21 | Hsing Tian Kong (Xingtian Temple) | 1 | 0.1% |
| 22 | Yangmingshuwu | 0 | |
| 23 | Taipei 101 | 73 | 5.7% |
| 24 | Taipei Fine Art Museum | 2 | 0.2% |
| 25 | National Museum of History | 1 | 0.1% |
| 26 | National Taiwan Science Education Center | 0 | |
| 27 | Taipei zoo | 0 | |
| 28 | Taipei Children's Recreation Center | 0 | |

d2_8: D2. What tourist spots have you visited on this trip?spot8

| Value | Label | Cases | Percentage |
|-------|--|-------|------------|
| 29 | Taipei Astronomical Museum | 0 | |
| 30 | Taipei Children's Museum of Transportation and Communication | 0 | |
| 31 | Chiang Kaishek's Shihlin Residence | 1 | 0.1% |
| 32 | National Museum of Marine Biology & Aquarium | 0 | |
| 33 | The Observatory of Shin Kong Life Tower | 0 | |
| 34 | Shilin Night Market | 0 | |
| 35 | Huaxi Street (Snake Alley) Night Market | 2 | 0.2% |
| 36 | Raohe Street Night Market | 2 | 0.2% |
| 37 | Office of the President Republic of China (Taiwan) | 10 | 0.8% |
| 38 | National Taiwan Arts Education Center | 0 | |
| 39 | 228 Peace Memorial Park | 0 | |
| 40 | Yuanshan | 1 | 0.1% |
| 41 | Taipei Matro Mall | 5 | 0.4% |
| 42 | Juming Museum | 0 | |
| 43 | Beitou | 19 | 1.5% |
| 44 | Qing Shui Zu shi temple | 0 | |
| 45 | Lin An Tai Historical House & Museum | 0 | |
| 46 | Shung Ye Museum of Formosan Aborigines | 1 | 0.1% |
| 47 | Taipei Main Station Shopping Area | 3 | 0.2% |
| 48 | Shung Ye Museum of Formosan Aborigines (Taipei) | 1 | 0.1% |
| 49 | Miniatures Museum of Taiwan (Taipei) | 2 | 0.2% |
| 50 | Jianguo Flower and Jade Market | 1 | 0.1% |
| 51 | Beitou Museum | 0 | |
| 52 | Matilda Resort | 0 | |
| 53 | Neptune Resort | 0 | |
| 54 | Yehliu | 26 | 2.0% |
| 55 | Shihmen (Stone) Arch | 0 | |
| 56 | Tiaoshih Coast / Jump-stone Coast | 0 | |
| 57 | Jinshan Hot-Spring Gym Pool | 0 | |
| 58 | New Jinshan Beach | 0 | |
| 59 | Green Bay Beach | 0 | |
| 60 | Guanyinshan | 0 | |
| 61 | Lailai Rock Fishing ?Area | 0 | |
| 62 | Shida Night Market | 1 | 0.1% |
| 63 | Pinglin Tea Museum | 0 | |
| 64 | Yingge Ceramics Museum | 3 | 0.2% |
| 65 | Wulai | 5 | 0.4% |
| 66 | Shihfen Waterfall | 2 | 0.2% |
| 67 | Butian Lake | 2 | 0.2% |
| 68 | Manyueyuan National Forest Recreation Area | 0 | |
| 69 | Neidong National Forest Recreation Area | 0 | |
| 70 | Formosa Fun Coast | 0 | |
| 71 | Lele Valley Springs | 0 | |
| 72 | Yun Hsien Resort | 0 | |
| 73 | Bitou Harbor Service Area | 0 | |

d2_8: D2. What tourist spots have you visited on this trip?spot8

| Value | Label | Cases | Percentage |
|-------|---|-------|------------|
| 74 | Longdongwan Coast Park | 0 | |
| 75 | Longdong South Ocean Park | 0 | |
| 76 | Fulong beach (includng Fulong Visitor Center) | 0 | |
| 77 | Longmen Camp Site | 0 | |
| 78 | Yanliao Beach Park | 0 | |
| 79 | Sandiaojiao Cape Lighthouse | 0 | |
| 80 | the Lin Family Mans | 0 | |
| 81 | Tamsui | 54 | 4.2% |
| 82 | Fort San Domingo | 1 | 0.1% |
| 83 | Linkou | 0 | |
| 84 | Shihcheng Service Are | 0 | |
| 85 | The North Coast Tourist Routes | 6 | 0.5% |
| 86 | The Lanyang Northern Cross Tourist Routes | 0 | |
| 87 | The Northeast Coast National Scenic Area | 0 | |
| 88 | Keelung City | 0 | |
| 89 | Dawulun Gun Emplacement | 0 | |
| 90 | The Northeast Coastal Scenic Area | 15 | 1.2% |
| 91 | Jhongjhrng Park | 2 | 0.2% |
| 92 | Valentine Lake Park | 0 | |
| 93 | East Canyon | 0 | |
| 94 | Sento Park | 0 | |
| 95 | Badou Zi Coastal Park | 0 | |
| 96 | Hepingdao Seashore Park | 0 | |
| 97 | Taoyuan County | 0 | |
| 98 | Shihmen Reservoir | 3 | 0.2% |
| 99 | Window on China Theme Park | 8 | 0.6% |
| 100 | Chung Cheng Aviation Museum | 0 | |
| 101 | Siaowulai Scenic Area | 0 | |
| 102 | Dongyanshan National Forest Recreation Area | 0 | |
| 103 | Lalashan Forest Reserve | 0 | |
| 104 | Wei Chuan Pushin Ranch | 0 | |
| 105 | Dragonball Bay | 0 | |
| 106 | Hsinchu City | 0 | |
| 107 | Leofoo Village Theme Park | 14 | 1.1% |
| 108 | Golden Bird Oceanic Park | 0 | |
| 109 | Little Ding-Dong Science Park | 0 | |
| 110 | Wanjui Forest Recreational Area | 0 | |
| 111 | Dasheng Amusement Park | 0 | |
| 112 | Qingquan Hot? Spring | 0 | |
| 113 | Ku Chi Peak | 0 | |
| 114 | Miaoli County | 0 | |
| 115 | Tri-Mountain National Scenic Area | 0 | |
| 116 | Lion's Head Mountain Scenic Area | 0 | |
| 117 | Kuanwu Cottage,? Shei-Pa National Park | 0 | |
| 118 | Mingde Reservoir | 0 | |

d2_8: D2. What tourist spots have you visited on this trip?spot8

| Value | Label | Cases | Percentage |
|-------|--|-------|------------|
| 119 | Qiding Beach Resort | 0 | |
| 120 | Tongxiao Beach Resort | 0 | |
| 121 | Shangri-La Amusement Park | 0 | |
| 122 | New China City Amusement World | 0 | |
| 123 | Sanyi Wood Sculpture Museum | 1 | 0.1% |
| 124 | West Lake Resortopia | 0 | |
| 125 | Evergreen Valley Forest Amusement | 0 | |
| 126 | Taoyuan, Hsinchu and Miaoli Tourist Routes | 0 | |
| 127 | Taichung City | 0 | |
| 128 | National Museum of Natural Science | 0 | |
| 129 | Encore Garden | 0 | |
| 130 | Dungshr Forest Farm | 0 | |
| 131 | Dasyueshan National Forest Recreation Area | 0 | |
| 132 | Taiwan Studio City | 0 | |
| 133 | Lishan Recreation Area | 0 | |
| 134 | Shei-pa National Park | 0 | |
| 136 | Wuling National Forest Recreation Area | 0 | |
| 137 | Fushoushan Farm | 0 | |
| 138 | Tiehchenshan Mountain Recreation Area | 0 | |
| 139 | Basianshan National Forest Recreation Area | 0 | |
| 140 | Dasyueshan National Forest Recreation Area | 0 | |
| 141 | Daan Beach | 0 | |
| 142 | The Ryukoku natural amusement park | 0 | |
| 143 | Yamay Resort | 0 | |
| 144 | Tungshan Amusement Park | 0 | |
| 145 | Nantou County | 0 | |
| 146 | Sitou Forest Recreation Area | 1 | 0.1% |
| 147 | Sun Link Sea Forest Recreation Area | 0 | |
| 148 | Formosan Aboriginal Culture Village | 2 | 0.2% |
| 149 | Atayal Village | 0 | |
| 150 | The Sunmoonlake Scenic Area | 26 | 2.0% |
| 151 | Cingjing Farm | 1 | 0.1% |
| 152 | Wushe Scenic Area | 0 | |
| 153 | Hehuanshan National Forest Recreation Area | 1 | 0.1% |
| 154 | Yushan National Park | 0 | |
| 155 | Tataka Recreation Area | 0 | |
| 156 | Sun Moon Lake Tourist Routes | 0 | |
| 157 | Panshan Battle Trenches | 0 | |
| 158 | Chung-Tai Buddhist Temple | 3 | 0.2% |
| 159 | Shoutian Temple | 3 | 0.2% |
| 160 | Cihu (Kinmen) | 0 | |
| 161 | Phoenix Valley Bird Park | 0 | |
| 162 | Taiwan Endemic Species Research Institute | 0 | |
| 163 | Dakuanshan Nature Reserve | 0 | |
| 164 | Dongpu Hot Spring | 0 | |

d2_8: D2. What tourist spots have you visited on this trip?spot8

| Value | Label | Cases | Percentage |
|-------|---|-------|------------|
| 165 | Aowanda National Forest Recreation Area | 0 | |
| 166 | Huisun Forest Recreation Area | 0 | |
| 167 | Laiji | 0 | |
| 168 | Hehuanshan National Forest Recreation Area | 0 | |
| 169 | Changhua County | 0 | |
| 170 | Lugang Folk Arts Museum | 0 | |
| 171 | Taiwan Folk Village | 0 | |
| 172 | Songboling Forest Park | 0 | |
| 173 | Hu Shan Yan | 0 | |
| 174 | The new Baiguoshan Amusement | 0 | |
| 175 | Chingshuiyan Scout Camp | 0 | |
| 176 | ?Tienchung Forest Park | 0 | |
| 177 | The Great Buddha Sculpture | 0 | |
| 178 | Longshan Temple, Lugang | 0 | |
| 179 | Confucius Temple, Chunghua | 0 | |
| 180 | Yunlin County | 0 | |
| 181 | Southwest Coast Tourism Routes | 0 | |
| 182 | Southwest Coast Scenic Area | 0 | |
| 183 | JanFuSun Fancyworld | 0 | |
| 184 | Tsaoling | 0 | |
| 185 | San Tiao Lun? Beach ?Park | 0 | |
| 186 | BeiGang ChaoTian Temple | 0 | |
| 187 | Chiayi County | 0 | |
| 188 | Lijia | 0 | |
| 189 | Alishan National Scenic Area | 21 | 1.7% |
| 190 | Shou Shan | 0 | |
| 191 | Alishan Tourism Routes | 0 | |
| 192 | Danayigu | 0 | |
| 193 | Fengshan Ecology Garden | 0 | |
| 194 | Guanyin Waterfall Scenic Area | 0 | |
| 195 | China Folk-Custom Village | 0 | |
| 196 | Big Chiayi Theme Park | 0 | |
| 197 | Chiayi Farm Ecological Resort | 1 | 0.1% |
| 198 | Ren-Yi Tan | 0 | |
| 199 | Lantan | 0 | |
| 200 | Tainan City | 0 | |
| 201 | Chihkan Tower | 3 | 0.2% |
| 202 | Old Fort of Anping (Fort Zeelandia) | 5 | 0.4% |
| 203 | Wu Shan Tou Reservoir | 0 | |
| 204 | Anping Port National Historical Scenic Area | 0 | |
| 205 | The Jianshan Pi Reservoir Scenic Area | 0 | |
| 206 | Zengwun Dam | 0 | |
| 207 | Coral Lake | 0 | |
| 208 | Guan Zih Ling | 0 | |
| 209 | Hutoubei Scenic Area | 0 | |

d2_8: D2. What tourist spots have you visited on this trip?spot8

| Value | Label | Cases | Percentage |
|-------|--|-------|------------|
| 210 | Tsou-Ma-Lai Farm | 0 | |
| 211 | Leopard King Safari Zoo | 0 | |
| 212 | Mashagou Seafront Beach ?Park | 0 | |
| 213 | Woozland | 0 | |
| 214 | Daitianfu Temple, Madou | 0 | |
| 215 | Daitianfu Temple, Nankunshen | 0 | |
| 216 | Koxinga Shrine | 7 | 0.6% |
| 217 | Eternal Fortress | 2 | 0.2% |
| 218 | Confucius Temple, Tainan | 2 | 0.2% |
| 219 | War God Temple | 0 | |
| 220 | Five Concubines Temple | 0 | |
| 221 | Great Empress of Heaven Temple | 0 | |
| 222 | Kaohsiung City | 0 | |
| 223 | Spring Autumn Pavilions in Zuoying | 4 | 0.3% |
| 224 | Chengching Lake | 17 | 1.3% |
| 225 | Foguangshan | 5 | 0.4% |
| 226 | Maolin Scenic Area (including Lovers' Valley and Duona Sprin | 2 | 0.2% |
| 227 | Kaohsiung-Pingtung the Foothills Tourism Routes (Including K | 0 | |
| 228 | Meishan Visitor Center | 0 | |
| 229 | Shoushan Zoo | 7 | 0.6% |
| 230 | Kaohsiung Historic Museum | 0 | |
| 231 | Cijin Seashore Park | 5 | 0.4% |
| 232 | Lotus Pond | 27 | 2.1% |
| 233 | National Science and Technology Museum | 0 | |
| 234 | Kaoshiung Museum of Fine Arts | 0 | |
| 235 | Kaohsiung Museum of History | 1 | 0.1% |
| 236 | Pingtung Farm | 0 | |
| 238 | Tengjhih National Forest Recreation Area | 0 | |
| 239 | Cijin Beach ?Park | 0 | |
| 240 | Blue Lagoon Water Park | 0 | |
| 241 | Grand World InternationalVillage | 0 | |
| 242 | Boalai, Bulao Hot Springs | 0 | |
| 243 | ?Former Sinwei Tree?Nursery | 0 | |
| 244 | Eighteen Arhats Mountain Area | 0 | |
| 245 | Bridge Recreation Area | 0 | |
| 246 | Bang Abdominal Creek Recreation Areas | 0 | |
| 247 | Pingtung County | 0 | |
| 248 | Kenting National Park | 7 | 0.6% |
| 249 | Jiaosi | 2 | 0.2% |
| 250 | Eluanbi Park | 1 | 0.1% |
| 251 | Maobitou Park | 0 | |
| 252 | Kenting National Forest Recreation Area | 0 | |
| 253 | Kenting Space Port | 0 | |
| 254 | Jialeshuei Scenic Area | 0 | |
| 255 | Sheding Nature Park | 0 | |

d2_8: D2. What tourist spots have you visited on this trip?spot8

| Value | Label | Cases | Percentage |
|-------|--|-------|------------|
| 256 | Nanwan Beach Recreation Area | 1 | 0.1% |
| 257 | Shiaowan Beach Recreation Area | 0 | |
| 258 | The Sisal Industry History Monument | 0 | |
| 259 | Longluan Lake Nature Center | 0 | |
| 260 | Shadao Shell Beach Exhibition Hall | 0 | |
| 261 | National Museum of Marine Biology & Aquarium | 0 | |
| 262 | Hengchun Peninsula Tourist Routes | 0 | |
| 263 | Dapeng Bay National Scenic Area | 0 | |
| 264 | Liuqiu (Shiaoliuqiu) | 0 | |
| 265 | Shiaoliuqiu Tourism Diving Boat | 0 | |
| 266 | Holiday Theme Park | 0 | |
| 267 | Jiliang Mountain Tourist Routes (Including Hualien, Yilan, T | 0 | |
| 268 | Taiwan Aboriginal Culture Park | 0 | |
| 269 | Shuangliou National Forest Recreation Area | 0 | |
| 270 | Kenting Beach | 0 | |
| 271 | Yilan County | 0 | |
| 272 | Tung Shan Science Area | 0 | |
| 273 | Dahu | 0 | |
| 274 | Wufengqi Scenic Area | 0 | |
| 275 | Meihua Lake | 0 | |
| 276 | Longtan Lake | 0 | |
| 277 | Taipingshan National Forest Recreation Area | 0 | |
| 278 | Cilan Forest Recreation Area | 0 | |
| 279 | Mingchih Forest Recreation Area | 0 | |
| 280 | Toucheng Beach | 0 | |
| 281 | Chilan Forest Playground | 0 | |
| 282 | Dali Visitor Center | 0 | |
| 283 | Beiguan Tidal Park | 0 | |
| 284 | Mt. Taiping | 0 | |
| 285 | Wuling Farm | 0 | |
| 286 | Wulaokeng Scenic Area | 0 | |
| 287 | Su-ao Cold Spring | 0 | |
| 288 | Hualine County | 0 | |
| 289 | Taroko, Tienhsiang | 30 | 2.4% |
| 290 | Oriental Hawaii | 0 | |
| 291 | Xiuguluan River Rafting Area | 1 | 0.1% |
| 292 | Shihtiping Recreation Area | 0 | |
| 293 | Jici Beach | 0 | |
| 294 | Hualien Ranger Station | 0 | |
| 295 | East Rift Valley National Scenic Area (including Hualien, Ta | 0 | |
| 296 | Liyu Lake Scenic Area | 2 | 0.2% |
| 297 | Chihnan National Forest Recreation Area | 0 | |
| 298 | Chao Feng Ranch & Resort | 0 | |
| 299 | Fuyuan National Forest Recreation Area | 0 | |
| 300 | Nan-an Visitor Center, Yushan National Park | 0 | |

d2_8: D2. What tourist spots have you visited on this trip?spot8

| Value | Label | Cases | Percentage |
|-------|--|-------|------------|
| 301 | Lingtien Mountain | 0 | |
| 302 | Shihti Harbor | 0 | |
| 303 | Pulowan Recreation Area | 0 | |
| 304 | Wenshan Springs | 0 | |
| 305 | Fugang Harbor | 0 | |
| 306 | The East Coast (Baxian Cave (Baxiandong), Shihtiping, Sansia | 2 | 0.2% |
| 307 | Ligi Mudstone Badlands Geopark in Eastern Taiwan | 0 | |
| 308 | Hualien & Taitung Tourist Routes (including Hualien, Taitun | 0 | |
| 309 | Taitung County | 0 | |
| 310 | Jhihben | 8 | 0.6% |
| 311 | Jialulan | 0 | |
| 312 | Shanyuan Beach | 0 | |
| 313 | Sansiantai (Terrace of the Three Immortals) | 3 | 0.2% |
| 314 | Basian Cave (Basiandong) | 2 | 0.2% |
| 315 | East Coast National Scenic Area Administration Headquarters | 0 | |
| 316 | Guanshan Water Park | 0 | |
| 317 | Chihshang Pastoral T.S.C. | 0 | |
| 318 | Chulu Pasturage | 0 | |
| 319 | East Coast National Scenic Area (including Hualien, Tautung) | 0 | |
| 320 | Taitung Veterans Farm | 0 | |
| 321 | Jhihben National Forest Recreation Area | 0 | |
| 322 | Lyudao (Green Island) | 0 | |
| 323 | Lanyu (Orchid Island) | 0 | |
| 324 | Penghu County | 0 | |
| 325 | Penghu National Scenic Area | 0 | |
| 326 | Penghu Visitor Center | 0 | |
| 327 | South Sea Visitor Center | 0 | |
| 328 | North Sea Visitor Center | 0 | |
| 329 | Penghu Aquarium | 0 | |
| 330 | Lintou Park | 0 | |
| 331 | Siyu Western Fort | 1 | 0.1% |
| 332 | Jibei Island | 0 | |
| 333 | Center for the Promotion of the Tourism Industry | 0 | |
| 334 | Kinmen County | 0 | |
| 335 | Kinmen National Park | 2 | 0.2% |
| 336 | Sun Yat-sen Memorial Forest | 0 | |
| 337 | Jhaishan | 0 | |
| 338 | Nature Center | 0 | |
| 339 | Guniungtou War Museum | 0 | |
| 340 | Kinmen Folk Culture Village | 0 | |
| 341 | Juguang Tower | 0 | |
| 342 | Xibian Beach | 0 | |
| 343 | Lienchiang County | 0 | |
| 344 | Offshore Islands Tourism Routes (Including: Kinmen, Matsu, P | 0 | |
| 345 | Round Island Railway Tourism Routes | 0 | |

d2_8: D2. What tourist spots have you visited on this trip?spot8

| Value | Label | Cases | Percentage |
|-------|--|-------|------------|
| 346 | National Floriculture Park | 0 | |
| 347 | Temples | 0 | |
| 348 | Taipei County | 0 | |
| 349 | Other Night Markets in Taipei County | 0 | |
| 350 | Keelung Miaokow Night Market | 0 | |
| 351 | Other Night Markets in Taoyuan County | 0 | |
| 352 | Other Night Markets in Hsinchu City | 0 | |
| 353 | Hsinchu County | 0 | |
| 354 | Other Night Markets in Hsinchu County | 0 | |
| 355 | Other Night Markets in Miaoli County | 0 | |
| 356 | Other Night Markets in Taichung City | 1 | 0.1% |
| 357 | Taichung County | 0 | |
| 358 | Other Night Markets in Taichung County | 0 | |
| 359 | Other Night Markets in Changhua County | 0 | |
| 360 | Other Night Markets in Yunlin County | 0 | |
| 361 | Other Night Markets in Chiayi County | 0 | |
| 362 | Other Night Markets in Tainan City | 0 | |
| 363 | Tainan County | 0 | |
| 364 | Other Night Markets in Tainan County | 0 | |
| 365 | Kaohsiung County | 0 | |
| 366 | Other Night Markets in Kaohsiung County | 0 | |
| 367 | Other Night Markets in Kaohsiung City | 0 | |
| 368 | Other Night Markets in Pingtung County | 0 | |
| 369 | Other Night Markets in Taitung County | 0 | |
| 370 | Other Night Markets in Hualien County | 0 | |
| 371 | Other Night Markets in Yilan County | 0 | |
| 372 | Other Night Markets in Kinmen County | 0 | |
| 373 | Other Night Markets in Nantou County | 0 | |
| 374 | Other Night Markets in Penghu County | 0 | |
| 375 | Other Night Markets in Lienchiang County | 0 | |
| 378 | Chiayi City | 0 | |
| 379 | Other Night Markets in Chiayi City | 0 | |
| 380 | Amis Cultural Village | 0 | |
| 381 | Gongguan Night Market | 1 | 0.1% |
| 382 | Shihciouling Gun Emplacement | 0 | |
| 383 | Bisha Fishery Harbor | 0 | |
| 384 | Jinguashi | 2 | 0.2% |
| 385 | Nanya Erosion Rocks Area (including Beaches and Mountain Tra | 0 | |
| 386 | Bitou Cape Park (Including Bitou Cape Trail) | 0 | |
| 387 | Jinshawan Beach Park | 0 | |
| 388 | Aodi Fishery Harbor | 0 | |
| 389 | Mao'ao Fishery Village | 1 | 0.1% |
| 390 | Caoling Historic Trail | 0 | |
| 391 | Pinlin | 0 | |
| 392 | Sanxia | 0 | |

d2_8: D2. What tourist spots have you visited on this trip?spot8

| Value | Label | Cases | Percentage |
|-------|--|-------|------------|
| 393 | Yingge | 4 | 0.3% |
| 394 | Jinshan | 3 | 0.2% |
| 395 | Temple of Eighteen Deities | 0 | |
| 396 | Fugui Cape | 0 | |
| 397 | Baisha Bay | 0 | |
| 398 | Tamsui Old Street | 6 | 0.5% |
| 399 | Tamshui Fishman's Wharf | 6 | 0.5% |
| 400 | Taipei County Shinsanhang Museum of Archaeology | 1 | 0.1% |
| 401 | Baling | 0 | |
| 402 | Dashi | 1 | 0.1% |
| 403 | Cihu | 1 | 0.1% |
| 404 | Neiwan | 0 | |
| 405 | Beipu | 0 | |
| 406 | Taian hot Springs | 1 | 0.1% |
| 407 | Hwataoyao | 0 | |
| 408 | Zhuolan | 0 | |
| 409 | Sihyuan Yakou | 0 | |
| 410 | Huanshan | 0 | |
| 411 | Jiayang | 0 | |
| 412 | Deji | 0 | |
| 413 | Dayuling | 0 | |
| 414 | Lushan Hot Springs | 0 | |
| 415 | Puli | 0 | |
| 416 | Guguan | 0 | |
| 417 | Songhe Tribe | 0 | |
| 418 | Qub-Shou-Yao, Puli | 0 | |
| 419 | Minghu Reservoir | 0 | |
| 420 | Mingtian Reservoir | 0 | |
| 421 | Checheng Train Station | 0 | |
| 422 | DengyingAcademy | 0 | |
| 423 | National Taiwan Craft Research and Development Institute | 0 | |
| 424 | Puli Distillery | 1 | 0.1% |
| 425 | Guangxing Paper Factory | 0 | |
| 426 | Sing Ling Temple | 0 | |
| 427 | Hua-Ji-Man-Mo Monument | 0 | |
| 428 | Endemic Species Research Institute | 0 | |
| 429 | Mingcin Academy | 0 | |
| 430 | Jiji | 0 | |
| 431 | Tenshing Kiln Ceramics Cultural Park | 0 | |
| 432 | Dongshih Fishery Harbor | 1 | 0.1% |
| 433 | Luermen Tianhou Temple | 0 | |
| 434 | Sicao Dazhong Temple and Gun Emplacement | 0 | |
| 435 | Xishu Golden Beach | 0 | |
| 436 | Tainan Siaobei Night Market | 0 | |
| 437 | Chukou | 0 | |

d2_8: D2. What tourist spots have you visited on this trip?spot8

| Value | Label | Cases | Percentage |
|-------|--|-------|------------|
| 438 | Shanme | 0 | |
| 439 | Shizhuo | 0 | |
| 440 | Dabang | 0 | |
| 441 | Tefuye | 0 | |
| 442 | Fenqihu | 0 | |
| 443 | Ruili | 0 | |
| 444 | Sandimen | 0 | |
| 445 | Saijia Amusement Park | 0 | |
| 446 | Gaushu | 0 | |
| 447 | Ligang | 0 | |
| 448 | Yanban (Slate) Lane, Wutai Township | 0 | |
| 449 | Duona Village's Stone Slab Houses | 0 | |
| 450 | Sichongxi | 0 | |
| 451 | Qing-Zhou Beach Recreation Areas | 0 | |
| 452 | Pei Kuan Resort | 0 | |
| 453 | Dali Tiangong Temple | 0 | |
| 454 | Toucheng Recreation Farm | 0 | |
| 455 | Wushih Harbor | 0 | |
| 456 | Guishan Island (Turtle Island) | 0 | |
| 457 | National DongHua University | 0 | |
| 458 | Yi Yuan Resort | 0 | |
| 459 | Promisedland Resort & Lagoon | 0 | |
| 460 | Fenglin Recreation Areas | 0 | |
| 461 | Mataian Wetland Ecological Park | 0 | |
| 462 | Ruisui Hongye Springs | 0 | |
| 463 | Wuhe Tourist Tea Plantation & Saoba Stone Pillars | 0 | |
| 464 | Antong Hot Springs, Yuli | 0 | |
| 465 | Liushidan Mountain | 0 | |
| 466 | Loushan Waterfall | 1 | 0.1% |
| 467 | Dashi Fishery Harbor | 0 | |
| 468 | Qixing Lake (Qixingtang) | 0 | |
| 469 | Hualien Farglory Ocean Park | 1 | 0.1% |
| 470 | Dapo Pond & Chishang Pastoral Resort | 0 | |
| 471 | Luyeh High Terrace Tourism Tea Plantation | 0 | |
| 472 | Taitung Hungyeh (Red Leaves) Hot Spring Riverside Park | 0 | |
| 473 | Chengkong Harbor | 2 | 0.2% |
| 474 | Beinan Cultural Park | 0 | |
| 475 | National Museum of Prehistory | 0 | |
| 476 | Taimali | 1 | 0.1% |
| 477 | Penghu Mazu Temple (Magung) | 0 | |
| 478 | Wang'an Island | 0 | |
| 479 | Qimei Island | 0 | |
| 480 | Hujing Island | 0 | |
| 481 | Tongpan Island | 0 | |
| 482 | Shuangli Wetlands Nature Center | 0 | |

d2_8: D2. What tourist spots have you visited on this trip?spot8

| Value | Label | Cases | Percentage |
|-------|---|-------|------------|
| 483 | Sanhou Folk Culture Village | 0 | |
| 484 | Tai Lake | 1 | 0.1% |
| 485 | Gugang Lake | 0 | |
| 486 | Shuangli Lake | 0 | |
| 487 | Lingshui Lake | 0 | |
| 488 | Qiu Liang-Gung's Mother Chastity Arch | 0 | |
| 489 | Wentai Pagoda | 0 | |
| 490 | Sihwei Tunnel | 0 | |
| 491 | Jhaishan Tunnel | 0 | |
| 492 | Qionglin | 0 | |
| 493 | August 23rd Bombardment Memorial Hall | 0 | |
| 494 | Mashan Broadcasting and Observation Station | 0 | |
| 495 | Beishan Old Western-style House | 0 | |
| 496 | Taiwu Mountain | 0 | |
| 497 | Beishan Traditional Residency | 0 | |
| 498 | Kinmen Kaoliang Liquor Inc. | 0 | |
| 499 | Wujiang River Estuary | 0 | |
| 500 | Shuitou | 0 | |
| 501 | Guniungtou cliff | 0 | |
| 502 | Qinbi Village, Beigan | 0 | |
| 503 | Bishan Sightseeing Platform | 0 | |
| 504 | Banli-to-Wusha Recreation Area | 0 | |
| 505 | Daqiu Island | 0 | |
| 506 | Beihai Tunnel | 0 | |
| 507 | Tiebao | 0 | |
| 508 | Matsu Liquor Factory (Tunnel 88) | 0 | |
| 509 | Niujiao Village | 0 | |
| 510 | Yanxiu Tidal Echo (Matsu) | 0 | |
| 511 | A Thread of Sky (Matsu) | 0 | |
| 512 | Andong Tunnel | 0 | |
| 513 | Chaste Maiden Cave | 0 | |
| 514 | Dongyong Lighthouse | 0 | |
| 515 | Dapu Monument | 0 | |
| 516 | Dongquan Lighthouse | 0 | |
| 517 | Caipu bay | 0 | |
| 518 | Kunqiu Beach | 0 | |
| 519 | Beigan | 0 | |
| 520 | Nangan | 0 | |
| 521 | Dongyin | 0 | |
| 522 | Jyuguang | 0 | |
| 523 | Jingmei Night Market | 0 | |
| 524 | Linjiang St. Night Market | 1 | 0.1% |
| 525 | Dahu Park | 0 | |
| 526 | The Beitou Hot Springs Museum | 0 | |
| 527 | Xinyi Shopping Distric | 8 | 0.6% |

d2_8: D2. What tourist spots have you visited on this trip?spot8

| Value | Label | Cases | Percentage |
|-------|--|-------|------------|
| 528 | Haujiang Waterfowl Nature Park | 0 | |
| 529 | Dajia Riverside Park | 0 | |
| 530 | SPOT-Taipei Film House | 0 | |
| 531 | The Redhouse Theater | 1 | 0.1% |
| 532 | Museum of Contemporary Art, Taipei | 0 | |
| 533 | Postal Museum | 0 | |
| 534 | Taiwan Handcraft Promotion Center | 0 | |
| 535 | Shenkeng Old Street | 5 | 0.4% |
| 536 | Pingxi | 1 | 0.1% |
| 537 | Museum of World Religions | 0 | |
| 538 | Yonghe Lehua Night Market | 0 | |
| 539 | Blue Highway Tourism Routes | 0 | |
| 540 | Ershawan Gun Emplacement | 0 | |
| 541 | Keelung Port | 1 | 0.1% |
| 542 | Nuannuan | 0 | |
| 543 | Zhongli | 0 | |
| 544 | Hsinchu Science Park | 0 | |
| 545 | Nanliao Fishery Harbor | 0 | |
| 546 | Hsinchu Chenghuang Temple Night Market | 0 | |
| 547 | Daba Peak | 0 | |
| 548 | Neiwan Railroad | 0 | |
| 549 | Guanwu National Forest Recreation Area | 0 | |
| 550 | Baguashan | 0 | |
| 551 | Lugang Mazu Temple | 0 | |
| 552 | Rueili-Taihe Scenic Area | 0 | |
| 553 | Qigu Birdseeing | 0 | |
| 554 | Dragon and Tiger Pagodas | 11 | 0.9% |
| 555 | Chijin Mazu Temple, Kaohsiung | 3 | 0.2% |
| 556 | Confucius Temple (Kaohsiung) | 3 | 0.2% |
| 557 | Xizi Bay | 4 | 0.3% |
| 558 | Kaohsiung Liuhe Night Market | 2 | 0.2% |
| 559 | Urban Spotlight | 0 | |
| 560 | Kaohsiung Port | 1 | 0.1% |
| 561 | Love River | 18 | 1.4% |
| 562 | Kaohsiung 85 Building | 3 | 0.2% |
| 563 | Zhungxing Tower | 0 | |
| 564 | Fushan Botanical Garden | 0 | |
| 565 | Toufen | 0 | |
| 566 | Nanfangao | 0 | |
| 567 | Hualien Harbor | 0 | |
| 568 | Hualien Seaside Park | 0 | |
| 569 | Whale and Dolphine Viewing Tour along East Coast | 0 | |
| 570 | Guanshan Bicycle Path | 0 | |
| 571 | Water Running Up | 0 | |
| 572 | Dulan Mountain | 0 | |

d2_8: D2. What tourist spots have you visited on this trip?spot8

| Value | Label | Cases | Percentage |
|-------|--|-------|------------|
| 573 | 921 Earthquake Museum of Taiwan (Jiji) | 0 | |
| 574 | Teresa Teng Memorail Park (Yun Garden) | 0 | |
| 575 | Wufenpu Fashion Area | 11 | 0.9% |
| 576 | Miramar Ferris Wheel | 8 | 0.6% |
| 577 | Dalongdong Baoan Temple | 3 | 0.2% |
| 578 | Guanghua 3C Mall | 3 | 0.2% |
| 579 | Yuanwangkeng Park | 0 | |
| 580 | Waiao Ocean Recreational Area | 0 | |
| 581 | Shi Guanyin Temple | 0 | |
| 582 | Daxi Honeymoon Bay | 0 | |
| 583 | Jinshan Lion's Head Mountain | 0 | |
| 584 | Jinshan Zhongjiao Shazhu Bay | 0 | |
| 585 | Sanzhi Visitor Center and Gallery | 0 | |
| 586 | Sanzhi Qianshui Bay | 0 | |
| 587 | Sanzhi | 0 | |
| 588 | Jiji Green Tunnel | 0 | |
| 589 | Hualien Sugar Factory | 0 | |
| 590 | Gongguan | 0 | |
| 591 | Qishan | 0 | |
| 592 | Meinong | 1 | 0.1% |
| 593 | Jiaxian | 0 | |
| 594 | Shan-Ping Forest Ecological Garden | 0 | |
| 595 | Laingshan Recreation Area, Pingtung | 0 | |
| 596 | Goddess Temple (Magong, Penghu) | 0 | |
| 597 | Penghu Ocean-crossing Bridge | 0 | |
| 598 | Tongliang Great Banyuan | 0 | |
| 599 | Fongguei Cave | 3 | 0.2% |
| 600 | Matsu War and Peace Memorial Park | 0 | |
| 601 | Matsu Religions Park | 0 | |
| 602 | Beihai Recreation Area, Matsu | 0 | |
| 603 | Tsai Family Ancestral Shrine, Qionglin | 0 | |
| 604 | Tunnels in Qionglin Combat Village, Kinmen | 0 | |
| 605 | Huang Family Yutang Villa, Kinmen | 0 | |
| 606 | Deyue Tower Western-style Houses, Kinmen | 0 | |
| 607 | Confucius Temple | 151 | 11.9% |
| 608 | Nanjichang Night Market | 0 | |
| 609 | Ninxia Night Market | 0 | |
| 610 | Sinjhuang Night Market | 0 | |
| 611 | Banciao Nanya Night Market | 0 | |
| 612 | Jhonghe Singnan Night Market | 0 | |
| 613 | Other Night Markets in Keelung City | 0 | |
| 614 | Jhongli Sinmin Night Market | 0 | |
| 615 | Taoyuan Tourist Night Market | 0 | |
| 616 | Taichung Fongjia Night Market | 0 | |
| 617 | Taichung Jhonghua Night Market | 0 | |

d2_8: D2. What tourist spots have you visited on this trip?spot8

| Value | Label | Cases | Percentage |
|---------|---------------------------------|-------|------------|
| 618 | Lugang tranditional snacks | 0 | |
| 619 | Chiayi Wenhua Rd. Night Market | 0 | |
| 620 | Kaohsiung Sinsing Night Market | 0 | |
| 621 | Pingtung Minzu Rd. Night Market | 0 | |
| 622 | Yilan Luodong Night Market | 0 | |
| 623 | Hualien Nanbin Night Market | 0 | |
| 624 | Teresa Teng Memorail Park | 0 | |
| 625 | Tianlu Art Center | 0 | |
| 626 | Liugui Service Area | 0 | |
| Sysmiss | | 4233 | |

Warning: these figures indicate the number of cases found in the data file. They cannot be interpreted as summary statistics of the population of interest.

d2_9: D2. What tourist spots have you visited on this trip?spot9

| | |
|--------------------|--|
| Information | [Type= discrete] [Format=numeric] [Range= 1-626] [Missing=*] |
| Statistics [NW/ W] | [Valid=896 /-] [Invalid=4608 /-] |

| Value | Label | Cases | Percentage |
|-------|--|-------|------------|
| 1 | Taipei City | 0 | |
| 2 | Chiang Kaishek Memorial Hall | 13 | 1.5% |
| 3 | National Palace Museum | 18 | 2.0% |
| 4 | Other Night Markets in Taipei City | 0 | |
| 5 | Long Shan Temple | 8 | 0.9% |
| 6 | Taipe Martyr's Shrine | 37 | 4.1% |
| 7 | Yangmingshan National Park | 6 | 0.7% |
| 8 | Dihua Street Night Market | 0 | |
| 9 | Chinese Culture & Movie Center | 0 | |
| 10 | National Taiwan College of Performing Arts | 0 | |
| 11 | Tienmu | 2 | 0.2% |
| 12 | The Estern Distristic of Taipei | 16 | 1.8% |
| 13 | Sun Yatsen Memorail Hall | 6 | 0.7% |
| 14 | Mucha Maokong | 3 | 0.3% |
| 15 | Taipei Zoo | 1 | 0.1% |
| 16 | Jou Fen | 18 | 2.0% |
| 17 | Xiemending | 306 | 34.2% |
| 18 | Yehliu Ocean World | 0 | |
| 19 | Coastline park | 0 | |
| 20 | Taipei Botanical Garden | 0 | |
| 21 | Hsing Tian Kong (Xingtian Temple) | 5 | 0.6% |
| 22 | Yangmingshuwu | 0 | |
| 23 | Taipei 101 | 33 | 3.7% |
| 24 | Taipei Fine Art Museum | 3 | 0.3% |
| 25 | National Museum of History | 1 | 0.1% |
| 26 | National Taiwan Science Education Center | 0 | |
| 27 | Taipei zoo | 0 | |
| 28 | Taipei Children's Recreation Center | 0 | |
| 29 | Taipei Astronomical Museum | 0 | |

d2_9: D2. What tourist spots have you visited on this trip?spot9

| Value | Label | Cases | Percentage |
|-------|--|-------|------------|
| 30 | Taipei Children's Museum of Transportation and Communication | 0 | |
| 31 | Chiang Kaishek's Shihlin Residence | 1 | 0.1% |
| 32 | National Museum of Marine Biology & Aquarium | 0 | |
| 33 | The Observatory of Shin Kong Life Tower | 0 | |
| 34 | Shilin Night Market | 0 | |
| 35 | Huaxi Street (Snake Alley) Night Market | 1 | 0.1% |
| 36 | Raohe Street Night Market | 0 | |
| 37 | Office of the President Republic of China (Taiwan) | 6 | 0.7% |
| 38 | National Taiwan Arts Education Center | 0 | |
| 39 | 228 Peace Memorial Park | 1 | 0.1% |
| 40 | Yuanshan | 2 | 0.2% |
| 41 | Taipei Matro Mall | 3 | 0.3% |
| 42 | Juming Museum | 1 | 0.1% |
| 43 | Beitou | 7 | 0.8% |
| 44 | Qing Shui Zu shi temple | 0 | |
| 45 | Lin An Tai Historical House & Museum | 0 | |
| 46 | Shung Ye Museum of Formosan Aborigines | 0 | |
| 47 | Taipei Main Station Shopping Area | 8 | 0.9% |
| 48 | Shung Ye Museum of Formosan Aborigines (Taipei) | 0 | |
| 49 | Miniatures Museum of Taiwan (Taipei) | 0 | |
| 50 | Jianguo Flower and Jade Market | 0 | |
| 51 | Beitou Museum | 0 | |
| 52 | Matilda Resort | 0 | |
| 53 | Neptune Resort | 0 | |
| 54 | Yehliu | 1 | 0.1% |
| 55 | Shihmen (Stone) Arch | 0 | |
| 56 | Tiaoshih Coast / Jump-stone Coast | 0 | |
| 57 | Jinshan Hot-Spring Gym Pool | 0 | |
| 58 | New Jinshan Beach | 0 | |
| 59 | Green Bay Beach | 1 | 0.1% |
| 60 | Guanyinshan | 0 | |
| 61 | Lailai Rock Fishing ?Area | 0 | |
| 62 | Shida Night Market | 0 | |
| 63 | Pinglin Tea Museum | 0 | |
| 64 | Yingge Ceramics Museum | 0 | |
| 65 | Wulai | 5 | 0.6% |
| 66 | Shihfen Waterfall | 0 | |
| 67 | Butian Lake | 4 | 0.4% |
| 68 | Manyueyuan National Forest Recreation Area | 0 | |
| 69 | Neidong National Forest Recreation Area | 0 | |
| 70 | Formosa Fun Coast | 0 | |
| 71 | Lele Valley Springs | 0 | |
| 72 | Yun Hsien Resort | 1 | 0.1% |
| 73 | Bitou Harbor Service Area | 0 | |
| 74 | Longdongwan Coast Park | 0 | |

d2_9: D2. What tourist spots have you visited on this trip?spot9

| Value | Label | Cases | Percentage |
|-------|--|-------|------------|
| 75 | Longdong South Ocean Park | 0 | |
| 76 | Fulong beach (including Fulong Visitor Center) | 0 | |
| 77 | Longmen Camp Site | 0 | |
| 78 | Yanliao Beach Park | 0 | |
| 79 | Sandiaoiao Cape Lighthouse | 0 | |
| 80 | the Lin Family Mans | 0 | |
| 81 | Tamsui | 28 | 3.1% |
| 82 | Fort San Domingo | 0 | |
| 83 | Linkou | 0 | |
| 84 | Shihcheng Service Are | 0 | |
| 85 | The North Coast Tourist Routes | 5 | 0.6% |
| 86 | The Lanyang Northern Cross Tourist Routes | 0 | |
| 87 | The Northeast Coast National Scenic Area | 0 | |
| 88 | Keelung City | 0 | |
| 89 | Dawulun Gun Emplacement | 0 | |
| 90 | The Northeast Coastal Scenic Area | 9 | 1.0% |
| 91 | Jhongjhrng Park | 6 | 0.7% |
| 92 | Valentine Lake Park | 0 | |
| 93 | East Canyon | 0 | |
| 94 | Sento Park | 0 | |
| 95 | Badou Zi Coastal Park | 0 | |
| 96 | Hepingdao Seashore Park | 0 | |
| 97 | Taoyuan County | 0 | |
| 98 | Shihmen Reservoir | 1 | 0.1% |
| 99 | Window on China Theme Park | 3 | 0.3% |
| 100 | Chung Cheng Aviation Museum | 0 | |
| 101 | Siaowulai Scenic Area | 0 | |
| 102 | Dongyanshan National Forest Recreation Area | 0 | |
| 103 | Lalashan Forest Reserve | 0 | |
| 104 | Wei Chuan Pushin Ranch | 0 | |
| 105 | Dragonball Bay | 0 | |
| 106 | Hsinchu City | 0 | |
| 107 | Leofoo Village Theme Park | 2 | 0.2% |
| 108 | Golden Bird Oceanic Park | 0 | |
| 109 | Little Ding-Dong Science Park | 0 | |
| 110 | Wanjui Forest Recreational Area | 0 | |
| 111 | Dasheng Amusement Park | 0 | |
| 112 | Qingquan Hot? Spring | 0 | |
| 113 | Ku Chi Peak | 0 | |
| 114 | Miaoli County | 0 | |
| 115 | Tri-Mountain National Scenic Area | 0 | |
| 116 | Lion's Head Mountain Scenic Area | 0 | |
| 117 | Kuanwu Cottage,? Shei-Pa National Park | 0 | |
| 118 | Mingde Reservoir | 0 | |
| 119 | Qiding Beach Resort | 0 | |

d2_9: D2. What tourist spots have you visited on this trip?spot9

| Value | Label | Cases | Percentage |
|-------|--|-------|------------|
| 120 | Tongxiao Beach Resort | 0 | |
| 121 | Shangri-La Amusement Park | 0 | |
| 122 | New China City Amusement World | 0 | |
| 123 | Sanyi Wood Sculpture Museum | 1 | 0.1% |
| 124 | West Lake Resortopia | 0 | |
| 125 | Evergreen Valley Forest Amusement | 0 | |
| 126 | Taoyuan, Hsinchu and Miaoli Tourist Routes | 0 | |
| 127 | Taichung City | 0 | |
| 128 | National Museum of Natural Science | 1 | 0.1% |
| 129 | Encore Garden | 0 | |
| 130 | Dungshr Forest Farm | 0 | |
| 131 | Dasyueshan National Forest Recreation Area | 0 | |
| 132 | Taiwan Studio City | 0 | |
| 133 | Lishan Recreation Area | 0 | |
| 134 | Shei-pa National Park | 0 | |
| 136 | Wuling National Forest Recreation Area | 0 | |
| 137 | Fushoushan Farm | 0 | |
| 138 | Tiehchenshan Mountain Recreation Area | 0 | |
| 139 | Basianshan National Forest Recreation Area | 0 | |
| 140 | Dasyueshan National Forest Recreation Area | 0 | |
| 141 | Daan Beach | 0 | |
| 142 | The Ryukoku natural amusement park | 0 | |
| 143 | Yamay Resort | 1 | 0.1% |
| 144 | Tungshan Amusement Park | 0 | |
| 145 | Nantou County | 0 | |
| 146 | Sitou Forest Recreation Area | 0 | |
| 147 | Sun Link Sea Forest Recreation Area | 0 | |
| 148 | Formosan Aboriginal Culture Village | 1 | 0.1% |
| 149 | Atayal Village | 0 | |
| 150 | The Sunmoonlake Scenic Area | 23 | 2.6% |
| 151 | Cingjing Farm | 0 | |
| 152 | Wushe Scenic Area | 0 | |
| 153 | Hehuanshan National Forest Recreation Area | 0 | |
| 154 | Yushan National Park | 1 | 0.1% |
| 155 | Tataka Recreation Area | 0 | |
| 156 | Sun Moon Lake Tourist Routes | 0 | |
| 157 | Panshan Battle Trenches | 0 | |
| 158 | Chung-Tai Buddhist Temple | 0 | |
| 159 | Shoutian Temple | 0 | |
| 160 | Cihu (Kinmen) | 0 | |
| 161 | Phoenix Valley Bird Park | 0 | |
| 162 | Taiwan Endemic Species Research Institute | 0 | |
| 163 | Dakuanshan Nature Reserve | 0 | |
| 164 | Dongpu Hot Spring | 0 | |
| 165 | Aowanda National Forest Recreation Area | 0 | |

d2_9: D2. What tourist spots have you visited on this trip?spot9

| Value | Label | Cases | Percentage |
|-------|---|-------|------------|
| 166 | Huisun Forest Recreation Area | 0 | |
| 167 | Laiji | 0 | |
| 168 | Hehuanshan National Forest Recreation Area | 0 | |
| 169 | Changhua County | 0 | |
| 170 | Lugang Folk Arts Museum | 1 | 0.1% |
| 171 | Taiwan Folk Village | 0 | |
| 172 | Songboling Forest Park | 0 | |
| 173 | Hu Shan Yan | 0 | |
| 174 | The new Baiguoshan Amusement | 0 | |
| 175 | Chingshuiyan Scout Camp | 0 | |
| 176 | ?Tienchung Forest Park | 0 | |
| 177 | The Great Buddha Sculpture | 0 | |
| 178 | Longshan Temple, Lugang | 0 | |
| 179 | Confucius Temple, Chunghua | 0 | |
| 180 | Yunlin County | 0 | |
| 181 | Southwest Coast Tourism Routes | 0 | |
| 182 | Southwest Coast Scenic Area | 0 | |
| 183 | JanFuSun Fancyworld | 0 | |
| 184 | Tsaoling | 0 | |
| 185 | San Tiao Lun? Beach ?Park | 0 | |
| 186 | BeiGang ChaoTian Temple | 0 | |
| 187 | Chiayi County | 0 | |
| 188 | Lijia | 0 | |
| 189 | Alishan National Scenic Area | 5 | 0.6% |
| 190 | Shou Shan | 0 | |
| 191 | Alishan Tourism Routes | 0 | |
| 192 | Danayigu | 0 | |
| 193 | Fengshan Ecology Garden | 0 | |
| 194 | Guanyin Waterfall Scenic Area | 0 | |
| 195 | China Folk-Custom Village | 0 | |
| 196 | Big Chiayi Theme Park | 0 | |
| 197 | Chiayi Farm Ecological Resort | 0 | |
| 198 | Ren-Yi Tan | 0 | |
| 199 | Lantan | 0 | |
| 200 | Tainan City | 0 | |
| 201 | Chihkan Tower | 6 | 0.7% |
| 202 | Old Fort of Anping (Fort Zeelandia) | 7 | 0.8% |
| 203 | Wu Shan Tou Reservoir | 0 | |
| 204 | Anping Port National Historical Scenic Area | 0 | |
| 205 | The Jianshan Pi Reservoir Scenic Area | 0 | |
| 206 | Zengwun Dam | 0 | |
| 207 | Coral Lake | 0 | |
| 208 | Guan Zih Ling | 0 | |
| 209 | Hutoubei Scenic Area | 0 | |
| 210 | Tsou-Ma-Lai Farm | 0 | |

d2_9: D2. What tourist spots have you visited on this trip?spot9

| Value | Label | Cases | Percentage |
|-------|--|-------|------------|
| 211 | Leopard King Safari Zoo | 0 | |
| 212 | Mashagou Seafront Beach ?Park | 0 | |
| 213 | Woozland | 0 | |
| 214 | Daitianfu Temple, Madou | 0 | |
| 215 | Daitianfu Temple, Nankunshen | 0 | |
| 216 | Koxinga Shrine | 2 | 0.2% |
| 217 | Eternal Fortress | 1 | 0.1% |
| 218 | Confucius Temple, Tainan | 4 | 0.4% |
| 219 | War God Temple | 0 | |
| 220 | Five Concubines Temple | 0 | |
| 221 | Great Empress of Heaven Temple | 0 | |
| 222 | Kaohsiung City | 0 | |
| 223 | Spring Autumn Pavilions in Zuoying | 1 | 0.1% |
| 224 | Chengching Lake | 3 | 0.3% |
| 225 | Foguangshan | 2 | 0.2% |
| 226 | Maolin Scenic Area (including Lovers' Valley and Duona Sprin | 0 | |
| 227 | Kaohsiung-Pingtung the Foothills Tourism Routes (Including K | 0 | |
| 228 | Meishan Visitor Center | 0 | |
| 229 | Shoushan Zoo | 5 | 0.6% |
| 230 | Kaohsiung Historic Museum | 1 | 0.1% |
| 231 | Cijin Seashore Park | 2 | 0.2% |
| 232 | Lotus Pond | 16 | 1.8% |
| 233 | National Science and Technology Museum | 0 | |
| 234 | Kaoshiung Museum of Fine Arts | 0 | |
| 235 | Kaohsiung Museum of History | 0 | |
| 236 | Pingtung Farm | 0 | |
| 238 | Tengjhih National Forest Recreation Area | 0 | |
| 239 | Cijin Beach ?Park | 0 | |
| 240 | Blue Lagoon Water Park | 0 | |
| 241 | Grand World InternationalVillage | 1 | 0.1% |
| 242 | Boalai, Bulao Hot Springs | 0 | |
| 243 | ?Former Sinwei Tree?Nursery | 0 | |
| 244 | Eighteen Arhats Mountain Area | 0 | |
| 245 | Bridge Recreation Area | 0 | |
| 246 | Bang Abdominal Creek Recreation Areas | 0 | |
| 247 | Pingtung County | 0 | |
| 248 | Kenting National Park | 4 | 0.4% |
| 249 | Jiaosi | 2 | 0.2% |
| 250 | Eluanbi Park | 0 | |
| 251 | Maobitou Park | 2 | 0.2% |
| 252 | Kenting National Forest Recreation Area | 0 | |
| 253 | Kenting Space Port | 0 | |
| 254 | Jialeshuei Scenic Area | 0 | |
| 255 | Sheding Nature Park | 0 | |
| 256 | Nanwan Beach Recreation Area | 0 | |

d2_9: D2. What tourist spots have you visited on this trip?spot9

| Value | Label | Cases | Percentage |
|-------|--|-------|------------|
| 257 | Shiaowan Beach Recreation Area | 0 | |
| 258 | The Sisal Industry History Monument | 0 | |
| 259 | Longluan Lake Nature Center | 0 | |
| 260 | Shadao Shell Beach Exhibition Hall | 0 | |
| 261 | National Museum of Marine Biology & Aquarium | 0 | |
| 262 | Hengchun Peninsula Tourist Routes | 0 | |
| 263 | Dapeng Bay National Scenic Area | 0 | |
| 264 | Liuqiu (Shiaoliuqiu) | 1 | 0.1% |
| 265 | Shiaoliuqiu Tourism Diving Boat | 0 | |
| 266 | Holiday Theme Park | 0 | |
| 267 | Jiliang Mountain Tourist Routes (Including Hualien, Yilan, T | 0 | |
| 268 | Taiwan Aboriginal Culture Park | 0 | |
| 269 | Shuangliou National Forest Recreation Area | 0 | |
| 270 | Kenting Beach | 0 | |
| 271 | Yilan County | 0 | |
| 272 | Tung Shan Science Area | 0 | |
| 273 | Dahu | 0 | |
| 274 | Wufengqi Scenic Area | 0 | |
| 275 | Meihua Lake | 0 | |
| 276 | Longtan Lake | 0 | |
| 277 | Taipingshan National Forest Recreation Area | 0 | |
| 278 | Cilan Forest Recreation Area | 0 | |
| 279 | Mingchih Forest Recreation Area | 0 | |
| 280 | Toucheng Beach | 0 | |
| 281 | Chilan Forest Playground | 0 | |
| 282 | Dali Visitor Center | 0 | |
| 283 | Beiguan Tidal Park | 0 | |
| 284 | Mt. Taiping | 0 | |
| 285 | Wuling Farm | 0 | |
| 286 | Wulaokeng Scenic Area | 0 | |
| 287 | Su-ao Cold Spring | 0 | |
| 288 | Hualine County | 0 | |
| 289 | Taroko, Tienhsiang | 105 | 11.7% |
| 290 | Oriental Hawaii | 0 | |
| 291 | Xiuguluan River Rafting Area | 1 | 0.1% |
| 292 | Shihtiping Recreation Area | 0 | |
| 293 | Jici Beach | 0 | |
| 294 | Hualien Ranger Station | 0 | |
| 295 | East Rift Valley National Scenic Area (including Hualien, Ta | 0 | |
| 296 | Liyu Lake Scenic Area | 0 | |
| 297 | Chihnan National Forest Recreation Area | 0 | |
| 298 | Chao Feng Ranch & Resort | 0 | |
| 299 | Fuyuan National Forest Recreation Area | 0 | |
| 300 | Nan-an Visitor Center, Yushan National Park | 0 | |
| 301 | Lingtien Mountain | 0 | |

d2_9: D2. What tourist spots have you visited on this trip?spot9

| Value | Label | Cases | Percentage |
|-------|--|-------|------------|
| 302 | Shihti Harbor | 0 | |
| 303 | Pulowan Recreation Area | 0 | |
| 304 | Wenshan Springs | 0 | |
| 305 | Fugang Harbor | 0 | |
| 306 | The East Coast (Baxian Cave (Baxiandong), Shihtiping, Sansia | 1 | 0.1% |
| 307 | Ligi Mudstone Badlands Geopark in Eastern Taiwan | 0 | |
| 308 | Hualien & Taitung Tourist Routes (including Hualien, Taitun | 1 | 0.1% |
| 309 | Taitung County | 0 | |
| 310 | Jhihben | 15 | 1.7% |
| 311 | Jialulan | 0 | |
| 312 | Shanyuan Beach | 0 | |
| 313 | Sansiantai (Terrace of the Three Immortals) | 0 | |
| 314 | Basian Cave (Basiandong) | 3 | 0.3% |
| 315 | East Coast National Scenic Area Administration Headquarters | 0 | |
| 316 | Guanshan Water Park | 0 | |
| 317 | Chihshang Pastoral T.S.C. | 0 | |
| 318 | Chulu Pasturage | 0 | |
| 319 | East Coast National Scenic Area (including Hualien, Tautung) | 0 | |
| 320 | Taitung Veterans Farm | 0 | |
| 321 | Jhihben National Forest Recreation Area | 0 | |
| 322 | Lyudao (Green Island) | 0 | |
| 323 | Lanyu (Orchid Island) | 0 | |
| 324 | Penghu County | 0 | |
| 325 | Penghu National Scenic Area | 0 | |
| 326 | Penghu Visitor Center | 0 | |
| 327 | South Sea Visitor Center | 0 | |
| 328 | North Sea Visitor Center | 0 | |
| 329 | Penghu Aquarium | 0 | |
| 330 | Lintou Park | 0 | |
| 331 | Siyu Western Fort | 0 | |
| 332 | Jibei Island | 0 | |
| 333 | Center for the Promotion of the Tourism Industry | 0 | |
| 334 | Kinmen County | 0 | |
| 335 | Kinmen National Park | 0 | |
| 336 | Sun Yat-sen Memorial Forest | 0 | |
| 337 | Jhaishan | 0 | |
| 338 | Nature Center | 0 | |
| 339 | Guniungtou War Museum | 0 | |
| 340 | Kinmen Folk Culture Village | 0 | |
| 341 | Juguang Tower | 0 | |
| 342 | Xibian Beach | 0 | |
| 343 | Lienchiang County | 0 | |
| 344 | Offshore Islands Tourism Routes (Including: Kinmen, Matsu, P | 0 | |
| 345 | Round Island Railway Tourism Routes | 0 | |
| 346 | National Floriculture Park | 0 | |

d2_9: D2. What tourist spots have you visited on this trip?spot9

| Value | Label | Cases | Percentage |
|-------|--|-------|------------|
| 347 | Temples | 0 | |
| 348 | Taipei County | 0 | |
| 349 | Other Night Markets in Taipei County | 0 | |
| 350 | Keelung Miaokow Night Market | 0 | |
| 351 | Other Night Markets in Taoyuan County | 0 | |
| 352 | Other Night Markets in Hsinchu City | 0 | |
| 353 | Hsinchu County | 0 | |
| 354 | Other Night Markets in Hsinchu County | 0 | |
| 355 | Other Night Markets in Miaoli County | 0 | |
| 356 | Other Night Markets in Taichung City | 0 | |
| 357 | Taichung County | 0 | |
| 358 | Other Night Markets in Taichung County | 0 | |
| 359 | Other Night Markets in Changhua County | 0 | |
| 360 | Other Night Markets in Yunlin County | 0 | |
| 361 | Other Night Markets in Chiayi County | 0 | |
| 362 | Other Night Markets in Tainan City | 0 | |
| 363 | Tainan County | 0 | |
| 364 | Other Night Markets in Tainan County | 0 | |
| 365 | Kaohsiung County | 0 | |
| 366 | Other Night Markets in Kaohsiung County | 0 | |
| 367 | Other Night Markets in Kaohsiung City | 0 | |
| 368 | Other Night Markets in Pingtung County | 0 | |
| 369 | Other Night Markets in Taitung County | 0 | |
| 370 | Other Night Markets in Hualine County | 0 | |
| 371 | Other Night Markets in Yilan County | 0 | |
| 372 | Other Night Markets in Kinmen County | 0 | |
| 373 | Other Night Markets in Nantou County | 0 | |
| 374 | Other Night Markets in Penghu County | 0 | |
| 375 | Other Night Markets in Lienchiang County | 0 | |
| 378 | Chiayi City | 0 | |
| 379 | Other Night Markets in Chiayi City | 0 | |
| 380 | Amis Cultural Village | 4 | 0.4% |
| 381 | Gongguan Night Market | 0 | |
| 382 | Shihciouling Gun Emplacement | 0 | |
| 383 | Bisha Fishery Harbor | 0 | |
| 384 | Jinguashi | 4 | 0.4% |
| 385 | Nanya Erosion Rocks Area (including Beaches and Mountain Tra | 0 | |
| 386 | Bitou Cape Park (Including Bitou Cape Trail) | 0 | |
| 387 | Jinshawan Beach Park | 0 | |
| 388 | Aodi Fishery Harbor | 0 | |
| 389 | Mao'ao Fishery Village | 0 | |
| 390 | Caoling Historic Trail | 0 | |
| 391 | Pinlin | 0 | |
| 392 | Sanxia | 1 | 0.1% |
| 393 | Yingge | 0 | |

d2_9: D2. What tourist spots have you visited on this trip?spot9

| Value | Label | Cases | Percentage |
|-------|--|-------|------------|
| 394 | Jinshan | 3 | 0.3% |
| 395 | Temple of Eighteen Deities | 0 | |
| 396 | Fugui Cape | 0 | |
| 397 | Baisha Bay | 0 | |
| 398 | Tamsui Old Street | 6 | 0.7% |
| 399 | Tamshui Fishman's Wharf | 7 | 0.8% |
| 400 | Taipei County Shinsanhang Museum of Archaeology | 0 | |
| 401 | Baling | 0 | |
| 402 | Dashi | 0 | |
| 403 | Cihu | 0 | |
| 404 | Neiwan | 0 | |
| 405 | Beipu | 1 | 0.1% |
| 406 | Taian hot Springs | 0 | |
| 407 | Hwataoyao | 0 | |
| 408 | Zhuolan | 0 | |
| 409 | Sihyuan Yakou | 0 | |
| 410 | Huanshan | 0 | |
| 411 | Jiayang | 0 | |
| 412 | Deji | 0 | |
| 413 | Dayuling | 0 | |
| 414 | Lushan Hot Springs | 0 | |
| 415 | Puli | 4 | 0.4% |
| 416 | Guguan | 1 | 0.1% |
| 417 | Songhe Tribe | 0 | |
| 418 | Qub-Shou-Yao, Puli | 0 | |
| 419 | Minghu Reservoir | 0 | |
| 420 | Mingtai Reservoir | 0 | |
| 421 | Checheng Train Station | 0 | |
| 422 | DengyingAcademy | 0 | |
| 423 | National Taiwan Craft Research and Development Institute | 0 | |
| 424 | Puli Distillery | 0 | |
| 425 | Guangxing Paper Factory | 0 | |
| 426 | Sing Ling Temple | 0 | |
| 427 | Hua-Ji-Man-Mo Monument | 0 | |
| 428 | Endemic Species Research Institute | 0 | |
| 429 | Mingcin Academy | 0 | |
| 430 | Jiji | 0 | |
| 431 | Tenshing Kiln Ceramics Cultural Park | 0 | |
| 432 | Dongshih Fishery Harbor | 0 | |
| 433 | Luermen Tianhou Temple | 0 | |
| 434 | Sicao Dazhong Temple and Gun Emplacement | 0 | |
| 435 | Xishu Golden Beach | 0 | |
| 436 | Tainan Siaobei Night Market | 0 | |
| 437 | Chukou | 0 | |
| 438 | Shanme | 0 | |

d2_9: D2. What tourist spots have you visited on this trip?spot9

| Value | Label | Cases | Percentage |
|-------|--|-------|------------|
| 439 | Shizhuo | 0 | |
| 440 | Dabang | 0 | |
| 441 | Tefuye | 0 | |
| 442 | Fenqihu | 0 | |
| 443 | Ruili | 0 | |
| 444 | Sandimen | 0 | |
| 445 | Saijia Amusement Park | 0 | |
| 446 | Gaushu | 0 | |
| 447 | Ligang | 0 | |
| 448 | Yanban (Slate) Lane, Wutai Township | 0 | |
| 449 | Duona Village's Stone Slab Houses | 0 | |
| 450 | Sichongxi | 0 | |
| 451 | Qing-Zhou Beach Recreation Areas | 0 | |
| 452 | Pei Kuan Resort | 0 | |
| 453 | Dali Tiangong Temple | 0 | |
| 454 | Toucheng Recreation Farm | 0 | |
| 455 | Wushih Harbor | 0 | |
| 456 | Guishan Island (Turtle Island) | 0 | |
| 457 | National DongHua University | 0 | |
| 458 | Yi Yuan Resort | 0 | |
| 459 | Promisedland Resort & Lagoon | 0 | |
| 460 | Fenglin Recreation Areas | 0 | |
| 461 | Mataian Wetland Ecological Park | 0 | |
| 462 | Ruisui Hongye Springs | 0 | |
| 463 | Wuhe Tourist Tea Plantation & Saoba Stone Pillars | 0 | |
| 464 | Antong Hot Springs, Yuli | 0 | |
| 465 | Liushidan Mountain | 0 | |
| 466 | Loushan Waterfall | 0 | |
| 467 | Dashi Fishery Harbor | 0 | |
| 468 | Qixing Lake (Qixingtang) | 0 | |
| 469 | Hualien Farglory Ocean Park | 0 | |
| 470 | Dapo Pond & Chishang Pastoral Resort | 0 | |
| 471 | Luyeh High Terrace Tourism Tea Plantation | 0 | |
| 472 | Taitung Hungyeh (Red Leaves) Hot Spring Riverside Park | 0 | |
| 473 | Chengkong Harbor | 0 | |
| 474 | Beinan Cultural Park | 0 | |
| 475 | National Museum of Prehistory | 0 | |
| 476 | Taimali | 0 | |
| 477 | Penghu Mazu Temple (Magung) | 0 | |
| 478 | Wang'an Island | 0 | |
| 479 | Qimei Island | 0 | |
| 480 | Hujing Island | 0 | |
| 481 | Tongpan Island | 0 | |
| 482 | Shuangli Wetlands Nature Center | 0 | |
| 483 | Sanhou Folk Culture Village | 0 | |

d2_9: D2. What tourist spots have you visited on this trip?spot9

| Value | Label | Cases | Percentage |
|-------|---|-------|------------|
| 484 | Tai Lake | 0 | |
| 485 | Gugang Lake | 0 | |
| 486 | Shuangli Lake | 0 | |
| 487 | Lingshui Lake | 0 | |
| 488 | Qiu Liang-Gung's Mother Chastity Arch | 0 | |
| 489 | Wentai Pagoda | 0 | |
| 490 | Sihwei Tunnel | 0 | |
| 491 | Jhaishan Tunnel | 0 | |
| 492 | Qionglin | 0 | |
| 493 | August 23rd Bombardment Memorial Hall | 0 | |
| 494 | Mashan Broadcasting and Observation Station | 0 | |
| 495 | Beishan Old Western-style House | 0 | |
| 496 | Taiwu Mountain | 0 | |
| 497 | Beishan Traditional Residency | 0 | |
| 498 | Kinmen Kaoliang Liquor Inc. | 0 | |
| 499 | Wujiang River Estuary | 0 | |
| 500 | Shuitou | 0 | |
| 501 | Guniungtou cliff | 0 | |
| 502 | Qinbi Village, Beigan | 0 | |
| 503 | Bishan Sightseeing Platform | 0 | |
| 504 | Banli-to-Wusha Recreation Area | 0 | |
| 505 | Daqiu Island | 0 | |
| 506 | Beihai Tunnel | 0 | |
| 507 | Tiebao | 0 | |
| 508 | Matsu Liquor Factory (Tunnel 88) | 0 | |
| 509 | Niujiao Village | 0 | |
| 510 | Yanxiu Tidal Echo (Matsu) | 0 | |
| 511 | A Thread of Sky (Matsu) | 0 | |
| 512 | Andong Tunnel | 0 | |
| 513 | Chaste Maiden Cave | 0 | |
| 514 | Dongyong Lighthouse | 0 | |
| 515 | Dapu Monument | 0 | |
| 516 | Dongquan Lighthouse | 0 | |
| 517 | Caipu bay | 0 | |
| 518 | Kunqiu Beach | 0 | |
| 519 | Beigan | 0 | |
| 520 | Nangan | 0 | |
| 521 | Dongyin | 0 | |
| 522 | Jyuguang | 0 | |
| 523 | Jingmei Night Market | 0 | |
| 524 | Linjiang St. Night Market | 0 | |
| 525 | Dahu Park | 0 | |
| 526 | The Beitou Hot Springs Museum | 0 | |
| 527 | Xinyi Shopping Distric | 15 | 1.7% |
| 528 | Haujiang Waterfowl Nature Park | 0 | |

d2_9: D2. What tourist spots have you visited on this trip?spot9

| Value | Label | Cases | Percentage |
|-------|--|-------|------------|
| 529 | Dajia Riverside Park | 0 | |
| 530 | SPOT-Taipei Film House | 0 | |
| 531 | The Redhouse Theater | 0 | |
| 532 | Museum of Contemporary Art, Taipei | 0 | |
| 533 | Postal Museum | 0 | |
| 534 | Taiwan Handcraft Promotion Center | 0 | |
| 535 | Shenkeng Old Street | 2 | 0.2% |
| 536 | Pingxi | 0 | |
| 537 | Museum of World Religions | 0 | |
| 538 | Yonghe Lehua Night Market | 0 | |
| 539 | Blue Highway Tourism Routes | 0 | |
| 540 | Ershawan Gun Emplacement | 0 | |
| 541 | Keelung Port | 0 | |
| 542 | Nuannuan | 0 | |
| 543 | Zhongli | 0 | |
| 544 | Hsinchu Science Park | 0 | |
| 545 | Nanliao Fishery Harbor | 0 | |
| 546 | Hsinchu Chenghuang Temple Night Market | 0 | |
| 547 | Daba Peak | 0 | |
| 548 | Neiwan Railroad | 0 | |
| 549 | Guanwu National Forest Recreation Area | 0 | |
| 550 | Baguashan | 0 | |
| 551 | Lugang Mazu Temple | 1 | 0.1% |
| 552 | Rueili-Taihe Scenic Area | 0 | |
| 553 | Qigu Birdseeing | 0 | |
| 554 | Dragon and Tiger Pagodas | 11 | 1.2% |
| 555 | Chijin Mazu Temple, Kaohsiung | 0 | |
| 556 | Confucius Temple (Kaohsiung) | 0 | |
| 557 | Xizi Bay | 7 | 0.8% |
| 558 | Kaohsiung Liuhe Night Market | 0 | |
| 559 | Urban Spotlight | 0 | |
| 560 | Kaohsiung Port | 3 | 0.3% |
| 561 | Love River | 10 | 1.1% |
| 562 | Kaohsiung 85 Building | 1 | 0.1% |
| 563 | Zhungxing Tower | 0 | |
| 564 | Fushan Botanical Garden | 0 | |
| 565 | Toufen | 0 | |
| 566 | Nanfangao | 0 | |
| 567 | Hualien Harbor | 0 | |
| 568 | Hualien Seaside Park | 0 | |
| 569 | Whale and Dolphine Viewing Tour along East Coast | 0 | |
| 570 | Guanshan Bicycle Path | 0 | |
| 571 | Water Running Up | 0 | |
| 572 | Dulan Mountain | 0 | |
| 573 | 921 Earthquake Museum of Taiwan (Jiji) | 1 | 0.1% |

d2_9: D2. What tourist spots have you visited on this trip?spot9

| Value | Label | Cases | Percentage |
|-------|--|-------|------------|
| 574 | Teresa Teng Memorail Park (Yun Garden) | 0 | |
| 575 | Wufenpu Fashion Area | 6 | 0.7% |
| 576 | Miramar Ferris Wheel | 7 | 0.8% |
| 577 | Dalongdong Baoan Temple | 2 | 0.2% |
| 578 | Guanghua 3C Mall | 2 | 0.2% |
| 579 | Yuanwangkeng Park | 0 | |
| 580 | Waiao Ocean Recreational Area | 0 | |
| 581 | Shi Guanyin Temple | 0 | |
| 582 | Daxi Honeymoon Bay | 0 | |
| 583 | Jinshan Lion's Head Mountain | 0 | |
| 584 | Jinshan Zhongjiao Shazhu Bay | 0 | |
| 585 | Sanzhi Visitor Center and Gallery | 0 | |
| 586 | Sanzhi Qianshui Bay | 0 | |
| 587 | Sanzhi | 0 | |
| 588 | Jiji Green Tunnel | 0 | |
| 589 | Hualien Sugar Factory | 0 | |
| 590 | Gongguan | 1 | 0.1% |
| 591 | Qishan | 0 | |
| 592 | Meinong | 1 | 0.1% |
| 593 | Jiaxian | 0 | |
| 594 | Shan-Ping Forest Ecological Garden | 0 | |
| 595 | Laingshan Recreation Area, Pingtung | 0 | |
| 596 | Goddess Temple (Magong, Penghu) | 0 | |
| 597 | Penghu Ocean-crossing Bridge | 0 | |
| 598 | Tongliang Great Banyuan | 0 | |
| 599 | Fongguei Cave | 0 | |
| 600 | Matsu War and Peace Memorial Park | 0 | |
| 601 | Matsu Religions Park | 0 | |
| 602 | Beihai Recreation Area, Matsu | 0 | |
| 603 | Tsai Family Ancestral Shrine, Qionglin | 0 | |
| 604 | Tunnels in Qionglin Combat Village, Kinmen | 0 | |
| 605 | Huang Family Youtang Villa, Kinmen | 0 | |
| 606 | Deyue Tower Western-style Houses, Kinmen | 0 | |
| 607 | Confucius Temple | 2 | 0.2% |
| 608 | Nanjichang Night Market | 0 | |
| 609 | Ninxia Night Market | 0 | |
| 610 | Sinjhuang Night Market | 0 | |
| 611 | Banciao Nanya Night Market | 0 | |
| 612 | Jhonghe Singnan Night Market | 0 | |
| 613 | Other Night Markets in Keelung City | 0 | |
| 614 | Jhongli Sinmin Night Market | 0 | |
| 615 | Taoyuan Tourist Night Market | 0 | |
| 616 | Taichung Fongjia Night Market | 1 | 0.1% |
| 617 | Taichung Jhonghua Night Market | 0 | |
| 618 | Lugang trandtional snacks | 0 | |

| # d2_9: D2. What tourist spots have you visited on this trip?spot9 | | | |
|---|--|-------|-------------------|
| Value | Label | Cases | Percentage |
| 619 | Chiayi Wenhua Rd. Night Market | 0 | |
| 620 | Kaohsiung Sinsing Night Market | 0 | |
| 621 | Pingtung Minzu Rd. Night Market | 0 | |
| 622 | Yilan Luodong Night Market | 0 | |
| 623 | Hualien Nanbin Night Market | 0 | |
| 624 | Teresa Teng Memorail Park | 0 | |
| 625 | Tianlu Art Center | 0 | |
| 626 | Liugui Service Area | 0 | |
| Sysmiss | | 4608 | |
| Warning: these figures indicate the number of cases found in the data file. They cannot be interpreted as summary statistics of the population of interest. | | | |
| # d2_10: D2. What tourist spots have you visited on this trip?spot10 | | | |
| Information | [Type= discrete] [Format=numeric] [Range= 1-626] [Missing=*] | | |
| Statistics [NW/ W] | [Valid=377 /-] [Invalid=5127 /-] | | |
| Value | Label | Cases | Percentage |
| 1 | Taipei City | 0 | |
| 2 | Chiang Kaishek Memorial Hall | 8 | <div></div> 2.1% |
| 3 | National Palace Museum | 14 | <div></div> 3.7% |
| 4 | Other Night Markets in Taipei City | 0 | |
| 5 | Long Shan Temple | 0 | |
| 6 | Taipe Martyr's Shrine | 6 | <div></div> 1.6% |
| 7 | Yangmingshan National Park | 6 | <div></div> 1.6% |
| 8 | Dihua Street Night Market | 1 | <div></div> 0.3% |
| 9 | Chinese Culture & Movie Center | 0 | |
| 10 | National Taiwan College of Performing Arts | 0 | |
| 11 | Tienmu | 0 | |
| 12 | The Estern Distristic of Taipei | 6 | <div></div> 1.6% |
| 13 | Sun Yatsen Memorail Hall | 10 | <div></div> 2.7% |
| 14 | Mucha Maokong | 6 | <div></div> 1.6% |
| 15 | Taipei Zoo | 0 | |
| 16 | Jou Fen | 10 | <div></div> 2.7% |
| 17 | Xiemending | 17 | <div></div> 4.5% |
| 18 | Yehliu Ocean World | 0 | |
| 19 | Coastline park | 0 | |
| 20 | Taipei Botanical Garden | 0 | |
| 21 | Hsing Tian Kong (Xingtian Temple) | 0 | |
| 22 | Yangmingshuwu | 0 | |
| 23 | Taipei 101 | 48 | <div></div> 12.7% |
| 24 | Taipei Fine Art Museum | 2 | <div></div> 0.5% |
| 25 | National Museum of History | 0 | |
| 26 | National Taiwan Science Education Center | 0 | |
| 27 | Taipei zoo | 0 | |
| 28 | Taipei Children's Recreation Center | 0 | |
| 29 | Taipei Astronomical Museum | 0 | |
| 30 | Taipei Children's Museum of Transportation and Communication | 0 | |

d2_10: D2. What tourist spots have you visited on this trip?spot10

| Value | Label | Cases | Percentage |
|-------|--|-------|------------|
| 31 | Chiang Kaishek's Shihlin Residence | 2 | 0.5% |
| 32 | National Museum of Marine Biology & Aquarium | 0 | |
| 33 | The Observatory of Shin Kong Life Tower | 0 | |
| 34 | Shilin Night Market | 2 | 0.5% |
| 35 | Huaxi Street (Snake Alley) Night Market | 0 | |
| 36 | Raohe Street Night Market | 0 | |
| 37 | Office of the President Republic of China (Taiwan) | 4 | 1.1% |
| 38 | National Taiwan Arts Education Center | 0 | |
| 39 | 228 Peace Memorial Park | 1 | 0.3% |
| 40 | Yuanshan | 3 | 0.8% |
| 41 | Taipei Matro Mall | 0 | |
| 42 | Juming Museum | 0 | |
| 43 | Beitou | 6 | 1.6% |
| 44 | Qing Shui Zu shi temple | 0 | |
| 45 | Lin An Tai Historical House & Museum | 0 | |
| 46 | Shung Ye Museum of Formosan Aborigines | 0 | |
| 47 | Taipei Main Station Shopping Area | 1 | 0.3% |
| 48 | Shung Ye Museum of Formosan Aborigines (Taipei) | 0 | |
| 49 | Miniatures Museum of Taiwan (Taipei) | 0 | |
| 50 | Jianguo Flower and Jade Market | 0 | |
| 51 | Beitou Museum | 0 | |
| 52 | Matilda Resort | 1 | 0.3% |
| 53 | Neptune Resort | 0 | |
| 54 | Yehliu | 8 | 2.1% |
| 55 | Shihmen (Stone) Arch | 0 | |
| 56 | Tiaoshih Coast / Jump-stone Coast | 0 | |
| 57 | Jinshan Hot-Spring Gym Pool | 0 | |
| 58 | New Jinshan Beach | 0 | |
| 59 | Green Bay Beach | 0 | |
| 60 | Guanyinshan | 0 | |
| 61 | Lailai Rock Fishing ?Area | 0 | |
| 62 | Shida Night Market | 0 | |
| 63 | Pinglin Tea Museum | 0 | |
| 64 | Yingge Ceramics Museum | 0 | |
| 65 | Wulai | 2 | 0.5% |
| 66 | Shihfen Waterfall | 0 | |
| 67 | Butian Lake | 2 | 0.5% |
| 68 | Manyueyuan National Forest Recreation Area | 0 | |
| 69 | Neidong National Forest Recreation Area | 0 | |
| 70 | Formosa Fun Coast | 1 | 0.3% |
| 71 | Lele Valley Springs | 0 | |
| 72 | Yun Hsien Resort | 1 | 0.3% |
| 73 | Bitou Harbor Service Area | 0 | |
| 74 | Longdongwan Coast Park | 0 | |
| 75 | Longdong South Ocean Park | 0 | |

d2_10: D2. What tourist spots have you visited on this trip?spot10

| Value | Label | Cases | Percentage |
|-------|--|-------|------------|
| 76 | Fulong beach (includung Fulong Visitor Center) | 0 | |
| 77 | Longmen Camp Site | 0 | |
| 78 | Yanliao Beach Park | 0 | |
| 79 | Sandiaoiao Cape Lighthouse | 0 | |
| 80 | the Lin Family Mans | 0 | |
| 81 | Tamsui | 18 | 4.8% |
| 82 | Fort San Domingo | 1 | 0.3% |
| 83 | Linkou | 0 | |
| 84 | Shihcheng Service Are | 0 | |
| 85 | The North Coast Tourist Routes | 0 | |
| 86 | The Lanyang Northern Cross Tourist Routes | 0 | |
| 87 | The Northeast Coast National Scenic Area | 0 | |
| 88 | Keelung City | 0 | |
| 89 | Dawulun Gun Emplacememt | 1 | 0.3% |
| 90 | The Northeast Coastal Scienic Area | 1 | 0.3% |
| 91 | Jhongjhrng Park | 3 | 0.8% |
| 92 | Valentine Lake Park | 0 | |
| 93 | East Canyon | 0 | |
| 94 | Sento Park | 0 | |
| 95 | Badou Zi Coastal Park | 0 | |
| 96 | Hepingdao Seashore Park | 0 | |
| 97 | Taoyuan County | 0 | |
| 98 | Shihmen Reservoir | 0 | |
| 99 | Window on China Theme Park | 0 | |
| 100 | Chung Cheng Aviation Museum | 0 | |
| 101 | Siaowulai Scenic Area | 0 | |
| 102 | Dongyanshan National Forest Recreation Area | 0 | |
| 103 | Lalashan Forest Reserve | 0 | |
| 104 | Wei Chuan Pushin Ranch | 0 | |
| 105 | Dragonball Bay | 0 | |
| 106 | Hsinchu City | 0 | |
| 107 | Leofoo Village Theme Park | 8 | 2.1% |
| 108 | Golden Bird Oceanic Park | 0 | |
| 109 | Little Ding-Dong Science Park | 0 | |
| 110 | Wanjui Forest Recreational Area | 0 | |
| 111 | Dasheng Amusement Park | 0 | |
| 112 | Qingquan Hot? Spring | 0 | |
| 113 | Ku Chi Peak | 0 | |
| 114 | Miaoli County | 0 | |
| 115 | Tri-Mountain National Scenic Area | 0 | |
| 116 | Lion's Head Mountain Scenic Area | 0 | |
| 117 | Kuanwu Cottage,? Shei-Pa National Park | 0 | |
| 118 | Mingde Reservoir | 0 | |
| 119 | Qiding Beach Resort | 0 | |
| 120 | Tongxiao Beach Resort | 0 | |

d2_10: D2. What tourist spots have you visited on this trip?spot10

| Value | Label | Cases | Percentage |
|-------|--|-------|------------|
| 121 | Shangri-La Amusement Park | 0 | |
| 122 | New China City Amusement World | 0 | |
| 123 | Sanyi Wood Sculpture Museum | 0 | |
| 124 | West Lake Resortopia | 0 | |
| 125 | Evergreen Valley Forest Amusement | 0 | |
| 126 | Taoyuan, Hsinchu and Miaoli Tourist Routes | 0 | |
| 127 | Taichung City | 0 | |
| 128 | National Museum of Natural Science | 0 | |
| 129 | Encore Garden | 0 | |
| 130 | Dungshr Forest Farm | 0 | |
| 131 | Dasyueshan National Forest Recreation Area | 0 | |
| 132 | Taiwan Studio City | 0 | |
| 133 | Lishan Recreation Area | 0 | |
| 134 | Shei-pa National Park | 0 | |
| 136 | Wuling National Forest Recreation Area | 0 | |
| 137 | Fushoushan Farm | 0 | |
| 138 | Tiehchenshan Mountain Recreation Area | 0 | |
| 139 | Basianshan National Forest Recreation Area | 0 | |
| 140 | Dasyueshan National Forest Recreation Area | 0 | |
| 141 | Daan Beach | 0 | |
| 142 | The Ryukoku natural amusement park | 0 | |
| 143 | Yamay Resort | 0 | |
| 144 | Tungshan Amusement Park | 0 | |
| 145 | Nantou County | 0 | |
| 146 | Sitou Forest Recreation Area | 0 | |
| 147 | Sun Link Sea Forest Recreation Area | 0 | |
| 148 | Formosan Aboriginal Culture Village | 1 | 0.3% |
| 149 | Atayal Village | 0 | |
| 150 | The Sunmoonlake Scenic Area | 11 | 2.9% |
| 151 | Cingjing Farm | 0 | |
| 152 | Wushe Scenic Area | 0 | |
| 153 | Hehuanshan National Forest Recreation Area | 0 | |
| 154 | Yushan National Park | 1 | 0.3% |
| 155 | Tataka Recreation Area | 0 | |
| 156 | Sun Moon Lake Tourist Routes | 0 | |
| 157 | Panshan Battle Trenches | 0 | |
| 158 | Chung-Tai Buddhist Temple | 2 | 0.5% |
| 159 | Shoutian Temple | 0 | |
| 160 | Cihu (Kinmen) | 0 | |
| 161 | Phoenix Valley Bird Park | 0 | |
| 162 | Taiwan Endemic Species Research Institute | 0 | |
| 163 | Dakuanshan Nature Reserve | 0 | |
| 164 | Dongpu Hot Spring | 0 | |
| 165 | Aowanda National Forest Recreation Area | 0 | |
| 166 | Huisun Forest Recreation Area | 0 | |

d2_10: D2. What tourist spots have you visited on this trip?spot10

| Value | Label | Cases | Percentage |
|-------|---|-------|------------|
| 167 | Laiji | 0 | |
| 168 | Hehuanshan National Forest Recreation Area | 0 | |
| 169 | Changhua County | 0 | |
| 170 | Lugang Folk Arts Museum | 0 | |
| 171 | Taiwan Folk Village | 0 | |
| 172 | Songboling Forest Park | 0 | |
| 173 | Hu Shan Yan | 0 | |
| 174 | The new Baiguoshan Amusement | 0 | |
| 175 | Chingshuiyan Scout Camp | 0 | |
| 176 | ?Tienchung Forest Park | 0 | |
| 177 | The Great Buddha Sculpture | 0 | |
| 178 | Longshan Temple, Lugang | 0 | |
| 179 | Confucius Temple, Chunghua | 0 | |
| 180 | Yunlin County | 0 | |
| 181 | Southwest Coast Tourism Routes | 0 | |
| 182 | Southwest Coast Scenic Area | 0 | |
| 183 | JanFuSun Fancyworld | 0 | |
| 184 | Tsaoling | 0 | |
| 185 | San Tiao Lun? Beach ?Park | 0 | |
| 186 | BeiGang ChaoTian Temple | 0 | |
| 187 | Chiayi County | 0 | |
| 188 | Lijia | 0 | |
| 189 | Alishan National Scenic Area | 4 | 1.1% |
| 190 | Shou Shan | 0 | |
| 191 | Alishan Tourism Routes | 0 | |
| 192 | Danayigu | 0 | |
| 193 | Fengshan Ecology Garden | 0 | |
| 194 | Guanyin Waterfall Scenic Area | 0 | |
| 195 | China Folk-Custom Village | 0 | |
| 196 | Big Chiayi Theme Park | 0 | |
| 197 | Chiayi Farm Ecological Resort | 0 | |
| 198 | Ren-Yi Tan | 0 | |
| 199 | Lantan | 0 | |
| 200 | Tainan City | 0 | |
| 201 | Chihkan Tower | 0 | |
| 202 | Old Fort of Anping (Fort Zeelandia) | 4 | 1.1% |
| 203 | Wu Shan Tou Reservoir | 0 | |
| 204 | Anping Port National Historical Scenic Area | 0 | |
| 205 | The Jianshan Pi Reservoir Scenic Area | 0 | |
| 206 | Zengwun Dam | 0 | |
| 207 | Coral Lake | 0 | |
| 208 | Guan Zih Ling | 0 | |
| 209 | Hutoubai Scenic Area | 0 | |
| 210 | Tsou-Ma-Lai Farm | 1 | 0.3% |
| 211 | Leopard King Safari Zoo | 0 | |

d2_10: D2. What tourist spots have you visited on this trip?spot10

| Value | Label | Cases | Percentage |
|-------|--|-------|------------|
| 212 | Mashagou Seafront Beach ?Park | 0 | |
| 213 | Woozland | 0 | |
| 214 | Daitianfu Temple, Madou | 0 | |
| 215 | Daitianfu Temple, Nankunshen | 0 | |
| 216 | Koxinga Shrine | 4 | 1.1% |
| 217 | Eternal Fortress | 3 | 0.8% |
| 218 | Confucius Temple, Tainan | 2 | 0.5% |
| 219 | War God Temple | 0 | |
| 220 | Five Concubines Temple | 0 | |
| 221 | Great Empress of Heaven Temple | 2 | 0.5% |
| 222 | Kaohsiung City | 0 | |
| 223 | Spring Autumn Pavilions in Zuoying | 3 | 0.8% |
| 224 | Chengching Lake | 3 | 0.8% |
| 225 | Foguangshan | 6 | 1.6% |
| 226 | Maolin Scenic Area (including Lovers' Valley and Duona Sprin | 0 | |
| 227 | Kaohsiung-Pingtung the Foothills Tourism Routes (Including K | 0 | |
| 228 | Meishan Visitor Center | 0 | |
| 229 | Shoushan Zoo | 5 | 1.3% |
| 230 | Kaohsiung Historic Museum | 0 | |
| 231 | Cijin Seashore Park | 4 | 1.1% |
| 232 | Lotus Pond | 6 | 1.6% |
| 233 | National Science and Technology Museum | 0 | |
| 234 | Kaoshiung Museum of Fine Arts | 0 | |
| 235 | Kaohsiung Museum of History | 0 | |
| 236 | Pingtung Farm | 0 | |
| 238 | Tengjih National Forest Recreation Area | 0 | |
| 239 | Cijin Beach ?Park | 1 | 0.3% |
| 240 | Blue Lagoon Water Park | 0 | |
| 241 | Grand World International Village | 0 | |
| 242 | Boalai, Bulao Hot Springs | 0 | |
| 243 | ?Former Sinwei Tree?Nursery | 0 | |
| 244 | Eighteen Arhats Mountain Area | 0 | |
| 245 | Bridge Recreation Area | 0 | |
| 246 | Bang Abdominal Creek Recreation Areas | 0 | |
| 247 | Pingtung County | 0 | |
| 248 | Kenting National Park | 13 | 3.4% |
| 249 | Jiaosi | 2 | 0.5% |
| 250 | Eluanbi Park | 1 | 0.3% |
| 251 | Maobitou Park | 0 | |
| 252 | Kenting National Forest Recreation Area | 0 | |
| 253 | Kenting Space Port | 0 | |
| 254 | Jialeshuei Scenic Area | 0 | |
| 255 | Sheding Nature Park | 0 | |
| 256 | Nanwan Beach Recreation Area | 0 | |
| 257 | Shiaowan Beach Recreation Area | 0 | |

d2_10: D2. What tourist spots have you visited on this trip?spot10

| Value | Label | Cases | Percentage |
|-------|--|-------|------------|
| 258 | The Sisal Industry History Monument | 0 | |
| 259 | Longluan Lake Nature Center | 0 | |
| 260 | Shadao Shell Beach Exhibition Hall | 0 | |
| 261 | National Museum of Marine Biology & Aquarium | 0 | |
| 262 | Hengchun Peninsula Tourist Routes | 0 | |
| 263 | Dapeng Bay National Scenic Area | 0 | |
| 264 | Liuqiu (Shiaoliuqiu) | 0 | |
| 265 | Shiaoliuqiu Tourism Diving Boat | 0 | |
| 266 | Holiday Theme Park | 0 | |
| 267 | Jiliang Mountain Tourist Routes (Including Hualien, Yilan, T | 0 | |
| 268 | Taiwan Aboriginal Culture Park | 0 | |
| 269 | Shuangliou National Forest Recreation Area | 0 | |
| 270 | Kenting Beach | 2 | 0.5% |
| 271 | Yilan County | 0 | |
| 272 | Tung Shan Science Area | 1 | 0.3% |
| 273 | Dahu | 0 | |
| 274 | Wufengqi Scenic Area | 0 | |
| 275 | Meihua Lake | 0 | |
| 276 | Longtan Lake | 0 | |
| 277 | Taipingshan National Forest Recreation Area | 0 | |
| 278 | Cilan Forest Recreation Area | 0 | |
| 279 | Mingchih Forest Recreation Area | 0 | |
| 280 | Toucheng Beach | 0 | |
| 281 | Chilan Forest Playground | 0 | |
| 282 | Dali Visitor Center | 0 | |
| 283 | Beiguan Tidal Park | 0 | |
| 284 | Mt. Taiping | 0 | |
| 285 | Wuling Farm | 0 | |
| 286 | Wulaokeng Scenic Area | 0 | |
| 287 | Su-ao Cold Spring | 0 | |
| 288 | Hualine County | 0 | |
| 289 | Taroko, Tienhsiang | 9 | 2.4% |
| 290 | Oriental Hawaii | 0 | |
| 291 | Xiuguluan River Rafting Area | 0 | |
| 292 | Shihtiping Recreation Area | 0 | |
| 293 | Jici Beach | 0 | |
| 294 | Hualien Ranger Station | 0 | |
| 295 | East Rift Valley National Scenic Area (including Hualien, Ta | 0 | |
| 296 | Liyu Lake Scenic Area | 0 | |
| 297 | Chihnan National Forest Recreation Area | 0 | |
| 298 | Chao Feng Ranch & Resort | 0 | |
| 299 | Fuyuan National Forest Recreation Area | 0 | |
| 300 | Nan-an Visitor Center, Yushan National Park | 0 | |
| 301 | Lingtien Mountain | 0 | |
| 302 | Shihti Harbor | 0 | |

d2_10: D2. What tourist spots have you visited on this trip?spot10

| Value | Label | Cases | Percentage |
|-------|--|-------|------------|
| 303 | Pulowan Recreation Area | 0 | |
| 304 | Wenshan Springs | 0 | |
| 305 | Fugang Harbor | 0 | |
| 306 | The East Coast (Baxian Cave (Baxiandong), Shihtiping, Sansia | 0 | |
| 307 | Ligi Mudstone Badlands Geopark in Eastern Taiwan | 0 | |
| 308 | Hualien & Taitung Tourist Routes (including Hualien, Taitun | 0 | |
| 309 | Taitung County | 0 | |
| 310 | Jhihben | 5 | 1.3% |
| 311 | Jialulan | 0 | |
| 312 | Shanyuan Beach | 0 | |
| 313 | Sansiantai (Terrace of the Three Immortals) | 0 | |
| 314 | Basian Cave (Basiandong) | 0 | |
| 315 | East Coast National Scenic Area Administration Headquarters | 0 | |
| 316 | Guanshan Water Park | 0 | |
| 317 | Chihshang Pastoral T.S.C. | 0 | |
| 318 | Chulu Pasturage | 0 | |
| 319 | East Coast National Scenic Area (including Hualien, Tautung) | 0 | |
| 320 | Taitung Veterans Farm | 0 | |
| 321 | Jhihben National Forest Recreation Area | 0 | |
| 322 | Lyudao (Green Island) | 2 | 0.5% |
| 323 | Lanyu (Orchid Island) | 0 | |
| 324 | Penghu County | 0 | |
| 325 | Penghu National Scenic Area | 0 | |
| 326 | Penghu Visitor Center | 0 | |
| 327 | South Sea Visitor Center | 0 | |
| 328 | North Sea Visitor Center | 0 | |
| 329 | Penghu Aquarium | 0 | |
| 330 | Lintou Park | 0 | |
| 331 | Siyu Western Fort | 0 | |
| 332 | Jibei Island | 0 | |
| 333 | Center for the Promotion of the Tourism Industry | 0 | |
| 334 | Kinmen County | 0 | |
| 335 | Kinmen National Park | 0 | |
| 336 | Sun Yat-sen Memorial Forest | 0 | |
| 337 | Jhaishan | 0 | |
| 338 | Nature Center | 0 | |
| 339 | Guniungtou War Museum | 0 | |
| 340 | Kinmen Folk Culture Village | 0 | |
| 341 | Juguang Tower | 0 | |
| 342 | Xibian Beach | 0 | |
| 343 | Lienchiang County | 0 | |
| 344 | Offshore Islands Tourism Routes (Including: Kinmen, Matsu, P | 0 | |
| 345 | Round Island Railway Tourism Routes | 0 | |
| 346 | National Floriculture Park | 0 | |
| 347 | Temples | 0 | |

d2_10: D2. What tourist spots have you visited on this trip?spot10

| Value | Label | Cases | Percentage |
|-------|--|-------|------------|
| 348 | Taipei County | 0 | |
| 349 | Other Night Markets in Taipei County | 0 | |
| 350 | Keelung Miaokow Night Market | 0 | |
| 351 | Other Night Markets in Taoyuan County | 0 | |
| 352 | Other Night Markets in Hsinchu City | 0 | |
| 353 | Hsinchu County | 0 | |
| 354 | Other Night Markets in Hsinchu County | 0 | |
| 355 | Other Night Markets in Miaoli County | 0 | |
| 356 | Other Night Markets in Taichung City | 0 | |
| 357 | Taichung County | 0 | |
| 358 | Other Night Markets in Taichung County | 0 | |
| 359 | Other Night Markets in Changhua County | 0 | |
| 360 | Other Night Markets in Yunlin County | 0 | |
| 361 | Other Night Markets in Chiayi County | 0 | |
| 362 | Other Night Markets in Tainan City | 0 | |
| 363 | Tainan County | 0 | |
| 364 | Other Night Markets in Tainan County | 0 | |
| 365 | Kaohsiung County | 0 | |
| 366 | Other Night Markets in Kaohsiung County | 0 | |
| 367 | Other Night Markets in Kaohsiung City | 0 | |
| 368 | Other Night Markets in Pingtung County | 0 | |
| 369 | Other Night Markets in Taitung County | 0 | |
| 370 | Other Night Markets in Hualine County | 0 | |
| 371 | Other Night Markets in Yilan County | 0 | |
| 372 | Other Night Markets in Kinmen County | 0 | |
| 373 | Other Night Markets in Nantou County | 0 | |
| 374 | Other Night Markets in Penghu County | 0 | |
| 375 | Other Night Markets in Lienchiang County | 0 | |
| 378 | Chiayi City | 0 | |
| 379 | Other Night Markets in Chiayi City | 0 | |
| 380 | Amis Cultural Village | 0 | |
| 381 | Gongguan Night Market | 0 | |
| 382 | Shihciouling Gun Emplacement | 0 | |
| 383 | Bisha Fishery Harbor | 0 | |
| 384 | Jinguashi | 4 | 1.1% |
| 385 | Nanya Erosion Rocks Area (including Beaches and Mountain Tra | 0 | |
| 386 | Bitou Cape Park (Including Bitou Cape Trail) | 0 | |
| 387 | Jinshawan Beach Park | 0 | |
| 388 | Aodi Fishery Harbor | 0 | |
| 389 | Mao'ao Fishery Village | 0 | |
| 390 | Caoling Historic Trail | 0 | |
| 391 | Pinlin | 0 | |
| 392 | Sanxia | 0 | |
| 393 | Yingge | 0 | |
| 394 | Jinshan | 0 | |

d2_10: D2. What tourist spots have you visited on this trip?spot10

| Value | Label | Cases | Percentage |
|-------|--|-------|------------|
| 395 | Temple of Eighteen Deities | 0 | |
| 396 | Fugui Cape | 0 | |
| 397 | Baisha Bay | 1 | 0.3% |
| 398 | Tamsui Old Street | 3 | 0.8% |
| 399 | Tamshui Fishman's Wharf | 3 | 0.8% |
| 400 | Taipei County Shinsanhang Museum of Archaeology | 0 | |
| 401 | Baling | 0 | |
| 402 | Dashi | 2 | 0.5% |
| 403 | Cihu | 2 | 0.5% |
| 404 | Neiwan | 0 | |
| 405 | Beipu | 0 | |
| 406 | Taian hot Springs | 0 | |
| 407 | Hwataoyao | 0 | |
| 408 | Zhuolan | 0 | |
| 409 | Sihyuan Yakou | 0 | |
| 410 | Huanshan | 0 | |
| 411 | Jiayang | 0 | |
| 412 | Deji | 0 | |
| 413 | Dayuling | 0 | |
| 414 | Lushan Hot Springs | 1 | 0.3% |
| 415 | Puli | 2 | 0.5% |
| 416 | Guguan | 1 | 0.3% |
| 417 | Songhe Tribe | 0 | |
| 418 | Qub-Shou-Yao, Puli | 0 | |
| 419 | Minghu Reservoir | 0 | |
| 420 | Mingtai Reservoir | 0 | |
| 421 | Checheng Train Station | 0 | |
| 422 | DengyingAcademy | 0 | |
| 423 | National Taiwan Craft Research and Development Institute | 0 | |
| 424 | Puli Distillery | 0 | |
| 425 | Guangxing Paper Factory | 0 | |
| 426 | Sing Ling Temple | 0 | |
| 427 | Hua-Ji-Man-Mo Monument | 0 | |
| 428 | Endemic Species Research Institute | 0 | |
| 429 | Mingcin Academy | 0 | |
| 430 | Jiji | 0 | |
| 431 | Tenshing Kiln Ceramics Cultural Park | 0 | |
| 432 | Dongshih Fishery Harbor | 0 | |
| 433 | Luermen Tianhou Temple | 0 | |
| 434 | Sicao Dazhong Temple and Gun Emplacement | 0 | |
| 435 | Xishu Golden Beach | 0 | |
| 436 | Tainan Siaobei Night Market | 0 | |
| 437 | Chukou | 0 | |
| 438 | Shanme | 0 | |
| 439 | Shizhuo | 0 | |

d2_10: D2. What tourist spots have you visited on this trip?spot10

| Value | Label | Cases | Percentage |
|-------|--|-------|------------|
| 440 | Dabang | 0 | 0.3% |
| 441 | Tefuye | 0 | |
| 442 | Fenqihu | 0 | |
| 443 | Ruili | 0 | |
| 444 | Sandimen | 0 | |
| 445 | Saijia Amusement Park | 0 | |
| 446 | Gaushu | 0 | |
| 447 | Ligang | 0 | |
| 448 | Yanban (Slate) Lane, Wutai Township | 0 | |
| 449 | Duona Village's Stone Slab Houses | 0 | |
| 450 | Sichongxi | 0 | |
| 451 | Qing-Zhou Beach Recreation Areas | 0 | |
| 452 | Pei Kuan Resort | 0 | |
| 453 | Dali Tiangong Temple | 0 | |
| 454 | Toucheng Recreation Farm | 0 | |
| 455 | Wushih Harbor | 0 | |
| 456 | Guishan Island (Turtle Island) | 0 | |
| 457 | National DongHua University | 0 | |
| 458 | Yi Yuan Resort | 0 | |
| 459 | Promisedland Resort & Lagoon | 0 | |
| 460 | Fenglin Recreation Areas | 0 | |
| 461 | Mataian Wetland Ecological Park | 0 | |
| 462 | Ruisui Hongye Springs | 0 | |
| 463 | Wuhe Tourist Tea Plantation & Saoba Stone Pillars | 0 | |
| 464 | Antong Hot Springs, Yuli | 0 | |
| 465 | Liushidan Mountain | 0 | |
| 466 | Loushan Waterfall | 0 | |
| 467 | Dashi Fishery Harbor | 0 | |
| 468 | Qixing Lake (Qixingtian) | 0 | |
| 469 | Hualien Farglory Ocean Park | 1 | |
| 470 | Dapo Pond & Chishang Pastoral Resort | 0 | |
| 471 | Luyeh High Terrace Tourism Tea Plantation | 0 | |
| 472 | Taitung Hungyeh (Red Leaves) Hot Spring Riverside Park | 0 | |
| 473 | Chengkong Harbor | 0 | |
| 474 | Beinan Cultural Park | 0 | |
| 475 | National Museum of Prehistory | 0 | |
| 476 | Taimali | 0 | |
| 477 | Penghu Mazu Temple (Magung) | 0 | |
| 478 | Wang'an Island | 0 | |
| 479 | Qimei Island | 0 | |
| 480 | Hujing Island | 0 | |
| 481 | Tongpan Island | 0 | |
| 482 | Shuangli Wetlands Nature Center | 0 | |
| 483 | Sanhou Folk Culture Village | 0 | |
| 484 | Tai Lake | 0 | |

d2_10: D2. What tourist spots have you visited on this trip?spot10

| Value | Label | Cases | Percentage |
|-------|---|-------|------------------------|
| 485 | Gugang Lake | 0 | <div><div></div></div> |
| 486 | Shuangli Lake | 0 | |
| 487 | Lingshui Lake | 0 | |
| 488 | Qiu Liang-Gung's Mother Chastity Arch | 0 | |
| 489 | Wentai Pagoda | 0 | |
| 490 | Sihwei Tunnel | 0 | |
| 491 | Jhaishan Tunnel | 0 | |
| 492 | Qionglin | 0 | |
| 493 | August 23rd Bombardment Memorial Hall | 0 | |
| 494 | Mashan Broadcasting and Observation Station | 0 | |
| 495 | Beishan Old Western-style House | 0 | |
| 496 | Taiwu Mountain | 0 | |
| 497 | Beishan Traditional Residency | 0 | |
| 498 | Kinmen Kaoliang Liquor Inc. | 0 | |
| 499 | Wujiang River Estuary | 0 | |
| 500 | Shuitou | 0 | |
| 501 | Guniungtou cliff | 0 | |
| 502 | Qinbi Village, Beigan | 0 | |
| 503 | Bishan Sightseeing Platform | 0 | |
| 504 | Banli-to-Wusha Recreation Area | 0 | |
| 505 | Daqiu Island | 0 | |
| 506 | Beihai Tunnel | 0 | |
| 507 | Tiebao | 0 | |
| 508 | Matsu Liquor Factory (Tunnel 88) | 0 | |
| 509 | Niujiao Village | 0 | |
| 510 | Yanxiu Tidal Echo (Matsu) | 0 | |
| 511 | A Thread of Sky (Matsu) | 0 | |
| 512 | Andong Tunnel | 0 | |
| 513 | Chaste Maiden Cave | 0 | |
| 514 | Dongyong Lighthouse | 0 | |
| 515 | Dapu Monument | 0 | |
| 516 | Dongquan Lighthouse | 0 | |
| 517 | Caipu bay | 0 | |
| 518 | Kunqiu Beach | 0 | |
| 519 | Beigan | 0 | |
| 520 | Nangan | 0 | |
| 521 | Dongyin | 0 | |
| 522 | Jyuguang | 0 | |
| 523 | Jingmei Night Market | 0 | |
| 524 | Linjiang St. Night Market | 0 | |
| 525 | Dahu Park | 0 | |
| 526 | The Beitou Hot Springs Museum | 0 | |
| 527 | Xinyi Shopping Distric | 12 | 3.2% |
| 528 | Haujiang Waterfowl Nature Park | 0 | |
| 529 | Dajia Riverside Park | 0 | |

d2_10: D2. What tourist spots have you visited on this trip?spot10

| Value | Label | Cases | Percentage |
|-------|--|-------|------------|
| 530 | SPOT-Taipei Film House | 0 | |
| 531 | The Redhouse Theater | 0 | |
| 532 | Museum of Contemporary Art, Taipei | 0 | |
| 533 | Postal Museum | 0 | |
| 534 | Taiwan Handcraft Promotion Center | 0 | |
| 535 | Shenkeng Old Street | 3 | 0.8% |
| 536 | Pingxi | 0 | |
| 537 | Museum of World Religions | 0 | |
| 538 | Yonghe Lehua Night Market | 0 | |
| 539 | Blue Highway Tourism Routes | 0 | |
| 540 | Ershawan Gun Emplacement | 0 | |
| 541 | Keelung Port | 0 | |
| 542 | Nuannuan | 0 | |
| 543 | Zhongli | 0 | |
| 544 | Hsinchu Science Park | 0 | |
| 545 | Nanliao Fishery Harbor | 0 | |
| 546 | Hsinchu Chenghuang Temple Night Market | 0 | |
| 547 | Daba Peak | 0 | |
| 548 | Neiwan Railroad | 0 | |
| 549 | Guanwu National Forest Recreation Area | 0 | |
| 550 | Baguashan | 0 | |
| 551 | Lugang Mazu Temple | 0 | |
| 552 | Rueili-Taihe Scenic Area | 0 | |
| 553 | Qigu Birdseeing | 1 | 0.3% |
| 554 | Dragon and Tiger Pagodas | 5 | 1.3% |
| 555 | Chijin Mazu Temple, Kaohsiung | 0 | |
| 556 | Confucius Temple (Kaohsiung) | 0 | |
| 557 | Xizi Bay | 10 | 2.7% |
| 558 | Kaohsiung Liuhe Night Market | 1 | 0.3% |
| 559 | Urban Spotlight | 0 | |
| 560 | Kaohsiung Port | 3 | 0.8% |
| 561 | Love River | 4 | 1.1% |
| 562 | Kaohsiung 85 Building | 3 | 0.8% |
| 563 | Zhungxing Tower | 0 | |
| 564 | Fushan Botanical Garden | 0 | |
| 565 | Toufen | 0 | |
| 566 | Nanfangao | 0 | |
| 567 | Hualien Harbor | 1 | 0.3% |
| 568 | Hualien Seaside Park | 0 | |
| 569 | Whale and Dolphine Viewing Tour along East Coast | 0 | |
| 570 | Guanshan Bicycle Path | 0 | |
| 571 | Water Running Up | 0 | |
| 572 | Dulan Mountain | 0 | |
| 573 | 921 Earthquake Museum of Taiwan (Jiji) | 0 | |
| 574 | Teresa Teng Memorail Park (Yun Garden) | 0 | |

d2_10: D2. What tourist spots have you visited on this trip?spot10

| Value | Label | Cases | Percentage |
|-------|--|-------|------------------|
| 575 | Wufenpu Fashion Area | 6 | <div></div> 1.6% |
| 576 | Miramar Ferris Wheel | 6 | <div></div> 1.6% |
| 577 | Dalongdong Baoan Temple | 0 | |
| 578 | Guanghua 3C Mall | 2 | <div></div> 0.5% |
| 579 | Yuanwangkeng Park | 0 | |
| 580 | Waiao Ocean Recreational Area | 0 | |
| 581 | Shi Guanyin Temple | 0 | |
| 582 | Daxi Honeymoon Bay | 0 | |
| 583 | Jinshan Lion's Head Mountain | 0 | |
| 584 | Jinshan Zhongjiao Shazhu Bay | 0 | |
| 585 | Sanzhi Visitor Center and Gallery | 0 | |
| 586 | Sanzhi Qianshui Bay | 0 | |
| 587 | Sanzhi | 0 | |
| 588 | Jiji Green Tunnel | 0 | |
| 589 | Hualien Sugar Factory | 0 | |
| 590 | Gongguan | 0 | |
| 591 | Qishan | 0 | |
| 592 | Meinong | 1 | <div></div> 0.3% |
| 593 | Jiaxian | 0 | |
| 594 | Shan-Ping Forest Ecological Garden | 0 | |
| 595 | Laingshan Recreation Area, Pingtung | 0 | |
| 596 | Goddess Temple (Magong, Penghu) | 0 | |
| 597 | Penghu Ocean-crossing Bridge | 1 | <div></div> 0.3% |
| 598 | Tongliang Great Banyuan | 0 | |
| 599 | Fongguei Cave | 0 | |
| 600 | Matsu War and Peace Memorial Park | 0 | |
| 601 | Matsu Religions Park | 0 | |
| 602 | Beihai Recreation Area, Matsu | 0 | |
| 603 | Tsai Family Ancestral Shrine, Qionglin | 0 | |
| 604 | Tunnels in Qionglin Combat Village, Kinmen | 0 | |
| 605 | Huang Family Youtang Villa, Kinmen | 0 | |
| 606 | Deyue Tower Western-style Houses, Kinmen | 0 | |
| 607 | Confucius Temple | 0 | |
| 608 | Nanjichang Night Market | 0 | |
| 609 | Ninxia Night Market | 0 | |
| 610 | Sinjhuang Night Market | 0 | |
| 611 | Banciao Nanya Night Market | 0 | |
| 612 | Jhonghe Singnan Night Market | 0 | |
| 613 | Other Night Markets in Keelung City | 0 | |
| 614 | Jhongli Sinmin Night Market | 0 | |
| 615 | Taoyuan Tourist Night Market | 0 | |
| 616 | Taichung Fongjia Night Market | 0 | |
| 617 | Taichung Jhonghua Night Market | 0 | |
| 618 | Lugang trandtional snacks | 0 | |
| 619 | Chiayi Wenhua Rd. Night Market | 0 | |

| # d2_10: D2. What tourist spots have you visited on this trip?spot10 | | | |
|---|--|-------|------------------|
| Value | Label | Cases | Percentage |
| 620 | Kaohsiung Sinsing Night Market | 0 | |
| 621 | Pingtung Minzu Rd. Night Market | 0 | |
| 622 | Yilan Luodong Night Market | 0 | |
| 623 | Hualien Nanbin Night Market | 0 | |
| 624 | Teresa Teng Memorail Park | 0 | |
| 625 | Tianlu Art Center | 0 | |
| 626 | Liugui Service Area | 0 | |
| Sysmiss | | 5127 | |
| Warning: these figures indicate the number of cases found in the data file. They cannot be interpreted as summary statistics of the population of interest. | | | |
| # d2_11: D2. What tourist spots have you visited on this trip?spot11 | | | |
| Information | [Type= discrete] [Format=numeric] [Range= 1-626] [Missing=*] | | |
| Statistics [NW/ W] | [Valid=159 /-] [Invalid=5345 /-] | | |
| Value | Label | Cases | Percentage |
| 1 | Taipei City | 0 | |
| 2 | Chiang Kaishek Memorial Hall | 3 | <div></div> 1.9% |
| 3 | National Palace Museum | 8 | <div></div> 5.0% |
| 4 | Other Night Markets in Taipei City | 0 | |
| 5 | Long Shan Temple | 4 | <div></div> 2.5% |
| 6 | Taipe Martyr's Shrine | 7 | <div></div> 4.4% |
| 7 | Yangmingshan National Park | 3 | <div></div> 1.9% |
| 8 | Dihua Street Night Market | 0 | |
| 9 | Chinese Culture & Movie Center | 0 | |
| 10 | National Taiwan College of Performing Arts | 0 | |
| 11 | Tienmu | 1 | <div></div> 0.6% |
| 12 | The Estern Distristic of Taipei | 1 | <div></div> 0.6% |
| 13 | Sun Yatsen Memorail Hall | 0 | |
| 14 | Mucha Maokong | 0 | |
| 15 | Taipei Zoo | 0 | |
| 16 | Jou Fen | 7 | <div></div> 4.4% |
| 17 | Xiemending | 1 | <div></div> 0.6% |
| 18 | Yehliu Ocean World | 0 | |
| 19 | Coastline park | 0 | |
| 20 | Taipei Botanical Garden | 0 | |
| 21 | Hsing Tian Kong (Xingtian Temple) | 0 | |
| 22 | Yangmingshuwu | 0 | |
| 23 | Taipei 101 | 8 | <div></div> 5.0% |
| 24 | Taipei Fine Art Museum | 0 | |
| 25 | National Museum of History | 0 | |
| 26 | National Taiwan Science Education Center | 0 | |
| 27 | Taipei zoo | 0 | |
| 28 | Taipei Children's Recreation Center | 0 | |
| 29 | Taipei Astronomical Museum | 0 | |
| 30 | Taipei Children's Museum of Transportation and Communication | 0 | |
| 31 | Chiang Kaishek's Shihlin Residence | 1 | <div></div> 0.6% |

d2_11: D2. What tourist spots have you visited on this trip?spot11

| Value | Label | Cases | Percentage |
|-------|--|-------|------------|
| 32 | National Museum of Marine Biology & Aquarium | 0 | |
| 33 | The Observatory of Shin Kong Life Tower | 1 | 0.6% |
| 34 | Shilin Night Market | 0 | |
| 35 | Huaxi Street (Snake Alley) Night Market | 0 | |
| 36 | Raohe Street Night Market | 0 | |
| 37 | Office of the President Republic of China (Taiwan) | 0 | |
| 38 | National Taiwan Arts Education Center | 0 | |
| 39 | 228 Peace Memorial Park | 0 | |
| 40 | Yuanshan | 1 | 0.6% |
| 41 | Taipei Matro Mall | 1 | 0.6% |
| 42 | Juming Museum | 1 | 0.6% |
| 43 | Beitou | 2 | 1.3% |
| 44 | Qing Shui Zu shi temple | 0 | |
| 45 | Lin An Tai Historical House & Museum | 0 | |
| 46 | Shung Ye Museum of Formosan Aborigines | 0 | |
| 47 | Taipei Main Station Shopping Area | 0 | |
| 48 | Shung Ye Museum of Formosan Aborigines (Taipei) | 0 | |
| 49 | Miniatures Museum of Taiwan (Taipei) | 0 | |
| 50 | Jianguo Flower and Jade Market | 0 | |
| 51 | Beitou Museum | 0 | |
| 52 | Matilda Resort | 0 | |
| 53 | Neptune Resort | 0 | |
| 54 | Yehliu | 6 | 3.8% |
| 55 | Shihmen (Stone) Arch | 0 | |
| 56 | Tiaoshih Coast / Jump-stone Coast | 0 | |
| 57 | Jinshan Hot-Spring Gym Pool | 0 | |
| 58 | New Jinshan Beach | 0 | |
| 59 | Green Bay Beach | 0 | |
| 60 | Guanyinshan | 0 | |
| 61 | Lailai Rock Fishing ?Area | 0 | |
| 62 | Shida Night Market | 0 | |
| 63 | Pinglin Tea Museum | 0 | |
| 64 | Yingge Ceramics Museum | 0 | |
| 65 | Wulai | 3 | 1.9% |
| 66 | Shihfen Waterfall | 0 | |
| 67 | Butian Lake | 1 | 0.6% |
| 68 | Manyueyuan National Forest Recreation Area | 0 | |
| 69 | Neidong National Forest Recreation Area | 0 | |
| 70 | Formosa Fun Coast | 0 | |
| 71 | Lele Valley Springs | 0 | |
| 72 | Yun Hsien Resort | 0 | |
| 73 | Bitou Harbor Service Area | 0 | |
| 74 | Longdongwan Coast Park | 0 | |
| 75 | Longdong South Ocean Park | 0 | |
| 76 | Fulong beach (inclcluding Fulong Visitor Center) | 0 | |

d2_11: D2. What tourist spots have you visited on this trip?spot11

| Value | Label | Cases | Percentage |
|-------|---|-------|------------|
| 77 | Longmen Camp Site | 0 | |
| 78 | Yanliao Beach Park | 0 | |
| 79 | Sandiaojiang Cape Lighthouse | 0 | |
| 80 | the Lin Family Mans | 0 | |
| 81 | Tamsui | 10 | 6.3% |
| 82 | Fort San Domingo | 0 | |
| 83 | Linkou | 0 | |
| 84 | Shihcheng Service Are | 0 | |
| 85 | The North Coast Tourist Routes | 1 | 0.6% |
| 86 | The Lanyang Northern Cross Tourist Routes | 0 | |
| 87 | The Northeast Coast National Scenic Area | 0 | |
| 88 | Keelung City | 0 | |
| 89 | Dawulun Gun Emplacement | 0 | |
| 90 | The Northeast Coastal Scenic Area | 2 | 1.3% |
| 91 | Jhongjhrng Park | 0 | |
| 92 | Valentine Lake Park | 0 | |
| 93 | East Canyon | 0 | |
| 94 | Sento Park | 0 | |
| 95 | Badou Zi Coastal Park | 0 | |
| 96 | Hepingdao Seashore Park | 0 | |
| 97 | Taoyuan County | 0 | |
| 98 | Shihmen Reservoir | 0 | |
| 99 | Window on China Theme Park | 0 | |
| 100 | Chung Cheng Aviation Museum | 0 | |
| 101 | Siaowulai Scenic Area | 0 | |
| 102 | Dongyanshan National Forest Recreation Area | 0 | |
| 103 | Lalashan Forest Reserve | 0 | |
| 104 | Wei Chuan Pushin Ranch | 0 | |
| 105 | Dragonball Bay | 0 | |
| 106 | Hsinchu City | 0 | |
| 107 | Leofoo Village Theme Park | 4 | 2.5% |
| 108 | Golden Bird Oceanic Park | 0 | |
| 109 | Little Ding-Dong Science Park | 0 | |
| 110 | Wanjui Forest Recreational Area | 0 | |
| 111 | Dasheng Amusement Park | 0 | |
| 112 | Qingquan Hot? Spring | 0 | |
| 113 | Ku Chi Peak | 0 | |
| 114 | Miaoli County | 0 | |
| 115 | Tri-Mountain National Scenic Area | 0 | |
| 116 | Lion's Head Mountain Scenic Area | 0 | |
| 117 | Kuanwu Cottage,? Shei-Pa National Park | 0 | |
| 118 | Mingde Reservoir | 0 | |
| 119 | Qiding Beach Resort | 0 | |
| 120 | Tongxiao Beach Resort | 0 | |
| 121 | Shangri-La Amusement Park | 0 | |

d2_11: D2. What tourist spots have you visited on this trip?spot11

| Value | Label | Cases | Percentage |
|-------|--|-------|------------|
| 122 | New China City Amusement World | 0 | |
| 123 | Sanyi Wood Sculpture Museum | 0 | |
| 124 | West Lake Resortopia | 0 | |
| 125 | Evergreen Valley Forest Amusement | 0 | |
| 126 | Taoyuan, Hsinchu and Miaoli Tourist Routes | 0 | |
| 127 | Taichung City | 0 | |
| 128 | National Museum of Natural Science | 0 | |
| 129 | Encore Garden | 0 | |
| 130 | Dungshr Forest Farm | 0 | |
| 131 | Dasyueshan National Forest Recreation Area | 0 | |
| 132 | Taiwan Studio City | 0 | |
| 133 | Lishan Recreation Area | 0 | |
| 134 | Shei-pa National Park | 0 | |
| 136 | Wuling National Forest Recreation Area | 0 | |
| 137 | Fushoushan Farm | 0 | |
| 138 | Tiehchenshan Mountain Recreation Area | 0 | |
| 139 | Basianshan National Forest Recreation Area | 0 | |
| 140 | Dasyueshan National Forest Recreation Area | 0 | |
| 141 | Daan Beach | 0 | |
| 142 | The Ryukoku natural amusement park | 0 | |
| 143 | Yamay Resort | 1 | 0.6% |
| 144 | Tungshan Amusement Park | 0 | |
| 145 | Nantou County | 0 | |
| 146 | Sitou Forest Recreation Area | 0 | |
| 147 | Sun Link Sea Forest Recreation Area | 0 | |
| 148 | Formosan Aboriginal Culture Village | 2 | 1.3% |
| 149 | Atayal Village | 0 | |
| 150 | The Sunmoonlake Scenic Area | 8 | 5.0% |
| 151 | Cingjing Farm | 0 | |
| 152 | Wushe Scenic Area | 0 | |
| 153 | Hehuanshan National Forest Recreation Area | 0 | |
| 154 | Yushan National Park | 0 | |
| 155 | Tataka Recreation Area | 0 | |
| 156 | Sun Moon Lake Tourist Routes | 0 | |
| 157 | Panshan Battle Trenches | 0 | |
| 158 | Chung-Tai Buddhist Temple | 0 | |
| 159 | Shoutian Temple | 0 | |
| 160 | Cihu (Kinmen) | 0 | |
| 161 | Phoenix Valley Bird Park | 0 | |
| 162 | Taiwan Endemic Species Research Institute | 0 | |
| 163 | Dakuanshan Nature Reserve | 0 | |
| 164 | Dongpu Hot Spring | 0 | |
| 165 | Aowanda National Forest Recreation Area | 0 | |
| 166 | Huisun Forest Recreation Area | 0 | |
| 167 | Laiji | 0 | |

d2_11: D2. What tourist spots have you visited on this trip?spot11

| Value | Label | Cases | Percentage |
|-------|---|-------|------------|
| 168 | Hehuanshan National Forest Recreation Area | 0 | |
| 169 | Changhua County | 0 | |
| 170 | Lugang Folk Arts Museum | 0 | |
| 171 | Taiwan Folk Village | 0 | |
| 172 | Songboling Forest Park | 0 | |
| 173 | Hu Shan Yan | 0 | |
| 174 | The new Baiguoshan Amusement | 0 | |
| 175 | Chingshuiyan Scout Camp | 0 | |
| 176 | ?Tienchung Forest Park | 0 | |
| 177 | The Great Buddha Sculpture | 0 | |
| 178 | Longshan Temple, Lugang | 0 | |
| 179 | Confucius Temple, Chunghua | 0 | |
| 180 | Yunlin County | 0 | |
| 181 | Southwest Coast Tourism Routes | 0 | |
| 182 | Southwest Coast Scenic Area | 0 | |
| 183 | JanFuSun Fancyworld | 0 | |
| 184 | Tsaoling | 0 | |
| 185 | San Tiao Lun? Beach ?Park | 0 | |
| 186 | BeiGang ChaoTian Temple | 0 | |
| 187 | Chiayi County | 0 | |
| 188 | Lijia | 0 | |
| 189 | Alishan National Scenic Area | 0 | |
| 190 | Shou Shan | 0 | |
| 191 | Alishan Tourism Routes | 0 | |
| 192 | Danayigu | 0 | |
| 193 | Fengshan Ecology Garden | 0 | |
| 194 | Guanyin Waterfall Scenic Area | 0 | |
| 195 | China Folk-Custom Village | 0 | |
| 196 | Big Chiayi Theme Park | 0 | |
| 197 | Chiayi Farm Ecological Resort | 0 | |
| 198 | Ren-Yi Tan | 0 | |
| 199 | Lantan | 0 | |
| 200 | Tainan City | 0 | |
| 201 | Chihkan Tower | 0 | |
| 202 | Old Fort of Anping (Fort Zeelandia) | 0 | |
| 203 | Wu Shan Tou Reservoir | 0 | |
| 204 | Anping Port National Historical Scenic Area | 0 | |
| 205 | The Jianshan Pi Reservoir Scenic Area | 0 | |
| 206 | Zengwun Dam | 0 | |
| 207 | Coral Lake | 0 | |
| 208 | Guan Zih Ling | 0 | |
| 209 | Hutoubei Scenic Area | 1 | 0.6% |
| 210 | Tsou-Ma-Lai Farm | 0 | |
| 211 | Leopard King Safari Zoo | 0 | |
| 212 | Mashagou Seafront Beach ?Park | 0 | |

d2_11: D2. What tourist spots have you visited on this trip?spot11

| Value | Label | Cases | Percentage |
|-------|--|-------|------------|
| 213 | Woozland | 0 | |
| 214 | Daitianfu Temple, Madou | 0 | |
| 215 | Daitianfu Temple, Nankunshen | 0 | |
| 216 | Koxinga Shrine | 0 | |
| 217 | Eternal Fortress | 1 | 0.6% |
| 218 | Confucius Temple, Tainan | 1 | 0.6% |
| 219 | War God Temple | 0 | |
| 220 | Five Concubines Temple | 0 | |
| 221 | Great Empress of Heaven Temple | 2 | 1.3% |
| 222 | Kaohsiung City | 0 | |
| 223 | Spring Autumn Pavilions in Zuoying | 1 | 0.6% |
| 224 | Chengching Lake | 3 | 1.9% |
| 225 | Foguangshan | 5 | 3.1% |
| 226 | Maolin Scenic Area (including Lovers' Valley and Duona Sprin | 0 | |
| 227 | Kaohsiung-Pingtung the Foothills Tourism Routes (Including K | 0 | |
| 228 | Meishan Visitor Center | 0 | |
| 229 | Shoushan Zoo | 2 | 1.3% |
| 230 | Kaohsiung Historic Museum | 0 | |
| 231 | Cijin Seashore Park | 0 | |
| 232 | Lotus Pond | 1 | 0.6% |
| 233 | National Science and Technology Museum | 0 | |
| 234 | Kaoshiung Museum of Fine Arts | 0 | |
| 235 | Kaohsiung Museum of History | 0 | |
| 236 | Pingtung Farm | 0 | |
| 238 | Tengjhih National Forest Recreation Area | 0 | |
| 239 | Cijin Beach ?Park | 0 | |
| 240 | Blue Lagoon Water Park | 0 | |
| 241 | Grand World InternationalVillage | 0 | |
| 242 | Boalai, Bulao Hot Springs | 1 | 0.6% |
| 243 | ?Former Sinwei Tree?Nursery | 0 | |
| 244 | Eighteen Arhats Mountain Area | 0 | |
| 245 | Bridge Recreation Area | 0 | |
| 246 | Bang Abdominal Creek Recreation Areas | 1 | 0.6% |
| 247 | Pingtung County | 0 | |
| 248 | Kenting National Park | 2 | 1.3% |
| 249 | Jiaosi | 0 | |
| 250 | Eluanbi Park | 0 | |
| 251 | Maobitou Park | 0 | |
| 252 | Kenting National Forest Recreation Area | 0 | |
| 253 | Kenting Space Port | 0 | |
| 254 | Jialeshuei Scenic Area | 0 | |
| 255 | Sheding Nature Park | 0 | |
| 256 | Nanwan Beach Recreation Area | 0 | |
| 257 | Shiaowan Beach Recreation Area | 0 | |
| 258 | The Sisal Industry History Monument | 0 | |

d2_11: D2. What tourist spots have you visited on this trip?spot11

| Value | Label | Cases | Percentage |
|-------|--|-------|------------|
| 259 | Longluan Lake Nature Center | 0 | |
| 260 | Shadao Shell Beach Exhibition Hall | 0 | |
| 261 | National Museum of Marine Biology & Aquarium | 0 | |
| 262 | Hengchun Peninsula Tourist Routes | 0 | |
| 263 | Dapeng Bay National Scenic Area | 0 | |
| 264 | Liuqiu (Shiaoliuqiu) | 0 | |
| 265 | Shiaoliuqiu Tourism Diving Boat | 0 | |
| 266 | Holiday Theme Park | 0 | |
| 267 | Jiliang Mountain Tourist Routes (Including Hualien, Yilan, T | 0 | |
| 268 | Taiwan Aboriginal Culture Park | 0 | |
| 269 | Shuangliou National Forest Recreation Area | 0 | |
| 270 | Kenting Beach | 1 | 0.6% |
| 271 | Yilan County | 0 | |
| 272 | Tung Shan Science Area | 1 | 0.6% |
| 273 | Dahu | 0 | |
| 274 | Wufengqi Scenic Area | 0 | |
| 275 | Meihua Lake | 0 | |
| 276 | Longtan Lake | 0 | |
| 277 | Taipingshan National Forest Recreation Area | 0 | |
| 278 | Cilan Forest Recreation Area | 0 | |
| 279 | Mingchih Forest Recreation Area | 0 | |
| 280 | Toucheng Beach | 0 | |
| 281 | Chilan Forest Playground | 0 | |
| 282 | Dali Visitor Center | 0 | |
| 283 | Beiguan Tidal Park | 1 | 0.6% |
| 284 | Mt. Taiping | 0 | |
| 285 | Wuling Farm | 0 | |
| 286 | Wulaokeng Scenic Area | 0 | |
| 287 | Su-ao Cold Spring | 1 | 0.6% |
| 288 | Hualine County | 0 | |
| 289 | Taroko, Tienhsiang | 1 | 0.6% |
| 290 | Oriental Hawaii | 0 | |
| 291 | Xiuguluan River Rafting Area | 1 | 0.6% |
| 292 | Shihtiping Recreation Area | 0 | |
| 293 | Jici Beach | 0 | |
| 294 | Hualien Ranger Station | 0 | |
| 295 | East Rift Valley National Scenic Area (including Hualien, Ta | 0 | |
| 296 | Liyu Lake Scenic Area | 0 | |
| 297 | Chihnan National Forest Recreation Area | 0 | |
| 298 | Chao Feng Ranch & Resort | 0 | |
| 299 | Fuyuan National Forest Recreation Area | 0 | |
| 300 | Nan-an Visitor Center, Yushan National Park | 0 | |
| 301 | Lingtien Mountain | 0 | |
| 302 | Shihti Harbor | 0 | |
| 303 | Pulowan Recreation Area | 0 | |

d2_11: D2. What tourist spots have you visited on this trip?spot11

| Value | Label | Cases | Percentage |
|-------|--|-------|------------|
| 304 | Wenshan Springs | 0 | |
| 305 | Fugang Harbor | 0 | |
| 306 | The East Coast (Baxian Cave (Baxiandong), Shihtiping, Sansia | 0 | |
| 307 | Ligi Mudstone Badlands Geopark in Eastern Taiwan | 0 | |
| 308 | Hualien & Taitung Tourist Routes (including Hualien, Taitun | 0 | |
| 309 | Taitung County | 0 | |
| 310 | Jhihben | 2 | 1.3% |
| 311 | Jialulan | 0 | |
| 312 | Shanyuan Beach | 0 | |
| 313 | Sansiantai (Terrace of the Three Immortals) | 0 | |
| 314 | Basian Cave (Basiandong) | 0 | |
| 315 | East Coast National Scenic Area Administration Headquarters | 0 | |
| 316 | Guanshan Water Park | 0 | |
| 317 | Chihshang Pastoral T.S.C. | 0 | |
| 318 | Chulu Pasturage | 0 | |
| 319 | East Coast National Scenic Area (including Hualien, Tautung) | 1 | 0.6% |
| 320 | Taitung Veterans Farm | 0 | |
| 321 | Jhihben National Forest Recreation Area | 0 | |
| 322 | Lyudao (Green Island) | 1 | 0.6% |
| 323 | Lanyu (Orchid Island) | 0 | |
| 324 | Penghu County | 0 | |
| 325 | Penghu National Scenic Area | 0 | |
| 326 | Penghu Visitor Center | 0 | |
| 327 | South Sea Visitor Center | 0 | |
| 328 | North Sea Visitor Center | 0 | |
| 329 | Penghu Aquarium | 0 | |
| 330 | Lintou Park | 0 | |
| 331 | Siyu Western Fort | 0 | |
| 332 | Jibei Island | 0 | |
| 333 | Center for the Promotion of the Tourism Industry | 0 | |
| 334 | Kinmen County | 0 | |
| 335 | Kinmen National Park | 0 | |
| 336 | Sun Yat-sen Memorial Forest | 0 | |
| 337 | Jhaishan | 0 | |
| 338 | Nature Center | 0 | |
| 339 | Guniungtou War Museum | 0 | |
| 340 | Kinmen Folk Culture Village | 0 | |
| 341 | Juguang Tower | 0 | |
| 342 | Xibian Beach | 0 | |
| 343 | Lienchiang County | 0 | |
| 344 | Offshore Islands Tourism Routes (Including: Kinmen, Matsu, P | 0 | |
| 345 | Round Island Railway Tourism Routes | 0 | |
| 346 | National Floriculture Park | 0 | |
| 347 | Temples | 0 | |
| 348 | Taipei County | 0 | |

d2_11: D2. What tourist spots have you visited on this trip?spot11

| Value | Label | Cases | Percentage |
|-------|--|-------|------------|
| 349 | Other Night Markets in Taipei County | 0 | |
| 350 | Keelung Miaokow Night Market | 0 | |
| 351 | Other Night Markets in Taoyuan County | 0 | |
| 352 | Other Night Markets in Hsinchu City | 0 | |
| 353 | Hsinchu County | 0 | |
| 354 | Other Night Markets in Hsinchu County | 0 | |
| 355 | Other Night Markets in Miaoli County | 0 | |
| 356 | Other Night Markets in Taichung City | 0 | |
| 357 | Taichung County | 0 | |
| 358 | Other Night Markets in Taichung County | 0 | |
| 359 | Other Night Markets in Changhua County | 0 | |
| 360 | Other Night Markets in Yunlin County | 0 | |
| 361 | Other Night Markets in Chiayi County | 0 | |
| 362 | Other Night Markets in Tainan City | 0 | |
| 363 | Tainan County | 0 | |
| 364 | Other Night Markets in Tainan County | 0 | |
| 365 | Kaohsiung County | 0 | |
| 366 | Other Night Markets in Kaohsiung County | 0 | |
| 367 | Other Night Markets in Kaohsiung City | 0 | |
| 368 | Other Night Markets in Pingtung County | 0 | |
| 369 | Other Night Markets in Taitung County | 0 | |
| 370 | Other Night Markets in Hualien County | 0 | |
| 371 | Other Night Markets in Yilan County | 0 | |
| 372 | Other Night Markets in Kinmen County | 0 | |
| 373 | Other Night Markets in Nantou County | 0 | |
| 374 | Other Night Markets in Penghu County | 0 | |
| 375 | Other Night Markets in Lienchiang County | 0 | |
| 378 | Chiayi City | 0 | |
| 379 | Other Night Markets in Chiayi City | 0 | |
| 380 | Amis Cultural Village | 2 | 1.3% |
| 381 | Gongguan Night Market | 0 | |
| 382 | Shihciouling Gun Emplacement | 0 | |
| 383 | Bisha Fishery Harbor | 0 | |
| 384 | Jinguashi | 1 | 0.6% |
| 385 | Nanya Erosion Rocks Area (including Beaches and Mountain Tra | 0 | |
| 386 | Bitou Cape Park (Including Bitou Cape Trail) | 0 | |
| 387 | Jinshawan Beach Park | 0 | |
| 388 | Aodi Fishery Harbor | 0 | |
| 389 | Mao'ao Fishery Village | 0 | |
| 390 | Caoling Historic Trail | 0 | |
| 391 | Pinlin | 0 | |
| 392 | Sanxia | 1 | 0.6% |
| 393 | Yingge | 0 | |
| 394 | Jinshan | 0 | |
| 395 | Temple of Eighteen Deities | 0 | |

| # d2_11: D2. What tourist spots have you visited on this trip?spot11 | | | |
|--|--|-------|------------|
| Value | Label | Cases | Percentage |
| 396 | Fugui Cape | 0 | |
| 397 | Baisha Bay | 0 | |
| 398 | Tamsui Old Street | 2 | 1.3% |
| 399 | Tamshui Fishman's Wharf | 2 | 1.3% |
| 400 | Taipei County Shinsanhang Museum of Archaeology | 0 | |
| 401 | Baling | 0 | |
| 402 | Dashi | 0 | |
| 403 | Cihu | 2 | 1.3% |
| 404 | Neiwan | 0 | |
| 405 | Beipu | 0 | |
| 406 | Taian hot Springs | 0 | |
| 407 | Hwataoyao | 0 | |
| 408 | Zhuolan | 0 | |
| 409 | Sihyuan Yakou | 0 | |
| 410 | Huanshan | 0 | |
| 411 | Jiayang | 0 | |
| 412 | Deji | 0 | |
| 413 | Dayuling | 0 | |
| 414 | Lushan Hot Springs | 0 | |
| 415 | Puli | 0 | |
| 416 | Guguan | 0 | |
| 417 | Songhe Tribe | 0 | |
| 418 | Qub-Shou-Yao, Puli | 0 | |
| 419 | Minghu Reservoir | 0 | |
| 420 | Mingtai Reservoir | 0 | |
| 421 | Checheng Train Station | 0 | |
| 422 | DengyingAcademy | 0 | |
| 423 | National Taiwan Craft Research and Development Institute | 0 | |
| 424 | Puli Distillery | 0 | |
| 425 | Guangxing Paper Factory | 0 | |
| 426 | Sing Ling Temple | 0 | |
| 427 | Hua-Ji-Man-Mo Monument | 0 | |
| 428 | Endemic Species Research Institute | 0 | |
| 429 | Mingcin Academy | 0 | |
| 430 | Jiji | 0 | |
| 431 | Tenshing Kiln Ceramics Cultural Park | 0 | |
| 432 | Dongshih Fishery Harbor | 0 | |
| 433 | Luermen Tianhou Temple | 0 | |
| 434 | Sicao Dazhong Temple and Gun Emplacement | 0 | |
| 435 | Xishu Golden Beach | 0 | |
| 436 | Tainan Siaobei Night Market | 0 | |
| 437 | Chukou | 0 | |
| 438 | Shanme | 0 | |
| 439 | Shizhuo | 0 | |
| 440 | Dabang | 0 | |

d2_11: D2. What tourist spots have you visited on this trip?spot11

| Value | Label | Cases | Percentage |
|-------|--|-------|------------|
| 441 | Tefuye | 0 | 0.6% |
| 442 | Fenqihu | 0 | |
| 443 | Ruili | 0 | |
| 444 | Sandimen | 1 | |
| 445 | Saijia Amusement Park | 0 | |
| 446 | Gaushu | 0 | |
| 447 | Ligang | 0 | |
| 448 | Yanban (Slate) Lane, Wutai Township | 0 | |
| 449 | Duona Village's Stone Slab Houses | 0 | |
| 450 | Sichongxi | 0 | |
| 451 | Qing-Zhou Beach Recreation Areas | 0 | 0.6% |
| 452 | Pei Kuan Resort | 0 | |
| 453 | Dali Tiangong Temple | 0 | |
| 454 | Toucheng Recreation Farm | 0 | |
| 455 | Wushih Harbor | 0 | |
| 456 | Guishan Island (Turtle Island) | 0 | |
| 457 | National DongHua University | 0 | |
| 458 | Yi Yuan Resort | 0 | |
| 459 | Promisedland Resort & Lagoon | 0 | |
| 460 | Fenglin Recreation Areas | 0 | |
| 461 | Mataian Wetland Ecological Park | 0 | 0.6% |
| 462 | Ruisui Hongye Springs | 0 | |
| 463 | Wuhe Tourist Tea Plantation & Saoba Stone Pillars | 0 | |
| 464 | Antong Hot Springs, Yuli | 0 | |
| 465 | Liushidan Mountain | 0 | |
| 466 | Loushan Waterfall | 0 | |
| 467 | Dashi Fishery Harbor | 0 | |
| 468 | Qixing Lake (Qixingtang) | 0 | |
| 469 | Hualien Farglory Ocean Park | 1 | |
| 470 | Dapo Pond & Chishang Pastoral Resort | 0 | 0.6% |
| 471 | Luyeh High Terrace Tourism Tea Plantation | 0 | |
| 472 | Taitung Hungyeh (Red Leaves) Hot Spring Riverside Park | 0 | |
| 473 | Chengkong Harbor | 0 | |
| 474 | Beinan Cultural Park | 0 | |
| 475 | National Museum of Prehistory | 0 | |
| 476 | Taimali | 0 | |
| 477 | Penghu Mazu Temple (Magung) | 0 | |
| 478 | Wang'an Island | 0 | |
| 479 | Qimei Island | 0 | |
| 480 | Hujing Island | 0 | 0.6% |
| 481 | Tongpan Island | 0 | |
| 482 | Shuangli Wetlands Nature Center | 0 | |
| 483 | Sanhou Folk Culture Village | 0 | |
| 484 | Tai Lake | 0 | |
| 485 | Gugang Lake | 0 | |

d2_11: D2. What tourist spots have you visited on this trip?spot11

| Value | Label | Cases | Percentage |
|-------|---|-------|------------|
| 486 | Shuangli Lake | 0 | |
| 487 | Lingshui Lake | 0 | |
| 488 | Qiu Liang-Gung's Mother Chastity Arch | 0 | |
| 489 | Wentai Pagoda | 0 | |
| 490 | Sihwei Tunnel | 0 | |
| 491 | Jhaishan Tunnel | 0 | |
| 492 | Qionglin | 0 | |
| 493 | August 23rd Bombardment Memorial Hall | 0 | |
| 494 | Mashan Broadcasting and Observation Station | 0 | |
| 495 | Beishan Old Western-style House | 0 | |
| 496 | Taiwu Mountain | 0 | |
| 497 | Beishan Traditional Residency | 0 | |
| 498 | Kinmen Kaoliang Liquor Inc. | 0 | |
| 499 | Wujiang River Estuary | 0 | |
| 500 | Shuitou | 0 | |
| 501 | Guniungtou cliff | 0 | |
| 502 | Qinbi Village, Beigan | 0 | |
| 503 | Bishan Sightseeing Platform | 0 | |
| 504 | Banli-to-Wusha Recreation Area | 0 | |
| 505 | Daqiu Island | 0 | |
| 506 | Beihai Tunnel | 0 | |
| 507 | Tiebao | 0 | |
| 508 | Matsu Liquor Factory (Tunnel 88) | 0 | |
| 509 | Niujiao Village | 0 | |
| 510 | Yanxiu Tidal Echo (Matsu) | 0 | |
| 511 | A Thread of Sky (Matsu) | 0 | |
| 512 | Andong Tunnel | 0 | |
| 513 | Chaste Maiden Cave | 0 | |
| 514 | Dongyong Lighthouse | 0 | |
| 515 | Dapu Monument | 0 | |
| 516 | Dongquan Lighthouse | 0 | |
| 517 | Caipu bay | 0 | |
| 518 | Kunqiu Beach | 0 | |
| 519 | Beigan | 0 | |
| 520 | Nangan | 0 | |
| 521 | Dongyin | 0 | |
| 522 | Jyuguang | 0 | |
| 523 | Jingmei Night Market | 0 | |
| 524 | Linjiang St. Night Market | 0 | |
| 525 | Dahu Park | 0 | |
| 526 | The Beitou Hot Springs Museum | 0 | |
| 527 | Xinyi Shopping Distric | 6 | 3.8% |
| 528 | Haujiang Waterfowl Nature Park | 0 | |
| 529 | Dajia Riverside Park | 0 | |
| 530 | SPOT-Taipei Film House | 0 | |

d2_11: D2. What tourist spots have you visited on this trip?spot11

| Value | Label | Cases | Percentage |
|-------|--|-------|------------|
| 531 | The Redhouse Theater | 0 | |
| 532 | Museum of Contemporary Art, Taipei | 0 | |
| 533 | Postal Museum | 0 | |
| 534 | Taiwan Handcraft Promotion Center | 0 | |
| 535 | Shenkeng Old Street | 0 | |
| 536 | Pingxi | 1 | 0.6% |
| 537 | Museum of World Religions | 0 | |
| 538 | Yonghe Lehua Night Market | 0 | |
| 539 | Blue Highway Tourism Routes | 0 | |
| 540 | Ershawan Gun Emplacement | 0 | |
| 541 | Keelung Port | 0 | |
| 542 | Nuannuan | 0 | |
| 543 | Zhongli | 0 | |
| 544 | Hsinchu Science Park | 0 | |
| 545 | Nanliao Fishery Harbor | 0 | |
| 546 | Hsinchu Chenghuang Temple Night Market | 0 | |
| 547 | Daba Peak | 0 | |
| 548 | Neiwan Railroad | 0 | |
| 549 | Guanwu National Forest Recreation Area | 0 | |
| 550 | Baguashan | 1 | 0.6% |
| 551 | Lugang Mazu Temple | 0 | |
| 552 | Rueili-Taihe Scenic Area | 0 | |
| 553 | Qigu Birdseeing | 0 | |
| 554 | Dragon and Tiger Pagodas | 0 | |
| 555 | Chijin Mazu Temple, Kaohsiung | 0 | |
| 556 | Confucius Temple (Kaohsiung) | 0 | |
| 557 | Xizi Bay | 4 | 2.5% |
| 558 | Kaohsiung Liuhe Night Market | 0 | |
| 559 | Urban Spotlight | 0 | |
| 560 | Kaohsiung Port | 0 | |
| 561 | Love River | 6 | 3.8% |
| 562 | Kaohsiung 85 Building | 1 | 0.6% |
| 563 | Zhungxing Tower | 0 | |
| 564 | Fushan Botanical Garden | 0 | |
| 565 | Toufen | 0 | |
| 566 | Nanfangao | 0 | |
| 567 | Hualien Harbor | 0 | |
| 568 | Hualien Seaside Park | 0 | |
| 569 | Whale and Dolphine Viewing Tour along East Coast | 0 | |
| 570 | Guanshan Bicycle Path | 0 | |
| 571 | Water Running Up | 0 | |
| 572 | Dulan Mountain | 0 | |
| 573 | 921 Earthquake Museum of Taiwan (Jiji) | 0 | |
| 574 | Teresa Teng Memorail Park (Yun Garden) | 0 | |
| 575 | Wufenpu Fashion Area | 1 | 0.6% |

d2_11: D2. What tourist spots have you visited on this trip?spot11

| Value | Label | Cases | Percentage |
|-------|--|-------|------------|
| 576 | Miramar Ferris Wheel | 4 | 2.5% |
| 577 | Dalongdong Baoan Temple | 0 | |
| 578 | Guanghua 3C Mall | 1 | 0.6% |
| 579 | Yuanwangkeng Park | 0 | |
| 580 | Waiao Ocean Recreational Area | 0 | |
| 581 | Shi Guanyin Temple | 0 | |
| 582 | Daxi Honeymoon Bay | 0 | |
| 583 | Jinshan Lion's Head Mountain | 0 | |
| 584 | Jinshan Zhongjiao Shazhu Bay | 0 | |
| 585 | Sanzhi Visitor Center and Gallery | 0 | |
| 586 | Sanzhi Qianshui Bay | 0 | |
| 587 | Sanzhi | 1 | 0.6% |
| 588 | Jiji Green Tunnel | 0 | |
| 589 | Hualien Sugar Factory | 0 | |
| 590 | Gongguan | 0 | |
| 591 | Qishan | 0 | |
| 592 | Meinong | 0 | |
| 593 | Jiaxian | 0 | |
| 594 | Shan-Ping Forest Ecological Garden | 0 | |
| 595 | Laingshan Recreation Area, Pingtung | 0 | |
| 596 | Goddess Temple (Magong, Penghu) | 0 | |
| 597 | Penghu Ocean-crossing Bridge | 0 | |
| 598 | Tongliang Great Banyuan | 0 | |
| 599 | Fongguei Cave | 1 | 0.6% |
| 600 | Matsu War and Peace Memorial Park | 0 | |
| 601 | Matsu Religions Park | 0 | |
| 602 | Beihai Recreation Area, Matsu | 0 | |
| 603 | Tsai Family Ancestral Shrine, Qionglin | 0 | |
| 604 | Tunnels in Qionglin Combat Village, Kinmen | 0 | |
| 605 | Huang Family Youtang Villa, Kinmen | 0 | |
| 606 | Deyue Tower Western-style Houses, Kinmen | 0 | |
| 607 | Confucius Temple | 0 | |
| 608 | Nanjichang Night Market | 0 | |
| 609 | Ninxia Night Market | 0 | |
| 610 | Sinjhuang Night Market | 0 | |
| 611 | Banciao Nanya Night Market | 0 | |
| 612 | Jhonghe Singnan Night Market | 0 | |
| 613 | Other Night Markets in Keelung City | 0 | |
| 614 | Jhongli Sinmin Night Market | 0 | |
| 615 | Taoyuan Tourist Night Market | 0 | |
| 616 | Taichung Fongjia Night Market | 0 | |
| 617 | Taichung Jhonghua Night Market | 0 | |
| 618 | Lugang trandtional snacks | 0 | |
| 619 | Chiayi Wenhua Rd. Night Market | 0 | |
| 620 | Kaohsiung Sinsing Night Market | 0 | |

| # d2_11: D2. What tourist spots have you visited on this trip?spot11 | | | |
|---|--|-------|-----------------------------|
| Value | Label | Cases | Percentage |
| 621 | Pingtung Minzu Rd. Night Market | 0 | |
| 622 | Yilan Luodong Night Market | 0 | |
| 623 | Hualien Nanbin Night Market | 0 | |
| 624 | Teresa Teng Memorail Park | 0 | |
| 625 | Tianlu Art Center | 1 | <div><div></div></div> 0.6% |
| 626 | Liugui Service Area | 0 | |
| Sysmiss | | 5345 | |
| Warning: these figures indicate the number of cases found in the data file. They cannot be interpreted as summary statistics of the population of interest. | | | |
| # d2_12: D2. What tourist spots have you visited on this trip?spot12 | | | |
| Information | [Type= discrete] [Format=numeric] [Range= 1-626] [Missing=*] | | |
| Statistics [NW/ W] | [Valid=88 /-] [Invalid=5416 /-] | | |
| Value | Label | Cases | Percentage |
| 1 | Taipei City | 0 | |
| 2 | Chiang Kaishek Memorial Hall | 1 | <div><div></div></div> 1.1% |
| 3 | National Palace Museum | 2 | <div><div></div></div> 2.3% |
| 4 | Other Night Markets in Taipei City | 0 | |
| 5 | Long Shan Temple | 2 | <div><div></div></div> 2.3% |
| 6 | Taipe Martyr's Shrine | 3 | <div><div></div></div> 3.4% |
| 7 | Yangmingshan National Park | 2 | <div><div></div></div> 2.3% |
| 8 | Dihua Street Night Market | 0 | |
| 9 | Chinese Culture & Movie Center | 0 | |
| 10 | National Taiwan College of Performing Arts | 0 | |
| 11 | Tienmu | 0 | |
| 12 | The Estern Distristic of Taipei | 0 | |
| 13 | Sun Yatsen Memorail Hall | 0 | |
| 14 | Mucha Maokong | 2 | <div><div></div></div> 2.3% |
| 15 | Taipei Zoo | 1 | <div><div></div></div> 1.1% |
| 16 | Jou Fen | 2 | <div><div></div></div> 2.3% |
| 17 | Xiemending | 4 | <div><div></div></div> 4.5% |
| 18 | Yehliu Ocean World | 0 | |
| 19 | Coastline park | 0 | |
| 20 | Taipei Botanical Garden | 0 | |
| 21 | Hsing Tian Kong (Xingtian Temple) | 0 | |
| 22 | Yangmingshuwu | 0 | |
| 23 | Taipei 101 | 7 | <div><div></div></div> 8.0% |
| 24 | Taipei Fine Art Museum | 0 | |
| 25 | National Museum of History | 1 | <div><div></div></div> 1.1% |
| 26 | National Taiwan Science Education Center | 0 | |
| 27 | Taipei zoo | 0 | |
| 28 | Taipei Children's Recreation Center | 0 | |
| 29 | Taipei Astronomical Museum | 0 | |
| 30 | Taipei Children's Museum of Transportation and Communication | 0 | |
| 31 | Chiang Kaishek's Shihlin Residence | 0 | |
| 32 | National Museum of Marine Biology & Aquarium | 0 | |

d2_12: D2. What tourist spots have you visited on this trip?spot12

| Value | Label | Cases | Percentage |
|-------|--|-------|------------|
| 33 | The Observatory of Shin Kong Life Tower | 0 | |
| 34 | Shilin Night Market | 0 | |
| 35 | Huaxi Street (Snake Alley) Night Market | 1 | 1.1% |
| 36 | Raohe Street Night Market | 0 | |
| 37 | Office of the President Republic of China (Taiwan) | 0 | |
| 38 | National Taiwan Arts Education Center | 0 | |
| 39 | 228 Peace Memorial Park | 0 | |
| 40 | Yuanshan | 0 | |
| 41 | Taipei Matro Mall | 2 | 2.3% |
| 42 | Juming Museum | 0 | |
| 43 | Beitou | 6 | 6.8% |
| 44 | Qing Shui Zu shi temple | 0 | |
| 45 | Lin An Tai Historical House & Museum | 0 | |
| 46 | Shung Ye Museum of Formosan Aborigines | 0 | |
| 47 | Taipei Main Station Shopping Area | 1 | 1.1% |
| 48 | Shung Ye Museum of Formosan Aborigines (Taipei) | 0 | |
| 49 | Miniatures Museum of Taiwan (Taipei) | 1 | 1.1% |
| 50 | Jianguo Flower and Jade Market | 0 | |
| 51 | Beitou Museum | 0 | |
| 52 | Matilda Resort | 0 | |
| 53 | Neptune Resort | 0 | |
| 54 | Yehliu | 2 | 2.3% |
| 55 | Shihmen (Stone) Arch | 0 | |
| 56 | Tiaoshih Coast / Jump-stone Coast | 0 | |
| 57 | Jinshan Hot-Spring Gym Pool | 0 | |
| 58 | New Jinshan Beach | 0 | |
| 59 | Green Bay Beach | 0 | |
| 60 | Guanyinshan | 0 | |
| 61 | Lailai Rock Fishing ?Area | 0 | |
| 62 | Shida Night Market | 0 | |
| 63 | Pinglin Tea Museum | 0 | |
| 64 | Yingge Ceramics Museum | 1 | 1.1% |
| 65 | Wulai | 0 | |
| 66 | Shihfen Waterfall | 0 | |
| 67 | Butian Lake | 2 | 2.3% |
| 68 | Manyueyuan National Forest Recreation Area | 0 | |
| 69 | Neidong National Forest Recreation Area | 0 | |
| 70 | Formosa Fun Coast | 0 | |
| 71 | Lele Valley Springs | 0 | |
| 72 | Yun Hsien Resort | 0 | |
| 73 | Bitou Harbor Service Area | 0 | |
| 74 | Longdongwan Coast Park | 0 | |
| 75 | Longdong South Ocean Park | 0 | |
| 76 | Fulong beach (including Fulong Visitor Center) | 0 | |
| 77 | Longmen Camp Site | 0 | |

d2_12: D2. What tourist spots have you visited on this trip?spot12

| Value | Label | Cases | Percentage |
|-------|---|-------|------------|
| 78 | Yanliao Beach Park | 0 | |
| 79 | Sandiaojaio Cape Lighthouse | 0 | |
| 80 | the Lin Family Mans | 0 | |
| 81 | Tamsui | 5 | 5.7% |
| 82 | Fort San Domingo | 0 | |
| 83 | Linkou | 0 | |
| 84 | Shihcheng Service Are | 0 | |
| 85 | The North Coast Tourist Routes | 0 | |
| 86 | The Lanyang Northern Cross Tourist Routes | 0 | |
| 87 | The Northeast Coast National Scenic Area | 1 | 1.1% |
| 88 | Keelung City | 0 | |
| 89 | Dawulun Gun Emplacement | 0 | |
| 90 | The Northeast Coastal Scenic Area | 0 | |
| 91 | Jhongjhrng Park | 1 | 1.1% |
| 92 | Valentine Lake Park | 0 | |
| 93 | East Canyon | 0 | |
| 94 | Sento Park | 0 | |
| 95 | Badou Zi Coastal Park | 0 | |
| 96 | Hepingdao Seashore Park | 0 | |
| 97 | Taoyuan County | 0 | |
| 98 | Shihmen Reservoir | 0 | |
| 99 | Window on China Theme Park | 0 | |
| 100 | Chung Cheng Aviation Museum | 0 | |
| 101 | Siaowulai Scenic Area | 0 | |
| 102 | Dongyanshan National Forest Recreation Area | 0 | |
| 103 | Lalashan Forest Reserve | 0 | |
| 104 | Wei Chuan Pushin Ranch | 0 | |
| 105 | Dragonball Bay | 0 | |
| 106 | Hsinchu City | 0 | |
| 107 | Leofoo Village Theme Park | 2 | 2.3% |
| 108 | Golden Bird Oceanic Park | 0 | |
| 109 | Little Ding-Dong Science Park | 0 | |
| 110 | Wanjui Forest Recreational Area | 0 | |
| 111 | Dasheng Amusement Park | 0 | |
| 112 | Qingquan Hot? Spring | 0 | |
| 113 | Ku Chi Peak | 0 | |
| 114 | Miaoli County | 0 | |
| 115 | Tri-Mountain National Scenic Area | 0 | |
| 116 | Lion's Head Mountain Scenic Area | 0 | |
| 117 | Kuanwu Cottage,? Shei-Pa National Park | 0 | |
| 118 | Mingde Reservoir | 0 | |
| 119 | Qiding Beach Resort | 0 | |
| 120 | Tongxiao Beach Resort | 0 | |
| 121 | Shangri-La Amusement Park | 0 | |
| 122 | New China City Amusement World | 0 | |

d2_12: D2. What tourist spots have you visited on this trip?spot12

| Value | Label | Cases | Percentage |
|-------|--|-------|------------|
| 123 | Sanyi Wood Sculpture Museum | 0 | |
| 124 | West Lake Resortopia | 0 | |
| 125 | Evergreen Valley Forest Amusement | 0 | |
| 126 | Taoyuan, Hsinchu and Miaoli Tourist Routes | 0 | |
| 127 | Taichung City | 0 | |
| 128 | National Museum of Natural Science | 0 | |
| 129 | Encore Garden | 0 | |
| 130 | Dungshr Forest Farm | 0 | |
| 131 | Dasyueshan National Forest Recreation Area | 0 | |
| 132 | Taiwan Studio City | 0 | |
| 133 | Lishan Recreation Area | 0 | |
| 134 | Shei-pa National Park | 0 | |
| 136 | Wuling National Forest Recreation Area | 0 | |
| 137 | Fushoushan Farm | 0 | |
| 138 | Tiehchenshan Mountain Recreation Area | 0 | |
| 139 | Basianshan National Forest Recreation Area | 0 | |
| 140 | Dasyueshan National Forest Recreation Area | 0 | |
| 141 | Daan Beach | 0 | |
| 142 | The Ryukoku natural amusement park | 0 | |
| 143 | Yamay Resort | 0 | |
| 144 | Tungshan Amusement Park | 0 | |
| 145 | Nantou County | 0 | |
| 146 | Sitou Forest Recreation Area | 0 | |
| 147 | Sun Link Sea Forest Recreation Area | 0 | |
| 148 | Formosan Aboriginal Culture Village | 1 | 1.1% |
| 149 | Atayal Village | 0 | |
| 150 | The Sunmoonlake Scenic Area | 2 | 2.3% |
| 151 | Cingjing Farm | 0 | |
| 152 | Wushe Scenic Area | 0 | |
| 153 | Hehuanshan National Forest Recreation Area | 0 | |
| 154 | Yushan National Park | 0 | |
| 155 | Tataka Recreation Area | 0 | |
| 156 | Sun Moon Lake Tourist Routes | 0 | |
| 157 | Panshan Battle Trenches | 0 | |
| 158 | Chung-Tai Buddhist Temple | 0 | |
| 159 | Shoutian Temple | 0 | |
| 160 | Cihu (Kinmen) | 0 | |
| 161 | Phoenix Valley Bird Park | 0 | |
| 162 | Taiwan Endemic Species Research Institute | 0 | |
| 163 | Dakuanshan Nature Reserve | 0 | |
| 164 | Dongpu Hot Spring | 0 | |
| 165 | Aowanda National Forest Recreation Area | 0 | |
| 166 | Huisun Forest Recreation Area | 0 | |
| 167 | Laiji | 0 | |
| 168 | Hehuanshan National Forest Recreation Area | 0 | |

d2_12: D2. What tourist spots have you visited on this trip?spot12

| Value | Label | Cases | Percentage |
|-------|---|-------|------------|
| 169 | Changhua County | 0 | |
| 170 | Lugang Folk Arts Museum | 0 | |
| 171 | Taiwan Folk Village | 0 | |
| 172 | Songboling Forest Park | 0 | |
| 173 | Hu Shan Yan | 0 | |
| 174 | The new Baiguoshan Amusement | 0 | |
| 175 | Chingshuiyan Scout Camp | 0 | |
| 176 | ?Tienchung Forest Park | 0 | |
| 177 | The Great Buddha Sculpture | 0 | |
| 178 | Longshan Temple, Lugang | 0 | |
| 179 | Confucius Temple, Chunghua | 0 | |
| 180 | Yunlin County | 0 | |
| 181 | Southwest Coast Tourism Routes | 0 | |
| 182 | Southwest Coast Scenic Area | 0 | |
| 183 | JanFuSun Fancyworld | 1 | 1.1% |
| 184 | Tsaoling | 0 | |
| 185 | San Tiao Lun? Beach ?Park | 0 | |
| 186 | BeiGang ChaoTian Temple | 0 | |
| 187 | Chiayi County | 0 | |
| 188 | Lijia | 0 | |
| 189 | Alishan National Scenic Area | 4 | 4.5% |
| 190 | Shou Shan | 0 | |
| 191 | Alishan Tourism Routes | 0 | |
| 192 | Danayigu | 0 | |
| 193 | Fengshan Ecology Garden | 0 | |
| 194 | Guanyin Waterfall Scenic Area | 0 | |
| 195 | China Folk-Custom Village | 0 | |
| 196 | Big Chiayi Theme Park | 0 | |
| 197 | Chiayi Farm Ecological Resort | 0 | |
| 198 | Ren-Yi Tan | 0 | |
| 199 | Lantan | 0 | |
| 200 | Tainan City | 0 | |
| 201 | Chihkan Tower | 0 | |
| 202 | Old Fort of Anping (Fort Zeelandia) | 0 | |
| 203 | Wu Shan Tou Reservoir | 0 | |
| 204 | Anping Port National Historical Scenic Area | 0 | |
| 205 | The Jianshan Pi Reservoir Scenic Area | 0 | |
| 206 | Zengwun Dam | 0 | |
| 207 | Coral Lake | 0 | |
| 208 | Guan Zih Ling | 1 | 1.1% |
| 209 | Hutoubei Scenic Area | 0 | |
| 210 | Tsou-Ma-Lai Farm | 0 | |
| 211 | Leopard King Safari Zoo | 0 | |
| 212 | Mashagou Seafront Beach ?Park | 0 | |
| 213 | Woozland | 0 | |

d2_12: D2. What tourist spots have you visited on this trip?spot12

| Value | Label | Cases | Percentage |
|-------|--|-------|------------|
| 214 | Daitianfu Temple, Madou | 0 | |
| 215 | Daitianfu Temple, Nankunshen | 0 | |
| 216 | Koxinga Shrine | 0 | |
| 217 | Eternal Fortress | 0 | |
| 218 | Confucius Temple, Tainan | 2 | 2.3% |
| 219 | War God Temple | 0 | |
| 220 | Five Concubines Temple | 0 | |
| 221 | Great Empress of Heaven Temple | 0 | |
| 222 | Kaohsiung City | 0 | |
| 223 | Spring Autumn Pavilions in Zuoying | 0 | |
| 224 | Chengching Lake | 1 | 1.1% |
| 225 | Foguangshan | 0 | |
| 226 | Maolin Scenic Area (including Lovers' Valley and Duona Sprin | 0 | |
| 227 | Kaohsiung-Pingtung the Foothills Tourism Routes (Including K | 0 | |
| 228 | Meishan Visitor Center | 0 | |
| 229 | Shoushan Zoo | 0 | |
| 230 | Kaohsiung Historic Museum | 0 | |
| 231 | Cijin Seashore Park | 0 | |
| 232 | Lotus Pond | 2 | 2.3% |
| 233 | National Science and Technology Museum | 0 | |
| 234 | Kaoshiung Museum of Fine Arts | 0 | |
| 235 | Kaohsiung Museum of History | 0 | |
| 236 | Pingtung Farm | 0 | |
| 238 | Tengjhih National Forest Recreation Area | 0 | |
| 239 | Cijin Beach ?Park | 0 | |
| 240 | Blue Lagoon Water Park | 0 | |
| 241 | Grand World InternationalVillage | 0 | |
| 242 | Boalai, Bulao Hot Springs | 0 | |
| 243 | ?Former Sinwei Tree?Nursery | 0 | |
| 244 | Eighteen Arhats Mountain Area | 0 | |
| 245 | Bridge Recreation Area | 0 | |
| 246 | Bang Abdominal Creek Recreation Areas | 0 | |
| 247 | Pingtung County | 0 | |
| 248 | Kenting National Park | 0 | |
| 249 | Jiaosi | 1 | 1.1% |
| 250 | Eluanbi Park | 0 | |
| 251 | Maobitou Park | 0 | |
| 252 | Kenting National Forest Recreation Area | 0 | |
| 253 | Kenting Space Port | 0 | |
| 254 | Jialeshuei Scenic Area | 0 | |
| 255 | Sheding Nature Park | 0 | |
| 256 | Nanwan Beach Recreation Area | 0 | |
| 257 | Shiaowan Beach Recreation Area | 0 | |
| 258 | The Sisal Industry History Monument | 0 | |
| 259 | Longluan Lake Nature Center | 0 | |

d2_12: D2. What tourist spots have you visited on this trip?spot12

| Value | Label | Cases | Percentage |
|-------|--|-------|------------|
| 260 | Shadao Shell Beach Exhibition Hall | 0 | |
| 261 | National Museum of Marine Biology & Aquarium | 0 | |
| 262 | Hengchun Peninsula Tourist Routes | 0 | |
| 263 | Dapeng Bay National Scenic Area | 0 | |
| 264 | Liuqiu (Shiaoliuqiu) | 0 | |
| 265 | Shiaoliuqiu Tourism Diving Boat | 0 | |
| 266 | Holiday Theme Park | 0 | |
| 267 | Jiliang Mountain Tourist Routes (Including Hualien, Yilan, T | 0 | |
| 268 | Taiwan Aboriginal Culture Park | 0 | |
| 269 | Shuangliou National Forest Recreation Area | 0 | |
| 270 | Kenting Beach | 0 | |
| 271 | Yilan County | 0 | |
| 272 | Tung Shan Science Area | 0 | |
| 273 | Dahu | 0 | |
| 274 | Wufengqi Scenic Area | 0 | |
| 275 | Meihua Lake | 0 | |
| 276 | Longtan Lake | 0 | |
| 277 | Taipingshan National Forest Recreation Area | 0 | |
| 278 | Cilan Forest Recreation Area | 0 | |
| 279 | Mingchih Forest Recreation Area | 0 | |
| 280 | Toucheng Beach | 0 | |
| 281 | Chilan Forest Playground | 0 | |
| 282 | Dali Visitor Center | 0 | |
| 283 | Beiguan Tidal Park | 0 | |
| 284 | Mt. Taiping | 0 | |
| 285 | Wuling Farm | 0 | |
| 286 | Wulaokeng Scenic Area | 0 | |
| 287 | Su-ao Cold Spring | 1 | 1.1% |
| 288 | Hualine County | 0 | |
| 289 | Taroko, Tienhsiang | 4 | 4.5% |
| 290 | Oriental Hawaii | 0 | |
| 291 | Xiuguluan River Rafting Area | 0 | |
| 292 | Shihtiping Recreation Area | 0 | |
| 293 | Jici Beach | 0 | |
| 294 | Hualien Ranger Station | 0 | |
| 295 | East Rift Valley National Scenic Area (including Hualien, Ta | 0 | |
| 296 | Liyu Lake Scenic Area | 0 | |
| 297 | Chihnan National Forest Recreation Area | 0 | |
| 298 | Chao Feng Ranch & Resort | 0 | |
| 299 | Fuyuan National Forest Recreation Area | 0 | |
| 300 | Nan-an Visitor Center, Yushan National Park | 0 | |
| 301 | Lingtien Mountain | 0 | |
| 302 | Shihti Harbor | 0 | |
| 303 | Pulowan Recreation Area | 0 | |
| 304 | Wenshan Springs | 0 | |

d2_12: D2. What tourist spots have you visited on this trip?spot12

| Value | Label | Cases | Percentage |
|-------|--|-------|------------|
| 305 | Fugang Harbor | 0 | |
| 306 | The East Coast (Baxian Cave (Baxiandong), Shihtiping, Sansia | 0 | |
| 307 | Ligi Mudstone Badlands Geopark in Eastern Taiwan | 0 | |
| 308 | Hualien & Taitung Tourist Routes (including Hualien, Taitun | 0 | |
| 309 | Taitung County | 0 | |
| 310 | Jhihben | 0 | |
| 311 | Jialulan | 0 | |
| 312 | Shanyuan Beach | 0 | |
| 313 | Sansiantai (Terrace of the Three Immortals) | 0 | |
| 314 | Basian Cave (Basiandong) | 0 | |
| 315 | East Coast National Scenic Area Administration Headquarters | 0 | |
| 316 | Guanshan Water Park | 0 | |
| 317 | Chihshang Pastoral T.S.C. | 0 | |
| 318 | Chulu Pasturage | 0 | |
| 319 | East Coast National Scenic Area (including Hualien, Taitung) | 0 | |
| 320 | Taitung Veterans Farm | 0 | |
| 321 | Jhihben National Forest Recreation Area | 0 | |
| 322 | Lyudao (Green Island) | 0 | |
| 323 | Lanyu (Orchid Island) | 0 | |
| 324 | Penghu County | 0 | |
| 325 | Penghu National Scenic Area | 0 | |
| 326 | Penghu Visitor Center | 0 | |
| 327 | South Sea Visitor Center | 0 | |
| 328 | North Sea Visitor Center | 0 | |
| 329 | Penghu Aquarium | 0 | |
| 330 | Lintou Park | 0 | |
| 331 | Siyu Western Fort | 0 | |
| 332 | Jibei Island | 0 | |
| 333 | Center for the Promotion of the Tourism Industry | 0 | |
| 334 | Kinmen County | 0 | |
| 335 | Kinmen National Park | 0 | |
| 336 | Sun Yat-sen Memorial Forest | 0 | |
| 337 | Jhaishan | 0 | |
| 338 | Nature Center | 0 | |
| 339 | Guniungtou War Museum | 0 | |
| 340 | Kinmen Folk Culture Village | 0 | |
| 341 | Juguang Tower | 0 | |
| 342 | Xibian Beach | 0 | |
| 343 | Lienchiang County | 0 | |
| 344 | Offshore Islands Tourism Routes (Including: Kinmen, Matsu, P | 0 | |
| 345 | Round Island Railway Tourism Routes | 0 | |
| 346 | National Floriculture Park | 0 | |
| 347 | Temples | 0 | |
| 348 | Taipei County | 0 | |
| 349 | Other Night Markets in Taipei County | 0 | |

d2_12: D2. What tourist spots have you visited on this trip?spot12

| Value | Label | Cases | Percentage |
|-------|--|-------|------------|
| 350 | Keelung Miaokow Night Market | 0 | |
| 351 | Other Night Markets in Taoyuan County | 0 | |
| 352 | Other Night Markets in Hsinchu City | 0 | |
| 353 | Hsinchu County | 0 | |
| 354 | Other Night Markets in Hsinchu County | 0 | |
| 355 | Other Night Markets in Miaoli County | 0 | |
| 356 | Other Night Markets in Taichung City | 0 | |
| 357 | Taichung County | 0 | |
| 358 | Other Night Markets in Taichung County | 0 | |
| 359 | Other Night Markets in Changhua County | 0 | |
| 360 | Other Night Markets in Yunlin County | 0 | |
| 361 | Other Night Markets in Chiayi County | 0 | |
| 362 | Other Night Markets in Tainan City | 0 | |
| 363 | Tainan County | 0 | |
| 364 | Other Night Markets in Tainan County | 0 | |
| 365 | Kaohsiung County | 0 | |
| 366 | Other Night Markets in Kaohsiung County | 0 | |
| 367 | Other Night Markets in Kaohsiung City | 0 | |
| 368 | Other Night Markets in Pingtung County | 0 | |
| 369 | Other Night Markets in Taitung County | 0 | |
| 370 | Other Night Markets in Hualine County | 0 | |
| 371 | Other Night Markets in Yilan County | 0 | |
| 372 | Other Night Markets in Kinmen County | 0 | |
| 373 | Other Night Markets in Nantou County | 0 | |
| 374 | Other Night Markets in Penghu County | 0 | |
| 375 | Other Night Markets in Lienchiang County | 0 | |
| 378 | Chiayi City | 0 | |
| 379 | Other Night Markets in Chiayi City | 0 | |
| 380 | Amis Cultural Village | 0 | |
| 381 | Gongguan Night Market | 0 | |
| 382 | Shihciouling Gun Emplacement | 0 | |
| 383 | Bisha Fishery Harbor | 0 | |
| 384 | Jinguashi | 0 | |
| 385 | Nanya Erosion Rocks Area (including Beaches and Mountain Tra | 0 | |
| 386 | Bitou Cape Park (Including Bitou Cape Trail) | 0 | |
| 387 | Jinshawan Beach Park | 0 | |
| 388 | Aodi Fishery Harbor | 0 | |
| 389 | Mao'ao Fishery Village | 0 | |
| 390 | Caoling Historic Trail | 0 | |
| 391 | Pinlin | 0 | |
| 392 | Sanxia | 1 | 1.1% |
| 393 | Yingge | 0 | |
| 394 | Jinshan | 0 | |
| 395 | Temple of Eighteen Deities | 0 | |
| 396 | Fugui Cape | 0 | |

d2_12: D2. What tourist spots have you visited on this trip?spot12

| Value | Label | Cases | Percentage |
|-------|--|-------|------------|
| 397 | Baisha Bay | 0 | |
| 398 | Tamsui Old Street | 0 | |
| 399 | Tamshui Fishman's Wharf | 0 | |
| 400 | Taipei County Shinsanhang Museum of Archaeology | 0 | |
| 401 | Baling | 0 | |
| 402 | Dashi | 0 | |
| 403 | Cihu | 0 | |
| 404 | Neiwan | 0 | |
| 405 | Beipu | 0 | |
| 406 | Taian hot Springs | 0 | |
| 407 | Hwataoyao | 0 | |
| 408 | Zhuolan | 0 | |
| 409 | Sihyuan Yakou | 0 | |
| 410 | Huanshan | 0 | |
| 411 | Jiayang | 0 | |
| 412 | Deji | 0 | |
| 413 | Dayuling | 0 | |
| 414 | Lushan Hot Springs | 0 | |
| 415 | Puli | 0 | |
| 416 | Guguan | 0 | |
| 417 | Songhe Tribe | 0 | |
| 418 | Qub-Shou-Yao, Puli | 0 | |
| 419 | Minghu Reservoir | 0 | |
| 420 | Mingtai Reservoir | 0 | |
| 421 | Checheng Train Station | 0 | |
| 422 | DengyingAcademy | 0 | |
| 423 | National Taiwan Craft Research and Development Institute | 0 | |
| 424 | Puli Distillery | 0 | |
| 425 | Guangxing Paper Factory | 0 | |
| 426 | Sing Ling Temple | 0 | |
| 427 | Hua-Ji-Man-Mo Monument | 0 | |
| 428 | Endemic Species Research Institute | 0 | |
| 429 | Mingcin Academy | 0 | |
| 430 | Jiji | 0 | |
| 431 | Tenshing Kiln Ceramics Cultural Park | 0 | |
| 432 | Dongshih Fishery Harbor | 0 | |
| 433 | Luermen Tianhou Temple | 0 | |
| 434 | Sicao Dazhong Temple and Gun Emplacement | 0 | |
| 435 | Xishu Golden Beach | 0 | |
| 436 | Tainan Siaobei Night Market | 0 | |
| 437 | Chukou | 0 | |
| 438 | Shanme | 0 | |
| 439 | Shizhuo | 0 | |
| 440 | Dabang | 0 | |
| 441 | Tefuye | 0 | |

d2_12: D2. What tourist spots have you visited on this trip?spot12

| Value | Label | Cases | Percentage |
|-------|--|-------|------------|
| 442 | Fenqihu | 0 | |
| 443 | Ruili | 0 | |
| 444 | Sandimen | 0 | |
| 445 | Saijia Amusement Park | 0 | |
| 446 | Gaushu | 0 | |
| 447 | Ligang | 0 | |
| 448 | Yanban (Slate) Lane, Wutai Township | 0 | |
| 449 | Duona Village's Stone Slab Houses | 0 | |
| 450 | Sichongxi | 0 | |
| 451 | Qing-Zhou Beach Recreation Areas | 0 | |
| 452 | Pei Kuan Resort | 0 | |
| 453 | Dali Tiangong Temple | 0 | |
| 454 | Toucheng Recreation Farm | 0 | |
| 455 | Wushih Harbor | 0 | |
| 456 | Guishan Island (Turtle Island) | 0 | |
| 457 | National DongHua University | 0 | |
| 458 | Yi Yuan Resort | 0 | |
| 459 | Promisedland Resort & Lagoon | 0 | |
| 460 | Fenglin Recreation Areas | 0 | |
| 461 | Mataian Wetland Ecological Park | 0 | |
| 462 | Ruisui Hongye Springs | 0 | |
| 463 | Wuhe Tourist Tea Plantation & Saoba Stone Pillars | 0 | |
| 464 | Antong Hot Springs, Yuli | 0 | |
| 465 | Liushidan Mountain | 0 | |
| 466 | Loushan Waterfall | 0 | |
| 467 | Dashi Fishery Harbor | 0 | |
| 468 | Qixing Lake (Qixingtian) | 0 | |
| 469 | Hualien Farglory Ocean Park | 0 | |
| 470 | Dapo Pond & Chishang Pastoral Resort | 0 | |
| 471 | Luyeh High Terrace Tourism Tea Plantation | 0 | |
| 472 | Taitung Hungyeh (Red Leaves) Hot Spring Riverside Park | 0 | |
| 473 | Chengkong Harbor | 0 | |
| 474 | Beinan Cultural Park | 0 | |
| 475 | National Museum of Prehistory | 0 | |
| 476 | Taimali | 0 | |
| 477 | Penghu Mazu Temple (Magung) | 0 | |
| 478 | Wang'an Island | 0 | |
| 479 | Qimei Island | 0 | |
| 480 | Hujing Island | 0 | |
| 481 | Tongpan Island | 0 | |
| 482 | Shuangli Wetlands Nature Center | 0 | |
| 483 | Sanhou Folk Culture Village | 0 | |
| 484 | Tai Lake | 0 | |
| 485 | Gugang Lake | 0 | |
| 486 | Shuangli Lake | 0 | |

d2_12: D2. What tourist spots have you visited on this trip?spot12

| Value | Label | Cases | Percentage |
|-------|---|-------|------------|
| 487 | Lingshui Lake | 0 | |
| 488 | Qiu Liang-Gung's Mother Chastity Arch | 0 | |
| 489 | Wentai Pagoda | 0 | |
| 490 | Sihwei Tunnel | 0 | |
| 491 | Jhaishan Tunnel | 0 | |
| 492 | Qionglin | 0 | |
| 493 | August 23rd Bombardment Memorial Hall | 0 | |
| 494 | Mashan Broadcasting and Observation Station | 0 | |
| 495 | Beishan Old Western-style House | 0 | |
| 496 | Taiwu Mountain | 0 | |
| 497 | Beishan Traditional Residency | 0 | |
| 498 | Kinmen Kaoliang Liquor Inc. | 0 | |
| 499 | Wujiang River Estuary | 0 | |
| 500 | Shuitou | 0 | |
| 501 | Guniungtou cliff | 0 | |
| 502 | Qinbi Village, Beigan | 0 | |
| 503 | Bishan Sightseeing Platform | 0 | |
| 504 | Banli-to-Wusha Recreation Area | 0 | |
| 505 | Daqiu Island | 0 | |
| 506 | Beihai Tunnel | 0 | |
| 507 | Tiebao | 0 | |
| 508 | Matsu Liquor Factory (Tunnel 88) | 0 | |
| 509 | Niujiao Village | 0 | |
| 510 | Yanxiu Tidal Echo (Matsu) | 0 | |
| 511 | A Thread of Sky (Matsu) | 0 | |
| 512 | Andong Tunnel | 0 | |
| 513 | Chaste Maiden Cave | 0 | |
| 514 | Dongyong Lighthouse | 0 | |
| 515 | Dapu Monument | 0 | |
| 516 | Dongquan Lighthouse | 0 | |
| 517 | Caipu bay | 0 | |
| 518 | Kunqiu Beach | 0 | |
| 519 | Beigan | 0 | |
| 520 | Nangan | 0 | |
| 521 | Dongyin | 0 | |
| 522 | Jyuguang | 0 | |
| 523 | Jingmei Night Market | 0 | |
| 524 | Linjiang St. Night Market | 0 | |
| 525 | Dahu Park | 0 | |
| 526 | The Beitou Hot Springs Museum | 0 | |
| 527 | Xinyi Shopping Distric | 0 | |
| 528 | Haujiang Waterfowl Nature Park | 0 | |
| 529 | Dajia Riverside Park | 0 | |
| 530 | SPOT-Taipei Film House | 0 | |
| 531 | The Redhouse Theater | 0 | |

d2_12: D2. What tourist spots have you visited on this trip?spot12

| Value | Label | Cases | Percentage |
|-------|--|-------|------------|
| 532 | Museum of Contemporary Art, Taipei | 0 | |
| 533 | Postal Museum | 0 | |
| 534 | Taiwan Handcraft Promotion Center | 0 | |
| 535 | Shenkeng Old Street | 2 | 2.3% |
| 536 | Pingxi | 0 | |
| 537 | Museum of World Religions | 0 | |
| 538 | Yonghe Lehua Night Market | 0 | |
| 539 | Blue Highway Tourism Routes | 0 | |
| 540 | Ershawan Gun Emplacement | 0 | |
| 541 | Keelung Port | 0 | |
| 542 | Nuannuan | 0 | |
| 543 | Zhongli | 0 | |
| 544 | Hsinchu Science Park | 0 | |
| 545 | Nanliao Fishery Harbor | 0 | |
| 546 | Hsinchu Chenghuang Temple Night Market | 0 | |
| 547 | Daba Peak | 0 | |
| 548 | Neiwan Railroad | 1 | 1.1% |
| 549 | Guanwu National Forest Recreation Area | 0 | |
| 550 | Baguashan | 0 | |
| 551 | Lugang Mazu Temple | 0 | |
| 552 | Rueili-Taihe Scenic Area | 0 | |
| 553 | Qigu Birdseeing | 0 | |
| 554 | Dragon and Tiger Pagodas | 0 | |
| 555 | Chijin Mazu Temple, Kaohsiung | 0 | |
| 556 | Confucius Temple (Kaohsiung) | 0 | |
| 557 | Xizi Bay | 2 | 2.3% |
| 558 | Kaohsiung Liuhe Night Market | 0 | |
| 559 | Urban Spotlight | 1 | 1.1% |
| 560 | Kaohsiung Port | 0 | |
| 561 | Love River | 0 | |
| 562 | Kaohsiung 85 Building | 0 | |
| 563 | Zhungxing Tower | 0 | |
| 564 | Fushan Botanical Garden | 0 | |
| 565 | Toufen | 0 | |
| 566 | Nanfangao | 0 | |
| 567 | Hualien Harbor | 0 | |
| 568 | Hualien Seaside Park | 0 | |
| 569 | Whale and Dolphine Viewing Tour along East Coast | 0 | |
| 570 | Guanshan Bicycle Path | 0 | |
| 571 | Water Running Up | 0 | |
| 572 | Dulan Mountain | 0 | |
| 573 | 921 Earthquake Museum of Taiwan (Jiji) | 0 | |
| 574 | Teresa Teng Memorail Park (Yun Garden) | 0 | |
| 575 | Wufenpu Fashion Area | 2 | 2.3% |
| 576 | Miramar Ferris Wheel | 4 | 4.5% |

d2_12: D2. What tourist spots have you visited on this trip?spot12



| Value | Label | Cases | Percentage |
|-------|--|-------|------------|
| 577 | Dalongdong Baoan Temple | 0 | |
| 578 | Guanghua 3C Mall | 3 | 3.4% |
| 579 | Yuanwangkeng Park | 0 | |
| 580 | Waiao Ocean Recreational Area | 0 | |
| 581 | Shi Guanyin Temple | 0 | |
| 582 | Daxi Honeymoon Bay | 0 | |
| 583 | Jinshan Lion's Head Mountain | 0 | |
| 584 | Jinshan Zhongjiao Shazhu Bay | 0 | |
| 585 | Sanzhi Visitor Center and Gallery | 0 | |
| 586 | Sanzhi Qianshui Bay | 0 | |
| 587 | Sanzhi | 0 | |
| 588 | Jiji Green Tunnel | 0 | |
| 589 | Hualien Sugar Factory | 0 | |
| 590 | Gongguan | 0 | |
| 591 | Qishan | 0 | |
| 592 | Meinong | 0 | |
| 593 | Jiaxian | 0 | |
| 594 | Shan-Ping Forest Ecological Garden | 0 | |
| 595 | Laingshan Recreation Area, Pingtung | 0 | |
| 596 | Goddess Temple (Magong, Penghu) | 0 | |
| 597 | Penghu Ocean-crossing Bridge | 0 | |
| 598 | Tongliang Great Banyuan | 0 | |
| 599 | Fongguei Cave | 0 | |
| 600 | Matsu War and Peace Memorial Park | 0 | |
| 601 | Matsu Religions Park | 0 | |
| 602 | Beihai Recreation Area, Matsu | 0 | |
| 603 | Tsai Family Ancestral Shrine, Qionglin | 0 | |
| 604 | Tunnels in Qionglin Combat Village, Kinmen | 0 | |
| 605 | Huang Family Youtang Villa, Kinmen | 0 | |
| 606 | Deyue Tower Western-style Houses, Kinmen | 0 | |
| 607 | Confucius Temple | 0 | |
| 608 | Nanjichang Night Market | 0 | |
| 609 | Ninxia Night Market | 0 | |
| 610 | Sinjhuang Night Market | 0 | |
| 611 | Banciao Nanya Night Market | 0 | |
| 612 | Jhonghe Singnan Night Market | 0 | |
| 613 | Other Night Markets in Keelung City | 0 | |
| 614 | Jhongli Sinmin Night Market | 0 | |
| 615 | Taoyuan Tourist Night Market | 0 | |
| 616 | Taichung Fongjia Night Market | 0 | |
| 617 | Taichung Jhonghua Night Market | 0 | |
| 618 | Lugang trandtional snacks | 0 | |
| 619 | Chiayi Wenhua Rd. Night Market | 0 | |
| 620 | Kaohsiung Sinsing Night Market | 0 | |
| 621 | Pingtung Minzu Rd. Night Market | 0 | |

| # d2_12: D2. What tourist spots have you visited on this trip?spot12 | | | |
|---|--|-------|------------------|
| Value | Label | Cases | Percentage |
| 622 | Yilan Luodong Night Market | 0 | |
| 623 | Hualien Nanbin Night Market | 0 | |
| 624 | Teresa Teng Memorail Park | 0 | |
| 625 | Tianlu Art Center | 0 | |
| 626 | Liugui Service Area | 0 | |
| Sysmiss | | 5416 | |
| Warning: these figures indicate the number of cases found in the data file. They cannot be interpreted as summary statistics of the population of interest. | | | |
| # d2_13: D2. What tourist spots have you visited on this trip?spot13 | | | |
| Information | [Type= discrete] [Format=numeric] [Range= 1-626] [Missing=*] | | |
| Statistics [NW/ W] | [Valid=51 /-] [Invalid=5453 /-] | | |
| Value | Label | Cases | Percentage |
| 1 | Taipei City | 0 | |
| 2 | Chiang Kaishek Memorial Hall | 2 | <div></div> 3.9% |
| 3 | National Palace Museum | 3 | <div></div> 5.9% |
| 4 | Other Night Markets in Taipei City | 0 | |
| 5 | Long Shan Temple | 1 | <div></div> 2.0% |
| 6 | Taipe Martyr's Shrine | 1 | <div></div> 2.0% |
| 7 | Yangmingshan National Park | 0 | |
| 8 | Dihua Street Night Market | 0 | |
| 9 | Chinese Culture & Movie Center | 0 | |
| 10 | National Taiwan College of Performing Arts | 0 | |
| 11 | Tienmu | 0 | |
| 12 | The Estern Distristic of Taipei | 1 | <div></div> 2.0% |
| 13 | Sun Yatsen Memorail Hall | 0 | |
| 14 | Mucha Maokong | 1 | <div></div> 2.0% |
| 15 | Taipei Zoo | 1 | <div></div> 2.0% |
| 16 | Jou Fen | 1 | <div></div> 2.0% |
| 17 | Xiemending | 2 | <div></div> 3.9% |
| 18 | Yehliu Ocean World | 0 | |
| 19 | Coastline park | 0 | |
| 20 | Taipei Botanical Garden | 0 | |
| 21 | Hsing Tian Kong (Xingtian Temple) | 0 | |
| 22 | Yangmingshuwu | 0 | |
| 23 | Taipei 101 | 1 | <div></div> 2.0% |
| 24 | Taipei Fine Art Museum | 1 | <div></div> 2.0% |
| 25 | National Museum of History | 0 | |
| 26 | National Taiwan Science Education Center | 0 | |
| 27 | Taipei zoo | 0 | |
| 28 | Taipei Children's Recreation Center | 0 | |
| 29 | Taipei Astronomical Museum | 0 | |
| 30 | Taipei Children's Museum of Transportation and Communication | 0 | |
| 31 | Chiang Kaishek's Shihlin Residence | 0 | |
| 32 | National Museum of Marine Biology & Aquarium | 0 | |
| 33 | The Observatory of Shin Kong Life Tower | 0 | |

d2_13: D2. What tourist spots have you visited on this trip?spot13

| Value | Label | Cases | Percentage |
|-------|--|-------|------------|
| 34 | Shilin Night Market | 0 | |
| 35 | Huaxi Street (Snake Alley) Night Market | 0 | |
| 36 | Raohe Street Night Market | 0 | |
| 37 | Office of the President Republic of China (Taiwan) | 0 | |
| 38 | National Taiwan Arts Education Center | 0 | |
| 39 | 228 Peace Memorial Park | 0 | |
| 40 | Yuanshan | 0 | |
| 41 | Taipei Matro Mall | 0 | |
| 42 | Juming Museum | 0 | |
| 43 | Beitou | 2 | 3.9% |
| 44 | Qing Shui Zu shi temple | 0 | |
| 45 | Lin An Tai Historical House & Museum | 0 | |
| 46 | Shung Ye Museum of Formosan Aborigines | 0 | |
| 47 | Taipei Main Station Shopping Area | 2 | 3.9% |
| 48 | Shung Ye Museum of Formosan Aborigines (Taipei) | 0 | |
| 49 | Miniatures Museum of Taiwan (Taipei) | 1 | 2.0% |
| 50 | Jianguo Flower and Jade Market | 0 | |
| 51 | Beitou Museum | 0 | |
| 52 | Matilda Resort | 0 | |
| 53 | Neptune Resort | 0 | |
| 54 | Yehliu | 0 | |
| 55 | Shihmen (Stone) Arch | 0 | |
| 56 | Tiaoshih Coast / Jump-stone Coast | 0 | |
| 57 | Jinshan Hot-Spring Gym Pool | 0 | |
| 58 | New Jinshan Beach | 0 | |
| 59 | Green Bay Beach | 0 | |
| 60 | Guanyinshan | 0 | |
| 61 | Lailai Rock Fishing ?Area | 0 | |
| 62 | Shida Night Market | 0 | |
| 63 | Pinglin Tea Museum | 0 | |
| 64 | Yingge Ceramics Museum | 0 | |
| 65 | Wulai | 1 | 2.0% |
| 66 | Shihfen Waterfall | 0 | |
| 67 | Butian Lake | 0 | |
| 68 | Manyueyuan National Forest Recreation Area | 0 | |
| 69 | Neidong National Forest Recreation Area | 0 | |
| 70 | Formosa Fun Coast | 0 | |
| 71 | Lele Valley Springs | 0 | |
| 72 | Yun Hsien Resort | 0 | |
| 73 | Bitou Harbor Service Area | 0 | |
| 74 | Longdongwan Coast Park | 0 | |
| 75 | Longdong South Ocean Park | 0 | |
| 76 | Fulong beach (inclcuding Fulong Visitor Center) | 0 | |
| 77 | Longmen Camp Site | 0 | |
| 78 | Yanliao Beach Park | 0 | |

d2_13: D2. What tourist spots have you visited on this trip?spot13

| Value | Label | Cases | Percentage |
|-------|---|-------|--|
| 79 | Sandiaojiao Cape Lighthouse | 0 |  |
| 80 | the Lin Family Mans | 0 | |
| 81 | Tamsui | 3 | |
| 82 | Fort San Domingo | 0 | |
| 83 | Linkou | 0 | |
| 84 | Shihcheng Service Are | 0 | |
| 85 | The North Coast Tourist Routes | 0 | |
| 86 | The Lanyang Northern Cross Tourist Routes | 0 | |
| 87 | The Northeast Coast National Scenic Area | 0 | |
| 88 | Keelung City | 0 | |
| 89 | Dawulun Gun Emplacement | 0 | |
| 90 | The Northeast Coastal Scenic Area | 0 | |
| 91 | Jhongjhrng Park | 0 | |
| 92 | Valentine Lake Park | 0 | |
| 93 | East Canyon | 0 | |
| 94 | Sento Park | 0 | |
| 95 | Badou Zi Coastal Park | 0 | |
| 96 | Hepingdao Seashore Park | 0 | |
| 97 | Taoyuan County | 0 |  |
| 98 | Shihmen Reservoir | 0 | |
| 99 | Window on China Theme Park | 1 | |
| 100 | Chung Cheng Aviation Museum | 0 | |
| 101 | Siaowulai Scenic Area | 0 | |
| 102 | Dongyanshan National Forest Recreation Area | 0 | |
| 103 | Lalashan Forest Reserve | 0 | |
| 104 | Wei Chuan Pushin Ranch | 0 | |
| 105 | Dragonball Bay | 0 | |
| 106 | Hsinchu City | 0 | |
| 107 | Leofoo Village Theme Park | 0 | |
| 108 | Golden Bird Oceanic Park | 0 | |
| 109 | Little Ding-Dong Science Park | 0 | |
| 110 | Wanjui Forest Recreational Area | 0 | |
| 111 | Dasheng Amusement Park | 0 | |
| 112 | Qingquan Hot? Spring | 0 | |
| 113 | Ku Chi Peak | 0 | |
| 114 | Miaoli County | 0 | |
| 115 | Tri-Mountain National Scenic Area | 0 | |
| 116 | Lion's Head Mountain Scenic Area | 0 | |
| 117 | Kuanwu Cottage,? Shei-Pa National Park | 0 | |
| 118 | Mingde Reservoir | 0 | |
| 119 | Qiding Beach Resort | 0 | |
| 120 | Tongxiao Beach Resort | 0 | |
| 121 | Shangri-La Amusement Park | 0 | |
| 122 | New China City Amusement World | 0 | |
| 123 | Sanyi Wood Sculpture Museum | 0 | |

d2_13: D2. What tourist spots have you visited on this trip?spot13

| Value | Label | Cases | Percentage |
|-------|--|-------|------------|
| 124 | West Lake Resortopia | 0 | |
| 125 | Evergreen Valley Forest Amusement | 0 | |
| 126 | Taoyuan, Hsinchu and Miaoli Tourist Routes | 0 | |
| 127 | Taichung City | 0 | |
| 128 | National Museum of Natural Science | 0 | |
| 129 | Encore Garden | 0 | |
| 130 | Dungshu Forest Farm | 0 | |
| 131 | Dasyueshan National Forest Recreation Area | 0 | |
| 132 | Taiwan Studio City | 0 | |
| 133 | Lishan Recreation Area | 0 | |
| 134 | Shei-pa National Park | 0 | |
| 136 | Wuling National Forest Recreation Area | 0 | |
| 137 | Fushoushan Farm | 0 | |
| 138 | Tiehchenshan Mountain Recreation Area | 0 | |
| 139 | Basianshan National Forest Recreation Area | 0 | |
| 140 | Dasyueshan National Forest Recreation Area | 0 | |
| 141 | Daan Beach | 0 | |
| 142 | The Ryukoku natural amusement park | 0 | |
| 143 | Yamay Resort | 0 | |
| 144 | Tungshan Amusement Park | 0 | |
| 145 | Nantou County | 0 | |
| 146 | Sitou Forest Recreation Area | 0 | |
| 147 | Sun Link Sea Forest Recreation Area | 0 | |
| 148 | Formosan Aboriginal Culture Village | 0 | |
| 149 | Atayal Village | 0 | |
| 150 | The Sunmoonlake Scenic Area | 2 | 3.9% |
| 151 | Cingjing Farm | 1 | 2.0% |
| 152 | Wushe Scenic Area | 0 | |
| 153 | Hehuanshan National Forest Recreation Area | 0 | |
| 154 | Yushan National Park | 0 | |
| 155 | Tataka Recreation Area | 0 | |
| 156 | Sun Moon Lake Tourist Routes | 0 | |
| 157 | Panshan Battle Trenches | 0 | |
| 158 | Chung-Tai Buddhist Temple | 0 | |
| 159 | Shoutian Temple | 0 | |
| 160 | Cihu (Kinmen) | 0 | |
| 161 | Phoenix Valley Bird Park | 0 | |
| 162 | Taiwan Endemic Species Research Institute | 0 | |
| 163 | Dakuanshan Nature Reserve | 0 | |
| 164 | Dongpu Hot Spring | 0 | |
| 165 | Aowanda National Forest Recreation Area | 0 | |
| 166 | Huisun Forest Recreation Area | 0 | |
| 167 | Laiji | 0 | |
| 168 | Hehuanshan National Forest Recreation Area | 0 | |
| 169 | Changhua County | 0 | |

d2_13: D2. What tourist spots have you visited on this trip?spot13

| Value | Label | Cases | Percentage |
|-------|---|-------|------------|
| 170 | Lugang Folk Arts Museum | 0 | |
| 171 | Taiwan Folk Village | 0 | |
| 172 | Songboling Forest Park | 0 | |
| 173 | Hu Shan Yan | 0 | |
| 174 | The new Baiguoshan Amusement | 0 | |
| 175 | Chingshuiyan Scout Camp | 0 | |
| 176 | ?Tienchung Forest Park | 0 | |
| 177 | The Great Buddha Sculpture | 0 | |
| 178 | Longshan Temple, Lugang | 0 | |
| 179 | Confucius Temple, Chunghua | 0 | |
| 180 | Yunlin County | 0 | |
| 181 | Southwest Coast Tourism Routes | 0 | |
| 182 | Southwest Coast Scenic Area | 0 | |
| 183 | JanFuSun Fancyworld | 0 | |
| 184 | Tsaoling | 0 | |
| 185 | San Tiao Lun? Beach ?Park | 0 | |
| 186 | BeiGang ChaoTian Temple | 0 | |
| 187 | Chiayi County | 0 | |
| 188 | Lijia | 0 | |
| 189 | Alishan National Scenic Area | 0 | |
| 190 | Shou Shan | 0 | |
| 191 | Alishan Tourism Routes | 0 | |
| 192 | Danayigu | 0 | |
| 193 | Fengshan Ecology Garden | 0 | |
| 194 | Guanyin Waterfall Scenic Area | 0 | |
| 195 | China Folk-Custom Village | 0 | |
| 196 | Big Chiayi Theme Park | 0 | |
| 197 | Chiayi Farm Ecological Resort | 0 | |
| 198 | Ren-Yi Tan | 0 | |
| 199 | Lantan | 0 | |
| 200 | Tainan City | 0 | |
| 201 | Chihkan Tower | 0 | |
| 202 | Old Fort of Anping (Fort Zeelandia) | 0 | |
| 203 | Wu Shan Tou Reservoir | 0 | |
| 204 | Anping Port National Historical Scenic Area | 0 | |
| 205 | The Jianshan Pi Reservoir Scenic Area | 0 | |
| 206 | Zengwun Dam | 0 | |
| 207 | Coral Lake | 0 | |
| 208 | Guan Zih Ling | 0 | |
| 209 | Hutoubai Scenic Area | 0 | |
| 210 | Tsou-Ma-Lai Farm | 0 | |
| 211 | Leopard King Safari Zoo | 0 | |
| 212 | Mashagou Seafront Beach ?Park | 0 | |
| 213 | Woozland | 0 | |
| 214 | Daitianfu Temple, Madou | 0 | |

d2_13: D2. What tourist spots have you visited on this trip?spot13

| Value | Label | Cases | Percentage |
|-------|--|-------|------------|
| 215 | Daitianfu Temple, Nankunshen | 0 | |
| 216 | Koxinga Shrine | 0 | |
| 217 | Eternal Fortress | 0 | |
| 218 | Confucius Temple, Tainan | 0 | |
| 219 | War God Temple | 0 | |
| 220 | Five Concubines Temple | 0 | |
| 221 | Great Empress of Heaven Temple | 1 | 2.0% |
| 222 | Kaohsiung City | 0 | |
| 223 | Spring Autumn Pavilions in Zuoying | 0 | |
| 224 | Chengching Lake | 0 | |
| 225 | Foguangshan | 0 | |
| 226 | Maolin Scenic Area (including Lovers' Valley and Duona Sprin | 0 | |
| 227 | Kaohsiung-Pingtung the Foothills Tourism Routes (Including K | 0 | |
| 228 | Meishan Visitor Center | 0 | |
| 229 | Shoushan Zoo | 0 | |
| 230 | Kaohsiung Historic Museum | 0 | |
| 231 | Cijin Seashore Park | 0 | |
| 232 | Lotus Pond | 0 | |
| 233 | National Science and Technology Museum | 0 | |
| 234 | Kaohsiung Museum of Fine Arts | 0 | |
| 235 | Kaohsiung Museum of History | 0 | |
| 236 | Pingtung Farm | 0 | |
| 238 | Tengjih National Forest Recreation Area | 0 | |
| 239 | Cijin Beach ?Park | 0 | |
| 240 | Blue Lagoon Water Park | 0 | |
| 241 | Grand World InternationalVillage | 0 | |
| 242 | Boalai, Bulao Hot Springs | 0 | |
| 243 | ?Former Sinwei Tree?Nursery | 0 | |
| 244 | Eighteen Arhats Mountain Area | 0 | |
| 245 | Bridge Recreation Area | 0 | |
| 246 | Bang Abdominal Creek Recreation Areas | 0 | |
| 247 | Pingtung County | 0 | |
| 248 | Kenting National Park | 6 | 11.8% |
| 249 | Jiaosi | 1 | 2.0% |
| 250 | Eluanbi Park | 0 | |
| 251 | Maobitou Park | 0 | |
| 252 | Kenting National Forest Recreation Area | 0 | |
| 253 | Kenting Space Port | 0 | |
| 254 | Jialeshuei Scenic Area | 0 | |
| 255 | Sheding Nature Park | 0 | |
| 256 | Nanwan Beach Recreation Area | 0 | |
| 257 | Shiaowan Beach Recreation Area | 0 | |
| 258 | The Sisal Industry History Monument | 0 | |
| 259 | Longluan Lake Nature Center | 0 | |
| 260 | Shadao Shell Beach Exhibition Hall | 0 | |

d2_13: D2. What tourist spots have you visited on this trip?spot13

| Value | Label | Cases | Percentage |
|-------|--|-------|------------|
| 261 | National Museum of Marine Biology & Aquarium | 0 | |
| 262 | Hengchun Peninsula Tourist Routes | 0 | |
| 263 | Dapeng Bay National Scenic Area | 0 | |
| 264 | Liuqiu (Shiaoliuqiu) | 0 | |
| 265 | Shiaoliuqiu Tourism Diving Boat | 0 | |
| 266 | Holiday Theme Park | 0 | |
| 267 | Jiliang Mountain Tourist Routes (Including Hualien, Yilan, T | 0 | |
| 268 | Taiwan Aboriginal Culture Park | 0 | |
| 269 | Shuangliou National Forest Recreation Area | 0 | |
| 270 | Kenting Beach | 0 | |
| 271 | Yilan County | 0 | |
| 272 | Tung Shan Science Area | 0 | |
| 273 | Dahu | 0 | |
| 274 | Wufengqi Scenic Area | 0 | |
| 275 | Meihua Lake | 0 | |
| 276 | Longtan Lake | 0 | |
| 277 | Taipingshan National Forest Recreation Area | 0 | |
| 278 | Cilan Forest Recreation Area | 0 | |
| 279 | Mingchih Forest Recreation Area | 0 | |
| 280 | Toucheng Beach | 0 | |
| 281 | Chilan Forest Playground | 0 | |
| 282 | Dali Visitor Center | 0 | |
| 283 | Beiguan Tidal Park | 0 | |
| 284 | Mt. Taiping | 0 | |
| 285 | Wuling Farm | 0 | |
| 286 | Wulaokeng Scenic Area | 0 | |
| 287 | Su-ao Cold Spring | 0 | |
| 288 | Hualine County | 0 | |
| 289 | Taroko, Tienhsiang | 1 | 2.0% |
| 290 | Oriental Hawaii | 0 | |
| 291 | Xiuguluan River Rafting Area | 0 | |
| 292 | Shihtiping Recreation Area | 0 | |
| 293 | Jici Beach | 0 | |
| 294 | Hualien Ranger Station | 0 | |
| 295 | East Rift Valley National Scenic Area (including Hualien, Ta | 0 | |
| 296 | Liyu Lake Scenic Area | 0 | |
| 297 | Chihnan National Forest Recreation Area | 0 | |
| 298 | Chao Feng Ranch & Resort | 0 | |
| 299 | Fuyuan National Forest Recreation Area | 0 | |
| 300 | Nan-an Visitor Center, Yushan National Park | 0 | |
| 301 | Lingtien Mountain | 0 | |
| 302 | Shihti Harbor | 0 | |
| 303 | Pulowan Recreation Area | 0 | |
| 304 | Wenshan Springs | 0 | |
| 305 | Fugang Harbor | 0 | |

d2_13: D2. What tourist spots have you visited on this trip?spot13

| Value | Label | Cases | Percentage |
|-------|--|-------|------------|
| 306 | The East Coast (Baxian Cave (Baxiandong), Shihtiping, Sansia | 0 | 2.0% |
| 307 | Ligi Mudstone Badlands Geopark in Eastern Taiwan | 0 | |
| 308 | Hualien & Taitung Tourist Routes (including Hualien, Taitun | 0 | |
| 309 | Taitung County | 0 | |
| 310 | Jhihben | 1 | |
| 311 | Jialulan | 0 | |
| 312 | Shanyuan Beach | 0 | |
| 313 | Sansiantai (Terrace of the Three Immortals) | 0 | |
| 314 | Basian Cave (Basiandong) | 0 | |
| 315 | East Coast National Scenic Area Administration Headquarters | 0 | |
| 316 | Guanshan Water Park | 0 | 2.0% |
| 317 | Chihshang Pastoral T.S.C. | 0 | |
| 318 | Chulu Pasturage | 0 | |
| 319 | East Coast National Scenic Area (including Hualien, Taitung) | 0 | |
| 320 | Taitung Veterans Farm | 0 | |
| 321 | Jhihben National Forest Recreation Area | 0 | |
| 322 | Lyudao (Green Island) | 1 | |
| 323 | Lanyu (Orchid Island) | 0 | |
| 324 | Penghu County | 0 | |
| 325 | Penghu National Scenic Area | 0 | |
| 326 | Penghu Visitor Center | 0 | |
| 327 | South Sea Visitor Center | 0 | |
| 328 | North Sea Visitor Center | 0 | |
| 329 | Penghu Aquarium | 0 | |
| 330 | Lintou Park | 0 | |
| 331 | Siyu Western Fort | 0 | |
| 332 | Jibei Island | 0 | |
| 333 | Center for the Promotion of the Tourism Industry | 0 | |
| 334 | Kinmen County | 0 | |
| 335 | Kinmen National Park | 0 | |
| 336 | Sun Yat-sen Memorial Forest | 0 | |
| 337 | Jhaishan | 0 | |
| 338 | Nature Center | 0 | |
| 339 | Guniungtou War Museum | 0 | |
| 340 | Kinmen Folk Culture Village | 0 | |
| 341 | Juguang Tower | 0 | |
| 342 | Xibian Beach | 0 | |
| 343 | Lienchiang County | 0 | |
| 344 | Offshore Islands Tourism Routes (Including: Kinmen, Matsu, P | 0 | |
| 345 | Round Island Railway Tourism Routes | 0 | |
| 346 | National Floriculture Park | 0 | |
| 347 | Temples | 0 | |
| 348 | Taipei County | 0 | |
| 349 | Other Night Markets in Taipei County | 0 | |
| 350 | Keelung Miaokow Night Market | 0 | |

d2_13: D2. What tourist spots have you visited on this trip?spot13

| Value | Label | Cases | Percentage |
|-------|--|-------|------------|
| 351 | Other Night Markets in Taoyuan County | 0 | |
| 352 | Other Night Markets in Hsinchu City | 0 | |
| 353 | Hsinchu County | 0 | |
| 354 | Other Night Markets in Hsinchu County | 0 | |
| 355 | Other Night Markets in Miaoli County | 0 | |
| 356 | Other Night Markets in Taichung City | 0 | |
| 357 | Taichung County | 0 | |
| 358 | Other Night Markets in Taichung County | 0 | |
| 359 | Other Night Markets in Changhua County | 0 | |
| 360 | Other Night Markets in Yunlin County | 0 | |
| 361 | Other Night Markets in Chiayi County | 0 | |
| 362 | Other Night Markets in Tainan City | 0 | |
| 363 | Tainan County | 0 | |
| 364 | Other Night Markets in Tainan County | 0 | |
| 365 | Kaohsiung County | 0 | |
| 366 | Other Night Markets in Kaohsiung County | 0 | |
| 367 | Other Night Markets in Kaohsiung City | 0 | |
| 368 | Other Night Markets in Pingtung County | 0 | |
| 369 | Other Night Markets in Taitung County | 0 | |
| 370 | Other Night Markets in Hualine County | 0 | |
| 371 | Other Night Markets in Yilan County | 0 | |
| 372 | Other Night Markets in Kinmen County | 0 | |
| 373 | Other Night Markets in Nantou County | 0 | |
| 374 | Other Night Markets in Penghu County | 0 | |
| 375 | Other Night Markets in Lienchiang County | 0 | |
| 378 | Chiayi City | 0 | |
| 379 | Other Night Markets in Chiayi City | 0 | |
| 380 | Amis Cultural Village | 0 | |
| 381 | Gongguan Night Market | 0 | |
| 382 | Shihciouling Gun Emplacement | 0 | |
| 383 | Bisha Fishery Harbor | 0 | |
| 384 | Jinguashi | 1 | 2.0% |
| 385 | Nanya Erosion Rocks Area (including Beaches and Mountain Tra | 0 | |
| 386 | Bitou Cape Park (Including Bitou Cape Trail) | 0 | |
| 387 | Jinshawan Beach Park | 0 | |
| 388 | Aodi Fishery Harbor | 0 | |
| 389 | Mao'ao Fishery Village | 0 | |
| 390 | Caoling Historic Trail | 0 | |
| 391 | Pinlin | 0 | |
| 392 | Sanxia | 0 | |
| 393 | Yingge | 0 | |
| 394 | Jinshan | 0 | |
| 395 | Temple of Eighteen Deities | 0 | |
| 396 | Fugui Cape | 0 | |
| 397 | Baisha Bay | 0 | |

d2_13: D2. What tourist spots have you visited on this trip?spot13

| Value | Label | Cases | Percentage |
|-------|--|-------|------------|
| 398 | Tamsui Old Street | 0 | |
| 399 | Tamshui Fishman's Wharf | 0 | |
| 400 | Taipei County Shinsanhang Museum of Archaeology | 0 | |
| 401 | Baling | 0 | |
| 402 | Dashi | 0 | |
| 403 | Cihu | 0 | |
| 404 | Neiwan | 0 | |
| 405 | Beipu | 0 | |
| 406 | Taian hot Springs | 0 | |
| 407 | Hwataoyao | 0 | |
| 408 | Zhuolan | 0 | |
| 409 | Sihyuan Yakou | 0 | |
| 410 | Huanshan | 0 | |
| 411 | Jiayang | 0 | |
| 412 | Deji | 0 | |
| 413 | Dayuling | 0 | |
| 414 | Lushan Hot Springs | 0 | |
| 415 | Puli | 0 | |
| 416 | Guguan | 2 | 3.9% |
| 417 | Songhe Tribe | 0 | |
| 418 | Qub-Shou-Yao, Puli | 0 | |
| 419 | Minghu Reservoir | 0 | |
| 420 | Mingtai Reservoir | 0 | |
| 421 | Checheng Train Station | 0 | |
| 422 | DengyingAcademy | 0 | |
| 423 | National Taiwan Craft Research and Development Institute | 0 | |
| 424 | Puli Distillery | 0 | |
| 425 | Guangxing Paper Factory | 0 | |
| 426 | Sing Ling Temple | 0 | |
| 427 | Hua-Ji-Man-Mo Monument | 0 | |
| 428 | Endemic Species Research Institute | 0 | |
| 429 | Mingcin Academy | 0 | |
| 430 | Jiji | 0 | |
| 431 | Tenshing Kiln Ceramics Cultural Park | 0 | |
| 432 | Dongshih Fishery Harbor | 0 | |
| 433 | Luermen Tianhou Temple | 0 | |
| 434 | Sicao Dazhong Temple and Gun Emplacement | 0 | |
| 435 | Xishu Golden Beach | 0 | |
| 436 | Tainan Siaobei Night Market | 0 | |
| 437 | Chukou | 0 | |
| 438 | Shanme | 0 | |
| 439 | Shizhuo | 0 | |
| 440 | Dabang | 0 | |
| 441 | Tefuye | 0 | |
| 442 | Fenqihu | 0 | |

d2_13: D2. What tourist spots have you visited on this trip?spot13

| Value | Label | Cases | Percentage |
|-------|--|-------|------------|
| 443 | Ruili | 0 | |
| 444 | Sandimen | 0 | |
| 445 | Saijia Amusement Park | 0 | |
| 446 | Gaushu | 0 | |
| 447 | Ligang | 0 | |
| 448 | Yanban (Slate) Lane, Wutai Township | 0 | |
| 449 | Duona Village's Stone Slab Houses | 0 | |
| 450 | Sichongxi | 0 | |
| 451 | Qing-Zhou Beach Recreation Areas | 0 | |
| 452 | Pei Kuan Resort | 0 | |
| 453 | Dali Tiangong Temple | 0 | |
| 454 | Toucheng Recreation Farm | 0 | |
| 455 | Wushih Harbor | 0 | |
| 456 | Guishan Island (Turtle Island) | 0 | |
| 457 | National DongHua University | 0 | |
| 458 | Yi Yuan Resort | 0 | |
| 459 | Promisedland Resort & Lagoon | 0 | |
| 460 | Fenglin Recreation Areas | 0 | |
| 461 | Mataian Wetland Ecological Park | 0 | |
| 462 | Ruisui Hongye Springs | 0 | |
| 463 | Wuhe Tourist Tea Plantation & Saoba Stone Pillars | 0 | |
| 464 | Antong Hot Springs, Yuli | 0 | |
| 465 | Liushidan Mountain | 0 | |
| 466 | Loushan Waterfall | 0 | |
| 467 | Dashi Fishery Harbor | 0 | |
| 468 | Qixing Lake (Qixingtian) | 0 | |
| 469 | Hualien Farglory Ocean Park | 1 | 2.0% |
| 470 | Dapo Pond & Chishang Pastoral Resort | 0 | |
| 471 | Luyeh High Terrace Tourism Tea Plantation | 0 | |
| 472 | Taitung Hungyeh (Red Leaves) Hot Spring Riverside Park | 0 | |
| 473 | Chengkong Harbor | 0 | |
| 474 | Beinan Cultural Park | 0 | |
| 475 | National Museum of Prehistory | 0 | |
| 476 | Taimali | 0 | |
| 477 | Penghu Mazu Temple (Magung) | 0 | |
| 478 | Wang'an Island | 0 | |
| 479 | Qimei Island | 0 | |
| 480 | Hujing Island | 0 | |
| 481 | Tongpan Island | 0 | |
| 482 | Shuangli Wetlands Nature Center | 0 | |
| 483 | Sanhou Folk Culture Village | 0 | |
| 484 | Tai Lake | 0 | |
| 485 | Gugang Lake | 0 | |
| 486 | Shuangli Lake | 0 | |
| 487 | Lingshui Lake | 0 | |

d2_13: D2. What tourist spots have you visited on this trip?spot13

| Value | Label | Cases | Percentage |
|-------|---|-------|------------|
| 488 | Qiu Liang-Gung's Mother Chastity Arch | 0 | |
| 489 | Wentai Pagoda | 0 | |
| 490 | Sihwei Tunnel | 0 | |
| 491 | Jhaishan Tunnel | 0 | |
| 492 | Qionglin | 0 | |
| 493 | August 23rd Bombardment Memorial Hall | 0 | |
| 494 | Mashan Broadcasting and Observation Station | 0 | |
| 495 | Beishan Old Western-style House | 0 | |
| 496 | Taiwu Mountain | 0 | |
| 497 | Beishan Traditional Residency | 0 | |
| 498 | Kinmen Kaoliang Liquor Inc. | 0 | |
| 499 | Wujiang River Estuary | 0 | |
| 500 | Shuitou | 0 | |
| 501 | Guniungtou cliff | 0 | |
| 502 | Qinbi Village, Beigan | 0 | |
| 503 | Bishan Sightseeing Platform | 0 | |
| 504 | Banli-to-Wusha Recreation Area | 0 | |
| 505 | Daqiu Island | 0 | |
| 506 | Beihai Tunnel | 0 | |
| 507 | Tiebao | 0 | |
| 508 | Matsu Liquor Factory (Tunnel 88) | 0 | |
| 509 | Niujiao Village | 0 | |
| 510 | Yanxiu Tidal Echo (Matsu) | 0 | |
| 511 | A Thread of Sky (Matsu) | 0 | |
| 512 | Andong Tunnel | 0 | |
| 513 | Chaste Maiden Cave | 0 | |
| 514 | Dongyong Lighthouse | 0 | |
| 515 | Dapu Monument | 0 | |
| 516 | Dongquan Lighthouse | 0 | |
| 517 | Caipu bay | 0 | |
| 518 | Kunqiu Beach | 0 | |
| 519 | Beigan | 0 | |
| 520 | Nangan | 0 | |
| 521 | Dongyin | 0 | |
| 522 | Jyuguang | 0 | |
| 523 | Jingmei Night Market | 0 | |
| 524 | Linjiang St. Night Market | 0 | |
| 525 | Dahu Park | 0 | |
| 526 | The Beitou Hot Springs Museum | 0 | |
| 527 | Xinyi Shopping Distric | 0 | |
| 528 | Haujiang Waterfowl Nature Park | 0 | |
| 529 | Dajia Riverside Park | 0 | |
| 530 | SPOT-Taipei Film House | 0 | |
| 531 | The Redhouse Theater | 1 | 2.0% |
| 532 | Museum of Contemporary Art, Taipei | 0 | |

d2_13: D2. What tourist spots have you visited on this trip?spot13

| Value | Label | Cases | Percentage |
|-------|--|-------|------------|
| 533 | Postal Museum | 0 | |
| 534 | Taiwan Handcraft Promotion Center | 0 | |
| 535 | Shenkeng Old Street | 1 | 2.0% |
| 536 | Pingxi | 0 | |
| 537 | Museum of World Religions | 0 | |
| 538 | Yonghe Lehua Night Market | 0 | |
| 539 | Blue Highway Tourism Routes | 0 | |
| 540 | Ershawan Gun Emplacement | 0 | |
| 541 | Keelung Port | 0 | |
| 542 | Nuannuan | 0 | |
| 543 | Zhongli | 0 | |
| 544 | Hsinchu Science Park | 0 | |
| 545 | Nanliao Fishery Harbor | 0 | |
| 546 | Hsinchu Chenghuang Temple Night Market | 0 | |
| 547 | Daba Peak | 0 | |
| 548 | Neiwan Railroad | 0 | |
| 549 | Guanwu National Forest Recreation Area | 0 | |
| 550 | Baguashan | 0 | |
| 551 | Lugang Mazu Temple | 0 | |
| 552 | Rueili-Taihe Scenic Area | 0 | |
| 553 | Qigu Birdseeing | 0 | |
| 554 | Dragon and Tiger Pagodas | 1 | 2.0% |
| 555 | Chijin Mazu Temple, Kaohsiung | 0 | |
| 556 | Confucius Temple (Kaohsiung) | 0 | |
| 557 | Xizi Bay | 0 | |
| 558 | Kaohsiung Liuhe Night Market | 0 | |
| 559 | Urban Spotlight | 0 | |
| 560 | Kaohsiung Port | 0 | |
| 561 | Love River | 2 | 3.9% |
| 562 | Kaohsiung 85 Building | 0 | |
| 563 | Zhungxing Tower | 0 | |
| 564 | Fushan Botanical Garden | 1 | 2.0% |
| 565 | Toufen | 0 | |
| 566 | Nanfangao | 0 | |
| 567 | Hualien Harbor | 0 | |
| 568 | Hualien Seaside Park | 0 | |
| 569 | Whale and Dolphine Viewing Tour along East Coast | 0 | |
| 570 | Guanshan Bicycle Path | 0 | |
| 571 | Water Running Up | 0 | |
| 572 | Dulan Mountain | 0 | |
| 573 | 921 Earthquake Museum of Taiwan (Jiji) | 0 | |
| 574 | Teresa Teng Memorail Park (Yun Garden) | 0 | |
| 575 | Wufenpu Fashion Area | 0 | |
| 576 | Miramar Ferris Wheel | 2 | 3.9% |
| 577 | Dalongdong Baoan Temple | 0 | |

d2_13: D2. What tourist spots have you visited on this trip?spot13

| Value | Label | Cases | Percentage |
|-------|--|-------|------------|
| 578 | Guanghua 3C Mall | 0 | |
| 579 | Yuanwangkeng Park | 0 | |
| 580 | Waiao Ocean Recreational Area | 0 | |
| 581 | Shi Guanyin Temple | 0 | |
| 582 | Daxi Honeymoon Bay | 0 | |
| 583 | Jinshan Lion's Head Mountain | 0 | |
| 584 | Jinshan Zhongjiao Shazhu Bay | 0 | |
| 585 | Sanzhi Visitor Center and Gallery | 0 | |
| 586 | Sanzhi Qianshui Bay | 0 | |
| 587 | Sanzhi | 0 | |
| 588 | Jiji Green Tunnel | 0 | |
| 589 | Hualien Sugar Factory | 0 | |
| 590 | Gongguan | 0 | |
| 591 | Qishan | 0 | |
| 592 | Meinong | 0 | |
| 593 | Jiaxian | 0 | |
| 594 | Shan-Ping Forest Ecological Garden | 0 | |
| 595 | Laingshan Recreation Area, Pingtung | 0 | |
| 596 | Goddess Temple (Magong, Penghu) | 0 | |
| 597 | Penghu Ocean-crossing Bridge | 0 | |
| 598 | Tongliang Great Banyuan | 0 | |
| 599 | Fongguei Cave | 0 | |
| 600 | Matsu War and Peace Memorial Park | 0 | |
| 601 | Matsu Religions Park | 0 | |
| 602 | Beihai Recreation Area, Matsu | 0 | |
| 603 | Tsai Family Ancestral Shrine, Qionglin | 0 | |
| 604 | Tunnels in Qionglin Combat Village, Kinmen | 0 | |
| 605 | Huang Family Yutang Villa, Kinmen | 0 | |
| 606 | Deyue Tower Western-style Houses, Kinmen | 0 | |
| 607 | Confucius Temple | 0 | |
| 608 | Nanjichang Night Market | 0 | |
| 609 | Ninxia Night Market | 0 | |
| 610 | Sinjhuang Night Market | 0 | |
| 611 | Banciao Nanya Night Market | 0 | |
| 612 | Jhonghe Singnan Night Market | 0 | |
| 613 | Other Night Markets in Keelung City | 0 | |
| 614 | Jhongli Sinmin Night Market | 0 | |
| 615 | Taoyuan Tourist Night Market | 0 | |
| 616 | Taichung Fongjia Night Market | 0 | |
| 617 | Taichung Jhonghua Night Market | 0 | |
| 618 | Lugang trandtional snacks | 0 | |
| 619 | Chiayi Wenhua Rd. Night Market | 0 | |
| 620 | Kaohsiung Sinsing Night Market | 0 | |
| 621 | Pingtung Minzu Rd. Night Market | 0 | |
| 622 | Yilan Luodong Night Market | 0 | |

| # d2_13: D2. What tourist spots have you visited on this trip?spot13 | | | |
|---|--|--|------------|
| Value | Label | Cases | Percentage |
| 623 | Hualien Nanbin Night Market | 0 | |
| 624 | Teresa Teng Memorail Park | 0 | |
| 625 | Tianlu Art Center | 0 | |
| 626 | Liugui Service Area | 0 | |
| Sysmiss | | 5453 | |
| Warning: these figures indicate the number of cases found in the data file. They cannot be interpreted as summary statistics of the population of interest. | | | |
| # d2_14: D2. What tourist spots have you visited on this trip?spot14 | | | |
| Information | | [Type= discrete] [Format=numeric] [Range= 1-626] [Missing=*] | |
| Statistics [NW/ W] | | [Valid=22 /-] [Invalid=5482 /-] | |
| Value | Label | Cases | Percentage |
| 1 | Taipei City | 0 | |
| 2 | Chiang Kaishek Memorial Hall | 0 | |
| 3 | National Palace Museum | 0 | |
| 4 | Other Night Markets in Taipei City | 0 | |
| 5 | Long Shan Temple | 0 | |
| 6 | Taipe Martyr's Shrine | 0 | |
| 7 | Yangmingshan National Park | 0 | |
| 8 | Dihua Street Night Market | 0 | |
| 9 | Chinese Culture & Movie Center | 0 | |
| 10 | National Taiwan College of Performing Arts | 0 | |
| 11 | Tienmu | 0 | |
| 12 | The Estern Distristic of Taipei | 0 | |
| 13 | Sun Yatsen Memorail Hall | 1 | |
| 14 | Mucha Maokong | 1 | 4.5% |
| 15 | Taipei Zoo | 0 | |
| 16 | Jou Fen | 1 | |
| 17 | Xiemending | 2 | 9.1% |
| 18 | Yehliu Ocean World | 0 | |
| 19 | Coastline park | 0 | |
| 20 | Taipei Botanical Garden | 0 | |
| 21 | Hsing Tian Kong (Xingtian Temple) | 0 | |
| 22 | Yangmingshuwu | 0 | |
| 23 | Taipei 101 | 1 | 4.5% |
| 24 | Taipei Fine Art Museum | 0 | |
| 25 | National Museum of History | 0 | |
| 26 | National Taiwan Science Education Center | 0 | |
| 27 | Taipei zoo | 0 | |
| 28 | Taipei Children's Recreation Center | 0 | |
| 29 | Taipei Astronomical Museum | 0 | |
| 30 | Taipei Children's Museum of Transportation and Communication | 0 | |
| 31 | Chiang Kaishek's Shihlin Residence | 1 | |
| 32 | National Museum of Marine Biology & Aquarium | 0 | |
| 33 | The Observatory of Shin Kong Life Tower | 0 | |
| 34 | Shilin Night Market | 0 | |

d2_14: D2. What tourist spots have you visited on this trip?spot14

| Value | Label | Cases | Percentage |
|-------|--|-------|------------|
| 35 | Huaxi Street (Snake Alley) Night Market | 0 | 4.5% |
| 36 | Raohe Street Night Market | 0 | |
| 37 | Office of the President Republic of China (Taiwan) | 0 | |
| 38 | National Taiwan Arts Education Center | 0 | |
| 39 | 228 Peace Memorial Park | 0 | |
| 40 | Yuanshan | 0 | |
| 41 | Taipei Matro Mall | 0 | |
| 42 | Juming Museum | 1 | |
| 43 | Beitou | 0 | |
| 44 | Qing Shui Zu shi temple | 0 | |
| 45 | Lin An Tai Historical House & Museum | 0 | |
| 46 | Shung Ye Museum of Formosan Aborigines | 0 | |
| 47 | Taipei Main Station Shopping Area | 0 | |
| 48 | Shung Ye Museum of Formosan Aborigines (Taipei) | 0 | |
| 49 | Miniatures Museum of Taiwan (Taipei) | 0 | |
| 50 | Jianguo Flower and Jade Market | 0 | |
| 51 | Beitou Museum | 0 | |
| 52 | Matilda Resort | 0 | |
| 53 | Neptune Resort | 0 | |
| 54 | Yehliu | 0 | |
| 55 | Shihmen (Stone) Arch | 0 | |
| 56 | Tiaoshih Coast / Jump-stone Coast | 0 | |
| 57 | Jinshan Hot-Spring Gym Pool | 0 | |
| 58 | New Jinshan Beach | 0 | |
| 59 | Green Bay Beach | 0 | |
| 60 | Guanyinshan | 0 | |
| 61 | Lailai Rock Fishing ?Area | 0 | |
| 62 | Shida Night Market | 0 | |
| 63 | Pinglin Tea Museum | 0 | |
| 64 | Yingge Ceramics Museum | 0 | |
| 65 | Wulai | 0 | |
| 66 | Shihfen Waterfall | 0 | |
| 67 | Butian Lake | 0 | |
| 68 | Manyueyuan National Forest Recreation Area | 0 | |
| 69 | Neidong National Forest Recreation Area | 0 | |
| 70 | Formosa Fun Coast | 0 | |
| 71 | Lele Valley Springs | 0 | |
| 72 | Yun Hsien Resort | 0 | |
| 73 | Bitou Harbor Service Area | 0 | |
| 74 | Longdongwan Coast Park | 0 | |
| 75 | Longdong South Ocean Park | 0 | |
| 76 | Fulong beach (including Fulong Visitor Center) | 0 | |
| 77 | Longmen Camp Site | 0 | |
| 78 | Yanliao Beach Park | 0 | |
| 79 | Sandiaojiao Cape Lighthouse | 0 | |

d2_14: D2. What tourist spots have you visited on this trip?spot14

| Value | Label | Cases | Percentage |
|-------|---|-------|------------|
| 80 | the Lin Family Mans | 0 | |
| 81 | Tamsui | 0 | |
| 82 | Fort San Domingo | 1 | 4.5% |
| 83 | Linkou | 0 | |
| 84 | Shihcheng Service Are | 0 | |
| 85 | The North Coast Tourist Routes | 0 | |
| 86 | The Lanyang Northern Cross Tourist Routes | 0 | |
| 87 | The Northeast Coast National Scenic Area | 0 | |
| 88 | Keelung City | 0 | |
| 89 | Dawulun Gun Emplacement | 0 | |
| 90 | The Northeast Coastal Scenic Area | 0 | |
| 91 | Jhongjhrng Park | 0 | |
| 92 | Valentine Lake Park | 0 | |
| 93 | East Canyon | 0 | |
| 94 | Sento Park | 0 | |
| 95 | Badou Zi Coastal Park | 0 | |
| 96 | Hepingdao Seashore Park | 0 | |
| 97 | Taoyuan County | 0 | |
| 98 | Shihmen Reservoir | 0 | |
| 99 | Window on China Theme Park | 0 | |
| 100 | Chung Cheng Aviation Museum | 0 | |
| 101 | Siaowulai Scenic Area | 0 | |
| 102 | Dongyanshan National Forest Recreation Area | 0 | |
| 103 | Lalashan Forest Reserve | 0 | |
| 104 | Wei Chuan Pushin Ranch | 0 | |
| 105 | Dragonball Bay | 0 | |
| 106 | Hsinchu City | 0 | |
| 107 | Leofoo Village Theme Park | 2 | 9.1% |
| 108 | Golden Bird Oceanic Park | 0 | |
| 109 | Little Ding-Dong Science Park | 0 | |
| 110 | Wanjui Forest Recreational Area | 0 | |
| 111 | Dasheng Amusement Park | 0 | |
| 112 | Qingquan Hot? Spring | 0 | |
| 113 | Ku Chi Peak | 0 | |
| 114 | Miaoli County | 0 | |
| 115 | Tri-Mountain National Scenic Area | 0 | |
| 116 | Lion's Head Mountain Scenic Area | 0 | |
| 117 | Kuanwu Cottage,? Shei-Pa National Park | 0 | |
| 118 | Mingde Reservoir | 0 | |
| 119 | Qiding Beach Resort | 0 | |
| 120 | Tongxiao Beach Resort | 0 | |
| 121 | Shangri-La Amusement Park | 0 | |
| 122 | New China City Amusement World | 0 | |
| 123 | Sanyi Wood Sculpture Museum | 0 | |
| 124 | West Lake Resortopia | 0 | |

d2_14: D2. What tourist spots have you visited on this trip?spot14

| Value | Label | Cases | Percentage |
|-------|--|-------|------------|
| 125 | Evergreen Valley Forest Amusement | 0 | |
| 126 | Taoyuan, Hsinchu and Miaoli Tourist Routes | 0 | |
| 127 | Taichung City | 0 | |
| 128 | National Museum of Natural Science | 0 | |
| 129 | Encore Garden | 0 | |
| 130 | Dungshr Forest Farm | 0 | |
| 131 | Dasyueshan National Forest Recreation Area | 0 | |
| 132 | Taiwan Studio City | 0 | |
| 133 | Lishan Recreation Area | 0 | |
| 134 | Shei-pa National Park | 0 | |
| 136 | Wuling National Forest Recreation Area | 0 | |
| 137 | Fushoushan Farm | 0 | |
| 138 | Tiehchenshan Mountain Recreation Area | 0 | |
| 139 | Basianshan National Forest Recreation Area | 0 | |
| 140 | Dasyueshan National Forest Recreation Area | 0 | |
| 141 | Daan Beach | 0 | |
| 142 | The Ryukoku natural amusement park | 0 | |
| 143 | Yamay Resort | 0 | |
| 144 | Tungshan Amusement Park | 0 | |
| 145 | Nantou County | 0 | |
| 146 | Sitou Forest Recreation Area | 0 | |
| 147 | Sun Link Sea Forest Recreation Area | 0 | |
| 148 | Formosan Aboriginal Culture Village | 0 | |
| 149 | Atayal Village | 0 | |
| 150 | The Sunmoonlake Scenic Area | 1 | 4.5% |
| 151 | Cingjing Farm | 0 | |
| 152 | Wushe Scenic Area | 0 | |
| 153 | Hehuanshan National Forest Recreation Area | 0 | |
| 154 | Yushan National Park | 0 | |
| 155 | Tataka Recreation Area | 0 | |
| 156 | Sun Moon Lake Tourist Routes | 0 | |
| 157 | Panshan Battle Trenches | 0 | |
| 158 | Chung-Tai Buddhist Temple | 0 | |
| 159 | Shoutian Temple | 0 | |
| 160 | Cihu (Kinmen) | 0 | |
| 161 | Phoenix Valley Bird Park | 0 | |
| 162 | Taiwan Endemic Species Research Institute | 0 | |
| 163 | Dakuanshan Nature Reserve | 0 | |
| 164 | Dongpu Hot Spring | 0 | |
| 165 | Aowanda National Forest Recreation Area | 0 | |
| 166 | Huisun Forest Recreation Area | 0 | |
| 167 | Laiji | 0 | |
| 168 | Hehuanshan National Forest Recreation Area | 0 | |
| 169 | Changhua County | 0 | |
| 170 | Lugang Folk Arts Museum | 0 | |

d2_14: D2. What tourist spots have you visited on this trip?spot14

| Value | Label | Cases | Percentage |
|-------|---|-------|------------|
| 171 | Taiwan Folk Village | 0 | |
| 172 | Songboling Forest Park | 0 | |
| 173 | Hu Shan Yan | 0 | |
| 174 | The new Baiguoshan Amusement | 0 | |
| 175 | Chingshuiyan Scout Camp | 0 | |
| 176 | ?Tienchung Forest Park | 0 | |
| 177 | The Great Buddha Sculpture | 0 | |
| 178 | Longshan Temple, Lugang | 0 | |
| 179 | Confucius Temple, Chunghua | 0 | |
| 180 | Yunlin County | 0 | |
| 181 | Southwest Coast Tourism Routes | 0 | |
| 182 | Southwest Coast Scenic Area | 0 | |
| 183 | JanFuSun Fancyworld | 0 | |
| 184 | Tsaoling | 2 | 9.1% |
| 185 | San Tiao Lun? Beach ?Park | 0 | |
| 186 | BeiGang ChaoTian Temple | 0 | |
| 187 | Chiayi County | 0 | |
| 188 | Lijia | 0 | |
| 189 | Alishan National Scenic Area | 1 | 4.5% |
| 190 | Shou Shan | 0 | |
| 191 | Alishan Tourism Routes | 0 | |
| 192 | Danayigu | 0 | |
| 193 | Fengshan Ecology Garden | 0 | |
| 194 | Guanyin Waterfall Scenic Area | 0 | |
| 195 | China Folk-Custom Village | 0 | |
| 196 | Big Chiayi Theme Park | 0 | |
| 197 | Chiayi Farm Ecological Resort | 0 | |
| 198 | Ren-Yi Tan | 0 | |
| 199 | Lantan | 0 | |
| 200 | Tainan City | 0 | |
| 201 | Chihkan Tower | 0 | |
| 202 | Old Fort of Anping (Fort Zeelandia) | 0 | |
| 203 | Wu Shan Tou Reservoir | 0 | |
| 204 | Anping Port National Historical Scenic Area | 0 | |
| 205 | The Jianshan Pi Reservoir Scenic Area | 0 | |
| 206 | Zengwun Dam | 0 | |
| 207 | Coral Lake | 0 | |
| 208 | Guan Zih Ling | 0 | |
| 209 | Hutoubei Scenic Area | 0 | |
| 210 | Tsou-Ma-Lai Farm | 0 | |
| 211 | Leopard King Safari Zoo | 0 | |
| 212 | Mashagou Seafront Beach ?Park | 0 | |
| 213 | Woozland | 0 | |
| 214 | Daitianfu Temple, Madou | 0 | |
| 215 | Daitianfu Temple, Nankunshen | 0 | |

d2_14: D2. What tourist spots have you visited on this trip?spot14

| Value | Label | Cases | Percentage |
|-------|--|-------|------------|
| 216 | Koxinga Shrine | 0 | |
| 217 | Eternal Fortress | 0 | |
| 218 | Confucius Temple, Tainan | 0 | |
| 219 | War God Temple | 0 | |
| 220 | Five Concubines Temple | 0 | |
| 221 | Great Empress of Heaven Temple | 0 | |
| 222 | Kaohsiung City | 0 | |
| 223 | Spring Autumn Pavilions in Zuoying | 0 | |
| 224 | Chengching Lake | 0 | |
| 225 | Foguangshan | 0 | |
| 226 | Maolin Scenic Area (including Lovers' Valley and Duona Sprin | 0 | |
| 227 | Kaohsiung-Pingtung the Foothills Tourism Routes (Including K | 0 | |
| 228 | Meishan Visitor Center | 0 | |
| 229 | Shoushan Zoo | 0 | |
| 230 | Kaohsiung Historic Museum | 0 | |
| 231 | Cijin Seashore Park | 4 | 18.2% |
| 232 | Lotus Pond | 0 | |
| 233 | National Science and Technology Museum | 0 | |
| 234 | Kaoshiung Museum of Fine Arts | 0 | |
| 235 | Kaohsiung Museum of History | 0 | |
| 236 | Pingtung Farm | 0 | |
| 238 | Tengjhih National Forest Recreation Area | 0 | |
| 239 | Cijin Beach ?Park | 0 | |
| 240 | Blue Lagoon Water Park | 0 | |
| 241 | Grand World InternationalVillage | 0 | |
| 242 | Boalai, Bulao Hot Springs | 0 | |
| 243 | ?Former Sinwei Tree?Nursery | 0 | |
| 244 | Eighteen Arhats Mountain Area | 0 | |
| 245 | Bridge Recreation Area | 0 | |
| 246 | Bang Abdominal Creek Recreation Areas | 0 | |
| 247 | Pingtung County | 0 | |
| 248 | Kenting National Park | 0 | |
| 249 | Jiaosi | 0 | |
| 250 | Eluanbi Park | 0 | |
| 251 | Maobitou Park | 0 | |
| 252 | Kenting National Forest Recreation Area | 0 | |
| 253 | Kenting Space Port | 0 | |
| 254 | Jialeshuei Scenic Area | 0 | |
| 255 | Sheding Nature Park | 0 | |
| 256 | Nanwan Beach Recreation Area | 0 | |
| 257 | Shiaowan Beach Recreation Area | 0 | |
| 258 | The Sisal Industry History Monument | 0 | |
| 259 | Longluan Lake Nature Center | 0 | |
| 260 | Shadao Shell Beach Exhibition Hall | 0 | |
| 261 | National Museum of Marine Biology & Aquarium | 0 | |

d2_14: D2. What tourist spots have you visited on this trip?spot14

| Value | Label | Cases | Percentage |
|-------|--|-------|------------|
| 262 | Hengchun Peninsula Tourist Routes | 0 | |
| 263 | Dapeng Bay National Scenic Area | 0 | |
| 264 | Liuqiu (Shiaoliqiu) | 0 | |
| 265 | Shiaoliqiu Tourism Diving Boat | 0 | |
| 266 | Holiday Theme Park | 0 | |
| 267 | Jiliang Mountain Tourist Routes (Including Hualien, Yilan, T | 0 | |
| 268 | Taiwan Aboriginal Culture Park | 0 | |
| 269 | Shuangliou National Forest Recreation Area | 0 | |
| 270 | Kenting Beach | 0 | |
| 271 | Yilan County | 0 | |
| 272 | Tung Shan Science Area | 0 | |
| 273 | Dahu | 0 | |
| 274 | Wufengqi Scenic Area | 0 | |
| 275 | Meihua Lake | 0 | |
| 276 | Longtan Lake | 0 | |
| 277 | Taipingshan National Forest Recreation Area | 0 | |
| 278 | Cilan Forest Recreation Area | 0 | |
| 279 | Mingchih Forest Recreation Area | 0 | |
| 280 | Toucheng Beach | 0 | |
| 281 | Chilan Forest Playground | 0 | |
| 282 | Dali Visitor Center | 0 | |
| 283 | Beiguan Tidal Park | 0 | |
| 284 | Mt. Taiping | 0 | |
| 285 | Wuling Farm | 0 | |
| 286 | Wulaokeng Scenic Area | 0 | |
| 287 | Su-ao Cold Spring | 0 | |
| 288 | Hualine County | 0 | |
| 289 | Taroko, Tienhsiang | 1 | 4.5% |
| 290 | Oriental Hawaii | 0 | |
| 291 | Xiuguluan River Rafting Area | 0 | |
| 292 | Shihtiping Recreation Area | 0 | |
| 293 | Jici Beach | 0 | |
| 294 | Hualien Ranger Station | 0 | |
| 295 | East Rift Valley National Scenic Area (including Hualien, Ta | 0 | |
| 296 | Liyu Lake Scenic Area | 0 | |
| 297 | Chihnan National Forest Recreation Area | 0 | |
| 298 | Chao Feng Ranch & Resort | 0 | |
| 299 | Fuyuan National Forest Recreation Area | 0 | |
| 300 | Nan-an Visitor Center, Yushan National Park | 0 | |
| 301 | Lingtien Mountain | 0 | |
| 302 | Shihti Harbor | 0 | |
| 303 | Pulowan Recreation Area | 0 | |
| 304 | Wenshan Springs | 0 | |
| 305 | Fugang Harbor | 0 | |
| 306 | The East Coast (Baxian Cave (Baxiandong), Shihtiping, Sansia | 0 | |

d2_14: D2. What tourist spots have you visited on this trip?spot14

| Value | Label | Cases | Percentage |
|-------|--|-------|------------|
| 307 | Ligi Mudstone Badlands Geopark in Eastern Taiwan | 0 | |
| 308 | Hualien & Taitung Tourist Routes (including Hualien, Taitun | 0 | |
| 309 | Taitung County | 0 | |
| 310 | Jhihben | 0 | |
| 311 | Jialulan | 0 | |
| 312 | Shanyuan Beach | 0 | |
| 313 | Sansiantai (Terrace of the Three Immortals) | 0 | |
| 314 | Basian Cave (Basiandong) | 0 | |
| 315 | East Coast National Scenic Area Administration Headquarters | 0 | |
| 316 | Guanshan Water Park | 0 | |
| 317 | Chihshang Pastoral T.S.C. | 0 | |
| 318 | Chulu Pasturage | 0 | |
| 319 | East Coast National Scenic Area (including Hualien, Taitung) | 0 | |
| 320 | Taitung Veterans Farm | 0 | |
| 321 | Jhihben National Forest Recreation Area | 0 | |
| 322 | Lyudao (Green Island) | 0 | |
| 323 | Lanyu (Orchid Island) | 0 | |
| 324 | Penghu County | 0 | |
| 325 | Penghu National Scenic Area | 0 | |
| 326 | Penghu Visitor Center | 0 | |
| 327 | South Sea Visitor Center | 0 | |
| 328 | North Sea Visitor Center | 0 | |
| 329 | Penghu Aquarium | 0 | |
| 330 | Lintou Park | 0 | |
| 331 | Siyu Western Fort | 0 | |
| 332 | Jibei Island | 0 | |
| 333 | Center for the Promotion of the Tourism Industry | 0 | |
| 334 | Kinmen County | 0 | |
| 335 | Kinmen National Park | 0 | |
| 336 | Sun Yat-sen Memorial Forest | 0 | |
| 337 | Jhaishan | 0 | |
| 338 | Nature Center | 0 | |
| 339 | Guniungtou War Museum | 0 | |
| 340 | Kinmen Folk Culture Village | 0 | |
| 341 | Juguang Tower | 0 | |
| 342 | Xibian Beach | 0 | |
| 343 | Lienchiang County | 0 | |
| 344 | Offshore Islands Tourism Routes (Including: Kinmen, Matsu, P | 0 | |
| 345 | Round Island Railway Tourism Routes | 0 | |
| 346 | National Floriculture Park | 0 | |
| 347 | Temples | 0 | |
| 348 | Taipei County | 0 | |
| 349 | Other Night Markets in Taipei County | 0 | |
| 350 | Keelung Miaokow Night Market | 0 | |
| 351 | Other Night Markets in Taoyuan County | 0 | |

d2_14: D2. What tourist spots have you visited on this trip?spot14

| Value | Label | Cases | Percentage |
|-------|--|-------|------------|
| 352 | Other Night Markets in Hsinchu City | 0 | |
| 353 | Hsinchu County | 0 | |
| 354 | Other Night Markets in Hsinchu County | 0 | |
| 355 | Other Night Markets in Miaoli County | 0 | |
| 356 | Other Night Markets in Taichung City | 0 | |
| 357 | Taichung County | 0 | |
| 358 | Other Night Markets in Taichung County | 0 | |
| 359 | Other Night Markets in Changhua County | 0 | |
| 360 | Other Night Markets in Yunlin County | 0 | |
| 361 | Other Night Markets in Chiayi County | 0 | |
| 362 | Other Night Markets in Tainan City | 0 | |
| 363 | Tainan County | 0 | |
| 364 | Other Night Markets in Tainan County | 0 | |
| 365 | Kaohsiung County | 0 | |
| 366 | Other Night Markets in Kaohsiung County | 0 | |
| 367 | Other Night Markets in Kaohsiung City | 0 | |
| 368 | Other Night Markets in Pingtung County | 0 | |
| 369 | Other Night Markets in Taitung County | 0 | |
| 370 | Other Night Markets in Hualien County | 0 | |
| 371 | Other Night Markets in Yilan County | 0 | |
| 372 | Other Night Markets in Kinmen County | 0 | |
| 373 | Other Night Markets in Nantou County | 0 | |
| 374 | Other Night Markets in Penghu County | 0 | |
| 375 | Other Night Markets in Lienchiang County | 0 | |
| 378 | Chiayi City | 0 | |
| 379 | Other Night Markets in Chiayi City | 0 | |
| 380 | Amis Cultural Village | 0 | |
| 381 | Gongguan Night Market | 0 | |
| 382 | Shihciouling Gun Emplacement | 0 | |
| 383 | Bisha Fishery Harbor | 0 | |
| 384 | Jinguashi | 0 | |
| 385 | Nanya Erosion Rocks Area (including Beaches and Mountain Tra | 0 | |
| 386 | Bitou Cape Park (Including Bitou Cape Trail) | 0 | |
| 387 | Jinshawan Beach Park | 0 | |
| 388 | Aodi Fishery Harbor | 0 | |
| 389 | Mao'ao Fishery Village | 0 | |
| 390 | Caoling Historic Trail | 0 | |
| 391 | Pinlin | 0 | |
| 392 | Sanxia | 0 | |
| 393 | Yingge | 0 | |
| 394 | Jinshan | 0 | |
| 395 | Temple of Eighteen Deities | 0 | |
| 396 | Fugui Cape | 0 | |
| 397 | Baisha Bay | 0 | |
| 398 | Tamsui Old Street | 0 | |

d2_14: D2. What tourist spots have you visited on this trip?spot14

| Value | Label | Cases | Percentage |
|-------|--|-------|------------|
| 399 | Tamshui Fishman's Wharf | 0 | |
| 400 | Taipei County Shinsanhang Museum of Archaeology | 0 | |
| 401 | Baling | 0 | |
| 402 | Dashi | 0 | |
| 403 | Cihu | 0 | |
| 404 | Neiwan | 0 | |
| 405 | Beipu | 0 | |
| 406 | Taian hot Springs | 0 | |
| 407 | Hwataoyao | 0 | |
| 408 | Zhuolan | 0 | |
| 409 | Sihyuan Yakou | 0 | |
| 410 | Huanshan | 0 | |
| 411 | Jiayang | 0 | |
| 412 | Deji | 0 | |
| 413 | Dayuling | 0 | |
| 414 | Lushan Hot Springs | 0 | |
| 415 | Puli | 0 | |
| 416 | Guguan | 0 | |
| 417 | Songhe Tribe | 0 | |
| 418 | Qub-Shou-Yao, Puli | 0 | |
| 419 | Minghu Reservoir | 0 | |
| 420 | Mingtai Reservoir | 0 | |
| 421 | Checheng Train Station | 0 | |
| 422 | DengyingAcademy | 0 | |
| 423 | National Taiwan Craft Research and Development Institute | 0 | |
| 424 | Puli Distillery | 0 | |
| 425 | Guangxing Paper Factory | 0 | |
| 426 | Sing Ling Temple | 0 | |
| 427 | Hua-Ji-Man-Mo Monument | 0 | |
| 428 | Endemic Species Research Institute | 0 | |
| 429 | Mingcin Academy | 0 | |
| 430 | Jiji | 0 | |
| 431 | Tenshing Kiln Ceramics Cultural Park | 0 | |
| 432 | Dongshih Fishery Harbor | 0 | |
| 433 | Luermen Tianhou Temple | 0 | |
| 434 | Sicao Dazhong Temple and Gun Emplacement | 0 | |
| 435 | Xishu Golden Beach | 0 | |
| 436 | Tainan Siaobei Night Market | 0 | |
| 437 | Chukou | 0 | |
| 438 | Shanme | 0 | |
| 439 | Shizhuo | 0 | |
| 440 | Dabang | 0 | |
| 441 | Tefuye | 0 | |
| 442 | Fenqihu | 0 | |
| 443 | Ruili | 0 | |

d2_14: D2. What tourist spots have you visited on this trip?spot14

| Value | Label | Cases | Percentage |
|-------|--|-------|------------|
| 444 | Sandimen | 0 | |
| 445 | Saijia Amusement Park | 0 | |
| 446 | Gaushu | 0 | |
| 447 | Ligang | 0 | |
| 448 | Yanban (Slate) Lane, Wutai Township | 0 | |
| 449 | Duona Village's Stone Slab Houses | 0 | |
| 450 | Sichongxi | 0 | |
| 451 | Qing-Zhou Beach Recreation Areas | 0 | |
| 452 | Pei Kuan Resort | 0 | |
| 453 | Dali Tiangong Temple | 0 | |
| 454 | Toucheng Recreation Farm | 0 | |
| 455 | Wushih Harbor | 0 | |
| 456 | Guishan Island (Turtle Island) | 0 | |
| 457 | National DongHua University | 0 | |
| 458 | Yi Yuan Resort | 0 | |
| 459 | Promisedland Resort & Lagoon | 0 | |
| 460 | Fenglin Recreation Areas | 0 | |
| 461 | Mataian Wetland Ecological Park | 0 | |
| 462 | Ruisui Hongye Springs | 0 | |
| 463 | Wuhe Tourist Tea Plantation & Saoba Stone Pillars | 0 | |
| 464 | Antong Hot Springs, Yuli | 0 | |
| 465 | Liushidan Mountain | 0 | |
| 466 | Loushan Waterfall | 0 | |
| 467 | Dashi Fishery Harbor | 0 | |
| 468 | Qixing Lake (Qixingtang) | 0 | |
| 469 | Hualien Farglory Ocean Park | 0 | |
| 470 | Dapo Pond & Chishang Pastoral Resort | 0 | |
| 471 | Luyeh High Terrace Tourism Tea Plantation | 0 | |
| 472 | Taitung Hungyeh (Red Leaves) Hot Spring Riverside Park | 0 | |
| 473 | Chengkong Harbor | 0 | |
| 474 | Beinan Cultural Park | 0 | |
| 475 | National Museum of Prehistory | 0 | |
| 476 | Taimali | 0 | |
| 477 | Penghu Mazu Temple (Magung) | 0 | |
| 478 | Wang'an Island | 0 | |
| 479 | Qimei Island | 0 | |
| 480 | Hujing Island | 0 | |
| 481 | Tongpan Island | 0 | |
| 482 | Shuangli Wetlands Nature Center | 0 | |
| 483 | Sanhou Folk Culture Village | 0 | |
| 484 | Tai Lake | 0 | |
| 485 | Gugang Lake | 0 | |
| 486 | Shuangli Lake | 0 | |
| 487 | Lingshui Lake | 0 | |
| 488 | Qiu Liang-Gung's Mother Chastity Arch | 0 | |

d2_14: D2. What tourist spots have you visited on this trip?spot14

| Value | Label | Cases | Percentage |
|-------|---|-------|------------|
| 489 | Wentai Pagoda | 0 | |
| 490 | Sihwei Tunnel | 0 | |
| 491 | Jhaishan Tunnel | 0 | |
| 492 | Qionglin | 0 | |
| 493 | August 23rd Bombardment Memorial Hall | 0 | |
| 494 | Mashan Broadcasting and Observation Station | 0 | |
| 495 | Beishan Old Western-style House | 0 | |
| 496 | Taiwu Mountain | 0 | |
| 497 | Beishan Traditional Residency | 0 | |
| 498 | Kinmen Kaoliang Liquor Inc. | 0 | |
| 499 | Wujiang River Estuary | 0 | |
| 500 | Shuitou | 0 | |
| 501 | Guniungtou cliff | 0 | |
| 502 | Qinbi Village, Beigan | 0 | |
| 503 | Bishan Sightseeing Platform | 0 | |
| 504 | Banli-to-Wusha Recreation Area | 0 | |
| 505 | Daqiu Island | 0 | |
| 506 | Beihai Tunnel | 0 | |
| 507 | Tiebao | 0 | |
| 508 | Matsu Liquor Factory (Tunnel 88) | 0 | |
| 509 | Niujiao Village | 0 | |
| 510 | Yanxiu Tidal Echo (Matsu) | 0 | |
| 511 | A Thread of Sky (Matsu) | 0 | |
| 512 | Andong Tunnel | 0 | |
| 513 | Chaste Maiden Cave | 0 | |
| 514 | Dongyong Lighthouse | 0 | |
| 515 | Dapu Monument | 0 | |
| 516 | Dongquan Lighthouse | 0 | |
| 517 | Caipu bay | 0 | |
| 518 | Kunqiu Beach | 0 | |
| 519 | Beigan | 0 | |
| 520 | Nangan | 0 | |
| 521 | Dongyin | 0 | |
| 522 | Jyuguang | 0 | |
| 523 | Jingmei Night Market | 0 | |
| 524 | Linjiang St. Night Market | 0 | |
| 525 | Dahu Park | 0 | |
| 526 | The Beitou Hot Springs Museum | 0 | |
| 527 | Xinyi Shopping Distric | 0 | |
| 528 | Haujiang Waterfowl Nature Park | 0 | |
| 529 | Dajia Riverside Park | 0 | |
| 530 | SPOT-Taipei Film House | 0 | |
| 531 | The Redhouse Theater | 0 | |
| 532 | Museum of Contemporary Art, Taipei | 0 | |
| 533 | Postal Museum | 0 | |

d2_14: D2. What tourist spots have you visited on this trip?spot14

| Value | Label | Cases | Percentage |
|-------|--|-------|------------|
| 534 | Taiwan Handcraft Promotion Center | 0 | |
| 535 | Shenkeng Old Street | 0 | |
| 536 | Pingxi | 0 | |
| 537 | Museum of World Religions | 0 | |
| 538 | Yonghe Lehua Night Market | 0 | |
| 539 | Blue Highway Tourism Routes | 0 | |
| 540 | Ershawan Gun Emplacement | 0 | |
| 541 | Keelung Port | 0 | |
| 542 | Nuannuan | 0 | |
| 543 | Zhongli | 0 | |
| 544 | Hsinchu Science Park | 0 | |
| 545 | Nanliao Fishery Harbor | 0 | |
| 546 | Hsinchu Chenghuang Temple Night Market | 0 | |
| 547 | Daba Peak | 0 | |
| 548 | Neiwan Railroad | 0 | |
| 549 | Guanwu National Forest Recreation Area | 0 | |
| 550 | Baguashan | 0 | |
| 551 | Lugang Mazu Temple | 0 | |
| 552 | Rueili-Taihe Scenic Area | 0 | |
| 553 | Qigu Birdseeing | 0 | |
| 554 | Dragon and Tiger Pagodas | 0 | |
| 555 | Chijin Mazu Temple, Kaohsiung | 0 | |
| 556 | Confucius Temple (Kaohsiung) | 0 | |
| 557 | Xizi Bay | 1 | 4.5% |
| 558 | Kaohsiung Liuhe Night Market | 0 | |
| 559 | Urban Spotlight | 0 | |
| 560 | Kaohsiung Port | 0 | |
| 561 | Love River | 0 | |
| 562 | Kaohsiung 85 Building | 0 | |
| 563 | Zhungxing Tower | 0 | |
| 564 | Fushan Botanical Garden | 0 | |
| 565 | Toufen | 0 | |
| 566 | Nanfangao | 0 | |
| 567 | Hualien Harbor | 0 | |
| 568 | Hualien Seaside Park | 0 | |
| 569 | Whale and Dolphine Viewing Tour along East Coast | 0 | |
| 570 | Guanshan Bicycle Path | 0 | |
| 571 | Water Running Up | 0 | |
| 572 | Dulan Mountain | 0 | |
| 573 | 921 Earthquake Museum of Taiwan (Jiji) | 0 | |
| 574 | Teresa Teng Memorail Park (Yun Garden) | 0 | |
| 575 | Wufenpu Fashion Area | 0 | |
| 576 | Miramar Ferris Wheel | 1 | 4.5% |
| 577 | Dalongdong Baoan Temple | 0 | |
| 578 | Guanghua 3C Mall | 0 | |

d2_14: D2. What tourist spots have you visited on this trip?spot14

| Value | Label | Cases | Percentage |
|-------|--|-------|------------|
| 579 | Yuanwangkeng Park | 0 | |
| 580 | Waiao Ocean Recreational Area | 0 | |
| 581 | Shi Guanyin Temple | 0 | |
| 582 | Daxi Honeymoon Bay | 0 | |
| 583 | Jinshan Lion's Head Mountain | 0 | |
| 584 | Jinshan Zhongjiao Shazhu Bay | 0 | |
| 585 | Sanzhi Visitor Center and Gallery | 0 | |
| 586 | Sanzhi Qianshui Bay | 0 | |
| 587 | Sanzhi | 0 | |
| 588 | Jiji Green Tunnel | 0 | |
| 589 | Hualien Sugar Factory | 0 | |
| 590 | Gongguan | 0 | |
| 591 | Qishan | 0 | |
| 592 | Meinong | 0 | |
| 593 | Jiaxian | 0 | |
| 594 | Shan-Ping Forest Ecological Garden | 0 | |
| 595 | Laingshan Recreation Area, Pingtung | 0 | |
| 596 | Goddess Temple (Magong, Penghu) | 0 | |
| 597 | Penghu Ocean-crossing Bridge | 0 | |
| 598 | Tongliang Great Banyuan | 0 | |
| 599 | Fongguei Cave | 0 | |
| 600 | Matsu War and Peace Memorial Park | 0 | |
| 601 | Matsu Religions Park | 0 | |
| 602 | Beihai Recreation Area, Matsu | 0 | |
| 603 | Tsai Family Ancestral Shrine, Qionglin | 0 | |
| 604 | Tunnels in Qionglin Combat Village, Kinmen | 0 | |
| 605 | Huang Family Youtang Villa, Kinmen | 0 | |
| 606 | Deyue Tower Western-style Houses, Kinmen | 0 | |
| 607 | Confucius Temple | 0 | |
| 608 | Nanjichang Night Market | 0 | |
| 609 | Ninxia Night Market | 0 | |
| 610 | Sinjhuang Night Market | 0 | |
| 611 | Banciao Nanya Night Market | 0 | |
| 612 | Jhonghe Singnan Night Market | 0 | |
| 613 | Other Night Markets in Keelung City | 0 | |
| 614 | Jhongli Sinmin Night Market | 0 | |
| 615 | Taoyuan Tourist Night Market | 0 | |
| 616 | Taichung Fongjia Night Market | 0 | |
| 617 | Taichung Jhonghua Night Market | 0 | |
| 618 | Lugang trandtional snacks | 0 | |
| 619 | Chiayi Wenhua Rd. Night Market | 0 | |
| 620 | Kaohsiung Sinsing Night Market | 0 | |
| 621 | Pingtung Minzu Rd. Night Market | 0 | |
| 622 | Yilan Luodong Night Market | 0 | |
| 623 | Hualien Nanbin Night Market | 0 | |

| # d2_14: D2. What tourist spots have you visited on this trip?spot14 | | | |
|---|--|-------|------------|
| Value | Label | Cases | Percentage |
| 624 | Teresa Teng Memorail Park | 0 | |
| 625 | Tianlu Art Center | 0 | |
| 626 | Liugui Service Area | 0 | |
| Sysmiss | | 5482 | |
| Warning: these figures indicate the number of cases found in the data file. They cannot be interpreted as summary statistics of the population of interest. | | | |
| # d2_15: D2. What tourist spots have you visited on this trip?spot15 | | | |
| Information | [Type= discrete] [Format=numeric] [Range= 1-626] [Missing=*] | | |
| Statistics [NW/ W] | [Valid=7 /-] [Invalid=5497 /-] | | |
| Value | Label | Cases | Percentage |
| 1 | Taipei City | 0 | |
| 2 | Chiang Kaishek Memorial Hall | 0 | |
| 3 | National Palace Museum | 0 | |
| 4 | Other Night Markets in Taipei City | 0 | |
| 5 | Long Shan Temple | 0 | |
| 6 | Taipe Martyr's Shrine | 0 | |
| 7 | Yangmingshan National Park | 0 | |
| 8 | Dihua Street Night Market | 0 | |
| 9 | Chinese Culture & Movie Center | 0 | |
| 10 | National Taiwan College of Performing Arts | 0 | |
| 11 | Tienmu | 0 | |
| 12 | The Estern Distristic of Taipei | 0 | |
| 13 | Sun Yatsen Memorail Hall | 0 | |
| 14 | Mucha Maokong | 0 | |
| 15 | Taipei Zoo | 0 | |
| 16 | Jou Fen | 1 | 14.3% |
| 17 | Xiemending | 1 | 14.3% |
| 18 | Yehliu Ocean World | 0 | |
| 19 | Coastline park | 0 | |
| 20 | Taipei Botanical Garden | 0 | |
| 21 | Hsing Tian Kong (Xingtian Temple) | 1 | 14.3% |
| 22 | Yangmingshuwu | 0 | |
| 23 | Taipei 101 | 0 | |
| 24 | Taipei Fine Art Museum | 0 | |
| 25 | National Museum of History | 0 | |
| 26 | National Taiwan Science Education Center | 0 | |
| 27 | Taipei zoo | 0 | |
| 28 | Taipei Children's Recreation Center | 0 | |
| 29 | Taipei Astronomical Museum | 0 | |
| 30 | Taipei Children's Museum of Transportation and Communication | 0 | |
| 31 | Chiang Kaishek's Shihlin Residence | 0 | |
| 32 | National Museum of Marine Biology & Aquarium | 0 | |
| 33 | The Observatory of Shin Kong Life Tower | 0 | |
| 34 | Shilin Night Market | 0 | |
| 35 | Huaxi Street (Snake Alley) Night Market | 0 | |

d2_15: D2. What tourist spots have you visited on this trip?spot15

| Value | Label | Cases | Percentage |
|-------|--|-------|------------|
| 36 | Raohe Street Night Market | 0 | |
| 37 | Office of the President Republic of China (Taiwan) | 0 | |
| 38 | National Taiwan Arts Education Center | 0 | |
| 39 | 228 Peace Memorial Park | 0 | |
| 40 | Yuanshan | 0 | |
| 41 | Taipei Matro Mall | 0 | |
| 42 | Juming Museum | 0 | |
| 43 | Beitou | 0 | |
| 44 | Qing Shui Zu shi temple | 0 | |
| 45 | Lin An Tai Historical House & Museum | 0 | |
| 46 | Shung Ye Museum of Formosan Aborigines | 0 | |
| 47 | Taipei Main Station Shopping Area | 0 | |
| 48 | Shung Ye Museum of Formosan Aborigines (Taipei) | 0 | |
| 49 | Miniatures Museum of Taiwan (Taipei) | 0 | |
| 50 | Jianguo Flower and Jade Market | 0 | |
| 51 | Beitou Museum | 0 | |
| 52 | Matilda Resort | 0 | |
| 53 | Neptune Resort | 0 | |
| 54 | Yehliu | 0 | |
| 55 | Shihmen (Stone) Arch | 0 | |
| 56 | Tiaoshih Coast / Jump-stone Coast | 0 | |
| 57 | Jinshan Hot-Spring Gym Pool | 0 | |
| 58 | New Jinshan Beach | 0 | |
| 59 | Green Bay Beach | 0 | |
| 60 | Guanyinshan | 0 | |
| 61 | Lailai Rock Fishing ?Area | 0 | |
| 62 | Shida Night Market | 0 | |
| 63 | Pinglin Tea Museum | 0 | |
| 64 | Yingge Ceramics Museum | 0 | |
| 65 | Wulai | 0 | |
| 66 | Shihfen Waterfall | 0 | |
| 67 | Butian Lake | 0 | |
| 68 | Manyueyuan National Forest Recreation Area | 0 | |
| 69 | Neidong National Forest Recreation Area | 0 | |
| 70 | Formosa Fun Coast | 1 | 14.3% |
| 71 | Lele Valley Springs | 0 | |
| 72 | Yun Hsien Resort | 0 | |
| 73 | Bitou Harbor Service Area | 0 | |
| 74 | Longdongwan Coast Park | 0 | |
| 75 | Longdong South Ocean Park | 0 | |
| 76 | Fulong beach (inclcuding Fulong Visitor Center) | 0 | |
| 77 | Longmen Camp Site | 0 | |
| 78 | Yanliao Beach Park | 0 | |
| 79 | Sandiaojiang Cape Lighthouse | 0 | |
| 80 | the Lin Family Mans | 0 | |

d2_15: D2. What tourist spots have you visited on this trip?spot15

| Value | Label | Cases | Percentage |
|-------|---|-------|------------|
| 81 | Tamsui | 0 | |
| 82 | Fort San Domingo | 0 | |
| 83 | Linkou | 0 | |
| 84 | Shihcheng Service Are | 0 | |
| 85 | The North Coast Tourist Routes | 0 | |
| 86 | The Lanyang Northern Cross Tourist Routes | 0 | |
| 87 | The Northeast Coast National Scenic Area | 0 | |
| 88 | Keelung City | 0 | |
| 89 | Dawulun Gun Emplacement | 0 | |
| 90 | The Northeast Coastal Scenic Area | 0 | |
| 91 | Jhongjhrng Park | 0 | |
| 92 | Valentine Lake Park | 0 | |
| 93 | East Canyon | 0 | |
| 94 | Sento Park | 0 | |
| 95 | Badou Zi Coastal Park | 0 | |
| 96 | Hepingdao Seashore Park | 0 | |
| 97 | Taoyuan County | 0 | |
| 98 | Shihmen Reservoir | 0 | |
| 99 | Window on China Theme Park | 0 | |
| 100 | Chung Cheng Aviation Museum | 0 | |
| 101 | Siaowulai Scenic Area | 0 | |
| 102 | Dongyanshan National Forest Recreation Area | 0 | |
| 103 | Lalashan Forest Reserve | 0 | |
| 104 | Wei Chuan Pushin Ranch | 0 | |
| 105 | Dragonball Bay | 0 | |
| 106 | Hsinchu City | 0 | |
| 107 | Leofoo Village Theme Park | 0 | |
| 108 | Golden Bird Oceanic Park | 0 | |
| 109 | Little Ding-Dong Science Park | 0 | |
| 110 | Wanjui Forest Recreational Area | 0 | |
| 111 | Dasheng Amusement Park | 0 | |
| 112 | Qingquan Hot? Spring | 0 | |
| 113 | Ku Chi Peak | 0 | |
| 114 | Miaoli County | 0 | |
| 115 | Tri-Mountain National Scenic Area | 0 | |
| 116 | Lion's Head Mountain Scenic Area | 0 | |
| 117 | Kuanwu Cottage,? Shei-Pa National Park | 0 | |
| 118 | Mingde Reservoir | 0 | |
| 119 | Qiding Beach Resort | 0 | |
| 120 | Tongxiao Beach Resort | 0 | |
| 121 | Shangri-La Amusement Park | 0 | |
| 122 | New China City Amusement World | 0 | |
| 123 | Sanyi Wood Sculpture Museum | 0 | |
| 124 | West Lake Resortopia | 0 | |
| 125 | Evergreen Valley Forest Amusement | 0 | |

d2_15: D2. What tourist spots have you visited on this trip?spot15

| Value | Label | Cases | Percentage |
|-------|--|-------|------------|
| 126 | Taoyuan, Hsinchu and Miaoli Tourist Routes | 0 | |
| 127 | Taichung City | 0 | |
| 128 | National Museum of Natural Science | 0 | |
| 129 | Encore Garden | 0 | |
| 130 | Dungshr Forest Farm | 0 | |
| 131 | Dasyueshan National Forest Recreation Area | 0 | |
| 132 | Taiwan Studio City | 0 | |
| 133 | Lishan Recreation Area | 0 | |
| 134 | Shei-pa National Park | 0 | |
| 136 | Wuling National Forest Recreation Area | 0 | |
| 137 | Fushoushan Farm | 0 | |
| 138 | Tiehchenshan Mountain Recreation Area | 0 | |
| 139 | Basianshan National Forest Recreation Area | 0 | |
| 140 | Dasyueshan National Forest Recreation Area | 0 | |
| 141 | Daan Beach | 0 | |
| 142 | The Ryukoku natural amusement park | 0 | |
| 143 | Yamay Resort | 0 | |
| 144 | Tungshan Amusement Park | 0 | |
| 145 | Nantou County | 0 | |
| 146 | Sitou Forest Recreation Area | 0 | |
| 147 | Sun Link Sea Forest Recreation Area | 0 | |
| 148 | Formosan Aboriginal Culture Village | 0 | |
| 149 | Atayal Village | 0 | |
| 150 | The Sunmoonlake Scenic Area | 0 | |
| 151 | Cingjing Farm | 0 | |
| 152 | Wushe Scenic Area | 0 | |
| 153 | Hehuanshan National Forest Recreation Area | 0 | |
| 154 | Yushan National Park | 0 | |
| 155 | Tataka Recreation Area | 0 | |
| 156 | Sun Moon Lake Tourist Routes | 0 | |
| 157 | Panshan Battle Trenches | 0 | |
| 158 | Chung-Tai Buddhist Temple | 0 | |
| 159 | Shoutian Temple | 0 | |
| 160 | Cihu (Kinmen) | 0 | |
| 161 | Phoenix Valley Bird Park | 0 | |
| 162 | Taiwan Endemic Species Research Institute | 0 | |
| 163 | Dakuanshan Nature Reserve | 0 | |
| 164 | Dongpu Hot Spring | 0 | |
| 165 | Aowanda National Forest Recreation Area | 0 | |
| 166 | Huisun Forest Recreation Area | 0 | |
| 167 | Laiji | 0 | |
| 168 | Hehuanshan National Forest Recreation Area | 0 | |
| 169 | Changhua County | 0 | |
| 170 | Lugang Folk Arts Museum | 0 | |
| 171 | Taiwan Folk Village | 0 | |

d2_15: D2. What tourist spots have you visited on this trip?spot15

| Value | Label | Cases | Percentage |
|-------|---|-------|------------|
| 172 | Songboling Forest Park | 0 | |
| 173 | Hu Shan Yan | 0 | |
| 174 | The new Baiguoshan Amusement | 0 | |
| 175 | Chingshuiyan Scout Camp | 0 | |
| 176 | ?Tienchung Forest Park | 0 | |
| 177 | The Great Buddha Sculpture | 0 | |
| 178 | Longshan Temple, Lugang | 0 | |
| 179 | Confucius Temple, Chunghua | 0 | |
| 180 | Yunlin County | 0 | |
| 181 | Southwest Coast Tourism Routes | 0 | |
| 182 | Southwest Coast Scenic Area | 0 | |
| 183 | JanFuSun Fancyworld | 0 | |
| 184 | Tsaoling | 0 | |
| 185 | San Tiao Lun? Beach ?Park | 0 | |
| 186 | BeiGang ChaoTian Temple | 0 | |
| 187 | Chiayi County | 0 | |
| 188 | Lijia | 0 | |
| 189 | Alishan National Scenic Area | 0 | |
| 190 | Shou Shan | 0 | |
| 191 | Alishan Tourism Routes | 0 | |
| 192 | Danayigu | 0 | |
| 193 | Fengshan Ecology Garden | 0 | |
| 194 | Guanyin Waterfall Scenic Area | 0 | |
| 195 | China Folk-Custom Village | 0 | |
| 196 | Big Chiayi Theme Park | 0 | |
| 197 | Chiayi Farm Ecological Resort | 0 | |
| 198 | Ren-Yi Tan | 0 | |
| 199 | Lantan | 0 | |
| 200 | Tainan City | 0 | |
| 201 | Chihkan Tower | 0 | |
| 202 | Old Fort of Anping (Fort Zeelandia) | 0 | |
| 203 | Wu Shan Tou Reservoir | 0 | |
| 204 | Anping Port National Historical Scenic Area | 0 | |
| 205 | The Jianshan Pi Reservoir Scenic Area | 0 | |
| 206 | Zengwun Dam | 0 | |
| 207 | Coral Lake | 0 | |
| 208 | Guan Zih Ling | 0 | |
| 209 | Hutoubei Scenic Area | 0 | |
| 210 | Tsou-Ma-Lai Farm | 0 | |
| 211 | Leopard King Safari Zoo | 0 | |
| 212 | Mashagou Seafront Beach ?Park | 0 | |
| 213 | Woozland | 0 | |
| 214 | Daitianfu Temple, Madou | 0 | |
| 215 | Daitianfu Temple, Nankunshen | 0 | |
| 216 | Koxinga Shrine | 0 | |

d2_15: D2. What tourist spots have you visited on this trip?spot15

| Value | Label | Cases | Percentage |
|-------|--|-------|------------|
| 217 | Eternal Fortress | 0 | |
| 218 | Confucius Temple, Tainan | 0 | |
| 219 | War God Temple | 0 | |
| 220 | Five Concubines Temple | 0 | |
| 221 | Great Empress of Heaven Temple | 0 | |
| 222 | Kaohsiung City | 0 | |
| 223 | Spring Autumn Pavilions in Zuoying | 0 | |
| 224 | Chengching Lake | 0 | |
| 225 | Foguangshan | 0 | |
| 226 | Maolin Scenic Area (including Lovers' Valley and Duona Sprin | 0 | |
| 227 | Kaohsiung-Pingtung the Foothills Tourism Routes (Including K | 0 | |
| 228 | Meishan Visitor Center | 0 | |
| 229 | Shoushan Zoo | 0 | |
| 230 | Kaohsiung Historic Museum | 0 | |
| 231 | Cijin Seashore Park | 0 | |
| 232 | Lotus Pond | 0 | |
| 233 | National Science and Technology Museum | 0 | |
| 234 | Kaoshiung Museum of Fine Arts | 0 | |
| 235 | Kaohsiung Museum of History | 0 | |
| 236 | Pingtung Farm | 0 | |
| 238 | Tengjhih National Forest Recreation Area | 0 | |
| 239 | Cijin Beach ?Park | 0 | |
| 240 | Blue Lagoon Water Park | 0 | |
| 241 | Grand World InternationalVillage | 0 | |
| 242 | Boalai, Bulao Hot Springs | 0 | |
| 243 | ?Former Sinwei Tree?Nursery | 0 | |
| 244 | Eighteen Arhats Mountain Area | 0 | |
| 245 | Bridge Recreation Area | 0 | |
| 246 | Bang Abdominal Creek Recreation Areas | 0 | |
| 247 | Pingtung County | 0 | |
| 248 | Kenting National Park | 0 | |
| 249 | Jiaosi | 0 | |
| 250 | Eluanbi Park | 0 | |
| 251 | Maobitou Park | 0 | |
| 252 | Kenting National Forest Recreation Area | 0 | |
| 253 | Kenting Space Port | 0 | |
| 254 | Jialeshuei Scenic Area | 0 | |
| 255 | Sheding Nature Park | 0 | |
| 256 | Nanwan Beach Recreation Area | 0 | |
| 257 | Shiaowan Beach Recreation Area | 0 | |
| 258 | The Sisal Industry History Monument | 0 | |
| 259 | Longluan Lake Nature Center | 0 | |
| 260 | Shadao Shell Beach Exhibition Hall | 0 | |
| 261 | National Museum of Marine Biology & Aquarium | 0 | |
| 262 | Hengchun Peninsula Tourist Routes | 0 | |

d2_15: D2. What tourist spots have you visited on this trip?spot15

| Value | Label | Cases | Percentage |
|-------|--|-------|------------|
| 263 | Dapeng Bay National Scenic Area | 0 | 14.3% |
| 264 | Liuqiu (Shiaoliuqiu) | 0 | |
| 265 | Shiaoliuqiu Tourism Diving Boat | 0 | |
| 266 | Holiday Theme Park | 0 | |
| 267 | Jiliang Mountain Tourist Routes (Including Hualien, Yilan, T | 0 | |
| 268 | Taiwan Aboriginal Culture Park | 0 | |
| 269 | Shuangliou National Forest Recreation Area | 0 | |
| 270 | Kenting Beach | 1 | |
| 271 | Yilan County | 0 | |
| 272 | Tung Shan Science Area | 0 | |
| 273 | Dahu | 0 | |
| 274 | Wufengqi Scenic Area | 0 | |
| 275 | Meihua Lake | 0 | |
| 276 | Longtan Lake | 0 | |
| 277 | Taipingshan National Forest Recreation Area | 0 | |
| 278 | Cilan Forest Recreation Area | 0 | |
| 279 | Mingchih Forest Recreation Area | 0 | |
| 280 | Toucheng Beach | 0 | |
| 281 | Chilan Forest Playground | 0 | |
| 282 | Dali Visitor Center | 0 | 14.3% |
| 283 | Beiguan Tidal Park | 0 | |
| 284 | Mt. Taiping | 0 | |
| 285 | Wuling Farm | 0 | |
| 286 | Wulaokeng Scenic Area | 0 | |
| 287 | Su-ao Cold Spring | 0 | |
| 288 | Hualine County | 0 | |
| 289 | Taroko, Tienhsiang | 0 | |
| 290 | Oriental Hawaii | 0 | |
| 291 | Xiuguluan River Rafting Area | 0 | |
| 292 | Shihtiping Recreation Area | 0 | |
| 293 | Jici Beach | 0 | |
| 294 | Hualien Ranger Station | 0 | |
| 295 | East Rift Valley National Scenic Area (including Hualien, Ta | 0 | |
| 296 | Liyu Lake Scenic Area | 0 | |
| 297 | Chihnan National Forest Recreation Area | 0 | |
| 298 | Chao Feng Ranch & Resort | 0 | |
| 299 | Fuyuan National Forest Recreation Area | 0 | |
| 300 | Nan-an Visitor Center, Yushan National Park | 0 | |
| 301 | Lingtien Mountain | 0 | |
| 302 | Shihtu Harbor | 0 | |
| 303 | Pulowan Recreation Area | 0 | |
| 304 | Wenshan Springs | 0 | |
| 305 | Fugang Harbor | 0 | |
| 306 | The East Coast (Baxian Cave (Baxiandong), Shihtiping, Sansia | 0 | |
| 307 | Ligi Mudstone Badlands Geopark in Eastern Taiwan | 0 | |

d2_15: D2. What tourist spots have you visited on this trip?spot15

| Value | Label | Cases | Percentage |
|-------|--|-------|------------|
| 308 | Hualien & Taitung Tourist Routes (including Hualien, Taitun | 0 | |
| 309 | Taitung County | 0 | |
| 310 | Jhihben | 0 | |
| 311 | Jialulan | 0 | |
| 312 | Shanyuan Beach | 0 | |
| 313 | Sansiantai (Terrace of the Three Immortals) | 0 | |
| 314 | Basian Cave (Basiandong) | 0 | |
| 315 | East Coast National Scenic Area Administration Headquarters | 0 | |
| 316 | Guanshan Water Park | 0 | |
| 317 | Chihshang Pastoral T.S.C. | 0 | |
| 318 | Chulu Pasturage | 0 | |
| 319 | East Coast National Scenic Area (including Hualien, Taitung) | 0 | |
| 320 | Taitung Veterans Farm | 0 | |
| 321 | Jhihben National Forest Recreation Area | 0 | |
| 322 | Lyudao (Green Island) | 0 | |
| 323 | Lanyu (Orchid Island) | 0 | |
| 324 | Penghu County | 0 | |
| 325 | Penghu National Scenic Area | 0 | |
| 326 | Penghu Visitor Center | 0 | |
| 327 | South Sea Visitor Center | 0 | |
| 328 | North Sea Visitor Center | 0 | |
| 329 | Penghu Aquarium | 0 | |
| 330 | Lintou Park | 0 | |
| 331 | Siyu Western Fort | 0 | |
| 332 | Jibei Island | 0 | |
| 333 | Center for the Promotion of the Tourism Industry | 0 | |
| 334 | Kinmen County | 0 | |
| 335 | Kinmen National Park | 0 | |
| 336 | Sun Yat-sen Memorial Forest | 0 | |
| 337 | Jhaishan | 0 | |
| 338 | Nature Center | 0 | |
| 339 | Guniungtou War Museum | 0 | |
| 340 | Kinmen Folk Culture Village | 0 | |
| 341 | Juguang Tower | 0 | |
| 342 | Xibian Beach | 0 | |
| 343 | Lienchiang County | 0 | |
| 344 | Offshore Islands Tourism Routes (Including: Kinmen, Matsu, P | 0 | |
| 345 | Round Island Railway Tourism Routes | 0 | |
| 346 | National Floriculture Park | 0 | |
| 347 | Temples | 0 | |
| 348 | Taipei County | 0 | |
| 349 | Other Night Markets in Taipei County | 0 | |
| 350 | Keelung Miaokow Night Market | 0 | |
| 351 | Other Night Markets in Taoyuan County | 0 | |
| 352 | Other Night Markets in Hsinchu City | 0 | |

d2_15: D2. What tourist spots have you visited on this trip?spot15

| Value | Label | Cases | Percentage |
|-------|--|-------|------------|
| 353 | Hsinchu County | 0 | |
| 354 | Other Night Markets in Hsinchu County | 0 | |
| 355 | Other Night Markets in Miaoli County | 0 | |
| 356 | Other Night Markets in Taichung City | 0 | |
| 357 | Taichung County | 0 | |
| 358 | Other Night Markets in Taichung County | 0 | |
| 359 | Other Night Markets in Changhua County | 0 | |
| 360 | Other Night Markets in Yunlin County | 0 | |
| 361 | Other Night Markets in Chiayi County | 0 | |
| 362 | Other Night Markets in Tainan City | 0 | |
| 363 | Tainan County | 0 | |
| 364 | Other Night Markets in Tainan County | 0 | |
| 365 | Kaohsiung County | 0 | |
| 366 | Other Night Markets in Kaohsiung County | 0 | |
| 367 | Other Night Markets in Kaohsiung City | 0 | |
| 368 | Other Night Markets in Pingtung County | 0 | |
| 369 | Other Night Markets in Taitung County | 0 | |
| 370 | Other Night Markets in Hualine County | 0 | |
| 371 | Other Night Markets in Yilan County | 0 | |
| 372 | Other Night Markets in Kinmen County | 0 | |
| 373 | Other Night Markets in Nantou County | 0 | |
| 374 | Other Night Markets in Penghu County | 0 | |
| 375 | Other Night Markets in Lienchiang County | 0 | |
| 378 | Chiayi City | 0 | |
| 379 | Other Night Markets in Chiayi City | 0 | |
| 380 | Amis Cultural Village | 0 | |
| 381 | Gongguan Night Market | 0 | |
| 382 | Shihciouling Gun Emplacement | 0 | |
| 383 | Bisha Fishery Harbor | 0 | |
| 384 | Jinguashi | 0 | |
| 385 | Nanya Erosion Rocks Area (including Beaches and Mountain Tra | 0 | |
| 386 | Bitou Cape Park (Including Bitou Cape Trail) | 0 | |
| 387 | Jinshawan Beach Park | 0 | |
| 388 | Aodi Fishery Harbor | 0 | |
| 389 | Mao'ao Fishery Village | 0 | |
| 390 | Caoling Historic Trail | 0 | |
| 391 | Pinlin | 0 | |
| 392 | Sanxia | 0 | |
| 393 | Yingge | 0 | |
| 394 | Jinshan | 0 | |
| 395 | Temple of Eighteen Deities | 0 | |
| 396 | Fugui Cape | 0 | |
| 397 | Baisha Bay | 0 | |
| 398 | Tamsui Old Street | 0 | |
| 399 | Tamshui Fishman's Wharf | 0 | |

d2_15: D2. What tourist spots have you visited on this trip?spot15

| Value | Label | Cases | Percentage |
|-------|--|-------|------------|
| 400 | Taipei County Shinsanhang Museum of Archaeology | 0 | |
| 401 | Baling | 0 | |
| 402 | Dashi | 0 | |
| 403 | Cihu | 0 | |
| 404 | Neiwan | 0 | |
| 405 | Beipu | 0 | |
| 406 | Taian hot Springs | 0 | |
| 407 | Hwataoyao | 0 | |
| 408 | Zhuolan | 0 | |
| 409 | Sihyuan Yakou | 0 | |
| 410 | Huanshan | 0 | |
| 411 | Jiayang | 0 | |
| 412 | Deji | 0 | |
| 413 | Dayuling | 0 | |
| 414 | Lushan Hot Springs | 0 | |
| 415 | Puli | 0 | |
| 416 | Guguan | 0 | |
| 417 | Songhe Tribe | 0 | |
| 418 | Qub-Shou-Yao, Puli | 0 | |
| 419 | Minghu Reservoir | 0 | |
| 420 | Mingtai Reservoir | 0 | |
| 421 | Checheng Train Station | 0 | |
| 422 | DengyingAcademy | 0 | |
| 423 | National Taiwan Craft Research and Development Institute | 0 | |
| 424 | Puli Distillery | 0 | |
| 425 | Guangxing Paper Factory | 0 | |
| 426 | Sing Ling Temple | 0 | |
| 427 | Hua-Ji-Man-Mo Monument | 0 | |
| 428 | Endemic Species Research Institute | 0 | |
| 429 | Mingcin Academy | 0 | |
| 430 | Jiji | 0 | |
| 431 | Tenshing Kiln Ceramics Cultural Park | 0 | |
| 432 | Dongshih Fishery Harbor | 0 | |
| 433 | Luermen Tianhou Temple | 0 | |
| 434 | Sicao Dazhong Temple and Gun Emplacement | 0 | |
| 435 | Xishu Golden Beach | 0 | |
| 436 | Tainan Siaobei Night Market | 0 | |
| 437 | Chukou | 0 | |
| 438 | Shanme | 0 | |
| 439 | Shizhuo | 0 | |
| 440 | Dabang | 0 | |
| 441 | Tefuye | 0 | |
| 442 | Fenqihu | 0 | |
| 443 | Ruili | 0 | |
| 444 | Sandimen | 0 | |

d2_15: D2. What tourist spots have you visited on this trip?spot15

| Value | Label | Cases | Percentage |
|-------|--|-------|------------|
| 445 | Saijia Amusement Park | 0 | |
| 446 | Gaushu | 0 | |
| 447 | Ligang | 0 | |
| 448 | Yanban (Slate) Lane, Wutai Township | 0 | |
| 449 | Duona Village's Stone Slab Houses | 0 | |
| 450 | Sichongxi | 0 | |
| 451 | Qing-Zhou Beach Recreation Areas | 0 | |
| 452 | Pei Kuan Resort | 0 | |
| 453 | Dali Tiangong Temple | 0 | |
| 454 | Toucheng Recreation Farm | 0 | |
| 455 | Wushih Harbor | 0 | |
| 456 | Guishan Island (Turtle Island) | 0 | |
| 457 | National DongHua University | 0 | |
| 458 | Yi Yuan Resort | 0 | |
| 459 | Promisedland Resort & Lagoon | 0 | |
| 460 | Fenglin Recreation Areas | 0 | |
| 461 | Mataian Wetland Ecological Park | 0 | |
| 462 | Ruisui Hongye Springs | 0 | |
| 463 | Wuhe Tourist Tea Plantation & Saoba Stone Pillars | 0 | |
| 464 | Antong Hot Springs, Yuli | 0 | |
| 465 | Liushidan Mountain | 0 | |
| 466 | Loushan Waterfall | 0 | |
| 467 | Dashi Fishery Harbor | 0 | |
| 468 | Qixing Lake (Qixingtian) | 0 | |
| 469 | Hualien Farglory Ocean Park | 0 | |
| 470 | Dapo Pond & Chishang Pastoral Resort | 0 | |
| 471 | Luyeh High Terrace Tourism Tea Plantation | 0 | |
| 472 | Taitung Hungyeh (Red Leaves) Hot Spring Riverside Park | 0 | |
| 473 | Chengkong Harbor | 0 | |
| 474 | Beinan Cultural Park | 0 | |
| 475 | National Museum of Prehistory | 0 | |
| 476 | Taimali | 0 | |
| 477 | Penghu Mazu Temple (Magung) | 0 | |
| 478 | Wang'an Island | 0 | |
| 479 | Qimei Island | 0 | |
| 480 | Hujing Island | 0 | |
| 481 | Tongpan Island | 0 | |
| 482 | Shuangli Wetlands Nature Center | 0 | |
| 483 | Sanhou Folk Culture Village | 0 | |
| 484 | Tai Lake | 0 | |
| 485 | Gugang Lake | 0 | |
| 486 | Shuangli Lake | 0 | |
| 487 | Lingshui Lake | 0 | |
| 488 | Qiu Liang-Gung's Mother Chastity Arch | 0 | |
| 489 | Wentai Pagoda | 0 | |

d2_15: D2. What tourist spots have you visited on this trip?spot15

| Value | Label | Cases | Percentage |
|-------|---|-------|------------|
| 490 | Sihwei Tunnel | 0 | |
| 491 | Jhaishan Tunnel | 0 | |
| 492 | Qionglin | 0 | |
| 493 | August 23rd Bombardment Memorial Hall | 0 | |
| 494 | Mashan Broadcasting and Observation Station | 0 | |
| 495 | Beishan Old Western-style House | 0 | |
| 496 | Taiwu Mountain | 0 | |
| 497 | Beishan Traditional Residency | 0 | |
| 498 | Kinmen Kaoliang Liquor Inc. | 0 | |
| 499 | Wujiang River Estuary | 0 | |
| 500 | Shuitou | 0 | |
| 501 | Guniungtou cliff | 0 | |
| 502 | Qinbi Village, Beigan | 0 | |
| 503 | Bishan Sightseeing Platform | 0 | |
| 504 | Banli-to-Wusha Recreation Area | 0 | |
| 505 | Daqiu Island | 0 | |
| 506 | Beihai Tunnel | 0 | |
| 507 | Tiebao | 0 | |
| 508 | Matsu Liquor Factory (Tunnel 88) | 0 | |
| 509 | Niujiao Village | 0 | |
| 510 | Yanxiu Tidal Echo (Matsu) | 0 | |
| 511 | A Thread of Sky (Matsu) | 0 | |
| 512 | Andong Tunnel | 0 | |
| 513 | Chaste Maiden Cave | 0 | |
| 514 | Dongyong Lighthouse | 0 | |
| 515 | Dapu Monument | 0 | |
| 516 | Dongquan Lighthouse | 0 | |
| 517 | Caipu bay | 0 | |
| 518 | Kunqiu Beach | 0 | |
| 519 | Beigan | 0 | |
| 520 | Nangan | 0 | |
| 521 | Dongyin | 0 | |
| 522 | Jyuguang | 0 | |
| 523 | Jingmei Night Market | 0 | |
| 524 | Linjiang St. Night Market | 0 | |
| 525 | Dahu Park | 0 | |
| 526 | The Beitou Hot Springs Museum | 0 | |
| 527 | Xinyi Shopping Distric | 0 | |
| 528 | Haujiang Waterfowl Nature Park | 0 | |
| 529 | Dajia Riverside Park | 0 | |
| 530 | SPOT-Taipei Film House | 0 | |
| 531 | The Redhouse Theater | 0 | |
| 532 | Museum of Contemporary Art, Taipei | 0 | |
| 533 | Postal Museum | 0 | |
| 534 | Taiwan Handcraft Promotion Center | 0 | |

d2_15: D2. What tourist spots have you visited on this trip?spot15

| Value | Label | Cases | Percentage |
|-------|--|-------|------------|
| 535 | Shenkeng Old Street | 0 | |
| 536 | Pingxi | 0 | |
| 537 | Museum of World Religions | 0 | |
| 538 | Yonghe Lehua Night Market | 0 | |
| 539 | Blue Highway Tourism Routes | 0 | |
| 540 | Ershawan Gun Emplacement | 0 | |
| 541 | Keelung Port | 0 | |
| 542 | Nuannuan | 0 | |
| 543 | Zhongli | 0 | |
| 544 | Hsinchu Science Park | 0 | |
| 545 | Nanliao Fishery Harbor | 0 | |
| 546 | Hsinchu Chenghuang Temple Night Market | 0 | |
| 547 | Daba Peak | 0 | |
| 548 | Neiwan Railroad | 0 | |
| 549 | Guanwu National Forest Recreation Area | 0 | |
| 550 | Baguashan | 0 | |
| 551 | Lugang Mazu Temple | 0 | |
| 552 | Rueili-Taihe Scenic Area | 0 | |
| 553 | Qigu Birdseeing | 0 | |
| 554 | Dragon and Tiger Pagodas | 0 | |
| 555 | Chijin Mazu Temple, Kaohsiung | 0 | |
| 556 | Confucius Temple (Kaohsiung) | 0 | |
| 557 | Xizi Bay | 0 | |
| 558 | Kaohsiung Liuhe Night Market | 1 | 14.3% |
| 559 | Urban Spotlight | 0 | |
| 560 | Kaohsiung Port | 0 | |
| 561 | Love River | 0 | |
| 562 | Kaohsiung 85 Building | 0 | |
| 563 | Zhungxing Tower | 0 | |
| 564 | Fushan Botanical Garden | 0 | |
| 565 | Toufen | 0 | |
| 566 | Nanfangao | 0 | |
| 567 | Hualien Harbor | 0 | |
| 568 | Hualien Seaside Park | 0 | |
| 569 | Whale and Dolphine Viewing Tour along East Coast | 0 | |
| 570 | Guanshan Bicycle Path | 0 | |
| 571 | Water Running Up | 0 | |
| 572 | Dulan Mountain | 0 | |
| 573 | 921 Earthquake Museum of Taiwan (Jiji) | 0 | |
| 574 | Teresa Teng Memorail Park (Yun Garden) | 0 | |
| 575 | Wufenpu Fashion Area | 0 | |
| 576 | Miramar Ferris Wheel | 0 | |
| 577 | Dalongdong Baoan Temple | 0 | |
| 578 | Guanghua 3C Mall | 1 | 14.3% |
| 579 | Yuanwangkeng Park | 0 | |

d2_15: D2. What tourist spots have you visited on this trip?spot15

| Value | Label | Cases | Percentage |
|-------|--|-------|------------|
| 580 | Waiao Ocean Recreational Area | 0 | |
| 581 | Shi Guanyin Temple | 0 | |
| 582 | Daxi Honeymoon Bay | 0 | |
| 583 | Jinshan Lion's Head Mountain | 0 | |
| 584 | Jinshan Zhongjiao Shazhu Bay | 0 | |
| 585 | Sanzhi Visitor Center and Gallery | 0 | |
| 586 | Sanzhi Qianshui Bay | 0 | |
| 587 | Sanzhi | 0 | |
| 588 | Jiji Green Tunnel | 0 | |
| 589 | Hualien Sugar Factory | 0 | |
| 590 | Gongguan | 0 | |
| 591 | Qishan | 0 | |
| 592 | Meinong | 0 | |
| 593 | Jiaxian | 0 | |
| 594 | Shan-Ping Forest Ecological Garden | 0 | |
| 595 | Laingshan Recreation Area, Pingtung | 0 | |
| 596 | Goddess Temple (Magong, Penghu) | 0 | |
| 597 | Penghu Ocean-crossing Bridge | 0 | |
| 598 | Tongliang Great Banyuan | 0 | |
| 599 | Fongguei Cave | 0 | |
| 600 | Matsu War and Peace Memorial Park | 0 | |
| 601 | Matsu Religions Park | 0 | |
| 602 | Beihai Recreation Area, Matsu | 0 | |
| 603 | Tsai Family Ancestral Shrine, Qionglin | 0 | |
| 604 | Tunnels in Qionglin Combat Village, Kinmen | 0 | |
| 605 | Huang Family Youtang Villa, Kinmen | 0 | |
| 606 | Deyue Tower Western-style Houses, Kinmen | 0 | |
| 607 | Confucius Temple | 0 | |
| 608 | Nanjichang Night Market | 0 | |
| 609 | Ninxia Night Market | 0 | |
| 610 | Sinjhuang Night Market | 0 | |
| 611 | Banciao Nanya Night Market | 0 | |
| 612 | Jhonghe Singnan Night Market | 0 | |
| 613 | Other Night Markets in Keelung City | 0 | |
| 614 | Jhongli Sinmin Night Market | 0 | |
| 615 | Taoyuan Tourist Night Market | 0 | |
| 616 | Taichung Fongjia Night Market | 0 | |
| 617 | Taichung Jhonghua Night Market | 0 | |
| 618 | Lugang trandtional snacks | 0 | |
| 619 | Chiayi Wenhua Rd. Night Market | 0 | |
| 620 | Kaohsiung Sinsing Night Market | 0 | |
| 621 | Pingtung Minzu Rd. Night Market | 0 | |
| 622 | Yilan Luodong Night Market | 0 | |
| 623 | Hualien Nanbin Night Market | 0 | |
| 624 | Teresa Teng Memorail Park | 0 | |

| # d2_15: D2. What tourist spots have you visited on this trip?spot15 | | | |
|---|--|-------|------------|
| Value | Label | Cases | Percentage |
| 625 | Tianlu Art Center | 0 | |
| 626 | Liugui Service Area | 0 | |
| Sysmiss | | 5497 | |
| Warning: these figures indicate the number of cases found in the data file. They cannot be interpreted as summary statistics of the population of interest. | | | |
| # d2_a: D2. What tourist spots have you visited on this trip?1. Your favorite tourist spot | | | |
| Information | [Type= discrete] [Format=numeric] [Range= 1-626] [Missing=*] | | |
| Statistics [NW/ W] | [Valid=3660 /-] [Invalid=1844 /-] | | |
| Value | Label | Cases | Percentage |
| 1 | Taipei City | 0 | |
| 2 | Chiang Kaishek Memorial Hall | 52 | 1.4% |
| 3 | National Palace Museum | 559 | 15.3% |
| 4 | Other Night Markets in Taipei City | 0 | |
| 5 | Long Shan Temple | 102 | 2.8% |
| 6 | Taipe Martyr's Shrine | 25 | 0.7% |
| 7 | Yangmingshan National Park | 68 | 1.9% |
| 8 | Dihua Street Night Market | 3 | 0.1% |
| 9 | Chinese Culture & Movie Center | 0 | |
| 10 | National Taiwan College of Performing Arts | 0 | |
| 11 | Tienmu | 0 | |
| 12 | The Estern Distristic of Taipei | 36 | 1.0% |
| 13 | Sun Yatsen Memorail Hall | 6 | 0.2% |
| 14 | Mucha Maokong | 21 | 0.6% |
| 15 | Taipei Zoo | 2 | 0.1% |
| 16 | Jou Fen | 355 | 9.7% |
| 17 | Xiemending | 120 | 3.3% |
| 18 | Yehliu Ocean World | 0 | |
| 19 | Coastline park | 0 | |
| 20 | Taipei Botanical Garden | 1 | 0.0% |
| 21 | Hsing Tian Kong (Xingtian Temple) | 3 | 0.1% |
| 22 | Yangmingshuwu | 0 | |
| 23 | Taipei 101 | 445 | 12.2% |
| 24 | Taipei Fine Art Museum | 2 | 0.1% |
| 25 | National Museum of History | 2 | 0.1% |
| 26 | National Taiwan Science Education Center | 0 | |
| 27 | Taipei zoo | 0 | |
| 28 | Taipei Children's Recreation Center | 0 | |
| 29 | Taipei Astronomical Museum | 1 | 0.0% |
| 30 | Taipei Children's Museum of Transportation and Communication | 0 | |
| 31 | Chiang Kaishek's Shihlin Residence | 2 | 0.1% |
| 32 | National Museum of Marine Biology & Aquarium | 0 | |
| 33 | The Observatory of Shin Kong Life Tower | 0 | |
| 34 | Shilin Night Market | 224 | 6.1% |
| 35 | Huaxi Street (Snake Alley) Night Market | 9 | 0.2% |
| 36 | Raohe Street Night Market | 15 | 0.4% |

d2_a: D2. What tourist spots have you visited on this trip?1. Your favorite tourist spot

| Value | Label | Cases | Percentage |
|-------|--|-------|------------|
| 37 | Office of the President Republic of China (Taiwan) | 4 | 0.1% |
| 38 | National Taiwan Arts Education Center | 0 | |
| 39 | 228 Peace Memorial Park | 5 | 0.1% |
| 40 | Yuanshan | 2 | 0.1% |
| 41 | Taipei Matro Mall | 3 | 0.1% |
| 42 | Juming Museum | 3 | 0.1% |
| 43 | Beitou | 39 | 1.1% |
| 44 | Qing Shui Zu shi temple | 0 | |
| 45 | Lin An Tai Historical House & Museum | 0 | |
| 46 | Shung Ye Museum of Formosan Aborigines | 0 | |
| 47 | Taipei Main Station Shopping Area | 2 | 0.1% |
| 48 | Shung Ye Museum of Formosan Aborigines (Taipei) | 0 | |
| 49 | Miniatures Museum of Taiwan (Taipei) | 2 | 0.1% |
| 50 | Jianguo Flower and Jade Market | 2 | 0.1% |
| 51 | Beitou Museum | 1 | 0.0% |
| 52 | Matilda Resort | 1 | 0.0% |
| 53 | Neptune Resort | 0 | |
| 54 | Yehliu | 128 | 3.5% |
| 55 | Shihmen (Stone) Arch | 1 | 0.0% |
| 56 | Tiaoshih Coast / Jump-stone Coast | 0 | |
| 57 | Jinshan Hot-Spring Gym Pool | 0 | |
| 58 | New Jinshan Beach | 1 | 0.0% |
| 59 | Green Bay Beach | 0 | |
| 60 | Guanyinshan | 2 | 0.1% |
| 61 | Lailai Rock Fishing ?Area | 0 | |
| 62 | Shida Night Market | 8 | 0.2% |
| 63 | Pinglin Tea Museum | 0 | |
| 64 | Yingge Ceramics Museum | 6 | 0.2% |
| 65 | Wulai | 25 | 0.7% |
| 66 | Shihfen Waterfall | 6 | 0.2% |
| 67 | Butian Lake | 3 | 0.1% |
| 68 | Manyueyuan National Forest Recreation Area | 0 | |
| 69 | Neidong National Forest Recreation Area | 0 | |
| 70 | Formosa Fun Coast | 0 | |
| 71 | Lele Valley Springs | 0 | |
| 72 | Yun Hsien Resort | 0 | |
| 73 | Bitou Harbor Service Area | 0 | |
| 74 | Longdongwan Coast Park | 0 | |
| 75 | Longdong South Ocean Park | 0 | |
| 76 | Fulong beach (including Fulong Visitor Center) | 1 | 0.0% |
| 77 | Longmen Camp Site | 0 | |
| 78 | Yanliao Beach Park | 0 | |
| 79 | Sandiaoqiao Cape Lighthouse | 0 | |
| 80 | the Lin Family Mans | 0 | |
| 81 | Tamsui | 180 | 4.9% |

d2_a: D2. What tourist spots have you visited on this trip?1. Your favorite tourist spot

| Value | Label | Cases | Percentage |
|-------|---|-------|------------|
| 82 | Fort San Domingo | 1 | 0.0% |
| 83 | Linkou | 0 | |
| 84 | Shihcheng Service Are | 0 | |
| 85 | The North Coast Tourist Routes | 2 | 0.1% |
| 86 | The Lanyang Northern Cross Tourist Routes | 0 | |
| 87 | The Northeast Coast National Scenic Area | 0 | |
| 88 | Keelung City | 0 | |
| 89 | Dawulun Gun Emplacement | 1 | 0.0% |
| 90 | The Northeast Coastal Scenic Area | 7 | 0.2% |
| 91 | Jhongjhrng Park | 0 | |
| 92 | Valentine Lake Park | 0 | |
| 93 | East Canyon | 0 | |
| 94 | Sento Park | 0 | |
| 95 | Badou Zi Coastal Park | 0 | |
| 96 | Hepingdao Seashore Park | 0 | |
| 97 | Taoyuan County | 0 | |
| 98 | Shihmen Reservoir | 3 | 0.1% |
| 99 | Window on China Theme Park | 3 | 0.1% |
| 100 | Chung Cheng Aviation Museum | 0 | |
| 101 | Siaowulai Scenic Area | 0 | |
| 102 | Dongyanshan National Forest Recreation Area | 0 | |
| 103 | Lalashan Forest Reserve | 0 | |
| 104 | Wei Chuan Pushin Ranch | 0 | |
| 105 | Dragonball Bay | 0 | |
| 106 | Hsinchu City | 0 | |
| 107 | Leofoo Village Theme Park | 9 | 0.2% |
| 108 | Golden Bird Oceanic Park | 0 | |
| 109 | Little Ding-Dong Science Park | 0 | |
| 110 | Wanjui Forest Recreational Area | 0 | |
| 111 | Dasheng Amusement Park | 0 | |
| 112 | Qingquan Hot? Spring | 0 | |
| 113 | Ku Chi Peak | 0 | |
| 114 | Miaoli County | 0 | |
| 115 | Tri-Mountain National Scenic Area | 0 | |
| 116 | Lion's Head Mountain Scenic Area | 1 | 0.0% |
| 117 | Kuanwu Cottage,? Shei-Pa National Park | 0 | |
| 118 | Mingde Reservoir | 0 | |
| 119 | Qiding Beach Resort | 0 | |
| 120 | Tongxiao Beach Resort | 0 | |
| 121 | Shangri-La Amusement Park | 0 | |
| 122 | New China City Amusement World | 0 | |
| 123 | Sanyi Wood Sculpture Museum | 2 | 0.1% |
| 124 | West Lake Resortopia | 0 | |
| 125 | Evergreen Valley Forest Amusement | 0 | |
| 126 | Taoyuan, Hsinchu and Miaoli Tourist Routes | 0 | |

d2_a: D2. What tourist spots have you visited on this trip?1. Your favorite tourist spot

| Value | Label | Cases | Percentage |
|-------|--|-------|------------|
| 127 | Taichung City | 0 | |
| 128 | National Museum of Natural Science | 2 | 0.1% |
| 129 | Encore Garden | 0 | |
| 130 | Dungshr Forest Farm | 0 | |
| 131 | Dasyueshan National Forest Recreation Area | 0 | |
| 132 | Taiwan Studio City | 0 | |
| 133 | Lishan Recreation Area | 0 | |
| 134 | Shei-pa National Park | 0 | |
| 136 | Wuling National Forest Recreation Area | 0 | |
| 137 | Fushoushan Farm | 0 | |
| 138 | Tiehchenshan Mountain Recreation Area | 0 | |
| 139 | Basianshan National Forest Recreation Area | 0 | |
| 140 | Dasyueshan National Forest Recreation Area | 0 | |
| 141 | Daan Beach | 2 | 0.1% |
| 142 | The Ryukoku natural amusement park | 0 | |
| 143 | Yamay Resort | 0 | |
| 144 | Tungshan Amusement Park | 0 | |
| 145 | Nantou County | 0 | |
| 146 | Sitou Forest Recreation Area | 4 | 0.1% |
| 147 | Sun Link Sea Forest Recreation Area | 0 | |
| 148 | Formosan Aboriginal Culture Village | 6 | 0.2% |
| 149 | Atayal Village | 0 | |
| 150 | The Sunmoonlake Scenic Area | 218 | 6.0% |
| 151 | Cingjing Farm | 10 | 0.3% |
| 152 | Wushe Scenic Area | 0 | |
| 153 | Hehuanshan National Forest Recreation Area | 2 | 0.1% |
| 154 | Yushan National Park | 2 | 0.1% |
| 155 | Tataka Recreation Area | 0 | |
| 156 | Sun Moon Lake Tourist Routes | 0 | |
| 157 | Panshan Battle Trenches | 0 | |
| 158 | Chung-Tai Buddhist Temple | 1 | 0.0% |
| 159 | Shoutian Temple | 0 | |
| 160 | Cihu (Kinmen) | 0 | |
| 161 | Phoenix Valley Bird Park | 0 | |
| 162 | Taiwan Endemic Species Research Institute | 0 | |
| 163 | Dakuanshan Nature Reserve | 0 | |
| 164 | Dongpu Hot Spring | 0 | |
| 165 | Aowanda National Forest Recreation Area | 0 | |
| 166 | Huisun Forest Recreation Area | 0 | |
| 167 | Laiji | 0 | |
| 168 | Hehuanshan National Forest Recreation Area | 0 | |
| 169 | Changhua County | 0 | |
| 170 | Lugang Folk Arts Museum | 1 | 0.0% |
| 171 | Taiwan Folk Village | 0 | |
| 172 | Songboling Forest Park | 0 | |

d2_a: D2. What tourist spots have you visited on this trip?1. Your favorite tourist spot

| Value | Label | Cases | Percentage |
|-------|---|-------|------------|
| 173 | Hu Shan Yan | 0 | |
| 174 | The new Baiguoshan Amusement | 0 | |
| 175 | Chingshuiyan Scout Camp | 0 | |
| 176 | ?Tienchung Forest Park | 0 | |
| 177 | The Great Buddha Sculpture | 1 | 0.0% |
| 178 | Longshan Temple, Lugang | 1 | 0.0% |
| 179 | Confucius Temple, Chunghua | 0 | |
| 180 | Yunlin County | 0 | |
| 181 | Southwest Coast Tourism Routes | 0 | |
| 182 | Southwest Coast Scenic Area | 0 | |
| 183 | JanFuSun Fancyworld | 4 | 0.1% |
| 184 | Tsaoling | 1 | 0.0% |
| 185 | San Tiao Lun? Beach ?Park | 0 | |
| 186 | BeiGang ChaoTian Temple | 1 | 0.0% |
| 187 | Chiayi County | 0 | |
| 188 | Lijia | 0 | |
| 189 | Alishan National Scenic Area | 96 | 2.6% |
| 190 | Shou Shan | 0 | |
| 191 | Alishan Tourism Routes | 0 | |
| 192 | Danayigu | 0 | |
| 193 | Fengshan Ecology Garden | 0 | |
| 194 | Guanyin Waterfall Scenic Area | 0 | |
| 195 | China Folk-Custom Village | 0 | |
| 196 | Big Chiayi Theme Park | 0 | |
| 197 | Chiayi Farm Ecological Resort | 0 | |
| 198 | Ren-Yi Tan | 0 | |
| 199 | Lantan | 0 | |
| 200 | Tainan City | 0 | |
| 201 | Chihkan Tower | 4 | 0.1% |
| 202 | Old Fort of Anping (Fort Zeelandia) | 5 | 0.1% |
| 203 | Wu Shan Tou Reservoir | 0 | |
| 204 | Anping Port National Historical Scenic Area | 1 | 0.0% |
| 205 | The Jianshan Pi Reservoir Scenic Area | 0 | |
| 206 | Zengwun Dam | 0 | |
| 207 | Coral Lake | 0 | |
| 208 | Guan Zih Ling | 5 | 0.1% |
| 209 | Hutoubei Scenic Area | 1 | 0.0% |
| 210 | Tsou-Ma-Lai Farm | 0 | |
| 211 | Leopard King Safari Zoo | 0 | |
| 212 | Mashagou Seafront Beach ?Park | 0 | |
| 213 | Woozland | 0 | |
| 214 | Daitianfu Temple, Madou | 0 | |
| 215 | Daitianfu Temple, Nankunshen | 0 | |
| 216 | Koxinga Shrine | 2 | 0.1% |
| 217 | Eternal Fortress | 0 | |

d2_a: D2. What tourist spots have you visited on this trip?1. Your favorite tourist spot

| Value | Label | Cases | Percentage |
|-------|--|-------|------------|
| 218 | Confucius Temple, Tainan | 5 | 0.1% |
| 219 | War God Temple | 0 | |
| 220 | Five Concubines Temple | 0 | |
| 221 | Great Empress of Heaven Temple | 2 | 0.1% |
| 222 | Kaohsiung City | 0 | |
| 223 | Spring Autumn Pavilions in Zuoying | 0 | |
| 224 | Chengching Lake | 6 | 0.2% |
| 225 | Foguangshan | 18 | 0.5% |
| 226 | Maolin Scenic Area (including Lovers' Valley and Duona Sprin | 2 | 0.1% |
| 227 | Kaohsiung-Pingtung the Foothills Tourism Routes (Including K | 0 | |
| 228 | Meishan Visitor Center | 0 | |
| 229 | Shoushan Zoo | 1 | 0.0% |
| 230 | Kaohsiung Historic Museum | 2 | 0.1% |
| 231 | Cijin Seashore Park | 13 | 0.4% |
| 232 | Lotus Pond | 8 | 0.2% |
| 233 | National Science and Technology Museum | 0 | |
| 234 | Kaoshiung Museum of Fine Arts | 2 | 0.1% |
| 235 | Kaohsiung Museum of History | 0 | |
| 236 | Pingtung Farm | 0 | |
| 238 | Tengjhih National Forest Recreation Area | 0 | |
| 239 | Cijin Beach ?Park | 1 | 0.0% |
| 240 | Blue Lagoon Water Park | 3 | 0.1% |
| 241 | Grand World InternationalVillage | 1 | 0.0% |
| 242 | Boalai, Bulao Hot Springs | 0 | |
| 243 | ?Former Sinwei Tree?Nursery | 0 | |
| 244 | Eighteen Arhats Mountain Area | 2 | 0.1% |
| 245 | Bridge Recreation Area | 0 | |
| 246 | Bang Abdominal Creek Recreation Areas | 1 | 0.0% |
| 247 | Pingtung County | 0 | |
| 248 | Kenting National Park | 64 | 1.7% |
| 249 | Jiaosi | 6 | 0.2% |
| 250 | Eluanbi Park | 2 | 0.1% |
| 251 | Maobitou Park | 0 | |
| 252 | Kenting National Forest Recreation Area | 0 | |
| 253 | Kenting Space Port | 5 | 0.1% |
| 254 | Jialeshuei Scenic Area | 3 | 0.1% |
| 255 | Sheding Nature Park | 0 | |
| 256 | Nanwan Beach Recreation Area | 1 | 0.0% |
| 257 | Shiaowan Beach Recreation Area | 0 | |
| 258 | The Sisal Industry History Monument | 0 | |
| 259 | Longluan Lake Nature Center | 0 | |
| 260 | Shadao Shell Beach Exhibition Hall | 0 | |
| 261 | National Museum of Marine Biology & Aquarium | 7 | 0.2% |
| 262 | Hengchun Peninsula Tourist Routes | 0 | |
| 263 | Dapeng Bay National Scenic Area | 0 | |

d2_a: D2. What tourist spots have you visited on this trip?1. Your favorite tourist spot

| Value | Label | Cases | Percentage |
|-------|--|-------|------------|
| 264 | Liuqiu (Shiaoliqiu) | 1 | 0.0% |
| 265 | Shiaoliqiu Tourism Diving Boat | 0 | |
| 266 | Holiday Theme Park | 0 | |
| 267 | Jiliang Mountain Tourist Routes (Including Hualien, Yilan, T | 0 | |
| 268 | Taiwan Aboriginal Culture Park | 1 | 0.0% |
| 269 | Shuangliou National Forest Recreation Area | 0 | |
| 270 | Kenting Beach | 5 | 0.1% |
| 271 | Yilan County | 0 | |
| 272 | Tung Shan Science Area | 4 | 0.1% |
| 273 | Dahu | 0 | |
| 274 | Wufengqi Scenic Area | 0 | |
| 275 | Meihua Lake | 0 | |
| 276 | Longtan Lake | 0 | |
| 277 | Taipingshan National Forest Recreation Area | 0 | |
| 278 | Cilan Forest Recreation Area | 0 | |
| 279 | Mingchih Forest Recreation Area | 0 | |
| 280 | Toucheng Beach | 0 | |
| 281 | Chilan Forest Playground | 0 | |
| 282 | Dali Visitor Center | 0 | |
| 283 | Beiguan Tidal Park | 0 | |
| 284 | Mt. Taiping | 1 | 0.0% |
| 285 | Wuling Farm | 0 | |
| 286 | Wulaokeng Scenic Area | 0 | |
| 287 | Su-ao Cold Spring | 1 | 0.0% |
| 288 | Hualine County | 0 | |
| 289 | Taroko, Tienhsiang | 311 | 8.5% |
| 290 | Oriental Hawaii | 0 | |
| 291 | Xiuguluan River Rafting Area | 1 | 0.0% |
| 292 | Shihtiping Recreation Area | 0 | |
| 293 | Jici Beach | 0 | |
| 294 | Hualien Ranger Station | 0 | |
| 295 | East Rift Valley National Scenic Area (including Hualien, Ta | 0 | |
| 296 | Liyu Lake Scenic Area | 1 | 0.0% |
| 297 | Chihnan National Forest Recreation Area | 0 | |
| 298 | Chao Feng Ranch & Resort | 0 | |
| 299 | Fuyuan National Forest Recreation Area | 0 | |
| 300 | Nan-an Visitor Center, Yushan National Park | 0 | |
| 301 | Lingtien Mountain | 0 | |
| 302 | Shihti Harbor | 0 | |
| 303 | Pulowan Recreation Area | 0 | |
| 304 | Wenshan Springs | 1 | 0.0% |
| 305 | Fugang Harbor | 0 | |
| 306 | The East Coast (Baxian Cave (Baxiandong), Shihtiping, Sansia | 1 | 0.0% |
| 307 | Ligi Mudstone Badlands Geopark in Eastern Taiwan | 0 | |
| 308 | Hualien & Taitung Tourist Routes (including Hualien, Taitun | 0 | |

d2_a: D2. What tourist spots have you visited on this trip?1. Your favorite tourist spot

| Value | Label | Cases | Percentage |
|-------|--|-------|------------|
| 309 | Taitung County | 0 | |
| 310 | Jhihben | 11 | 0.3% |
| 311 | Jialulan | 0 | |
| 312 | Shanyuan Beach | 0 | |
| 313 | Sansiantai (Terrace of the Three Immortals) | 1 | 0.0% |
| 314 | Basian Cave (Basiandong) | 0 | |
| 315 | East Coast National Scenic Area Administration Headquarters | 0 | |
| 316 | Guanshan Water Park | 0 | |
| 317 | Chihshang Pastoral T.S.C. | 0 | |
| 318 | Chulu Pasturage | 0 | |
| 319 | East Coast National Scenic Area (including Hualien, Tautung) | 2 | 0.1% |
| 320 | Taitung Veterans Farm | 0 | |
| 321 | Jhihben National Forest Recreation Area | 0 | |
| 322 | Lyudao (Green Island) | 6 | 0.2% |
| 323 | Lanyu (Orchid Island) | 0 | |
| 324 | Penghu County | 0 | |
| 325 | Penghu National Scenic Area | 0 | |
| 326 | Penghu Visitor Center | 0 | |
| 327 | South Sea Visitor Center | 0 | |
| 328 | North Sea Visitor Center | 0 | |
| 329 | Penghu Aquarium | 0 | |
| 330 | Lintou Park | 0 | |
| 331 | Siyu Western Fort | 1 | 0.0% |
| 332 | Jibei Island | 0 | |
| 333 | Center for the Promotion of the Tourism Industry | 0 | |
| 334 | Kinmen County | 0 | |
| 335 | Kinmen National Park | 0 | |
| 336 | Sun Yat-sen Memorial Forest | 0 | |
| 337 | Jhaishan | 0 | |
| 338 | Nature Center | 0 | |
| 339 | Guniungtou War Museum | 0 | |
| 340 | Kinmen Folk Culture Village | 1 | 0.0% |
| 341 | Juguang Tower | 0 | |
| 342 | Xibian Beach | 0 | |
| 343 | Lienchiang County | 0 | |
| 344 | Offshore Islands Tourism Routes (Including: Kinmen, Matsu, P | 0 | |
| 345 | Round Island Railway Tourism Routes | 0 | |
| 346 | National Floriculture Park | 0 | |
| 347 | Temples | 0 | |
| 348 | Taipei County | 0 | |
| 349 | Other Night Markets in Taipei County | 0 | |
| 350 | Keelung Miaokow Night Market | 0 | |
| 351 | Other Night Markets in Taoyuan County | 0 | |
| 352 | Other Night Markets in Hsinchu City | 0 | |
| 353 | Hsinchu County | 0 | |

d2_a: D2. What tourist spots have you visited on this trip?1. Your favorite tourist spot

| Value | Label | Cases | Percentage |
|-------|--|-------|------------|
| 354 | Other Night Markets in Hsinchu County | 0 | |
| 355 | Other Night Markets in Miaoli County | 0 | |
| 356 | Other Night Markets in Taichung City | 2 | 0.1% |
| 357 | Taichung County | 0 | |
| 358 | Other Night Markets in Taichung County | 0 | |
| 359 | Other Night Markets in Changhua County | 0 | |
| 360 | Other Night Markets in Yunlin County | 0 | |
| 361 | Other Night Markets in Chiayi County | 0 | |
| 362 | Other Night Markets in Tainan City | 4 | 0.1% |
| 363 | Tainan County | 0 | |
| 364 | Other Night Markets in Tainan County | 0 | |
| 365 | Kaohsiung County | 0 | |
| 366 | Other Night Markets in Kaohsiung County | 0 | |
| 367 | Other Night Markets in Kaohsiung City | 6 | 0.2% |
| 368 | Other Night Markets in Pingtung County | 0 | |
| 369 | Other Night Markets in Taitung County | 0 | |
| 370 | Other Night Markets in Hualine County | 0 | |
| 371 | Other Night Markets in Yilan County | 2 | 0.1% |
| 372 | Other Night Markets in Kinmen County | 0 | |
| 373 | Other Night Markets in Nantou County | 0 | |
| 374 | Other Night Markets in Penghu County | 0 | |
| 375 | Other Night Markets in Lienchiang County | 0 | |
| 378 | Chiayi City | 0 | |
| 379 | Other Night Markets in Chiayi City | 0 | |
| 380 | Amis Cultural Village | 0 | |
| 381 | Gongguan Night Market | 3 | 0.1% |
| 382 | Shihciouling Gun Emplacement | 0 | |
| 383 | Bisha Fishery Harbor | 0 | |
| 384 | Jinguashi | 1 | 0.0% |
| 385 | Nanya Erosion Rocks Area (including Beaches and Mountain Tra | 0 | |
| 386 | Bitou Cape Park (Including Bitou Cape Trail) | 0 | |
| 387 | Jinshawan Beach Park | 0 | |
| 388 | Aodi Fishery Harbor | 0 | |
| 389 | Mao'ao Fishery Village | 1 | 0.0% |
| 390 | Caoling Historic Trail | 0 | |
| 391 | Pinlin | 0 | |
| 392 | Sanxia | 2 | 0.1% |
| 393 | Yingge | 2 | 0.1% |
| 394 | Jinshan | 1 | 0.0% |
| 395 | Temple of Eighteen Deities | 1 | 0.0% |
| 396 | Fugui Cape | 0 | |
| 397 | Baisha Bay | 2 | 0.1% |
| 398 | Tamsui Old Street | 8 | 0.2% |
| 399 | Tamshui Fishman's Wharf | 6 | 0.2% |
| 400 | Taipei County Shinsanhang Museum of Archaeology | 2 | 0.1% |

d2_a: D2. What tourist spots have you visited on this trip?1. Your favorite tourist spot

| Value | Label | Cases | Percentage |
|-------|--|-------|------------|
| 401 | Baling | 0 | |
| 402 | Dashi | 1 | 0.0% |
| 403 | Cihu | 5 | 0.1% |
| 404 | Neiwan | 2 | 0.1% |
| 405 | Beipu | 0 | |
| 406 | Taian hot Springs | 2 | 0.1% |
| 407 | Hwataoyao | 0 | |
| 408 | Zhuolan | 0 | |
| 409 | Sihyuan Yakou | 0 | |
| 410 | Huanshan | 0 | |
| 411 | Jiayang | 0 | |
| 412 | Deji | 0 | |
| 413 | Dayuling | 0 | |
| 414 | Lushan Hot Springs | 1 | 0.0% |
| 415 | Puli | 4 | 0.1% |
| 416 | Guguan | 2 | 0.1% |
| 417 | Songhe Tribe | 0 | |
| 418 | Qub-Shou-Yao, Puli | 0 | |
| 419 | Minghu Reservoir | 0 | |
| 420 | Mingtian Reservoir | 0 | |
| 421 | Checheng Train Station | 0 | |
| 422 | DengyingAcademy | 0 | |
| 423 | National Taiwan Craft Research and Development Institute | 0 | |
| 424 | Puli Distillery | 0 | |
| 425 | Guangxing Paper Factory | 0 | |
| 426 | Sing Ling Temple | 1 | 0.0% |
| 427 | Hua-Ji-Man-Mo Monument | 0 | |
| 428 | Endemic Species Research Institute | 0 | |
| 429 | Mingcin Academy | 0 | |
| 430 | Jiji | 1 | 0.0% |
| 431 | Tenshing Kiln Ceramics Cultural Park | 0 | |
| 432 | Dongshih Fishery Harbor | 0 | |
| 433 | Luermen Tianhou Temple | 0 | |
| 434 | Sicao Dazhong Temple and Gun Emplacement | 0 | |
| 435 | Xishu Golden Beach | 0 | |
| 436 | Tainan Siaobei Night Market | 0 | |
| 437 | Chukou | 0 | |
| 438 | Shanme | 0 | |
| 439 | Shizhuo | 0 | |
| 440 | Dabang | 0 | |
| 441 | Tefuye | 0 | |
| 442 | Fenqihu | 0 | |
| 443 | Ruili | 0 | |
| 444 | Sandimen | 1 | 0.0% |
| 445 | Saijia Amusement Park | 0 | |

d2_a: D2. What tourist spots have you visited on this trip?1. Your favorite tourist spot

| Value | Label | Cases | Percentage |
|-------|--|-------|------------|
| 446 | Gaushu | 0 | 0.0% |
| 447 | Ligang | 0 | |
| 448 | Yanban (Slate) Lane, Wutai Township | 1 | |
| 449 | Duona Village's Stone Slab Houses | 0 | |
| 450 | Sichongxi | 0 | |
| 451 | Qing-Zhou Beach Recreation Areas | 0 | |
| 452 | Pei Kuan Resort | 0 | |
| 453 | Dali Tiangong Temple | 0 | |
| 454 | Toucheng Recreation Farm | 0 | |
| 455 | Wushih Harbor | 0 | |
| 456 | Guishan Island (Turtle Island) | 0 | |
| 457 | National DongHua University | 0 | |
| 458 | Yi Yuan Resort | 0 | |
| 459 | Promisedland Resort & Lagoon | 0 | |
| 460 | Fenglin Recreation Areas | 0 | |
| 461 | Mataian Wetland Ecological Park | 0 | |
| 462 | Ruisui Hongye Springs | 0 | |
| 463 | Wuhe Tourist Tea Plantation & Saoba Stone Pillars | 0 | |
| 464 | Antong Hot Springs, Yuli | 0 | |
| 465 | Liushidan Mountain | 0 | |
| 466 | Loushan Waterfall | 0 | |
| 467 | Dashi Fishery Harbor | 0 | 0.0% |
| 468 | Qixing Lake (Qixingtang) | 0 | |
| 469 | Hualien Farglory Ocean Park | 1 | |
| 470 | Dapo Pond & Chishang Pastoral Resort | 0 | |
| 471 | Luyeh High Terrace Tourism Tea Plantation | 0 | |
| 472 | Taitung Hungyeh (Red Leaves) Hot Spring Riverside Park | 0 | |
| 473 | Chengkong Harbor | 0 | |
| 474 | Beinan Cultural Park | 0 | |
| 475 | National Museum of Prehistory | 0 | |
| 476 | Taimali | 0 | |
| 477 | Penghu Mazu Temple (Magung) | 0 | |
| 478 | Wang'an Island | 0 | |
| 479 | Qimei Island | 0 | |
| 480 | Hujing Island | 0 | |
| 481 | Tongpan Island | 0 | |
| 482 | Shuangli Wetlands Nature Center | 0 | |
| 483 | Sanhou Folk Culture Village | 0 | |
| 484 | Tai Lake | 0 | |
| 485 | Gugang Lake | 0 | |
| 486 | Shuangli Lake | 0 | |
| 487 | Lingshui Lake | 0 | |
| 488 | Qiu Liang-Gung's Mother Chastity Arch | 0 | |
| 489 | Wentai Pagoda | 0 | |
| 490 | Sihwei Tunnel | 0 | |

d2_a: D2. What tourist spots have you visited on this trip?1. Your favorite tourist spot

















| Value | Label | Cases | Percentage |
|-------|---|-------|------------|
| 491 | Jhaishan Tunnel | 0 | |
| 492 | Qionglin | 0 | |
| 493 | August 23rd Bombardment Memorial Hall | 0 | |
| 494 | Mashan Broadcasting and Observation Station | 0 | |
| 495 | Beishan Old Western-style House | 0 | |
| 496 | Taiwu Mountain | 1 | 0.0% |
| 497 | Beishan Traditional Residency | 0 | |
| 498 | Kinmen Kaoliang Liquor Inc. | 0 | |
| 499 | Wujiang River Estuary | 0 | |
| 500 | Shuitou | 0 | |
| 501 | Guniungtou cliff | 0 | |
| 502 | Qinbi Village, Beigan | 0 | |
| 503 | Bishan Sightseeing Platform | 0 | |
| 504 | Banli-to-Wusha Recreation Area | 0 | |
| 505 | Daqiu Island | 0 | |
| 506 | Beihai Tunnel | 0 | |
| 507 | Tiebao | 0 | |
| 508 | Matsu Liquor Factory (Tunnel 88) | 0 | |
| 509 | Niujiao Village | 0 | |
| 510 | Yanxiu Tidal Echo (Matsu) | 0 | |
| 511 | A Thread of Sky (Matsu) | 0 | |
| 512 | Andong Tunnel | 0 | |
| 513 | Chaste Maiden Cave | 0 | |
| 514 | Dongyong Lighthouse | 0 | |
| 515 | Dapu Monument | 0 | |
| 516 | Dongquan Lighthouse | 0 | |
| 517 | Caipu bay | 0 | |
| 518 | Kunqiu Beach | 0 | |
| 519 | Beigan | 0 | |
| 520 | Nangan | 0 | |
| 521 | Dongyin | 0 | |
| 522 | Jyuguang | 0 | |
| 523 | Jingmei Night Market | 0 | |
| 524 | Linjiang St. Night Market | 2 | 0.1% |
| 525 | Dahu Park | 0 | |
| 526 | The Beitou Hot Springs Museum | 0 | |
| 527 | Xinyi Shopping Distric | 11 | 0.3% |
| 528 | Haujiang Waterfowl Nature Park | 1 | 0.0% |
| 529 | Dajia Riverside Park | 0 | |
| 530 | SPOT-Taipei Film House | 0 | |
| 531 | The Redhouse Theater | 1 | 0.0% |
| 532 | Museum of Contemporary Art, Taipei | 1 | 0.0% |
| 533 | Postal Museum | 0 | |
| 534 | Taiwan Handcraft Promotion Center | 0 | |
| 535 | Shenkeng Old Street | 8 | 0.2% |

d2_a: D2. What tourist spots have you visited on this trip?1. Your favorite tourist spot

| Value | Label | Cases | Percentage |
|-------|--|-------|------------|
| 536 | Pingxi | 4 | 0.1% |
| 537 | Museum of World Religions | 0 | |
| 538 | Yonghe Lehua Night Market | 1 | 0.0% |
| 539 | Blue Highway Tourism Routes | 0 | |
| 540 | Ershawan Gun Emplacement | 0 | |
| 541 | Keelung Port | 0 | |
| 542 | Nuannuan | 0 | |
| 543 | Zhongli | 0 | |
| 544 | Hsinchu Science Park | 0 | |
| 545 | Nanliao Fishery Harbor | 0 | |
| 546 | Hsinchu Chenghuang Temple Night Market | 1 | 0.0% |
| 547 | Daba Peak | 0 | |
| 548 | Neiwan Railroad | 0 | |
| 549 | Guanwu National Forest Recreation Area | 0 | |
| 550 | Baguashan | 0 | |
| 551 | Lugang Mazu Temple | 3 | 0.1% |
| 552 | Rueili-Taihe Scenic Area | 0 | |
| 553 | Qigu Birdseeing | 3 | 0.1% |
| 554 | Dragon and Tiger Pagodas | 2 | 0.1% |
| 555 | Chijin Mazu Temple, Kaohsiung | 0 | |
| 556 | Confucius Temple (Kaohsiung) | 1 | 0.0% |
| 557 | Xizi Bay | 23 | 0.6% |
| 558 | Kaohsiung Liuhe Night Market | 33 | 0.9% |
| 559 | Urban Spotlight | 3 | 0.1% |
| 560 | Kaohsiung Port | 3 | 0.1% |
| 561 | Love River | 44 | 1.2% |
| 562 | Kaohsiung 85 Building | 5 | 0.1% |
| 563 | Zhungxing Tower | 0 | |
| 564 | Fushan Botanical Garden | 0 | |
| 565 | Toufen | 0 | |
| 566 | Nanfangao | 0 | |
| 567 | Hualien Harbor | 0 | |
| 568 | Hualien Seaside Park | 1 | 0.0% |
| 569 | Whale and Dolphine Viewing Tour along East Coast | 0 | |
| 570 | Guanshan Bicycle Path | 0 | |
| 571 | Water Running Up | 0 | |
| 572 | Dulan Mountain | 0 | |
| 573 | 921 Earthquake Museum of Taiwan (Jiji) | 0 | |
| 574 | Teresa Teng Memorail Park (Yun Garden) | 0 | |
| 575 | Wufenpu Fashion Area | 14 | 0.4% |
| 576 | Miramar Ferris Wheel | 8 | 0.2% |
| 577 | Dalongdong Baoan Temple | 0 | |
| 578 | Guanghua 3C Mall | 3 | 0.1% |
| 579 | Yuanwangkeng Park | 0 | |
| 580 | Waiao Ocean Recreational Area | 0 | |

d2_a: D2. What tourist spots have you visited on this trip?1. Your favorite tourist spot

| Value | Label | Cases | Percentage |
|-------|--|-------|------------|
| 581 | Shi Guanyin Temple | 0 | |
| 582 | Daxi Honeymoon Bay | 0 | |
| 583 | Jinshan Lion's Head Mountain | 0 | |
| 584 | Jinshan Zhongjiao Shazhu Bay | 0 | |
| 585 | Sanzhi Visitor Center and Gallery | 0 | |
| 586 | Sanzhi Qianshui Bay | 0 | |
| 587 | Sanzhi | 0 | |
| 588 | Jiji Green Tunnel | 0 | |
| 589 | Hualien Sugar Factory | 0 | |
| 590 | Gongguan | 0 | |
| 591 | Qishan | 1 | 0.0% |
| 592 | Meinong | 4 | 0.1% |
| 593 | Jiaxian | 1 | 0.0% |
| 594 | Shan-Ping Forest Ecological Garden | 0 | |
| 595 | Laingshan Recreation Area, Pingtung | 0 | |
| 596 | Goddess Temple (Magong, Penghu) | 0 | |
| 597 | Penghu Ocean-crossing Bridge | 1 | 0.0% |
| 598 | Tongliang Great Banyuan | 0 | |
| 599 | Fongguei Cave | 2 | 0.1% |
| 600 | Matsu War and Peace Memorial Park | 0 | |
| 601 | Matsu Religions Park | 0 | |
| 602 | Beihai Recreation Area, Matsu | 0 | |
| 603 | Tsai Family Ancestral Shrine, Qionglin | 0 | |
| 604 | Tunnels in Qionglin Combat Village, Kinmen | 0 | |
| 605 | Huang Family Yutang Villa, Kinmen | 0 | |
| 606 | Deyue Tower Western-style Houses, Kinmen | 0 | |
| 607 | Confucius Temple | 2 | 0.1% |
| 608 | Nanjichang Night Market | 0 | |
| 609 | Ninxia Night Market | 0 | |
| 610 | Sinjhuang Night Market | 0 | |
| 611 | Banciao Nanya Night Market | 1 | 0.0% |
| 612 | Jhonghe Singnan Night Market | 0 | |
| 613 | Other Night Markets in Keelung City | 0 | |
| 614 | Jhongli Sinmin Night Market | 0 | |
| 615 | Taoyuan Tourist Night Market | 1 | 0.0% |
| 616 | Taichung Fongjia Night Market | 17 | 0.5% |
| 617 | Taichung Jhonghua Night Market | 1 | 0.0% |
| 618 | Lugang trandtional snacks | 0 | |
| 619 | Chiayi Wenhua Rd. Night Market | 0 | |
| 620 | Kaohsiung Sinsing Night Market | 2 | 0.1% |
| 621 | Pingtung Minzu Rd. Night Market | 1 | 0.0% |
| 622 | Yilan Luodong Night Market | 0 | |
| 623 | Hualien Nanbin Night Market | 2 | 0.1% |
| 624 | Teresa Teng Memorail Park | 0 | |
| 625 | Tianlu Art Center | 0 | |

| # d2_a: D2. What tourist spots have you visited on this trip?1. Your favorite tourist spot | | | |
|---|---|-------|--|
| Value | Label | Cases | Percentage |
| 626 | Liugui Service Area | 0 | |
| Sysmiss | | 1844 | |
| Warning: these figures indicate the number of cases found in the data file. They cannot be interpreted as summary statistics of the population of interest. | | | |
| # d2_a1: D2.1. Why do you choose the spot as your favorite tourist spot? | | | |
| Information | [Type= discrete] [Format=numeric] [Range= 1-16] [Missing=*] | | |
| Statistics [NW/ W] | [Valid=3660 /-] [Invalid=1844 /-] | | |
| Value | Label | Cases | Percentage |
| 1 | Scenery | 1583 |  43.3% |
| 2 | Recreational facilities | 19 |  0.5% |
| 3 | Environment | 305 |  8.3% |
| 4 | Transportation | 1 |  0.0% |
| 5 | Architectural features | 413 |  11.3% |
| 6 | Delicious food | 330 |  9.0% |
| 7 | Shopping convenience | 258 |  7.0% |
| 8 | Popular sense | 17 |  0.5% |
| 9 | Historic | 422 |  11.5% |
| 10 | Art | 14 |  0.4% |
| 11 | Exhibition | 212 |  5.8% |
| 12 | Fun | 33 |  0.9% |
| 13 | Worship Buddha | 22 |  0.6% |
| 14 | Hospitality(folk style) | 25 |  0.7% |
| 15 | Gondola | 4 |  0.1% |
| 16 | Other | 2 |  0.1% |
| Sysmiss | | 1844 | |
| Warning: these figures indicate the number of cases found in the data file. They cannot be interpreted as summary statistics of the population of interest. | | | |

| # d2_b: D2. What tourist spots have you visited on this trip?2. Your least favorite tourist spot | | | |
|--|--|--|-------------------|
| Information | | [Type= discrete] [Format=numeric] [Range= 1-626] [Missing=*] | |
| Statistics [NW/ W] | | [Valid=146 /-] [Invalid=5358 /-] | |
| Value | Label | Cases | Percentage |
| 1 | Taipei City | 0 | |
| 2 | Chiang Kaishek Memorial Hall | 7 | <div></div> 4.8% |
| 3 | National Palace Museum | 3 | <div></div> 2.1% |
| 4 | Other Night Markets in Taipei City | 1 | <div></div> 0.7% |
| 5 | Long Shan Temple | 2 | <div></div> 1.4% |
| 6 | Taipe Martyr's Shrine | 5 | <div></div> 3.4% |
| 7 | Yangmingshan National Park | 3 | <div></div> 2.1% |
| 8 | Dihua Street Night Market | 1 | <div></div> 0.7% |
| 9 | Chinese Culture & Movie Center | 0 | |
| 10 | National Taiwan College of Performing Arts | 0 | |
| 11 | Tienmu | 0 | |
| 12 | The Estern Distristic of Taipei | 1 | <div></div> 0.7% |
| 13 | Sun Yatsen Memorail Hall | 1 | <div></div> 0.7% |
| 14 | Mucha Maokong | 2 | <div></div> 1.4% |
| 15 | Taipei Zoo | 1 | <div></div> 0.7% |
| 16 | Jou Fen | 4 | <div></div> 2.7% |
| 17 | Xiemending | 12 | <div></div> 8.2% |
| 18 | Yehliu Ocean World | 0 | |
| 19 | Coastline park | 0 | |
| 20 | Taipei Botanical Garden | 1 | <div></div> 0.7% |
| 21 | Hsing Tian Kong (Xingtian Temple) | 0 | |
| 22 | Yangmingshuwu | 0 | |
| 23 | Taipei 101 | 17 | <div></div> 11.6% |
| 24 | Taipei Fine Art Museum | 0 | |
| 25 | National Museum of History | 0 | |
| 26 | National Taiwan Science Education Center | 0 | |
| 27 | Taipei zoo | 0 | |
| 28 | Taipei Children's Recreation Center | 0 | |
| 29 | Taipei Astronomical Museum | 0 | |
| 30 | Taipei Children's Museum of Transportation and Communication | 0 | |
| 31 | Chiang Kaishek's Shihlin Residence | 2 | <div></div> 1.4% |
| 32 | National Museum of Marine Biology & Aquarium | 1 | <div></div> 0.7% |
| 33 | The Observatory of Shin Kong Life Tower | 0 | |
| 34 | Shilin Night Market | 21 | <div></div> 14.4% |
| 35 | Huaxi Street (Snake Alley) Night Market | 7 | <div></div> 4.8% |
| 36 | Raohe Street Night Market | 0 | |
| 37 | Office of the President Republic of China (Taiwan) | 0 | |
| 38 | National Taiwan Arts Education Center | 0 | |
| 39 | 228 Peace Memorial Park | 0 | |
| 40 | Yuanshan | 1 | <div></div> 0.7% |
| 41 | Taipei Matro Mall | 0 | |
| 42 | Juming Museum | 0 | |
| 43 | Beitou | 2 | <div></div> 1.4% |

d2_b: D2. What tourist spots have you visited on this trip?2. Your least favorite tourist spot

| Value | Label | Cases | Percentage |
|-------|---|-------|------------|
| 44 | Qing Shui Zu shi temple | 0 | |
| 45 | Lin An Tai Historical House & Museum | 0 | |
| 46 | Shung Ye Museum of Formosan Aborigines | 0 | |
| 47 | Taipei Main Station Shopping Area | 0 | |
| 48 | Shung Ye Museum of Formosan Aborigines (Taipei) | 0 | |
| 49 | Miniatures Museum of Taiwan (Taipei) | 0 | |
| 50 | Jianguo Flower and Jade Market | 0 | |
| 51 | Beitou Museum | 0 | |
| 52 | Matilda Resort | 0 | |
| 53 | Neptune Resort | 0 | |
| 54 | Yehliu | 2 | 1.4% |
| 55 | Shihmen (Stone) Arch | 0 | |
| 56 | Tiaoshih Coast / Jump-stone Coast | 0 | |
| 57 | Jinshan Hot-Spring Gym Pool | 0 | |
| 58 | New Jinshan Beach | 0 | |
| 59 | Green Bay Beach | 0 | |
| 60 | Guanyinshan | 0 | |
| 61 | Lailai Rock Fishing ?Area | 0 | |
| 62 | Shida Night Market | 0 | |
| 63 | Pinglin Tea Museum | 0 | |
| 64 | Yingge Ceramics Museum | 0 | |
| 65 | Wulai | 0 | |
| 66 | Shihfen Waterfall | 0 | |
| 67 | Butian Lake | 0 | |
| 68 | Manyueyuan National Forest Recreation Area | 0 | |
| 69 | Neidong National Forest Recreation Area | 0 | |
| 70 | Formosa Fun Coast | 0 | |
| 71 | Lele Valley Springs | 0 | |
| 72 | Yun Hsien Resort | 0 | |
| 73 | Bitou Harbor Service Area | 0 | |
| 74 | Longdongwan Coast Park | 0 | |
| 75 | Longdong South Ocean Park | 0 | |
| 76 | Fulong beach (including Fulong Visitor Center) | 0 | |
| 77 | Longmen Camp Site | 0 | |
| 78 | Yanliao Beach Park | 0 | |
| 79 | Sandiaoqiao Cape Lighthouse | 0 | |
| 80 | the Lin Family Mans | 0 | |
| 81 | Tamsui | 4 | 2.7% |
| 82 | Fort San Domingo | 1 | 0.7% |
| 83 | Linkou | 0 | |
| 84 | Shihcheng Service Are | 0 | |
| 85 | The North Coast Tourist Routes | 0 | |
| 86 | The Lanyang Northern Cross Tourist Routes | 0 | |
| 87 | The Northeast Coast National Scenic Area | 0 | |
| 88 | Keelung City | 0 | |

d2_b: D2. What tourist spots have you visited on this trip?2. Your least favorite tourist spot

| Value | Label | Cases | Percentage |
|-------|---|-------|------------|
| 89 | Dawulun Gun Emplacement | 0 | |
| 90 | The Northeast Coastal Scenic Area | 0 | |
| 91 | Jhongjhrng Park | 0 | |
| 92 | Valentine Lake Park | 0 | |
| 93 | East Canyon | 0 | |
| 94 | Sento Park | 0 | |
| 95 | Badou Zi Coastal Park | 0 | |
| 96 | Hepingdao Seashore Park | 0 | |
| 97 | Taoyuan County | 0 | |
| 98 | Shihmen Reservoir | 0 | |
| 99 | Window on China Theme Park | 1 | |
| 100 | Chung Cheng Aviation Museum | 0 | |
| 101 | Siaowulai Scenic Area | 0 | |
| 102 | Dongyanshan National Forest Recreation Area | 0 | |
| 103 | Lalashan Forest Reserve | 0 | |
| 104 | Wei Chuan Pushin Ranch | 0 | |
| 105 | Dragonball Bay | 0 | |
| 106 | Hsinchu City | 0 | |
| 107 | Leofoo Village Theme Park | 0 | 0.7% |
| 108 | Golden Bird Oceanic Park | 0 | |
| 109 | Little Ding-Dong Science Park | 0 | |
| 110 | Wanjui Forest Recreational Area | 0 | |
| 111 | Dasheng Amusement Park | 0 | |
| 112 | Qingquan Hot? Spring | 0 | |
| 113 | Ku Chi Peak | 0 | |
| 114 | Miaoli County | 0 | |
| 115 | Tri-Mountain National Scenic Area | 0 | |
| 116 | Lion's Head Mountain Scenic Area | 0 | |
| 117 | Kuanwu Cottage,? Shei-Pa National Park | 0 | |
| 118 | Mingde Reservoir | 0 | |
| 119 | Qiding Beach Resort | 0 | |
| 120 | Tongxiao Beach Resort | 0 | |
| 121 | Shangri-La Amusement Park | 0 | |
| 122 | New China City Amusement World | 0 | |
| 123 | Sanyi Wood Sculpture Museum | 0 | |
| 124 | West Lake Resortopia | 0 | |
| 125 | Evergreen Valley Forest Amusement | 0 | |
| 126 | Taoyuan, Hsinchu and Miaoli Tourist Routes | 0 | |
| 127 | Taichung City | 0 | |
| 128 | National Museum of Natural Science | 0 | |
| 129 | Encore Garden | 0 | |
| 130 | Dungshr Forest Farm | 0 | |
| 131 | Dasyueshan National Forest Recreation Area | 0 | |
| 132 | Taiwan Studio City | 0 | |
| 133 | Lishan Recreation Area | 0 | |

d2_b: D2. What tourist spots have you visited on this trip?2. Your least favorite tourist spot

| Value | Label | Cases | Percentage |
|-------|--|-------|------------|
| 134 | Shei-pa National Park | 0 | |
| 136 | Wuling National Forest Recreation Area | 0 | |
| 137 | Fushoushan Farm | 0 | |
| 138 | Tiehchenshan Mountain Recreation Area | 0 | |
| 139 | Basianshan National Forest Recreation Area | 0 | |
| 140 | Dasyueshan National Forest Recreation Area | 0 | |
| 141 | Daan Beach | 0 | |
| 142 | The Ryukoku natural amusement park | 0 | |
| 143 | Yamay Resort | 0 | |
| 144 | Tungshan Amusement Park | 0 | |
| 145 | Nantou County | 0 | |
| 146 | Sitou Forest Recreation Area | 0 | |
| 147 | Sun Link Sea Forest Recreation Area | 0 | |
| 148 | Formosan Aboriginal Culture Village | 0 | |
| 149 | Atayal Village | 0 | |
| 150 | The Sunmoonlake Scenic Area | 3 | 2.1% |
| 151 | Cingjing Farm | 0 | |
| 152 | Wushe Scenic Area | 0 | |
| 153 | Hehuanshan National Forest Recreation Area | 0 | |
| 154 | Yushan National Park | 0 | |
| 155 | Tataka Recreation Area | 0 | |
| 156 | Sun Moon Lake Tourist Routes | 0 | |
| 157 | Panshan Battle Trenches | 0 | |
| 158 | Chung-Tai Buddhist Temple | 1 | 0.7% |
| 159 | Shoutian Temple | 0 | |
| 160 | Cihu (Kinmen) | 0 | |
| 161 | Phoenix Valley Bird Park | 0 | |
| 162 | Taiwan Endemic Species Research Institute | 0 | |
| 163 | Dakuanshan Nature Reserve | 0 | |
| 164 | Dongpu Hot Spring | 0 | |
| 165 | Aowanda National Forest Recreation Area | 1 | 0.7% |
| 166 | Huisun Forest Recreation Area | 0 | |
| 167 | Laiji | 0 | |
| 168 | Hehuanshan National Forest Recreation Area | 0 | |
| 169 | Changhua County | 0 | |
| 170 | Lugang Folk Arts Museum | 0 | |
| 171 | Taiwan Folk Village | 0 | |
| 172 | Songboling Forest Park | 0 | |
| 173 | Hu Shan Yan | 0 | |
| 174 | The new Baiguoshan Amusement | 0 | |
| 175 | Chingshuiyan Scout Camp | 0 | |
| 176 | ?Tienchung Forest Park | 0 | |
| 177 | The Great Buddha Sculpture | 0 | |
| 178 | Longshan Temple, Lugang | 0 | |
| 179 | Confucius Temple, Chunghua | 0 | |

d2_b: D2. What tourist spots have you visited on this trip?2. Your least favorite tourist spot

| Value | Label | Cases | Percentage |
|-------|---|-------|------------|
| 180 | Yunlin County | 0 | |
| 181 | Southwest Coast Tourism Routes | 0 | |
| 182 | Southwest Coast Scenic Area | 0 | |
| 183 | JanFuSun Fancyworld | 0 | |
| 184 | Tsaoling | 0 | |
| 185 | San Tiao Lun? Beach ?Park | 0 | |
| 186 | BeiGang ChaoTian Temple | 0 | |
| 187 | Chiayi County | 0 | |
| 188 | Lijia | 0 | |
| 189 | Alishan National Scenic Area | 4 | 2.7% |
| 190 | Shou Shan | 0 | |
| 191 | Alishan Tourism Routes | 0 | |
| 192 | Danayigu | 0 | |
| 193 | Fengshan Ecology Garden | 0 | |
| 194 | Guanyin Waterfall Scenic Area | 0 | |
| 195 | China Folk-Custom Village | 0 | |
| 196 | Big Chiayi Theme Park | 0 | |
| 197 | Chiayi Farm Ecological Resort | 0 | |
| 198 | Ren-Yi Tan | 0 | |
| 199 | Lantan | 0 | |
| 200 | Tainan City | 0 | |
| 201 | Chihkan Tower | 0 | |
| 202 | Old Fort of Anping (Fort Zeelandia) | 0 | |
| 203 | Wu Shan Tou Reservoir | 0 | |
| 204 | Anping Port National Historical Scenic Area | 0 | |
| 205 | The Jianshan Pi Reservoir Scenic Area | 0 | |
| 206 | Zengwun Dam | 0 | |
| 207 | Coral Lake | 0 | |
| 208 | Guan Zih Ling | 0 | |
| 209 | Hutoubei Scenic Area | 1 | 0.7% |
| 210 | Tsou-Ma-Lai Farm | 1 | 0.7% |
| 211 | Leopard King Safari Zoo | 0 | |
| 212 | Mashagou Seafront Beach ?Park | 0 | |
| 213 | Woozland | 0 | |
| 214 | Daitianfu Temple, Madou | 0 | |
| 215 | Daitianfu Temple, Nankunshen | 0 | |
| 216 | Koxinga Shrine | 0 | |
| 217 | Eternal Fortress | 0 | |
| 218 | Confucius Temple, Tainan | 0 | |
| 219 | War God Temple | 0 | |
| 220 | Five Concubines Temple | 0 | |
| 221 | Great Empress of Heaven Temple | 0 | |
| 222 | Kaohsiung City | 0 | |
| 223 | Spring Autumn Pavilions in Zuoying | 1 | 0.7% |
| 224 | Chengching Lake | 0 | |

d2_b: D2. What tourist spots have you visited on this trip?2. Your least favorite tourist spot

| Value | Label | Cases | Percentage |
|-------|--|-------|------------|
| 225 | Foguangshan | 0 | |
| 226 | Maolin Scenic Area (including Lovers' Valley and Duona Sprin | 0 | |
| 227 | Kaohsiung-Pingtung the Foothills Tourism Routes (Including K | 0 | |
| 228 | Meishan Visitor Center | 0 | |
| 229 | Shoushan Zoo | 2 | 1.4% |
| 230 | Kaohsiung Historic Museum | 0 | |
| 231 | Cijin Seashore Park | 1 | 0.7% |
| 232 | Lotus Pond | 1 | 0.7% |
| 233 | National Science and Technology Museum | 0 | |
| 234 | Kaoshiung Museum of Fine Arts | 0 | |
| 235 | Kaohsiung Museum of History | 0 | |
| 236 | Pingtung Farm | 0 | |
| 238 | Tengjhih National Forest Recreation Area | 0 | |
| 239 | Cijin Beach ?Park | 0 | |
| 240 | Blue Lagoon Water Park | 0 | |
| 241 | Grand World InternationalVillage | 0 | |
| 242 | Boalai, Bulao Hot Springs | 1 | 0.7% |
| 243 | ?Former Sinwei Tree?Nursery | 0 | |
| 244 | Eighteen Arhats Mountain Area | 0 | |
| 245 | Bridge Recreation Area | 0 | |
| 246 | Bang Abdominal Creek Recreation Areas | 0 | |
| 247 | Pingtung County | 0 | |
| 248 | Kenting National Park | 3 | 2.1% |
| 249 | Jiaosi | 0 | |
| 250 | Eluanbi Park | 0 | |
| 251 | Maobitou Park | 0 | |
| 252 | Kenting National Forest Recreation Area | 0 | |
| 253 | Kenting Space Port | 0 | |
| 254 | Jialeshuei Scenic Area | 0 | |
| 255 | Sheding Nature Park | 0 | |
| 256 | Nanwan Beach Recreation Area | 0 | |
| 257 | Shiaowan Beach Recreation Area | 0 | |
| 258 | The Sisal Industry History Monument | 0 | |
| 259 | Longluan Lake Nature Center | 0 | |
| 260 | Shadao Shell Beach Exhibition Hall | 0 | |
| 261 | National Museum of Marine Biology & Aquarium | 0 | |
| 262 | Hengchun Peninsula Tourist Routes | 0 | |
| 263 | Dapeng Bay National Scenic Area | 0 | |
| 264 | Liuqiu (Shiaoliuqiu) | 0 | |
| 265 | Shiaoliuqiu Tourism Diving Boat | 0 | |
| 266 | Holiday Theme Park | 0 | |
| 267 | Jiliang Mountain Tourist Routes (Including Hualien, Yilan, T | 0 | |
| 268 | Taiwan Aboriginal Culture Park | 0 | |
| 269 | Shuangliou National Forest Recreation Area | 0 | |
| 270 | Kenting Beach | 0 | |

d2_b: D2. What tourist spots have you visited on this trip?2. Your least favorite tourist spot

| Value | Label | Cases | Percentage |
|-------|--|-------|------------|
| 271 | Yilan County | 0 | |
| 272 | Tung Shan Science Area | 0 | |
| 273 | Dahu | 0 | |
| 274 | Wufengqi Scenic Area | 0 | |
| 275 | Meihua Lake | 0 | |
| 276 | Longtan Lake | 0 | |
| 277 | Taipingshan National Forest Recreation Area | 0 | |
| 278 | Cilan Forest Recreation Area | 0 | |
| 279 | Mingchih Forest Recreation Area | 0 | |
| 280 | Toucheng Beach | 0 | |
| 281 | Chilan Forest Playground | 0 | |
| 282 | Dali Visitor Center | 0 | |
| 283 | Beiguan Tidal Park | 0 | |
| 284 | Mt. Taiping | 0 | |
| 285 | Wuling Farm | 0 | |
| 286 | Wulaokeng Scenic Area | 0 | |
| 287 | Su-ao Cold Spring | 0 | |
| 288 | Hualien County | 0 | |
| 289 | Taroko, Tienhsiang | 1 | 0.7% |
| 290 | Oriental Hawaii | 0 | |
| 291 | Xiuguluan River Rafting Area | 0 | |
| 292 | Shihtiping Recreation Area | 0 | |
| 293 | Jici Beach | 0 | |
| 294 | Hualien Ranger Station | 0 | |
| 295 | East Rift Valley National Scenic Area (including Hualien, Ta | 0 | |
| 296 | Liyu Lake Scenic Area | 0 | |
| 297 | Chihnan National Forest Recreation Area | 0 | |
| 298 | Chao Feng Ranch & Resort | 0 | |
| 299 | Fuyuan National Forest Recreation Area | 0 | |
| 300 | Nan-an Visitor Center, Yushan National Park | 0 | |
| 301 | Lingtien Mountain | 0 | |
| 302 | Shihti Harbor | 0 | |
| 303 | Pulowan Recreation Area | 0 | |
| 304 | Wenshan Springs | 0 | |
| 305 | Fugang Harbor | 0 | |
| 306 | The East Coast (Baxian Cave (Baxiandong), Shihtiping, Sansia | 0 | |
| 307 | Ligi Mudstone Badlands Geopark in Eastern Taiwan | 0 | |
| 308 | Hualien & Taitung Tourist Routes (including Hualien, Taitun | 0 | |
| 309 | Taitung County | 0 | |
| 310 | Jhihben | 0 | |
| 311 | Jialulan | 0 | |
| 312 | Shanyuan Beach | 0 | |
| 313 | Sansiantai (Terrace of the Three Immortals) | 0 | |
| 314 | Basian Cave (Basiandong) | 0 | |
| 315 | East Coast National Scenic Area Administration Headquarters | 0 | |

d2_b: D2. What tourist spots have you visited on this trip?2. Your least favorite tourist spot

| Value | Label | Cases | Percentage |
|-------|--|-------|------------|
| 316 | Guanshan Water Park | 0 | |
| 317 | Chihshang Pastoral T.S.C. | 0 | |
| 318 | Chulu Pasturage | 0 | |
| 319 | East Coast National Scenic Area (including Hualien, Taitung) | 0 | |
| 320 | Taitung Veterans Farm | 0 | |
| 321 | Jhihben National Forest Recreation Area | 0 | |
| 322 | Lyudao (Green Island) | 0 | |
| 323 | Lanyu (Orchid Island) | 1 | 0.7% |
| 324 | Penghu County | 0 | |
| 325 | Penghu National Scenic Area | 0 | |
| 326 | Penghu Visitor Center | 0 | |
| 327 | South Sea Visitor Center | 0 | |
| 328 | North Sea Visitor Center | 0 | |
| 329 | Penghu Aquarium | 0 | |
| 330 | Lintou Park | 0 | |
| 331 | Siyu Western Fort | 0 | |
| 332 | Jibei Island | 0 | |
| 333 | Center for the Promotion of the Tourism Industry | 0 | |
| 334 | Kinmen County | 0 | |
| 335 | Kinmen National Park | 0 | |
| 336 | Sun Yat-sen Memorial Forest | 0 | |
| 337 | Jhaishan | 0 | |
| 338 | Nature Center | 0 | |
| 339 | Guniungtou War Museum | 0 | |
| 340 | Kinmen Folk Culture Village | 0 | |
| 341 | Juguang Tower | 0 | |
| 342 | Xibian Beach | 0 | |
| 343 | Lienchiang County | 0 | |
| 344 | Offshore Islands Tourism Routes (Including: Kinmen, Matsu, P | 0 | |
| 345 | Round Island Railway Tourism Routes | 0 | |
| 346 | National Floriculture Park | 0 | |
| 347 | Temples | 0 | |
| 348 | Taipei County | 0 | |
| 349 | Other Night Markets in Taipei County | 0 | |
| 350 | Keelung Miaokow Night Market | 0 | |
| 351 | Other Night Markets in Taoyuan County | 0 | |
| 352 | Other Night Markets in Hsinchu City | 0 | |
| 353 | Hsinchu County | 0 | |
| 354 | Other Night Markets in Hsinchu County | 0 | |
| 355 | Other Night Markets in Miaoli County | 0 | |
| 356 | Other Night Markets in Taichung City | 0 | |
| 357 | Taichung County | 0 | |
| 358 | Other Night Markets in Taichung County | 0 | |
| 359 | Other Night Markets in Changhua County | 0 | |
| 360 | Other Night Markets in Yunlin County | 0 | |

d2_b: D2. What tourist spots have you visited on this trip?2. Your least favorite tourist spot

| Value | Label | Cases | Percentage |
|-------|--|-------|------------|
| 361 | Other Night Markets in Chiayi County | 0 | |
| 362 | Other Night Markets in Tainan City | 0 | |
| 363 | Tainan County | 0 | |
| 364 | Other Night Markets in Tainan County | 0 | |
| 365 | Kaohsiung County | 0 | |
| 366 | Other Night Markets in Kaohsiung County | 0 | |
| 367 | Other Night Markets in Kaohsiung City | 0 | |
| 368 | Other Night Markets in Pingtung County | 0 | |
| 369 | Other Night Markets in Taitung County | 0 | |
| 370 | Other Night Markets in Hualine County | 0 | |
| 371 | Other Night Markets in Yilan County | 0 | |
| 372 | Other Night Markets in Kinmen County | 0 | |
| 373 | Other Night Markets in Nantou County | 0 | |
| 374 | Other Night Markets in Penghu County | 0 | |
| 375 | Other Night Markets in Lienchiang County | 0 | |
| 378 | Chiayi City | 0 | |
| 379 | Other Night Markets in Chiayi City | 0 | |
| 380 | Amis Cultural Village | 0 | |
| 381 | Gongguan Night Market | 1 | 0.7% |
| 382 | Shihciouling Gun Emplacement | 0 | |
| 383 | Bisha Fishery Harbor | 0 | |
| 384 | Jinguashi | 0 | |
| 385 | Nanya Erosion Rocks Area (including Beaches and Mountain Tra | 0 | |
| 386 | Bitou Cape Park (Including Bitou Cape Trail) | 0 | |
| 387 | Jinshawan Beach Park | 0 | |
| 388 | Aodi Fishery Harbor | 0 | |
| 389 | Mao'ao Fishery Village | 0 | |
| 390 | Caoling Historic Trail | 0 | |
| 391 | Pinlin | 0 | |
| 392 | Sanxia | 0 | |
| 393 | Yingge | 0 | |
| 394 | Jinshan | 0 | |
| 395 | Temple of Eighteen Deities | 0 | |
| 396 | Fugui Cape | 0 | |
| 397 | Baisha Bay | 0 | |
| 398 | Tamsui Old Street | 1 | 0.7% |
| 399 | Tamshui Fishman's Wharf | 0 | |
| 400 | Taipei County Shinsanhang Museum of Archaeology | 0 | |
| 401 | Baling | 0 | |
| 402 | Dashi | 0 | |
| 403 | Cihu | 0 | |
| 404 | Neiwan | 0 | |
| 405 | Beipu | 0 | |
| 406 | Taian hot Springs | 0 | |
| 407 | Hwataoyao | 0 | |

d2_b: D2. What tourist spots have you visited on this trip?2. Your least favorite tourist spot

| Value | Label | Cases | Percentage |
|-------|--|-------|------------|
| 408 | Zhuolan | 0 | |
| 409 | Sihyuan Yakou | 0 | |
| 410 | Huanshan | 0 | |
| 411 | Jiayang | 0 | |
| 412 | Deji | 0 | |
| 413 | Dayuling | 0 | |
| 414 | Lushan Hot Springs | 0 | |
| 415 | Puli | 0 | |
| 416 | Guguan | 0 | |
| 417 | Songhe Tribe | 0 | |
| 418 | Qub-Shou-Yao, Puli | 0 | |
| 419 | Minghu Reservoir | 0 | |
| 420 | Mingtai Reservoir | 0 | |
| 421 | Checheng Train Station | 0 | |
| 422 | DengyingAcademy | 0 | |
| 423 | National Taiwan Craft Research and Development Institute | 0 | |
| 424 | Puli Distillery | 0 | |
| 425 | Guangxing Paper Factory | 0 | |
| 426 | Sing Ling Temple | 0 | |
| 427 | Hua-Ji-Man-Mo Monument | 0 | |
| 428 | Endemic Species Research Institute | 0 | |
| 429 | Mingcin Academy | 0 | |
| 430 | Jiji | 0 | |
| 431 | Tenshing Kiln Ceramics Cultural Park | 0 | |
| 432 | Dongshih Fishery Harbor | 0 | |
| 433 | Luermen Tianhou Temple | 0 | |
| 434 | Sicao Dazhong Temple and Gun Emplacement | 0 | |
| 435 | Xishu Golden Beach | 0 | |
| 436 | Tainan Siaobei Night Market | 0 | |
| 437 | Chukou | 0 | |
| 438 | Shanme | 0 | |
| 439 | Shizhuo | 0 | |
| 440 | Dabang | 0 | |
| 441 | Tefuye | 0 | |
| 442 | Fenqihu | 0 | |
| 443 | Ruili | 0 | |
| 444 | Sandimen | 0 | |
| 445 | Saijia Amusement Park | 0 | |
| 446 | Gaushu | 0 | |
| 447 | Ligang | 0 | |
| 448 | Yanban (Slate) Lane, Wutai Township | 0 | |
| 449 | Duona Village's Stone Slab Houses | 0 | |
| 450 | Sichongxi | 0 | |
| 451 | Qing-Zhou Beach Recreation Areas | 0 | |
| 452 | Pei Kuan Resort | 0 | |

d2_b: D2. What tourist spots have you visited on this trip?2. Your least favorite tourist spot

| Value | Label | Cases | Percentage |
|-------|--|-------|------------|
| 453 | Dali Tiangong Temple | 0 | |
| 454 | Toucheng Recreation Farm | 0 | |
| 455 | Wushih Harbor | 0 | |
| 456 | Guishan Island (Turtle Island) | 0 | |
| 457 | National DongHua University | 0 | |
| 458 | Yi Yuan Resort | 0 | |
| 459 | Promisedland Resort & Lagoon | 0 | |
| 460 | Fenglin Recreation Areas | 0 | |
| 461 | Mataian Wetland Ecological Park | 0 | |
| 462 | Ruisui Hongye Springs | 0 | |
| 463 | Wuhe Tourist Tea Plantation & Saoba Stone Pillars | 0 | |
| 464 | Antong Hot Springs, Yuli | 0 | |
| 465 | Liushidan Mountain | 0 | |
| 466 | Loushan Waterfall | 0 | |
| 467 | Dashi Fishery Harbor | 0 | |
| 468 | Qixing Lake (Qixingtang) | 0 | |
| 469 | Hualien Farglory Ocean Park | 0 | |
| 470 | Dapo Pond & Chishang Pastoral Resort | 0 | |
| 471 | Luyeh High Terrace Tourism Tea Plantation | 0 | |
| 472 | Taitung Hungyeh (Red Leaves) Hot Spring Riverside Park | 0 | |
| 473 | Chengkong Harbor | 0 | |
| 474 | Beinan Cultural Park | 0 | |
| 475 | National Museum of Prehistory | 0 | |
| 476 | Taimali | 0 | |
| 477 | Penghu Mazu Temple (Magung) | 0 | |
| 478 | Wang'an Island | 0 | |
| 479 | Qimei Island | 0 | |
| 480 | Hujing Island | 0 | |
| 481 | Tongpan Island | 0 | |
| 482 | Shuangli Wetlands Nature Center | 0 | |
| 483 | Sanhou Folk Culture Village | 0 | |
| 484 | Tai Lake | 0 | |
| 485 | Gugang Lake | 0 | |
| 486 | Shuangli Lake | 0 | |
| 487 | Lingshui Lake | 0 | |
| 488 | Qiu Liang-Gung's Mother Chastity Arch | 0 | |
| 489 | Wentai Pagoda | 0 | |
| 490 | Sihwei Tunnel | 0 | |
| 491 | Jhaishan Tunnel | 0 | |
| 492 | Qionglin | 0 | |
| 493 | August 23rd Bombardment Memorial Hall | 0 | |
| 494 | Mashan Broadcasting and Observation Station | 0 | |
| 495 | Beishan Old Western-style House | 0 | |
| 496 | Taiwu Mountain | 0 | |
| 497 | Beishan Traditional Residency | 0 | |








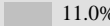


d2_b: D2. What tourist spots have you visited on this trip?2. Your least favorite tourist spot

| Value | Label | Cases | Percentage |
|-------|------------------------------------|-------|------------|
| 498 | Kinmen Kaoliang Liquor Inc. | 0 | |
| 499 | Wujiang River Estuary | 0 | |
| 500 | Shuitou | 0 | |
| 501 | Guniungtou cliff | 0 | |
| 502 | Qinbi Village, Beigan | 0 | |
| 503 | Bishan Sightseeing Platform | 0 | |
| 504 | Banli-to-Wusha Recreation Area | 0 | |
| 505 | Daqiu Island | 0 | |
| 506 | Beihai Tunnel | 0 | |
| 507 | Tiebao | 0 | |
| 508 | Matsu Liquor Factory (Tunnel 88) | 0 | |
| 509 | Niujiao Village | 0 | |
| 510 | Yanxiu Tidal Echo (Matsu) | 0 | |
| 511 | A Thread of Sky (Matsu) | 0 | |
| 512 | Andong Tunnel | 0 | |
| 513 | Chaste Maiden Cave | 0 | |
| 514 | Dongyong Lighthouse | 0 | |
| 515 | Dapu Monument | 0 | |
| 516 | Dongquan Lighthouse | 0 | |
| 517 | Caipu bay | 0 | |
| 518 | Kunqiu Beach | 0 | |
| 519 | Beigan | 0 | |
| 520 | Nangan | 0 | |
| 521 | Dongyin | 0 | |
| 522 | Jyuguang | 0 | |
| 523 | Jingmei Night Market | 0 | |
| 524 | Linjiang St. Night Market | 0 | |
| 525 | Dahu Park | 0 | |
| 526 | The Beitou Hot Springs Museum | 0 | |
| 527 | Xinyi Shopping Distric | 2 | 1.4% |
| 528 | Haujiang Waterfowl Nature Park | 0 | |
| 529 | Dajia Riverside Park | 0 | |
| 530 | SPOT-Taipei Film House | 0 | |
| 531 | The Redhouse Theater | 0 | |
| 532 | Museum of Contemporary Art, Taipei | 0 | |
| 533 | Postal Museum | 0 | |
| 534 | Taiwan Handcraft Promotion Center | 0 | |
| 535 | Shenkeng Old Street | 2 | 1.4% |
| 536 | Pingxi | 0 | |
| 537 | Museum of World Religions | 0 | |
| 538 | Yonghe Lehua Night Market | 0 | |
| 539 | Blue Highway Tourism Routes | 0 | |
| 540 | Ershawan Gun Emplacement | 0 | |
| 541 | Keelung Port | 1 | 0.7% |
| 542 | Nuannuan | 0 | |

d2_b: D2. What tourist spots have you visited on this trip?2. Your least favorite tourist spot

| Value | Label | Cases | Percentage |
|-------|--|-------|------------|
| 543 | Zhongli | 0 | |
| 544 | Hsinchu Science Park | 0 | |
| 545 | Nanliao Fishery Harbor | 0 | |
| 546 | Hsinchu Chenghuang Temple Night Market | 0 | |
| 547 | Daba Peak | 0 | |
| 548 | Neiwan Railroad | 0 | |
| 549 | Guanwu National Forest Recreation Area | 0 | |
| 550 | Baguashan | 0 | |
| 551 | Lugang Mazu Temple | 0 | |
| 552 | Rueili-Taihe Scenic Area | 0 | |
| 553 | Qigu Birdseeing | 0 | |
| 554 | Dragon and Tiger Pagodas | 1 | 0.7% |
| 555 | Chijin Mazu Temple, Kaohsiung | 0 | |
| 556 | Confucius Temple (Kaohsiung) | 0 | |
| 557 | Xizi Bay | 0 | |
| 558 | Kaohsiung Liuhe Night Market | 7 | 4.8% |
| 559 | Urban Spotlight | 0 | |
| 560 | Kaohsiung Port | 0 | |
| 561 | Love River | 3 | 2.1% |
| 562 | Kaohsiung 85 Building | 0 | |
| 563 | Zhungxing Tower | 0 | |
| 564 | Fushan Botanical Garden | 0 | |
| 565 | Toufen | 0 | |
| 566 | Nanfangao | 0 | |
| 567 | Hualien Harbor | 0 | |
| 568 | Hualien Seaside Park | 0 | |
| 569 | Whale and Dolphine Viewing Tour along East Coast | 0 | |
| 570 | Guanshan Bicycle Path | 0 | |
| 571 | Water Running Up | 0 | |
| 572 | Dulan Mountain | 0 | |
| 573 | 921 Earthquake Museum of Taiwan (Jiji) | 0 | |
| 574 | Teresa Teng Memorail Park (Yun Garden) | 0 | |
| 575 | Wufenpu Fashion Area | 1 | 0.7% |
| 576 | Miramar Ferris Wheel | 0 | |
| 577 | Dalongdong Baoan Temple | 0 | |
| 578 | Guanghua 3C Mall | 0 | |
| 579 | Yuanwangkeng Park | 0 | |
| 580 | Waiao Ocean Recreational Area | 0 | |
| 581 | Shi Guanyin Temple | 0 | |
| 582 | Daxi Honeymoon Bay | 0 | |
| 583 | Jinshan Lion's Head Mountain | 0 | |
| 584 | Jinshan Zhongjiao Shazhu Bay | 0 | |
| 585 | Sanzhi Visitor Center and Gallery | 0 | |
| 586 | Sanzhi Qianshui Bay | 0 | |
| 587 | Sanzhi | 0 | |

| # d2_b: D2. What tourist spots have you visited on this trip?2. Your least favorite tourist spot | | | |
|---|--|-------|------------|
| Value | Label | Cases | Percentage |
| 588 | Jiji Green Tunnel | 0 | |
| 589 | Hualien Sugar Factory | 0 | |
| 590 | Gongguan | 1 | 0.7% |
| 591 | Qishan | 0 | |
| 592 | Meinong | 0 | |
| 593 | Jiaxian | 0 | |
| 594 | Shan-Ping Forest Ecological Garden | 0 | |
| 595 | Laingshan Recreation Area, Pingtung | 0 | |
| 596 | Goddess Temple (Magong, Penghu) | 0 | |
| 597 | Penghu Ocean-crossing Bridge | 0 | |
| 598 | Tongliang Great Banyuan | 0 | |
| 599 | Fongguei Cave | 0 | |
| 600 | Matsu War and Peace Memorial Park | 0 | |
| 601 | Matsu Religions Park | 0 | |
| 602 | Beihai Recreation Area, Matsu | 0 | |
| 603 | Tsai Family Ancestral Shrine, Qionglin | 0 | |
| 604 | Tunnels in Qionglin Combat Village, Kinmen | 0 | |
| 605 | Huang Family Youtang Villa, Kinmen | 0 | |
| 606 | Deyue Tower Western-style Houses, Kinmen | 0 | |
| 607 | Confucius Temple | 0 | |
| 608 | Nanjichang Night Market | 0 | |
| 609 | Ninxia Night Market | 0 | |
| 610 | Sinjhuang Night Market | 0 | |
| 611 | Banciao Nanya Night Market | 0 | |
| 612 | Jhonghe Singnan Night Market | 0 | |
| 613 | Other Night Markets in Keelung City | 0 | |
| 614 | Jhongli Sinmin Night Market | 0 | |
| 615 | Taoyuan Tourist Night Market | 0 | |
| 616 | Taichung Fongjia Night Market | 1 | 0.7% |
| 617 | Taichung Jhonghua Night Market | 0 | |
| 618 | Lugang trandtional snacks | 0 | |
| 619 | Chiayi Wenhua Rd. Night Market | 0 | |
| 620 | Kaohsiung Sinsing Night Market | 0 | |
| 621 | Pingtung Minzu Rd. Night Market | 0 | |
| 622 | Yilan Luodong Night Market | 0 | |
| 623 | Hualien Nanbin Night Market | 0 | |
| 624 | Teresa Teng Memorail Park | 0 | |
| 625 | Tianlu Art Center | 0 | |
| 626 | Liugui Service Area | 0 | |
| Sysmiss | | 5358 | |
| Warning: these figures indicate the number of cases found in the data file. They cannot be interpreted as summary statistics of the population of interest. | | | |
| # d2_b_1: D2.2. Please indicate what you disliked about your least favorite tourist spot:(1)Scenery(choice multiple) | | | |
| Information | [Type= discrete] [Format=numeric] [Range= 0-1] [Missing=*] | | |
| Statistics [NW/ W] | [Valid=146 /-] [Invalid=5358 /-] | | |

| | | | |
|--|--|--------------|---|
| # d2_b_1: D2.2. Please indicate what you disliked about your least favorite tourist spot:(1)Scenery(choice multiple) | | | |
| Value | Label | Cases | Percentage |
| 0 | No | 118 |  80.8% |
| 1 | Yes | 28 |  19.2% |
| Sysmiss | | 5358 | |
| <i>Warning: these figures indicate the number of cases found in the data file. They cannot be interpreted as summary statistics of the population of interest.</i> | | | |
| # d2_b_2: D2.2. Please indicate what you disliked about your least favorite tourist spot:(2)Recreational facilities(choice multiple) | | | |
| Information | [Type= discrete] [Format=numeric] [Range= 0-1] [Missing=*] | | |
| Statistics [NW/ W] | [Valid=146 /-] [Invalid=5358 /-] | | |
| Value | Label | Cases | Percentage |
| 0 | No | 128 |  87.7% |
| 1 | Yes | 18 |  12.3% |
| Sysmiss | | 5358 | |
| <i>Warning: these figures indicate the number of cases found in the data file. They cannot be interpreted as summary statistics of the population of interest.</i> | | | |
| # d2_b_3: D2.2. Please indicate what you disliked about your least favorite tourist spot:(3)Environment(choice multiple) | | | |
| Information | [Type= discrete] [Format=numeric] [Range= 0-1] [Missing=*] | | |
| Statistics [NW/ W] | [Valid=146 /-] [Invalid=5358 /-] | | |
| Value | Label | Cases | Percentage |
| 0 | No | 68 |  46.6% |
| 1 | Yes | 78 |  53.4% |
| Sysmiss | | 5358 | |
| <i>Warning: these figures indicate the number of cases found in the data file. They cannot be interpreted as summary statistics of the population of interest.</i> | | | |
| # d2_b_4: D2.2. Please indicate what you disliked about your least favorite tourist spot:(4)Transportation(choice multiple) | | | |
| Information | [Type= discrete] [Format=numeric] [Range= 0-1] [Missing=*] | | |
| Statistics [NW/ W] | [Valid=146 /-] [Invalid=5358 /-] | | |
| Value | Label | Cases | Percentage |
| 0 | No | 130 |  89.0% |
| 1 | Yes | 16 |  11.0% |
| Sysmiss | | 5358 | |
| <i>Warning: these figures indicate the number of cases found in the data file. They cannot be interpreted as summary statistics of the population of interest.</i> | | | |
| # d2_b_5: D2.2. Please indicate what you disliked about your least favorite tourist spot:(5)Other(choice multiple) | | | |
| Information | [Type= discrete] [Format=numeric] [Range= 0-1] [Missing=*] | | |
| Statistics [NW/ W] | [Valid=146 /-] [Invalid=5358 /-] | | |
| Value | Label | Cases | Percentage |
| 0 | No | 115 |  78.8% |
| 1 | Yes | 31 |  21.2% |
| Sysmiss | | 5358 | |
| <i>Warning: these figures indicate the number of cases found in the data file. They cannot be interpreted as summary statistics of the population of interest.</i> | | | |
| # d3_1: D3. Where did you stay during this visit to Taiwan?(1)Hotels(choice multiple) | | | |
| Information | [Type= discrete] [Format=numeric] [Range= 0-1] [Missing=*] | | |
| Statistics [NW/ W] | [Valid=5504 /-] [Invalid=0 /-] | | |

| # d3_1: D3. Where did you stay during this visit to Taiwan?(1)Hotels(choice multiple) | | | |
|---|--|-------|------------------------------|
| Value | Label | Cases | Percentage |
| 0 | No | 650 | <div><div></div></div> 11.8% |
| 1 | Yes | 4854 | <div><div></div></div> 88.2% |
| Warning: these figures indicate the number of cases found in the data file. They cannot be interpreted as summary statistics of the population of interest. | | | |
| # hotcity: D3(1). The main hotel is in __ County (City) | | | |
| Information | [Type= discrete] [Format=numeric] [Range= 1-18] [Missing=*] | | |
| Statistics [NW/ W] | [Valid=4854 /-] [Invalid=650 /-] | | |
| Value | Label | Cases | Percentage |
| 1 | Taipei city / county | 3381 | <div><div></div></div> 69.7% |
| 2 | Keelung city / county | 111 | <div><div></div></div> 2.3% |
| 3 | Taoyuan city / county | 296 | <div><div></div></div> 6.1% |
| 4 | Hsinchu city / county | 135 | <div><div></div></div> 2.8% |
| 5 | Miaoli city / county | 5 | <div><div></div></div> 0.1% |
| 6 | Taichung city / county | 178 | <div><div></div></div> 3.7% |
| 7 | Nantou city / county | 30 | <div><div></div></div> 0.6% |
| 8 | Changhua city / county | 8 | <div><div></div></div> 0.2% |
| 9 | Yunlin city / county | 12 | <div><div></div></div> 0.2% |
| 10 | Chiayi city / county | 15 | <div><div></div></div> 0.3% |
| 11 | Tainan city / county | 132 | <div><div></div></div> 2.7% |
| 12 | Kaohsiung city / county | 451 | <div><div></div></div> 9.3% |
| 13 | Pingtung city / county | 15 | <div><div></div></div> 0.3% |
| 14 | Yilan city / county | 10 | <div><div></div></div> 0.2% |
| 15 | Hualien city / county | 56 | <div><div></div></div> 1.2% |
| 16 | Taitung city / county | 16 | <div><div></div></div> 0.3% |
| 17 | Penghu city / county | 2 | <div><div></div></div> 0.0% |
| 18 | Kinmen and Matsu city / county | 1 | <div><div></div></div> 0.0% |
| Sysmiss | | 650 | |
| Warning: these figures indicate the number of cases found in the data file. They cannot be interpreted as summary statistics of the population of interest. | | | |
| # htype: D3(1). Type of hotel | | | |
| Information | [Type= continuous] [Format=numeric] [Range= 1-3] [Missing=*] | | |
| Statistics [NW/ W] | [Valid=4854 /-] [Invalid=650 /-] | | |
| Value | Label | Cases | Percentage |
| 1 | International Tourist Hotels | 2638 | <div><div></div></div> 54.3% |
| 2 | Tourist Hotels | 481 | <div><div></div></div> 9.9% |
| 3 | Ordinary Tourist Hotels | 1735 | <div><div></div></div> 35.7% |
| Warning: these figures indicate the number of cases found in the data file. They cannot be interpreted as summary statistics of the population of interest. | | | |
| # d3_1b: D3(1). How do you rate hotels? | | | |
| Information | [Type= discrete] [Format=numeric] [Range= 1-5] [Missing=*] | | |
| Statistics [NW/ W] | [Valid=4854 /-] [Invalid=650 /-] | | |
| Value | Label | Cases | Percentage |
| 1 | Very dissatisfied | 24 | <div><div></div></div> 0.5% |
| 2 | Dissatisfied | 84 | <div><div></div></div> 1.7% |
| 3 | Neutral | 912 | <div><div></div></div> 18.8% |
| 4 | Satisfied | 2337 | <div><div></div></div> 48.1% |

| # d3_1b: D3(1). How do you rate hotels? | | | |
|---|--|-------|------------------------------|
| Value | Label | Cases | Percentage |
| 5 | Very satisfied | 1497 | <div><div></div></div> 30.8% |
| Sysmiss | | 650 | |
| Warning: these figures indicate the number of cases found in the data file. They cannot be interpreted as summary statistics of the population of interest. | | | |
| # d3_2: D3. Where did you stay during this visit to Taiwan?(2)The home of relatives or friends(choice multiple) | | | |
| Information | [Type= discrete] [Format=numeric] [Range= 0-1] [Missing=*] | | |
| Statistics [NW/ W] | [Valid=5504 /-] [Invalid=0 /-] | | |
| Value | Label | Cases | Percentage |
| 0 | No | 5016 | <div><div></div></div> 91.1% |
| 1 | Yes | 488 | <div><div></div></div> 8.9% |
| Warning: these figures indicate the number of cases found in the data file. They cannot be interpreted as summary statistics of the population of interest. | | | |
| # d3_3: D3. Where did you stay during this visit to Taiwan?(3)Dormitory(choice multiple) | | | |
| Information | [Type= discrete] [Format=numeric] [Range= 0-1] [Missing=*] | | |
| Statistics [NW/ W] | [Valid=5504 /-] [Invalid=0 /-] | | |
| Value | Label | Cases | Percentage |
| 0 | No | 5404 | <div><div></div></div> 98.2% |
| 1 | Yes | 100 | <div><div></div></div> 1.8% |
| Warning: these figures indicate the number of cases found in the data file. They cannot be interpreted as summary statistics of the population of interest. | | | |
| # d3_4: D3. Where did you stay during this visit to Taiwan?(4)Rental apartments(choice multiple) | | | |
| Information | [Type= discrete] [Format=numeric] [Range= 0-1] [Missing=*] | | |
| Statistics [NW/ W] | [Valid=5504 /-] [Invalid=0 /-] | | |
| Value | Label | Cases | Percentage |
| 0 | No | 5449 | <div><div></div></div> 99.0% |
| 1 | Yes | 55 | <div><div></div></div> 1.0% |
| Warning: these figures indicate the number of cases found in the data file. They cannot be interpreted as summary statistics of the population of interest. | | | |
| # d3_5: D3. Where did you stay during this visit to Taiwan?(5)Temples, seminaries, or churches(choice multiple) | | | |
| Information | [Type= discrete] [Format=numeric] [Range= 0-1] [Missing=*] | | |
| Statistics [NW/ W] | [Valid=5504 /-] [Invalid=0 /-] | | |
| Value | Label | Cases | Percentage |
| 0 | No | 5482 | <div><div></div></div> 99.6% |
| 1 | Yes | 22 | <div><div></div></div> 0.4% |
| Warning: these figures indicate the number of cases found in the data file. They cannot be interpreted as summary statistics of the population of interest. | | | |
| # d3_6: D3. Where did you stay during this visit to Taiwan?(6)Youth hostels or community centers(choice multiple) | | | |
| Information | [Type= discrete] [Format=numeric] [Range= 0-1] [Missing=*] | | |
| Statistics [NW/ W] | [Valid=5504 /-] [Invalid=0 /-] | | |
| Value | Label | Cases | Percentage |
| 0 | No | 5401 | <div><div></div></div> 98.1% |
| 1 | Yes | 103 | <div><div></div></div> 1.9% |
| Warning: these figures indicate the number of cases found in the data file. They cannot be interpreted as summary statistics of the population of interest. | | | |
| # d3_7: D3. Where did you stay during this visit to Taiwan?(7)Guest houses(choice multiple) | | | |
| Information | [Type= discrete] [Format=numeric] [Range= 0-1] [Missing=*] | | |
| Statistics [NW/ W] | [Valid=5504 /-] [Invalid=0 /-] | | |

| # d3_7: D3. Where did you stay during this visit to Taiwan?(7)Guest houses(choice multiple) | | | |
|---|--|-------|------------------------------|
| Value | Label | Cases | Percentage |
| 0 | No | 5448 | <div><div></div></div> 99.0% |
| 1 | Yes | 56 | <div><div></div></div> 1.0% |
| Warning: these figures indicate the number of cases found in the data file. They cannot be interpreted as summary statistics of the population of interest. | | | |
| # d3_8: D3. Where did you stay during this visit to Taiwan?(8)Others(choice multiple) | | | |
| Information | [Type= discrete] [Format=numeric] [Range= 0-1] [Missing=*] | | |
| Statistics [NW/ W] | [Valid=5504 /-] [Invalid=0 /-] | | |
| Value | Label | Cases | Percentage |
| 0 | No | 5494 | <div><div></div></div> 99.8% |
| 1 | Yes | 10 | <div><div></div></div> 0.2% |
| Warning: these figures indicate the number of cases found in the data file. They cannot be interpreted as summary statistics of the population of interest. | | | |
| # d4: D4. Will you visit Taiwan again? | | | |
| Information | [Type= discrete] [Format=numeric] [Range= 1-2] [Missing=*] | | |
| Statistics [NW/ W] | [Valid=5504 /-] [Invalid=0 /-] | | |
| Value | Label | Cases | Percentage |
| 1 | Yes.The main reason is | 5377 | <div><div></div></div> 97.7% |
| 2 | No | 127 | <div><div></div></div> 2.3% |
| Warning: these figures indicate the number of cases found in the data file. They cannot be interpreted as summary statistics of the population of interest. | | | |
| # d4_a: D4.1. Yes. The main reason | | | |
| Information | [Type= discrete] [Format=numeric] [Range= 1-6] [Missing=*] | | |
| Statistics [NW/ W] | [Valid=5377 /-] [Invalid=127 /-] | | |
| Value | Label | Cases | Percentage |
| 1 | Sightseeing | 3237 | <div><div></div></div> 60.2% |
| 2 | Business | 1587 | <div><div></div></div> 29.5% |
| 3 | International Conference or Exhibit | 83 | <div><div></div></div> 1.5% |
| 4 | Visiting friends or relatives | 319 | <div><div></div></div> 5.9% |
| 5 | Studies | 58 | <div><div></div></div> 1.1% |
| 6 | Others | 93 | <div><div></div></div> 1.7% |
| Sysmiss | | 127 | |
| Warning: these figures indicate the number of cases found in the data file. They cannot be interpreted as summary statistics of the population of interest. | | | |
| # d5_a1: D5. How do you rate your satisfaction with the experiences you had during your stay in Taiwan(1) Efficiency of applying for a visa(Convenience) | | | |
| Information | [Type= discrete] [Format=numeric] [Range= 0-5] [Missing=*] | | |
| Statistics [NW/ W] | [Valid=5504 /-] [Invalid=0 /-] | | |
| Value | Label | Cases | Percentage |
| 0 | No experience | 3140 | <div><div></div></div> 57.0% |
| 1 | Very dissatisfied | 188 | <div><div></div></div> 3.4% |
| 2 | Dissatisfied | 123 | <div><div></div></div> 2.2% |
| 3 | Neutral | 607 | <div><div></div></div> 11.0% |
| 4 | Satisfied | 926 | <div><div></div></div> 16.8% |
| 5 | Very satisfied | 520 | <div><div></div></div> 9.4% |
| Warning: these figures indicate the number of cases found in the data file. They cannot be interpreted as summary statistics of the population of interest. | | | |

| # d5_a2: D5. How do you rate your satisfaction with the experiences you had during your stay in Taiwan(2) International transportation to Taiwan(Convenience) | | | | |
|---|-------------------|--|------------------------|-------|
| Information | | [Type= discrete] [Format=numeric] [Range= 1-5] [Missing=*] | | |
| Statistics [NW/ W] | | [Valid=5504 /-] [Invalid=0 /-] | | |
| Value | Label | Cases | Percentage | |
| 1 | Very dissatisfied | 254 | <div><div></div></div> | 4.6% |
| 2 | Dissatisfied | 152 | <div><div></div></div> | 2.8% |
| 3 | Neutral | 1043 | <div><div></div></div> | 18.9% |
| 4 | Satisfied | 2699 | <div><div></div></div> | 49.0% |
| 5 | Very satisfied | 1356 | <div><div></div></div> | 24.6% |
| Warning: these figures indicate the number of cases found in the data file. They cannot be interpreted as summary statistics of the population of interest. | | | | |
| # d5_a3: D5. How do you rate your satisfaction with the experiences you had during your stay in Taiwan(3) Communication facilities(Convenience) | | | | |
| Information | | [Type= discrete] [Format=numeric] [Range= 0-5] [Missing=*] | | |
| Statistics [NW/ W] | | [Valid=5504 /-] [Invalid=0 /-] | | |
| Value | Label | Cases | Percentage | |
| 0 | No experience | 1149 | <div><div></div></div> | 20.9% |
| 1 | Very dissatisfied | 87 | <div><div></div></div> | 1.6% |
| 2 | Dissatisfied | 176 | <div><div></div></div> | 3.2% |
| 3 | Neutral | 979 | <div><div></div></div> | 17.8% |
| 4 | Satisfied | 2167 | <div><div></div></div> | 39.4% |
| 5 | Very satisfied | 946 | <div><div></div></div> | 17.2% |
| Warning: these figures indicate the number of cases found in the data file. They cannot be interpreted as summary statistics of the population of interest. | | | | |
| # d5_a4: D5. How do you rate your satisfaction with the experiences you had during your stay in Taiwan(4) Access to tourism information(Convenience) | | | | |
| Information | | [Type= discrete] [Format=numeric] [Range= 0-5] [Missing=*] | | |
| Statistics [NW/ W] | | [Valid=5504 /-] [Invalid=0 /-] | | |
| Value | Label | Cases | Percentage | |
| 0 | No experience | 1397 | <div><div></div></div> | 25.4% |
| 1 | Very dissatisfied | 58 | <div><div></div></div> | 1.1% |
| 2 | Dissatisfied | 157 | <div><div></div></div> | 2.9% |
| 3 | Neutral | 1125 | <div><div></div></div> | 20.4% |
| 4 | Satisfied | 1966 | <div><div></div></div> | 35.7% |
| 5 | Very satisfied | 801 | <div><div></div></div> | 14.6% |
| Warning: these figures indicate the number of cases found in the data file. They cannot be interpreted as summary statistics of the population of interest. | | | | |
| # d5_a5: D5. How do you rate your satisfaction with the experiences you had during your stay in Taiwan(5) Local transportation(Convenience) | | | | |
| Information | | [Type= discrete] [Format=numeric] [Range= 0-5] [Missing=*] | | |
| Statistics [NW/ W] | | [Valid=5504 /-] [Invalid=0 /-] | | |
| Value | Label | Cases | Percentage | |
| 0 | No experience | 756 | <div><div></div></div> | 13.7% |
| 1 | Very dissatisfied | 40 | <div><div></div></div> | 0.7% |
| 2 | Dissatisfied | 140 | <div><div></div></div> | 2.5% |
| 3 | Neutral | 1057 | <div><div></div></div> | 19.2% |
| 4 | Satisfied | 2397 | <div><div></div></div> | 43.6% |






d5_a5: D5. How do you rate your satisfaction with the experiences you had during your stay in Taiwan(5) Local transportation(Convenience)

| Value | Label | Cases | Percentage |
|-------|----------------|-------|---|
| 5 | Very satisfied | 1114 |  20.2% |

Warning: these figures indicate the number of cases found in the data file. They cannot be interpreted as summary statistics of the population of interest.

d5_a6: D5. How do you rate your satisfaction with the experiences you had during your stay in Taiwan(6) Immigration procedures(Convenience)






| | |
|--------------------|--|
| Information | [Type= discrete] [Format=numeric] [Range= 1-5] [Missing=*] |
| Statistics [NW/ W] | [Valid=5504 /-] [Invalid=0 /-] |

| Value | Label | Cases | Percentage |
|-------|-------------------|-------|---|
| 1 | Very dissatisfied | 129 |  2.3% |
| 2 | Dissatisfied | 270 |  4.9% |
| 3 | Neutral | 1273 |  23.1% |
| 4 | Satisfied | 2662 |  48.4% |
| 5 | Very satisfied | 1170 |  21.3% |

Warning: these figures indicate the number of cases found in the data file. They cannot be interpreted as summary statistics of the population of interest.

d5_a7: D5. How do you rate your satisfaction with the experiences you had during your stay in Taiwan(7) Customs procedures(Convenience)






| | |
|--------------------|--|
| Information | [Type= discrete] [Format=numeric] [Range= 1-5] [Missing=*] |
| Statistics [NW/ W] | [Valid=5504 /-] [Invalid=0 /-] |

| Value | Label | Cases | Percentage |
|-------|-------------------|-------|---|
| 1 | Very dissatisfied | 46 |  0.8% |
| 2 | Dissatisfied | 140 |  2.5% |
| 3 | Neutral | 1132 |  20.6% |
| 4 | Satisfied | 2767 |  50.3% |
| 5 | Very satisfied | 1419 |  25.8% |

Warning: these figures indicate the number of cases found in the data file. They cannot be interpreted as summary statistics of the population of interest.

d5_b1: D5. How do you rate your satisfaction with the experiences you had during your stay in Taiwan(1) Clearness of road signs and public facilities signs(Environment internationalization)



| | |
|--------------------|--|
| Information | [Type= discrete] [Format=numeric] [Range= 1-5] [Missing=*] |
| Statistics [NW/ W] | [Valid=5504 /-] [Invalid=0 /-] |

| Value | Label | Cases | Percentage |
|-------|-------------------|-------|---|
| 1 | Very dissatisfied | 108 |  2.0% |
| 2 | Dissatisfied | 332 |  6.0% |
| 3 | Neutral | 1558 |  28.3% |
| 4 | Satisfied | 2441 |  44.3% |
| 5 | Very satisfied | 1065 |  19.3% |

Warning: these figures indicate the number of cases found in the data file. They cannot be interpreted as summary statistics of the population of interest.

d5_b2: D5. How do you rate your satisfaction with the experiences you had during your stay in Taiwan(2) Access to services in English(Environment internationalization)

| | |
|--------------------|--|
| Information | [Type= discrete] [Format=numeric] [Range= 1-5] [Missing=*] |
| Statistics [NW/ W] | [Valid=5504 /-] [Invalid=0 /-] |

| Value | Label | Cases | Percentage |
|-------|-------------------|-------|--|
| 1 | Very dissatisfied | 159 |  2.9% |
| 2 | Dissatisfied | 412 |  7.5% |






d5_b2: D5. How do you rate your satisfaction with the experiences you had during your stay in Taiwan(2) Access to services in English(Environment internationalization)

| Value | Label | Cases | Percentage |
|-------|----------------|-------|---|
| 3 | Neutral | 1345 |  24.4% |
| 4 | Satisfied | 2373 |  43.1% |
| 5 | Very satisfied | 1215 |  22.1% |

Warning: these figures indicate the number of cases found in the data file. They cannot be interpreted as summary statistics of the population of interest.

d5_b3: D5. How do you rate your satisfaction with the experiences you had during your stay in Taiwan(3) Friendliness of Taiwan people(Environment internationalization)







| | |
|--------------------|--|
| Information | [Type= discrete] [Format=numeric] [Range= 1-5] [Missing=*] |
| Statistics [NW/ W] | [Valid=5504 /-] [Invalid=0 /-] |

| Value | Label | Cases | Percentage |
|-------|-------------------|-------|---|
| 1 | Very dissatisfied | 12 |  0.2% |
| 2 | Dissatisfied | 47 |  0.9% |
| 3 | Neutral | 573 |  10.4% |
| 4 | Satisfied | 2159 |  39.2% |
| 5 | Very satisfied | 2713 |  49.3% |

Warning: these figures indicate the number of cases found in the data file. They cannot be interpreted as summary statistics of the population of interest.

d5_c1: D5. How do you rate your satisfaction with the experiences you had during your stay in Taiwan(1) Safety of recreational facilities(Safety)






| | |
|--------------------|--|
| Information | [Type= discrete] [Format=numeric] [Range= 0-5] [Missing=*] |
| Statistics [NW/ W] | [Valid=5504 /-] [Invalid=0 /-] |

| Value | Label | Cases | Percentage |
|-------|-------------------|-------|---|
| 0 | No experience | 678 |  12.3% |
| 1 | Very dissatisfied | 17 |  0.3% |
| 2 | Dissatisfied | 46 |  0.8% |
| 3 | Neutral | 784 |  14.2% |
| 4 | Satisfied | 2466 |  44.8% |
| 5 | Very satisfied | 1513 |  27.5% |

Warning: these figures indicate the number of cases found in the data file. They cannot be interpreted as summary statistics of the population of interest.

d5_c2: D5. How do you rate your satisfaction with the experiences you had during your stay in Taiwan(2) Safety of social environments(Safety)

| | |
|--------------------|--|
| Information | [Type= discrete] [Format=numeric] [Range= 1-5] [Missing=*] |
| Statistics [NW/ W] | [Valid=5504 /-] [Invalid=0 /-] |

| Value | Label | Cases | Percentage |
|-------|-------------------|-------|---|
| 1 | Very dissatisfied | 8 |  0.1% |
| 2 | Dissatisfied | 59 |  1.1% |
| 3 | Neutral | 854 |  15.5% |
| 4 | Satisfied | 2784 |  50.6% |
| 5 | Very satisfied | 1799 |  32.7% |

Warning: these figures indicate the number of cases found in the data file. They cannot be interpreted as summary statistics of the population of interest.

d5_c3: D5. How do you rate your satisfaction with the experiences you had during your stay in Taiwan(3) Safety of accommodation facilities(Safety)

| | |
|--------------------|--|
| Information | [Type= discrete] [Format=numeric] [Range= 0-5] [Missing=*] |
| Statistics [NW/ W] | [Valid=5504 /-] [Invalid=0 /-] |

d5_c3: D5. How do you rate your satisfaction with the experiences you had during your stay in Taiwan(3) Safety of accommodation facilities(Safety)

| Value | Label | Cases | Percentage |
|-------|-------------------|-------|------------|
| 0 | No experience | 107 | 1.9% |
| 1 | Very dissatisfied | 5 | 0.1% |
| 2 | Dissatisfied | 44 | 0.8% |
| 3 | Neutral | 632 | 11.5% |
| 4 | Satisfied | 2744 | 49.9% |
| 5 | Very satisfied | 1972 | 35.8% |

Warning: these figures indicate the number of cases found in the data file. They cannot be interpreted as summary statistics of the population of interest.

d5_c4: D5. How do you rate your satisfaction with the experiences you had during your stay in Taiwan(4) Good public environmental hygiene(Safety)

| | |
|---------------------------|--|
| Information | [Type= discrete] [Format=numeric] [Range= 1-5] [Missing=*] |
| Statistics [NW/ W] | [Valid=5504 /-] [Invalid=0 /-] |

| Value | Label | Cases | Percentage |
|-------|-------------------|-------|------------|
| 1 | Very dissatisfied | 44 | 0.8% |
| 2 | Dissatisfied | 271 | 4.9% |
| 3 | Neutral | 1571 | 28.5% |
| 4 | Satisfied | 2606 | 47.3% |
| 5 | Very satisfied | 1012 | 18.4% |

Warning: these figures indicate the number of cases found in the data file. They cannot be interpreted as summary statistics of the population of interest.

d5_c5: D5. How do you rate your satisfaction with the experiences you had during your stay in Taiwan(5) Good food hygiene(Safety)

| | |
|---------------------------|--|
| Information | [Type= discrete] [Format=numeric] [Range= 1-5] [Missing=*] |
| Statistics [NW/ W] | [Valid=5504 /-] [Invalid=0 /-] |

| Value | Label | Cases | Percentage |
|-------|-------------------|-------|------------|
| 1 | Very dissatisfied | 40 | 0.7% |
| 2 | Dissatisfied | 236 | 4.3% |
| 3 | Neutral | 1572 | 28.6% |
| 4 | Satisfied | 2667 | 48.5% |
| 5 | Very satisfied | 989 | 18.0% |

Warning: these figures indicate the number of cases found in the data file. They cannot be interpreted as summary statistics of the population of interest.

d5_d: D5.4. How do you rate your satisfaction with the experiences you had during your stay in Taiwan. Please rate your overall satisfaction with this trip to Taiwan

| | |
|---------------------------|--|
| Information | [Type= discrete] [Format=numeric] [Range= 1-5] [Missing=*] |
| Statistics [NW/ W] | [Valid=5504 /-] [Invalid=0 /-] |

| Value | Label | Cases | Percentage |
|-------|-------------------|-------|------------|
| 1 | Very dissatisfied | 1 | 0.0% |
| 2 | Dissatisfied | 16 | 0.3% |
| 3 | Neutral | 730 | 13.3% |
| 4 | Satisfied | 3362 | 61.1% |
| 5 | Very satisfied | 1395 | 25.3% |

Warning: these figures indicate the number of cases found in the data file. They cannot be interpreted as summary statistics of the population of interest.

d6_a: D6.1. Please indicate your favorite foreign country/area which you have had visited as a tourist for the past 3 years? (Please check one only and exclude the country/area of your residence)

| | |
|---------------------------|---|
| Information | [Type= discrete] [Format=numeric] [Range= 1-10] [Missing=*] |
| Statistics [NW/ W] | [Valid=5504 /-] [Invalid=0 /-] |

| Value | Label | Cases | Percentage |
|-------|------------------------------------|-------|------------|
| 1 | Mainland China | 276 | 5.0% |
| 2 | Hong Kong/Macao | 297 | 5.4% |
| 3 | Indonesia | 52 | 0.9% |
| 4 | Japan | 547 | 9.9% |
| 5 | Korea | 213 | 3.9% |
| 6 | Malaysia | 104 | 1.9% |
| 7 | Philippines | 35 | 0.6% |
| 8 | Singapore | 290 | 5.3% |
| 9 | Thailand | 416 | 7.6% |
| 10 | None of above (skip to Section E.) | 3274 | 59.5% |

Warning: these figures indicate the number of cases found in the data file. They cannot be interpreted as summary statistics of the population of interest.

d6_b1_1: D6.2. Why is the chosen country/area your favorite?(1)Scenery(choice multiple)

| | |
|---------------------------|--|
| Information | [Type= discrete] [Format=numeric] [Range= 0-1] [Missing=*] |
| Statistics [NW/ W] | [Valid=2230 /-] [Invalid=3274 /-] |

| Value | Label | Cases | Percentage |
|---------|-------|-------|------------|
| 0 | No | 1473 | 66.1% |
| 1 | Yes | 757 | 33.9% |
| Sysmiss | | 3274 | |

Warning: these figures indicate the number of cases found in the data file. They cannot be interpreted as summary statistics of the population of interest.

d6_b1_2: D6.2. Why is the chosen country/area your favorite?(2)Price of goods(choice multiple)

| | |
|---------------------------|--|
| Information | [Type= discrete] [Format=numeric] [Range= 0-1] [Missing=*] |
| Statistics [NW/ W] | [Valid=2229 /-] [Invalid=3275 /-] |

| Value | Label | Cases | Percentage |
|---------|-------|-------|------------|
| 0 | No | 1823 | 81.8% |
| 1 | Yes | 406 | 18.2% |
| Sysmiss | | 3275 | |

Warning: these figures indicate the number of cases found in the data file. They cannot be interpreted as summary statistics of the population of interest.

d6_b1_3: D6.2. Why is the chosen country/area your favorite?(3)Food(choice multiple)

| | |
|---------------------------|--|
| Information | [Type= discrete] [Format=numeric] [Range= 0-1] [Missing=*] |
| Statistics [NW/ W] | [Valid=2230 /-] [Invalid=3274 /-] |

| Value | Label | Cases | Percentage |
|---------|-------|-------|------------|
| 0 | No | 1531 | 68.7% |
| 1 | Yes | 699 | 31.3% |
| Sysmiss | | 3274 | |

Warning: these figures indicate the number of cases found in the data file. They cannot be interpreted as summary statistics of the population of interest.

d6_b1_4: D6.2. Why is the chosen country/area your favorite?(4)Fruits(choice multiple)

| | |
|---------------------------|--|
| Information | [Type= discrete] [Format=numeric] [Range= 0-1] [Missing=*] |
| Statistics [NW/ W] | [Valid=2230 /-] [Invalid=3274 /-] |

| # d6_b1_4: D6.2. Why is the chosen country/area your favorite?(4)Fruits(choice multiple) | | | |
|---|--|-------|------------------------------|
| Value | Label | Cases | Percentage |
| 0 | No | 2106 | <div><div></div></div> 94.4% |
| 1 | Yes | 124 | <div><div></div></div> 5.6% |
| Sysmiss | | 3274 | |
| Warning: these figures indicate the number of cases found in the data file. They cannot be interpreted as summary statistics of the population of interest. | | | |
| # d6_b1_5: D6.2. Why is the chosen country/area your favorite?(5)Weather(choice multiple) | | | |
| Information | [Type= discrete] [Format=numeric] [Range= 0-1] [Missing=*] | | |
| Statistics [NW/ W] | [Valid=2230 /-] [Invalid=3274 /-] | | |
| Value | Label | Cases | Percentage |
| 0 | No | 1948 | <div><div></div></div> 87.4% |
| 1 | Yes | 282 | <div><div></div></div> 12.6% |
| Sysmiss | | 3274 | |
| Warning: these figures indicate the number of cases found in the data file. They cannot be interpreted as summary statistics of the population of interest. | | | |
| # d6_b1_6: D6.2. Why is the chosen country/area your favorite?(6)Night life(choice multiple) | | | |
| Information | [Type= discrete] [Format=numeric] [Range= 0-1] [Missing=*] | | |
| Statistics [NW/ W] | [Valid=2229 /-] [Invalid=3275 /-] | | |
| Value | Label | Cases | Percentage |
| 0 | No | 2063 | <div><div></div></div> 92.6% |
| 1 | Yes | 166 | <div><div></div></div> 7.4% |
| Sysmiss | | 3275 | |
| Warning: these figures indicate the number of cases found in the data file. They cannot be interpreted as summary statistics of the population of interest. | | | |
| # d6_b1_7: D6.2. Why is the chosen country/area your favorite?(7)Recreational facilities(choice multiple) | | | |
| Information | [Type= discrete] [Format=numeric] [Range= 0-1] [Missing=*] | | |
| Statistics [NW/ W] | [Valid=2230 /-] [Invalid=3274 /-] | | |
| Value | Label | Cases | Percentage |
| 0 | No | 2028 | <div><div></div></div> 90.9% |
| 1 | Yes | 202 | <div><div></div></div> 9.1% |
| Sysmiss | | 3274 | |
| Warning: these figures indicate the number of cases found in the data file. They cannot be interpreted as summary statistics of the population of interest. | | | |
| # d6_b1_8: D6.2. Why is the chosen country/area your favorite?(8)Historical relics(choice multiple) | | | |
| Information | [Type= discrete] [Format=numeric] [Range= 0-1] [Missing=*] | | |
| Statistics [NW/ W] | [Valid=2230 /-] [Invalid=3274 /-] | | |
| Value | Label | Cases | Percentage |
| 0 | No | 2021 | <div><div></div></div> 90.6% |
| 1 | Yes | 209 | <div><div></div></div> 9.4% |
| Sysmiss | | 3274 | |
| Warning: these figures indicate the number of cases found in the data file. They cannot be interpreted as summary statistics of the population of interest. | | | |
| # d6_b1_9: D6.2. Why is the chosen country/area your favorite?(9)Geographical convenience(choice multiple) | | | |
| Information | [Type= discrete] [Format=numeric] [Range= 0-1] [Missing=*] | | |
| Statistics [NW/ W] | [Valid=2230 /-] [Invalid=3274 /-] | | |
| Value | Label | Cases | Percentage |
| 0 | No | 2092 | <div><div></div></div> 93.8% |

| # d6_b1_9: D6.2. Why is the chosen country/area your favorite?(9)Geographical convenience(choice multiple) | | | |
|---|--|-------|------------------------------|
| Value | Label | Cases | Percentage |
| 1 | Yes | 138 | <div><div></div></div> 6.2% |
| Sysmiss | | 3274 | |
| Warning: these figures indicate the number of cases found in the data file. They cannot be interpreted as summary statistics of the population of interest. | | | |
| # d6_b1_10: D6.2. Why is the chosen country/area your favorite?(10)Customs and culture(choice multiple) | | | |
| Information | [Type= discrete] [Format=numeric] [Range= 0-1] [Missing=*] | | |
| Statistics [NW/ W] | [Valid=2230 /-] [Invalid=3274 /-] | | |
| Value | Label | Cases | Percentage |
| 0 | No | 1989 | <div><div></div></div> 89.2% |
| 1 | Yes | 241 | <div><div></div></div> 10.8% |
| Sysmiss | | 3274 | |
| Warning: these figures indicate the number of cases found in the data file. They cannot be interpreted as summary statistics of the population of interest. | | | |
| # d6_b1_11: D6.2. Why is the chosen country/area your favorite?(11)Safe social environment(choice multiple) | | | |
| Information | [Type= discrete] [Format=numeric] [Range= 0-1] [Missing=*] | | |
| Statistics [NW/ W] | [Valid=2230 /-] [Invalid=3274 /-] | | |
| Value | Label | Cases | Percentage |
| 0 | No | 2042 | <div><div></div></div> 91.6% |
| 1 | Yes | 188 | <div><div></div></div> 8.4% |
| Sysmiss | | 3274 | |
| Warning: these figures indicate the number of cases found in the data file. They cannot be interpreted as summary statistics of the population of interest. | | | |
| # d6_b1_12: D6.2. Why is the chosen country/area your favorite?(12)Democracy(choice multiple) | | | |
| Information | [Type= discrete] [Format=numeric] [Range= 0-1] [Missing=*] | | |
| Statistics [NW/ W] | [Valid=2230 /-] [Invalid=3274 /-] | | |
| Value | Label | Cases | Percentage |
| 0 | No | 2212 | <div><div></div></div> 99.2% |
| 1 | Yes | 18 | <div><div></div></div> 0.8% |
| Sysmiss | | 3274 | |
| Warning: these figures indicate the number of cases found in the data file. They cannot be interpreted as summary statistics of the population of interest. | | | |
| # d6_b1_13: D6.2. Why is the chosen country/area your favorite?(13)Friendliness of the people(choice multiple) | | | |
| Information | [Type= discrete] [Format=numeric] [Range= 0-1] [Missing=*] | | |
| Statistics [NW/ W] | [Valid=2229 /-] [Invalid=3275 /-] | | |
| Value | Label | Cases | Percentage |
| 0 | No | 2000 | <div><div></div></div> 89.7% |
| 1 | Yes | 229 | <div><div></div></div> 10.3% |
| Sysmiss | | 3275 | |
| Warning: these figures indicate the number of cases found in the data file. They cannot be interpreted as summary statistics of the population of interest. | | | |
| # d6_b1_14: D6.2. Why is the chosen country/area your favorite?(14)Festival activities(choice multiple) | | | |
| Information | [Type= discrete] [Format=numeric] [Range= 0-1] [Missing=*] | | |
| Statistics [NW/ W] | [Valid=2230 /-] [Invalid=3274 /-] | | |
| Value | Label | Cases | Percentage |
| 0 | No | 2183 | <div><div></div></div> 97.9% |
| 1 | Yes | 47 | <div><div></div></div> 2.1% |

d6_b1_14: D6.2. Why is the chosen country/area your favorite?(14)Festival activities(choice multiple)

| Value | Label | Cases | Percentage |
|---|-------|-------|------------|
| Sysmiss | | 3274 | |
| Warning: these figures indicate the number of cases found in the data file. They cannot be interpreted as summary statistics of the population of interest. | | | |

| # d6_b1_15: D6.2. Why is the chosen country/area your favorite?(15)Others(choice multiple) | | | |
|---|--|-------|------------------------------|
| Information | [Type= discrete] [Format=numeric] [Range= 0-1] [Missing=*] | | |
| Statistics [NW/ W] | [Valid=2230 /-] [Invalid=3274 /-] | | |
| Value | Label | Cases | Percentage |
| 0 | No | 1986 | <div><div></div></div> 89.1% |
| 1 | Yes | 244 | <div><div></div></div> 10.9% |
| Sysmiss | | 3274 | |
| Warning: these figures indicate the number of cases found in the data file. They cannot be interpreted as summary statistics of the population of interest. | | | |
| # d6_b2_1: D6.2. Taiwan is superior to this country/area in(1)Scenery(choice multiple) | | | |
| Information | [Type= discrete] [Format=numeric] [Range= 0-1] [Missing=*] | | |
| Statistics [NW/ W] | [Valid=2230 /-] [Invalid=3274 /-] | | |
| Value | Label | Cases | Percentage |
| 0 | No | 1797 | <div><div></div></div> 80.6% |
| 1 | Yes | 433 | <div><div></div></div> 19.4% |
| Sysmiss | | 3274 | |
| Warning: these figures indicate the number of cases found in the data file. They cannot be interpreted as summary statistics of the population of interest. | | | |
| # d6_b2_2: D6.2. Taiwan is superior to this country/area in(2)Price of goods(choice multiple) | | | |
| Information | [Type= discrete] [Format=numeric] [Range= 0-1] [Missing=*] | | |
| Statistics [NW/ W] | [Valid=2230 /-] [Invalid=3274 /-] | | |
| Value | Label | Cases | Percentage |
| 0 | No | 1854 | <div><div></div></div> 83.1% |
| 1 | Yes | 376 | <div><div></div></div> 16.9% |
| Sysmiss | | 3274 | |
| Warning: these figures indicate the number of cases found in the data file. They cannot be interpreted as summary statistics of the population of interest. | | | |
| # d6_b2_3: D6.2. Taiwan is superior to this country/area in(3)Food(choice multiple) | | | |
| Information | [Type= discrete] [Format=numeric] [Range= 0-1] [Missing=*] | | |
| Statistics [NW/ W] | [Valid=2230 /-] [Invalid=3274 /-] | | |
| Value | Label | Cases | Percentage |
| 0 | No | 1418 | <div><div></div></div> 63.6% |
| 1 | Yes | 812 | <div><div></div></div> 36.4% |
| Sysmiss | | 3274 | |
| Warning: these figures indicate the number of cases found in the data file. They cannot be interpreted as summary statistics of the population of interest. | | | |
| # d6_b2_4: D6.2. Taiwan is superior to this country/area in(4)Fruits(choice multiple) | | | |
| Information | [Type= discrete] [Format=numeric] [Range= 0-1] [Missing=*] | | |
| Statistics [NW/ W] | [Valid=2230 /-] [Invalid=3274 /-] | | |
| Value | Label | Cases | Percentage |
| 0 | No | 1912 | <div><div></div></div> 85.7% |
| 1 | Yes | 318 | <div><div></div></div> 14.3% |
| Sysmiss | | 3274 | |
| Warning: these figures indicate the number of cases found in the data file. They cannot be interpreted as summary statistics of the population of interest. | | | |
| # d6_b2_5: D6.2. Taiwan is superior to this country/area in(5)Weather(choice multiple) | | | |
| Information | [Type= discrete] [Format=numeric] [Range= 0-1] [Missing=*] | | |
| Statistics [NW/ W] | [Valid=2230 /-] [Invalid=3274 /-] | | |

| # d6_b2_5: D6.2. Taiwan is superior to this country/area in(5)Weather(choice multiple) | | | |
|---|--|-------|------------------------------|
| Value | Label | Cases | Percentage |
| 0 | No | 1960 | <div><div></div></div> 87.9% |
| 1 | Yes | 270 | <div><div></div></div> 12.1% |
| Sysmiss | | 3274 | |
| Warning: these figures indicate the number of cases found in the data file. They cannot be interpreted as summary statistics of the population of interest. | | | |
| # d6_b2_6: D6.2. Taiwan is superior to this country/area in(6)Night life(choice multiple) | | | |
| Information | [Type= discrete] [Format=numeric] [Range= 0-1] [Missing=*] | | |
| Statistics [NW/ W] | [Valid=2229 /-] [Invalid=3275 /-] | | |
| Value | Label | Cases | Percentage |
| 0 | No | 2086 | <div><div></div></div> 93.6% |
| 1 | Yes | 143 | <div><div></div></div> 6.4% |
| Sysmiss | | 3275 | |
| Warning: these figures indicate the number of cases found in the data file. They cannot be interpreted as summary statistics of the population of interest. | | | |
| # d6_b2_7: D6.2. Taiwan is superior to this country/area in(7)Recreational facilities(choice multiple) | | | |
| Information | [Type= discrete] [Format=numeric] [Range= 0-1] [Missing=*] | | |
| Statistics [NW/ W] | [Valid=2230 /-] [Invalid=3274 /-] | | |
| Value | Label | Cases | Percentage |
| 0 | No | 2164 | <div><div></div></div> 97.0% |
| 1 | Yes | 66 | <div><div></div></div> 3.0% |
| Sysmiss | | 3274 | |
| Warning: these figures indicate the number of cases found in the data file. They cannot be interpreted as summary statistics of the population of interest. | | | |
| # d6_b2_8: D6.2. Taiwan is superior to this country/area in(8)Historical relics(choice multiple) | | | |
| Information | [Type= discrete] [Format=numeric] [Range= 0-1] [Missing=*] | | |
| Statistics [NW/ W] | [Valid=2230 /-] [Invalid=3274 /-] | | |
| Value | Label | Cases | Percentage |
| 0 | No | 1987 | <div><div></div></div> 89.1% |
| 1 | Yes | 243 | <div><div></div></div> 10.9% |
| Sysmiss | | 3274 | |
| Warning: these figures indicate the number of cases found in the data file. They cannot be interpreted as summary statistics of the population of interest. | | | |
| # d6_b2_9: D6.2. Taiwan is superior to this country/area in(9)Geographical convenience(choice multiple) | | | |
| Information | [Type= discrete] [Format=numeric] [Range= 0-1] [Missing=*] | | |
| Statistics [NW/ W] | [Valid=2229 /-] [Invalid=3275 /-] | | |
| Value | Label | Cases | Percentage |
| 0 | No | 2063 | <div><div></div></div> 92.6% |
| 1 | Yes | 166 | <div><div></div></div> 7.4% |
| Sysmiss | | 3275 | |
| Warning: these figures indicate the number of cases found in the data file. They cannot be interpreted as summary statistics of the population of interest. | | | |
| # d6_b2_10: D6.2. Taiwan is superior to this country/area in(10)Customs and culture(choice multiple) | | | |
| Information | [Type= discrete] [Format=numeric] [Range= 0-1] [Missing=*] | | |
| Statistics [NW/ W] | [Valid=2230 /-] [Invalid=3274 /-] | | |
| Value | Label | Cases | Percentage |
| 0 | No | 1955 | <div><div></div></div> 87.7% |

| # d6_b2_10: D6.2. Taiwan is superior to this country/area in(10)Customs and culture(choice multiple) | | | |
|---|--|-------|------------------------------|
| Value | Label | Cases | Percentage |
| 1 | Yes | 275 | <div><div></div></div> 12.3% |
| Sysmiss | | 3274 | |
| Warning: these figures indicate the number of cases found in the data file. They cannot be interpreted as summary statistics of the population of interest. | | | |
| # d6_b2_11: D6.2. Taiwan is superior to this country/area in(11)Safe social environment(choice multiple) | | | |
| Information | [Type= discrete] [Format=numeric] [Range= 0-1] [Missing=*] | | |
| Statistics [NW/ W] | [Valid=2230 /-] [Invalid=3274 /-] | | |
| Value | Label | Cases | Percentage |
| 0 | No | 1915 | <div><div></div></div> 85.9% |
| 1 | Yes | 315 | <div><div></div></div> 14.1% |
| Sysmiss | | 3274 | |
| Warning: these figures indicate the number of cases found in the data file. They cannot be interpreted as summary statistics of the population of interest. | | | |
| # d6_b2_12: D6.2. Taiwan is superior to this country/area in(12)Democracy(choice multiple) | | | |
| Information | [Type= discrete] [Format=numeric] [Range= 0-1] [Missing=*] | | |
| Statistics [NW/ W] | [Valid=2230 /-] [Invalid=3274 /-] | | |
| Value | Label | Cases | Percentage |
| 0 | No | 2124 | <div><div></div></div> 95.2% |
| 1 | Yes | 106 | <div><div></div></div> 4.8% |
| Sysmiss | | 3274 | |
| Warning: these figures indicate the number of cases found in the data file. They cannot be interpreted as summary statistics of the population of interest. | | | |
| # d6_b2_13: D6.2. Taiwan is superior to this country/area in(13)Friendliness of the people(choice multiple) | | | |
| Information | [Type= discrete] [Format=numeric] [Range= 0-1] [Missing=*] | | |
| Statistics [NW/ W] | [Valid=2230 /-] [Invalid=3274 /-] | | |
| Value | Label | Cases | Percentage |
| 0 | No | 1232 | <div><div></div></div> 55.2% |
| 1 | Yes | 998 | <div><div></div></div> 44.8% |
| Sysmiss | | 3274 | |
| Warning: these figures indicate the number of cases found in the data file. They cannot be interpreted as summary statistics of the population of interest. | | | |
| # d6_b2_14: D6.2. Taiwan is superior to this country/area in(14)Festival activities(choice multiple) | | | |
| Information | [Type= discrete] [Format=numeric] [Range= 0-1] [Missing=*] | | |
| Statistics [NW/ W] | [Valid=2230 /-] [Invalid=3274 /-] | | |
| Value | Label | Cases | Percentage |
| 0 | No | 2195 | <div><div></div></div> 98.4% |
| 1 | Yes | 35 | <div><div></div></div> 1.6% |
| Sysmiss | | 3274 | |
| Warning: these figures indicate the number of cases found in the data file. They cannot be interpreted as summary statistics of the population of interest. | | | |
| # d6_b2_15: D6.2. Taiwan is superior to this country/area in(15)Others(choice multiple) | | | |
| Information | [Type= discrete] [Format=numeric] [Range= 0-1] [Missing=*] | | |
| Statistics [NW/ W] | [Valid=2230 /-] [Invalid=3274 /-] | | |
| Value | Label | Cases | Percentage |
| 0 | No | 2148 | <div><div></div></div> 96.3% |
| 1 | Yes | 82 | <div><div></div></div> 3.7% |

| # d6_b2_15: D6.2. Taiwan is superior to this country/area in(15)Others(choice multiple) | | | |
|---|---|-------|------------------------------|
| Value | Label | Cases | Percentage |
| Sysmiss | | 3274 | |
| Warning: these figures indicate the number of cases found in the data file. They cannot be interpreted as summary statistics of the population of interest. | | | |
| # e1: E1. Nationality | | | |
| Information | [Type= discrete] [Format=numeric] [Range= 1-17] [Missing=*] | | |
| Statistics [NW/ W] | [Valid=5504 /-] [Invalid=0 /-] | | |
| Value | Label | Cases | Percentage |
| 1 | Japan | 1799 | <div><div></div></div> 32.7% |
| 2 | Mainland China | 1151 | <div><div></div></div> 20.9% |
| 4 | Singapore | 280 | <div><div></div></div> 5.1% |
| 5 | Korea | 348 | <div><div></div></div> 6.3% |
| 6 | Malaysia | 200 | <div><div></div></div> 3.6% |
| 7 | Indonesia | 13 | <div><div></div></div> 0.2% |
| 8 | Asia | 325 | <div><div></div></div> 5.9% |
| 9 | U.S.A. | 604 | <div><div></div></div> 11.0% |
| 10 | Canada | 108 | <div><div></div></div> 2.0% |
| 11 | U.K. | 98 | <div><div></div></div> 1.8% |
| 12 | France | 54 | <div><div></div></div> 1.0% |
| 13 | Germany | 101 | <div><div></div></div> 1.8% |
| 14 | Europe | 229 | <div><div></div></div> 4.2% |
| 15 | New Zealand& Australia | 121 | <div><div></div></div> 2.2% |
| 16 | Others | 73 | <div><div></div></div> 1.3% |
| 17 | R.O.C. | 0 | |
| Warning: these figures indicate the number of cases found in the data file. They cannot be interpreted as summary statistics of the population of interest. | | | |
| # e2: E2. The country of your residence | | | |
| Information | [Type= discrete] [Format=numeric] [Range= 1-17] [Missing=*] | | |
| Statistics [NW/ W] | [Valid=5504 /-] [Invalid=0 /-] | | |
| Value | Label | Cases | Percentage |
| 1 | Japan | 1785 | <div><div></div></div> 32.4% |
| 2 | Hong Kong and Macau | 484 | <div><div></div></div> 8.8% |
| 3 | Singapore | 757 | <div><div></div></div> 13.8% |
| 4 | Korea | 307 | <div><div></div></div> 5.6% |
| 5 | Malaysia | 356 | <div><div></div></div> 6.5% |
| 6 | Indonesia | 208 | <div><div></div></div> 3.8% |
| 7 | Asia | 13 | <div><div></div></div> 0.2% |
| 8 | U.S.A. | 332 | <div><div></div></div> 6.0% |
| 9 | Canada | 593 | <div><div></div></div> 10.8% |
| 10 | U.K. | 86 | <div><div></div></div> 1.6% |
| 11 | France | 68 | <div><div></div></div> 1.2% |
| 12 | Germany | 48 | <div><div></div></div> 0.9% |
| 13 | Europe | 83 | <div><div></div></div> 1.5% |
| 14 | New Zealand& Australia | 193 | <div><div></div></div> 3.5% |
| 15 | Others | 120 | <div><div></div></div> 2.2% |
| 16 | | 71 | <div><div></div></div> 1.3% |
| 17 | Mainland China | 0 | |

| | | | |
|---|--|-------|------------------------------|
| # e2: E2. The country of your residence | | | |
| Warning: these figures indicate the number of cases found in the data file. They cannot be interpreted as summary statistics of the population of interest. | | | |
| # e3: E3. Age | | | |
| Information | [Type= discrete] [Format=numeric] [Range= 1-6] [Missing=*] | | |
| Statistics [NW/ W] | [Valid=5504 /-] [Invalid=0 /-] | | |
| Value | Label | Cases | Percentage |
| 1 | 12-19 | 173 | <div><div></div></div> 3.1% |
| 2 | 20-29 | 1171 | <div><div></div></div> 21.3% |
| 3 | 30-39 | 1444 | <div><div></div></div> 26.2% |
| 4 | 40-49 | 1188 | <div><div></div></div> 21.6% |
| 5 | 50-59 | 934 | <div><div></div></div> 17.0% |
| 6 | 60 and over | 594 | <div><div></div></div> 10.8% |
| Warning: these figures indicate the number of cases found in the data file. They cannot be interpreted as summary statistics of the population of interest. | | | |
| # e4: E4. Annual income: (converted to USD) | | | |
| Information | [Type= discrete] [Format=numeric] [Range= 1-99] [Missing=*] | | |
| Statistics [NW/ W] | [Valid=5504 /-] [Invalid=0 /-] | | |
| Value | Label | Cases | Percentage |
| 1 | Under 9,999 | 550 | <div><div></div></div> 10.0% |
| 2 | 10,000-14,999 | 424 | <div><div></div></div> 7.7% |
| 3 | 15,000-29,999 | 596 | <div><div></div></div> 10.8% |
| 4 | 30,000-39,999 | 490 | <div><div></div></div> 8.9% |
| 5 | 40,000-69,999 | 936 | <div><div></div></div> 17.0% |
| 6 | 70,000-99,999 | 661 | <div><div></div></div> 12.0% |
| 7 | Over 100,000 | 678 | <div><div></div></div> 12.3% |
| 8 | No fixed income | 1115 | <div><div></div></div> 20.3% |
| 99 | Skip or No experience | 54 | <div><div></div></div> 1.0% |
| Warning: these figures indicate the number of cases found in the data file. They cannot be interpreted as summary statistics of the population of interest. | | | |
| # e5: E5. Education | | | |
| Information | [Type= discrete] [Format=numeric] [Range= 1-99] [Missing=*] | | |
| Statistics [NW/ W] | [Valid=5504 /-] [Invalid=0 /-] | | |
| Value | Label | Cases | Percentage |
| 1 | Primary school | 92 | <div><div></div></div> 1.7% |
| 2 | Junior high school, senior high school or vocational high sc | 1091 | <div><div></div></div> 19.8% |
| 3 | College, university, graduate school or higher | 4290 | <div><div></div></div> 77.9% |
| 4 | Others | 0 | |
| 99 | Skip or No experience | 31 | <div><div></div></div> 0.6% |
| Warning: these figures indicate the number of cases found in the data file. They cannot be interpreted as summary statistics of the population of interest. | | | |
| # e6: E6. Occupation | | | |
| Information | [Type= discrete] [Format=numeric] [Range= 1-99] [Missing=*] | | |
| Statistics [NW/ W] | [Valid=5504 /-] [Invalid=0 /-] | | |
| Value | Label | Cases | Percentage |
| 1 | Legislator, administrator, business executive or manager | 941 | <div><div></div></div> 17.1% |
| 2 | Professional | 1612 | <div><div></div></div> 29.3% |
| 3 | Technician or assistant | 309 | <div><div></div></div> 5.6% |

| # e6: E6. Occupation | | | |
|---|--|-------|------------------------------|
| Value | Label | Cases | Percentage |
| 4 | Office clerk | 1162 | <div><div></div></div> 21.1% |
| 5 | Service worker and shop/market sales worker | 236 | <div><div></div></div> 4.3% |
| 6 | Agricultural, animal husbandry, forestry and fishery worker | 28 | <div><div></div></div> 0.5% |
| 7 | Production and related worker, plant/machine operator and la | 54 | <div><div></div></div> 1.0% |
| 8 | Homemaker | 342 | <div><div></div></div> 6.2% |
| 9 | Student | 473 | <div><div></div></div> 8.6% |
| 10 | Retired | 224 | <div><div></div></div> 4.1% |
| 11 | Others | 110 | <div><div></div></div> 2.0% |
| 99 | Skip or No experience | 13 | <div><div></div></div> 0.2% |
| Warning: these figures indicate the number of cases found in the data file. They cannot be interpreted as summary statistics of the population of interest. | | | |
| # e7: E7. Gender | | | |
| Information | [Type= discrete] [Format=numeric] [Range= 1-2] [Missing=*] | | |
| Statistics [NW/ W] | [Valid=5504 /-] [Invalid=0 /-] | | |
| Value | Label | Cases | Percentage |
| 1 | Male | 3296 | <div><div></div></div> 59.9% |
| 2 | Female | 2208 | <div><div></div></div> 40.1% |
| Warning: these figures indicate the number of cases found in the data file. They cannot be interpreted as summary statistics of the population of interest. | | | |
| # intarea: Survey areas | | | |
| Information | [Type= discrete] [Format=numeric] [Range= 1-2] [Missing=*] | | |
| Statistics [NW/ W] | [Valid=5504 /-] [Invalid=0 /-] | | |
| Value | Label | Cases | Percentage |
| 1 | Taoyuan | 4900 | <div><div></div></div> 89.0% |
| 2 | Kaohsiung | 604 | <div><div></div></div> 11.0% |
| Warning: these figures indicate the number of cases found in the data file. They cannot be interpreted as summary statistics of the population of interest. | | | |