

Tourism Bureau

**2001 Annual Survey of Visitors Expenditure
and Trends in Taiwan (Public Access Data)**

Study Documentation

March 2, 2017

Metadata Production

| | |
|----------------------|----------------|
| Metadata Producer(s) | Tourism Bureau |
| Production Date | March 1, 2013 |
| Identification | AG010001en |

Table of Contents

| | |
|--|--------------------|
| Overview..... | 4 |
| Producers & Sponsors..... | 4 |
| Accessibility..... | 4 |
| Files Description..... | 5 |
| data2001..... | 5 |
| Variables Group(s)..... | 6 |
| Case number & Date..... | 6 |
| A. Genreal Information..... | 6 |
| B. Plan for Your Trip..... | 7 |
| C. Activities of Tourists..... | 10 |
| D. Spending Habits..... | 15 |
| E. Personal Information..... | 18 |
| Variables Description..... | 20 |
| data2001..... | 21 |

2001 Annual Survey of Visitors Expenditure and Trends in Taiwan (Public Access Data)

2001 Annual Survey of Visitors Expenditure and Trends in Taiwan (Public Access Data)

| Overview | |
|--|--|
| Type | Annual Survey of Visitors Expenditure and Trends in Taiwan |
| Identification | AG010001en |
| Version | Production Date: 2013-03-20 |
| Abstract To understand the activities, expenditure behaviors, impressions and the purposes of tourists visiting Taiwan, the Tourism Bureau runs the “2001 Annual Survey on Visitors Expenditure and Trends” and provides the authorities in Taiwan with references for designing and improving domestic recreational facilities, for outlining international advertising in sightseeing and operating the marketing strategies, and for estimating foreign exchange in the tourism industry. 5,006 valid samples are acquired after interviewing visitors—who are making their departure—in CKS International Airport and Kaohsiung International Airport. | |

| | |
|------------------|--|
| Countries | |
|------------------|--|

| Producers & Sponsors | |
|-------------------------|----------------|
| Primary Investigator(s) | Tourism Bureau |
| Other Producer(s) | Tourism Bureau |
| Funding Agency/ies | Tourism Bureau |

| Accessibility | |
|---|------------------------------|
| Distributor(s) | Survey Research Data Archive |
| Depositor(s) | |
| Access Conditions 公共版(網路會員、一般會員、院內會員) | |

Files Description

Dataset contains 1 file(s)

| data2001 | |
|---------------|------|
| # Cases | 5006 |
| # Variable(s) | 196 |

Variables Group(s)

Dataset contains 6 group(s)

| Group Case number & Date | | | | | | | |
|--------------------------|---------|--|------------|-------------|-------|---------|----------|
| # | Name | Label | Type | Format | Valid | Invalid | Question |
| 1 | amon | Configuration month | discrete | numeric-2.0 | 5006 | 0 | - |
| 2 | date | Configuration day | continuous | numeric-2.0 | 5006 | 0 | - |
| 3 | tmpno | Serial number | continuous | numeric-3.0 | 5006 | 0 | - |
| 4 | idno | Case number | continuous | numeric-9.0 | 5006 | 0 | - |
| 5 | sthr | Interview started at: hour | discrete | numeric-2.0 | 5006 | 0 | - |
| 6 | stmin | Interview started at: minute | continuous | numeric-2.0 | 5006 | 0 | - |
| 7 | f1_a | F1. Interview ended at: hour | discrete | numeric-2.0 | 5006 | 0 | - |
| 8 | f1_b | F1. Interview ended at: minute | continuous | numeric-2.0 | 5006 | 0 | - |
| 9 | f2_y | F2. Interview ended at: year(R.O.C) | discrete | numeric-2.0 | 5006 | 0 | - |
| 10 | f2_m | F2. Interview ended at: month | discrete | numeric-2.0 | 5006 | 0 | - |
| 11 | f2_d | F2. Interview ended at: day | continuous | numeric-2.0 | 5006 | 0 | - |
| 12 | f3_a | F3. The cooperation of respondents1 | discrete | numeric-1.0 | 5006 | 0 | - |
| 13 | f3_b | F3. The cooperation of respondents2 | discrete | numeric-1.0 | 5006 | 0 | - |
| 14 | f3_c | F3. The cooperation of respondents3 | discrete | numeric-1.0 | 5006 | 0 | - |
| 15 | intno | Interviewer no. | discrete | numeric-2.0 | 5006 | 0 | - |
| 16 | coding | Examiner no. | continuous | numeric-2.0 | 5006 | 0 | - |
| 17 | keyin | Keyin no. | discrete | numeric-2.0 | 5006 | 0 | - |
| 18 | intarea | Survey area | discrete | numeric-1.0 | 5006 | 0 | - |
| 19 | itime | Investigation unit (visits start time) | discrete | numeric-1.0 | 5006 | 0 | - |

| Group A. Genreal Information | | | | | | | |
|------------------------------|-------|--|------------|-------------|-------|---------|----------|
| # | Name | Label | Type | Format | Valid | Invalid | Question |
| 1 | a1_y | A1. When did you arrive in Taiwan on this trip? year(R.O.C.) | discrete | numeric-2.0 | 5006 | 0 | - |
| 2 | a1_m | A1. When did you arrive in Taiwan on this trip?month | discrete | numeric-2.0 | 5006 | 0 | - |
| 3 | a1_d | A1. When did you arrive in Taiwan on this trip?day | continuous | numeric-2.0 | 5006 | 0 | - |
| 4 | night | Stay in Taiwan __day(s) | continuous | numeric-5.0 | 5006 | 0 | - |
| 5 | a2 | A2. Where did you enter Taiwan? | discrete | numeric-1.0 | 5006 | 0 | - |

| # | Name | Label | Type | Format | Valid | Invalid | Question |
|----|-------|---|----------|-------------|-------|---------|----------|
| 6 | a3_a1 | A3. What kind of transportation did you take to leave the airport? | discrete | numeric-1.0 | 4986 | 20 | - |
| 7 | a3_a2 | A3. How did you rate the convenience to leave the airport (port)? | discrete | numeric-1.0 | 4970 | 36 | - |
| 8 | a3_b1 | A3. What kind of transportation did you take to get to this airport (port)? | discrete | numeric-1.0 | 4987 | 19 | - |
| 9 | a3_b2 | A3. How did you rate the convenience to get to this airport (port)? | discrete | numeric-1.0 | 4972 | 34 | - |
| 10 | a4 | A4. How many times have you been to Taiwan during the last three years (including this trip)? | discrete | numeric-1.0 | 4994 | 12 | - |
| 11 | a5 | A5. Did anyone accompany you to Taiwan on this visit? | discrete | numeric-1.0 | 5000 | 6 | - |
| 12 | a6_1 | A6. If yes, who came with you on this trip ? (1)Spouse (choice multiple) | discrete | numeric-1.0 | 4987 | 19 | - |
| 13 | a6_2 | A6. If yes, who came with you on this trip ? (2)Children (choice multiple) | discrete | numeric-1.0 | 4987 | 19 | - |
| 14 | a6_3 | A6. If yes, who came with you on this trip ? (3)Relatives (choice multiple) | discrete | numeric-1.0 | 4987 | 19 | - |
| 15 | a6_4 | A6. If yes, who came with you on this trip ? (4)Colleagues (choice multiple) | discrete | numeric-1.0 | 4987 | 19 | - |
| 16 | a6_5 | A6. If yes, who came with you on this trip ? (5)Friends (choice multiple) | discrete | numeric-1.0 | 4987 | 19 | - |
| 17 | a6_6 | A6. If yes, who came with you on this trip ? (6)Others (choice multiple) | discrete | numeric-1.0 | 4987 | 19 | - |

Group B. Plan for Your Trip

| # | Name | Label | Type | Format | Valid | Invalid | Question |
|---|------|--|----------|-------------|-------|---------|----------|
| 1 | a6_6 | A6. If yes, who came with you on this trip ? (6)Others (choice multiple) | discrete | numeric-1.0 | 4987 | 19 | - |
| 2 | b1_1 | B1. Which of the following sources for Taiwan tourism information would you like to get? (1)Newspapers (choice multiple) | discrete | numeric-1.0 | 4928 | 78 | - |
| 3 | b1_2 | B1.Which of the following sources for Taiwan tourism information would you like to get? (2)Common magazines, books (choice multiple) | discrete | numeric-1.0 | 4928 | 78 | - |

| # | Name | Label | Type | Format | Valid | Invalid | Question |
|----|--------|---|----------|-------------|-------|---------|----------|
| 4 | b1_3 | B1. Which of the following sources for Taiwan tourism information would you like to get? (3)International tourism exhibitions (choice multiple) | discrete | numeric-1.0 | 4928 | 78 | - |
| 5 | b1_4 | B1. Which of the following sources for Taiwan tourism information would you like to get? (4)Travel agencies (choice multiple) | discrete | numeric-1.0 | 4928 | 78 | - |
| 6 | b1_5 | B1. Which of the following sources for Taiwan tourism information would you like to get? (5)TV, radio (choice multiple) | discrete | numeric-1.0 | 4928 | 78 | - |
| 7 | b1_6 | B1. Which of the following sources for Taiwan tourism information would you like to get? (6)Hotels (choice multiple) | discrete | numeric-1.0 | 4928 | 78 | - |
| 8 | b1_7 | B1. Which of the following sources for Taiwan tourism information would you like to get? (7)Airports (choice multiple) | discrete | numeric-1.0 | 4928 | 78 | - |
| 9 | b1_8 | B1. Which of the following sources for Taiwan tourism information would you like to get? (8)R.O.C. overseas offices (choice multiple) | discrete | numeric-1.0 | 4928 | 78 | - |
| 10 | b1_9 | B1. Which of the following sources for Taiwan tourism information would you like to get? (9)Internet (choice multiple) | discrete | numeric-1.0 | 4928 | 78 | - |
| 11 | b1_10 | B1. Which of the following sources for Taiwan tourism information would you like to get? (10)Others (choice multiple) | discrete | numeric-1.0 | 4928 | 78 | - |
| 12 | b2_a | B2. What are the purposes of your current visit to Taiwan? Main purpose | discrete | numeric-1.0 | 5006 | 0 | - |
| 13 | b2_b | B2. What are the purposes of your current visit to Taiwan? Second purpose | discrete | numeric-1.0 | 569 | 4437 | - |
| 14 | b3_1 | B3. What are the reasons that you visit Taiwan? (1)Scenery (choice multiple) | discrete | numeric-1.0 | 4952 | 54 | - |
| 15 | b3_2 | B3. What are the reasons that you visit Taiwan? (2)Specific activities (choice multiple) | discrete | numeric-1.0 | 4952 | 54 | - |
| 16 | b3_2_1 | B3(2). What kind of specific activities that you visit Taiwan? Lantern Festival (choice multiple) | discrete | numeric-1.0 | 4932 | 74 | - |
| 17 | b3_2_2 | B3(2). What kind of specific activities that you visit | discrete | numeric-1.0 | 4932 | 74 | - |

| # | Name | Label | Type | Format | Valid | Invalid | Question |
|----|--------|---|----------|-------------|-------|---------|----------|
| | | Taiwan? Food Festival (choice multiple) - Food festival | | | | | |
| 18 | b3_2_3 | B3(2). What kind of specific activities that you visit Taiwan? International Hsiukuluan White water rafting(choice multiple) | discrete | numeric-1.0 | 4932 | 74 | - |
| 19 | b3_2_4 | B3(2). What kind of specific activities that you visit Taiwan? Taipei international travel fair(choice multiple) | discrete | numeric-1.0 | 4932 | 74 | - |
| 20 | b3_3 | B3. What are the reasons that you visit Taiwan? (3)Price of goods (choice multiple) | discrete | numeric-1.0 | 4952 | 54 | - |
| 21 | b3_4 | B3. What are the reasons that you visit Taiwan? (4)Cuisine (choice multiple) | discrete | numeric-1.0 | 4952 | 54 | - |
| 22 | b3_5 | B3. What are the reasons that you visit Taiwan? (5)Fruits (choice multiple) | discrete | numeric-1.0 | 4952 | 54 | - |
| 23 | b3_6 | B3. What are the reasons that you visit Taiwan? (6)Weather (choice multiple) | discrete | numeric-1.0 | 4952 | 54 | - |
| 24 | b3_7 | B3. What are the reasons that you visit Taiwan? (7)Night life (choice multiple) | discrete | numeric-1.0 | 4952 | 54 | - |
| 25 | b3_8 | B3. What are the reasons that you visit Taiwan? (8)Leisure facilities (e.g. amusement park, restorpia ,golf course) (choice multiple) | discrete | numeric-1.0 | 4952 | 54 | - |
| 26 | b3_9 | B3. What are the reasons that you visit Taiwan? (9)Historical relics (choice multiple) | discrete | numeric-1.0 | 4952 | 54 | - |
| 27 | b3_10 | B3. What are the reasons that you visit Taiwan? (10)Arrangement by office (choice multiple) | discrete | numeric-1.0 | 4952 | 54 | - |
| 28 | b3_11 | B3. What are the reasons that you visit Taiwan? (11)Near the place you live (choice multiple) | discrete | numeric-1.0 | 4952 | 54 | - |
| 29 | b3_12 | B3. What are the reasons that you visit Taiwan? (12)Taiwan's custom and culture (choice multiple) | discrete | numeric-1.0 | 4952 | 54 | - |
| 30 | b3_13 | B3. What are the reasons that you visit Taiwan? (13)Public securities (choice multiple) | discrete | numeric-1.0 | 4952 | 54 | - |
| 31 | b3_14 | B3. What are the reasons that you visit Taiwan? (14)Democracy (choice multiple) | discrete | numeric-1.0 | 4952 | 54 | - |
| 32 | b3_15 | B3. What are the reasons that you visit Taiwan? (15)Other (choice multiple) | discrete | numeric-1.0 | 4952 | 54 | - |

| # | Name | Label | Type | Format | Valid | Invalid | Question |
|----|--------|--|----------|-------------|-------|---------|----------|
| 33 | b4_a | B4. Did you take any tour at your leisure? | discrete | numeric-1.0 | 4984 | 22 | - |
| 34 | b4_b | B4. If not, why not? | discrete | numeric-1.0 | 4941 | 65 | - |
| 35 | b5_a | B5. What kind of international conference/exhibition did you attend? | discrete | numeric-1.0 | 5002 | 4 | - |
| 36 | b5_c | B5. Did you participate in any tour during the conference/exhibition? | discrete | numeric-1.0 | 5000 | 6 | - |
| 37 | b5_c_1 | B5. If not, why not? | discrete | numeric-1.0 | 4996 | 10 | - |
| 38 | b5_d_1 | B5. Please rank your satisfaction with the conference/exhibition: (1)Arrangement of the conference/exhibition | discrete | numeric-1.0 | 4998 | 8 | - |
| 39 | b5_d_2 | B5. Please rank your satisfaction with the conference/exhibition: (2)Facilities of the conference/exhibition | discrete | numeric-1.0 | 4998 | 8 | - |
| 40 | b5_d_3 | B5. Please rank your satisfaction with the conference/exhibition: (3)Convenience in transportation | discrete | numeric-1.0 | 4997 | 9 | - |
| 41 | b5_d_4 | B5. Please rank your satisfaction with the conference/exhibition: (4)Arrangement of the tour | discrete | numeric-1.0 | 5000 | 6 | - |

Group C. Activities of Tourists

| # | Name | Label | Type | Format | Valid | Invalid | Question |
|---|------|--|----------|-------------|-------|---------|----------|
| 1 | c1_1 | C1. During your trip to Taiwan, which of the following activities have you participated in? (1)Sightseeing (choice multiple) | discrete | numeric-1.0 | 4952 | 54 | - |
| 2 | c1_2 | C1. During your trip to Taiwan, which of the following activities have you participated in? (2)Outdoor activities(hiking, driving, or bird watching) (choice multiple) | discrete | numeric-1.0 | 4952 | 54 | - |
| 3 | c1_3 | C1. During your trip to Taiwan, which of the following activities have you participated in? (3)Playing golf (choice multiple) | discrete | numeric-1.0 | 4952 | 54 | - |
| 4 | c1_4 | C1. During your trip to Taiwan, which of the following activities have you participated in? (4)Hot spring(spa)(choice multiple) | discrete | numeric-1.0 | 4952 | 54 | - |
| 5 | c1_5 | C1. During your trip to Taiwan, which of the | discrete | numeric-1.0 | 4952 | 54 | - |

| # | Name | Label | Type | Format | Valid | Invalid | Question |
|----|-------|---|----------|-------------|-------|---------|----------|
| | | following activities have you participated in? (5)Shopping (choice multiple) | | | | | |
| 6 | c1_6 | C1. During your trip to Taiwan, which of the following activities have you participated in? (6)Visiting historical scenic spot (choice multiple) | discrete | numeric-1.0 | 4952 | 54 | - |
| 7 | c1_7 | C1. During your trip to Taiwan, which of the following activities have you participated in? (7)Wedding photography, personal albums of pictures (choice multiple) | discrete | numeric-1.0 | 4952 | 54 | - |
| 8 | c1_8 | C1. During your trip to Taiwan, which of the following activities have you participated in? (8)Cosmetic preparation(choice multiple) | discrete | numeric-1.0 | 4952 | 54 | - |
| 9 | c1_9 | C1. During your trip to Taiwan, which of the following activities have you participated in? (9)Karaoke or K.T.V. (choice multiple) | discrete | numeric-1.0 | 4952 | 54 | - |
| 10 | c1_10 | C1. During your trip to Taiwan, which of the following activities have you participated in? (10)Pubs or night clubs (choice multiple) | discrete | numeric-1.0 | 4952 | 54 | - |
| 11 | c1_11 | C1. During your trip to Taiwan, which of the following activities have you participated in? (11)Attending an Exhibition (choice multiple) | discrete | numeric-1.0 | 4952 | 54 | - |
| 12 | c1_12 | C1. During your trip to Taiwan, which of the following activities have you participated in? (12)Massage (choice multiple) | discrete | numeric-1.0 | 4952 | 54 | - |
| 13 | c1_13 | C1. During your trip to Taiwan, which of the following activities have you participated in? (13)Photography (choice multiple) | discrete | numeric-1.0 | 4952 | 54 | - |
| 14 | c1_14 | C1. During your trip to Taiwan, which of the following activities have you participated in? (14)Participating cultural activities (choice multiple) | discrete | numeric-1.0 | 4952 | 54 | - |
| 15 | c1_15 | C1. During your trip to Taiwan, which of the following activities have you participated in? (15)Mighty earth tour(a visit to te earthquake-damaged area) (choice multiple) | discrete | numeric-1.0 | 4952 | 54 | - |

| # | Name | Label | Type | Format | Valid | Invalid | Question |
|----|-------|---|------------|-------------|-------|---------|----------|
| 16 | c1_16 | C1. During your trip to Taiwan, which of the following activities have you participated in? (16)Other (choice multiple) | discrete | numeric-1.0 | 4952 | 54 | - |
| 17 | c2_1 | C2. What scenic spots/place did you visit for this trip? Spot1 | continuous | numeric-2.0 | 4984 | 22 | - |
| 18 | c2_2 | C2. What scenic spots/place did you visit for this trip? Spot2 | continuous | numeric-2.0 | 4984 | 22 | - |
| 19 | c2_3 | C2. What scenic spots/place did you visit for this trip? Spot3 | continuous | numeric-2.0 | 4984 | 22 | - |
| 20 | c2_4 | C2. What scenic spots/place did you visit for this trip? Spot4 | continuous | numeric-2.0 | 4984 | 22 | - |
| 21 | c2_5 | C2. What scenic spots/place did you visit for this trip? Spot5 | continuous | numeric-2.0 | 4984 | 22 | - |
| 22 | c2_6 | C2. What scenic spots/place did you visit for this trip? Spot6 | continuous | numeric-2.0 | 4984 | 22 | - |
| 23 | c2_7 | C2. What scenic spots/place did you visit for this trip? Spot7 | continuous | numeric-2.0 | 4984 | 22 | - |
| 24 | c2_8 | C2. What scenic spots/place did you visit for this trip? Spot8 | continuous | numeric-2.0 | 4984 | 22 | - |
| 25 | c2_9 | C2. What scenic spots/place did you visit for this trip? Spot9 | continuous | numeric-2.0 | 4984 | 22 | - |
| 26 | c2_10 | C2. What scenic spots/place did you visit for this trip? Spot10 | continuous | numeric-2.0 | 4984 | 22 | - |
| 27 | c2_11 | C2. What scenic spots/place did you visit for this trip? Spot11 | continuous | numeric-2.0 | 4984 | 22 | - |
| 28 | c2_12 | C2. What scenic spots/place did you visit for this trip? Spot12 | discrete | numeric-2.0 | 4984 | 22 | - |
| 29 | c2_13 | C2. What scenic spots/place did you visit for this trip? Spot13 | discrete | numeric-2.0 | 4984 | 22 | - |
| 30 | c2_14 | C2. What scenic spots/place did you visit for this trip? Spot14 | discrete | numeric-2.0 | 4984 | 22 | - |
| 31 | c2_15 | C2. What scenic spots/place did you visit for this trip? Spot15 | discrete | numeric-2.0 | 4984 | 22 | - |
| 32 | c2_1a | C2. What scenic spots/place did you visit for this trip? (1)Your favorite scenic spot | continuous | numeric-2.0 | 2909 | 2097 | - |
| 33 | c2_2a | C2. What scenic spots/place did you visit for this trip? | continuous | numeric-2.0 | 1460 | 3546 | - |

| # | Name | Label | Type | Format | Valid | Invalid | Question |
|----|---------|---|------------|-------------|-------|---------|----------|
| | | (2)Your least favorite scenic spot | | | | | |
| 34 | c2_2b | C2. Reason for least favorite scenic spots. | discrete | numeric-1.0 | 1443 | 3563 | - |
| 35 | c3_1 | C3. At what hotels or locations did you stay during your visit in Taiwan? (1)Hotel(or hostel) (choice multiple) | discrete | numeric-1.0 | 5004 | 2 | - |
| 36 | c3_1a_1 | C3(1). The hotel 1 is in __County (City) | continuous | numeric-2.0 | 4996 | 10 | - |
| 37 | c3_1a_2 | C3(1). The hotel 2 is in __County (City) | continuous | numeric-2.0 | 4996 | 10 | - |
| 38 | c3_1a_3 | C3(1). The hotel 3 is in __County (City) | continuous | numeric-2.0 | 4996 | 10 | - |
| 39 | c3_1a_4 | C3(1). The hotel 4 is in __County (City) | discrete | numeric-2.0 | 4996 | 10 | - |
| 40 | c3_1a_5 | C3(1). The hotel 5 is in __County (City) | discrete | numeric-2.0 | 4996 | 10 | - |
| 41 | c3_1a_6 | C3(1). The hotel 6 is in __County (City) | discrete | numeric-2.0 | 4996 | 10 | - |
| 42 | htype1 | C3(1). Type of hotel 1 | discrete | numeric-1.0 | 4996 | 10 | - |
| 43 | htype2 | C3(1). Type of hotel 2 | discrete | numeric-1.0 | 4996 | 10 | - |
| 44 | htype3 | C3(1). Type of hotel 3 | discrete | numeric-1.0 | 4996 | 10 | - |
| 45 | htype4 | C3(1). Type of hotel 4 | discrete | numeric-1.0 | 4996 | 10 | - |
| 46 | htype5 | C3(1). Type of hotel 5 | discrete | numeric-1.0 | 4996 | 10 | - |
| 47 | htype6 | C3(1). Type of hotel 6 | discrete | numeric-1.0 | 4996 | 10 | - |
| 48 | c3_1b | C3.1 How satisfied are you with the hotel(s)? | discrete | numeric-1.0 | 4910 | 96 | - |
| 49 | c3_2 | C3. At what hotels or locations did you stay during your visit in Taiwan? (2)The home of relatives or friends (choice multiple) | discrete | numeric-1.0 | 5004 | 2 | - |
| 50 | c3_3 | C3. At what hotels or locations did you stay during your visit in Taiwan? (3)Dormitory (choice multiple) | discrete | numeric-1.0 | 5004 | 2 | - |
| 51 | c3_4 | C3. At what hotels or locations did you stay during your visit in Taiwan? (4)Rental apartments (choice multiple) | discrete | numeric-1.0 | 5004 | 2 | - |
| 52 | c3_5 | C3. At what hotels or locations did you stay during your visit in Taiwan? (5)Temples, convents, or churches (choice multiple) | discrete | numeric-1.0 | 5004 | 2 | - |
| 53 | c3_6 | C3. At what hotels or locations did you stay during your visit in Taiwan? (6)Community centers (choice multiple) | discrete | numeric-1.0 | 5004 | 2 | - |

| # | Name | Label | Type | Format | Valid | Invalid | Question |
|----|--------|---|----------|-------------|-------|---------|----------|
| 54 | c3_7 | C3. At what hotels or locations did you stay during your visit in Taiwan? (7)Others (choice multiple) | discrete | numeric-1.0 | 5004 | 2 | - |
| 55 | c4_1 | C4. What accommodations do you prefer for visiting Taiwan? (1)Rate per night (choice multiple) | discrete | numeric-1.0 | 4977 | 29 | - |
| 56 | c4_2 | C4. What accommodations do you prefer for visiting Taiwan? (2)Location of the hotel(choice multiple) | discrete | numeric-1.0 | 4969 | 37 | - |
| 57 | c4_3 | C4. What accommodations do you prefer for visiting Taiwan? (3)Types of accommodation (choice multiple) | discrete | numeric-1.0 | 4957 | 49 | - |
| 58 | c4_4_1 | C4. What accommodations do you prefer for visiting Taiwan? (4)Services 1.Free parking (choice multiple) | discrete | numeric-1.0 | 4812 | 194 | - |
| 59 | c4_4_2 | C4. What accommodations do you prefer for visiting Taiwan? (4)Services 2.Free breakfast (choice multiple) | discrete | numeric-1.0 | 4812 | 194 | - |
| 60 | c4_4_3 | C4. What accommodations do you prefer for visiting Taiwan? (4)Services 3.Airport transportation (choice multiple) | discrete | numeric-1.0 | 4812 | 194 | - |
| 61 | c4_4_4 | C4. What accommodations do you prefer for visiting Taiwan? (4)Services 4.Domestic transportation (choice multiple) | discrete | numeric-1.0 | 4812 | 194 | - |
| 62 | c4_4_5 | C4. What accommodations do you prefer for visiting Taiwan? (4)Services 5.Fax service (choice multiple) | discrete | numeric-1.0 | 4812 | 194 | - |
| 63 | c4_4_6 | C4. What accommodations do you prefer for visiting Taiwan? (4)Services 6.Internet service (choice multiple) | discrete | numeric-1.0 | 4812 | 194 | - |
| 64 | c4_4_7 | C4. What accommodations do you prefer for visiting Taiwan? (4)Services 7.Others (choice multiple) | discrete | numeric-1.0 | 4812 | 194 | - |
| 65 | c5 | C5. Do think you will visit Taiwan again? | discrete | numeric-1.0 | 4951 | 55 | - |
| 66 | c6_1 | C6. Based on your experience in Taiwan, what are your impressions of the following aspects of Taiwan compared with your original expectations? (1)Historical relics | discrete | numeric-1.0 | 4987 | 19 | - |
| 67 | c6_2 | C6. Based on your experience in Taiwan, what | discrete | numeric-1.0 | 4986 | 20 | - |

| # | Name | Label | Type | Format | Valid | Invalid | Question |
|----|-------|---|----------|-------------|-------|---------|----------|
| | | are your impressions of the following aspects of Taiwan compared with your original expectations? (2)Scenery | | | | | |
| 68 | c6_3 | C6. Based on your experience in Taiwan, what are your impressions of the following aspects of Taiwan compared with your original expectations? (3)Prices of goods | discrete | numeric-1.0 | 4985 | 21 | - |
| 69 | c6_4 | C6. Based on your experience in Taiwan, what are your impressions of the following aspects of Taiwan compared with your original expectations? (4)Cuisine | discrete | numeric-1.0 | 4981 | 25 | - |
| 70 | c6_5 | C6. Based on your experience in Taiwan, what are your impressions of the following aspects of Taiwan compared with your original expectations? (5)Weather | discrete | numeric-1.0 | 4985 | 21 | - |
| 71 | c6_6 | C6. Based on your experience in Taiwan, what are your impressions of the following aspects of Taiwan compared with your original expectations? (6)Public securities | discrete | numeric-1.0 | 4982 | 24 | - |
| 72 | c6_7 | C6. Based on your experience in Taiwan, what are your impressions of the following aspects of Taiwan compared with your original expectations? (7)Recreational facilities | discrete | numeric-1.0 | 4984 | 22 | - |
| 73 | c6_8 | C6. Based on your experience in Taiwan, what are your impressions of the following aspects of Taiwan compared with your original expectations? (8)Traffic | discrete | numeric-1.0 | 4982 | 24 | - |
| 74 | c6_9 | C6. Based on your experience in Taiwan, what are your impressions of the following aspects of Taiwan compared with your original expectations? (9)Friendliness of people | discrete | numeric-1.0 | 4987 | 19 | - |
| 75 | c6_10 | C6. Based on your experience in Taiwan, what are your impressions of the following aspects of Taiwan compared with your original expectations? (10)Surrounding sanitation | discrete | numeric-1.0 | 4987 | 19 | - |

Group D. Spending Habits

| # | Name | Label | Type | Format | Valid | Invalid | Question |
|---|------|-------|------|--------|-------|---------|----------|
|---|------|-------|------|--------|-------|---------|----------|

| # | Name | Label | Type | Format | Valid | Invalid | Question |
|----|--------|--|------------|-------------|-------|---------|----------|
| 1 | d1 | D1. What kind of arrangement did you make for this trip? | discrete | numeric-1.0 | 5006 | 0 | - |
| 2 | d2_1 | D2. How would you rate your satisfaction with the services provided by the local travel agency or tour guides? (1)Arrangement of your visit | discrete | numeric-1.0 | 4765 | 241 | - |
| 3 | d2_2 | D2. How would you rate your satisfaction with the services provided by the local travel agency or tour guides? (2)Arrangement of accommodations | discrete | numeric-1.0 | 4760 | 246 | - |
| 4 | d2_3 | D2. How would you rate your satisfaction with the services provided by the local travel agency or tour guides? (3)Arrangement of transportation | discrete | numeric-1.0 | 4892 | 114 | - |
| 5 | d2_4 | D2. How would you rate your satisfaction with the services provided by the local travel agency or tour guides? (4)Arrangement of meals | discrete | numeric-1.0 | 4694 | 312 | - |
| 6 | d2_5 | D2. How would you rate your satisfaction with the services provided by the local travel agency or tour guides? (5)The service of the tour guides | discrete | numeric-1.0 | 4868 | 138 | - |
| 7 | d2_6 | D2. How would you rate your satisfaction with the services provided by the local travel agency or tour guides? (6)The professionalism of the tour guides | discrete | numeric-1.0 | 4867 | 139 | - |
| 8 | d2_7 | D2. How would you rate your satisfaction with the services provided by the local travel agency or tour guides? (7)Overall impression | discrete | numeric-1.0 | 4749 | 257 | - |
| 9 | d3 | D3. Did you pay a certain amount of fee to the travel agency in advance? | discrete | numeric-1.0 | 5006 | 0 | - |
| 10 | d4_a | D4. How much did you pay in advance? Total cost | continuous | numeric-7.0 | 4947 | 59 | - |
| 11 | d4_b | D4. How much did you pay in advance? Type of currency | discrete | numeric-2.0 | 5006 | 0 | - |
| 12 | airexp | D4. Did the total cost of D4 include Air/ship fare? | discrete | numeric-1.0 | 5000 | 6 | - |
| 13 | d5_1 | D5. Which of the following items did you pay to the travel agency in advance? (1)Hotel (choice multiple) | discrete | numeric-1.0 | 5006 | 0 | - |
| 14 | d5_2 | D5. Which of the following items did you pay to the travel agency in advance? | discrete | numeric-1.0 | 5006 | 0 | - |

| # | Name | Label | Type | Format | Valid | Invalid | Question |
|----|-------|---|------------|-------------|-------|---------|----------|
| | | (2)Meals outside hotel (choice multiple) | | | | | |
| 15 | d5_3 | D5. Which of the following items did you pay to the travel agency in advance? (3)Local transportation (choice multiple) | discrete | numeric-1.0 | 5006 | 0 | - |
| 16 | d5_4 | D5. Which of the following items did you pay to the travel agency in advance? (4)Entertainment (choice multiple) | discrete | numeric-1.0 | 5006 | 0 | - |
| 17 | d5_5 | D5. Which of the following items did you pay to the travel agency in advance? (5)Miscellaneous expenses (choice multiple) | discrete | numeric-1.0 | 5006 | 0 | - |
| 18 | d6_a | D6. During your trip in Taiwan, how much money in total did you spend? | continuous | numeric-6.0 | 4951 | 55 | - |
| 19 | d6_b | D6. During your trip in Taiwan, how much money in total did you spend? Type of currency | discrete | numeric-2.0 | 5006 | 0 | - |
| 20 | d7_1 | D7. Based on the total sum mention in item D6, how much money or percentage did you spend on : (1)Hotel bills | continuous | numeric-6.0 | 4950 | 56 | - |
| 21 | d7_2 | D7. Based on the total sum mention in item D6, how much money or percentage did you spend on : (2)Meals outside hotels: | continuous | numeric-6.0 | 4978 | 28 | - |
| 22 | d7_3 | D7. Based on the total sum mention in item D6, how much money or percentage did you spend on : (3)Domestic transportation | continuous | numeric-6.0 | 4985 | 21 | - |
| 23 | d7_4 | D7. Based on the total sum mention in item D6, how much money or percentage did you spend on : (4)Entertainment | continuous | numeric-6.0 | 4983 | 23 | - |
| 24 | d7_5 | D7. Based on the total sum mention in item D6, how much money or percentage did you spend on : (5)Miscellaneous expenses | continuous | numeric-6.0 | 4982 | 24 | - |
| 25 | d7_6 | D7. Based on the total sum mention in item D6, how much money or percentage did you spend on : (6)Shopping | continuous | numeric-6.0 | 4989 | 17 | - |
| 26 | d7_6a | D7.6 Based on the total sum mention in item D6, how much money or percentage | continuous | numeric-6.0 | 4930 | 76 | - |

| # | Name | Label | Type | Format | Valid | Invalid | Question |
|----|-------|--|------------|-------------|-------|---------|----------|
| | | did you spend on shopping: (1)Clothes or accessories | | | | | |
| 27 | d7_6b | D7.6 Based on the total sum mention in item D6, how much money or percentage did you spend on shopping: (2)Jewelry or jade | continuous | numeric-6.0 | 4933 | 73 | - |
| 28 | d7_6c | D7.6 Based on the total sum mention in item D6, how much money or percentage did you spend on shopping: (3)Souvenirs or handicrafts | continuous | numeric-6.0 | 4933 | 73 | - |
| 29 | d7_6d | D7.6 Based on the total sum mention in item D6, how much money or percentage did you spend on shopping: (4)Cosmetics or perfumes | continuous | numeric-6.0 | 4933 | 73 | - |
| 30 | d7_6e | D7.6 Based on the total sum mention in item D6, how much money or percentage did you spend on shopping: (5)Famous products | continuous | numeric-6.0 | 4932 | 74 | - |
| 31 | d7_6f | D7.6 Based on the total sum mention in item D6, how much money or percentage did you spend on shopping: (6)Alcohol,Tobacco and cigarettes | continuous | numeric-6.0 | 4932 | 74 | - |
| 32 | d7_6g | D7.6 Based on the total sum mention in item D6, how much money or percentage did you spend on shopping: (7)Chinese herbs and medicine | continuous | numeric-6.0 | 4932 | 74 | - |
| 33 | d7_6h | D7.6 Based on the total sum mention in item D6, how much money or percentage did you spend on shopping: (8)Other | continuous | numeric-6.0 | 4932 | 74 | - |
| 34 | d8 | D8. How many people were the above expenses used for (include yourself)? | discrete | numeric-2.0 | 5006 | 0 | - |
| 35 | d9_1 | D9. What form of payment did you use? (1)Cash (choice multiple) | discrete | numeric-1.0 | 4969 | 37 | - |
| 36 | d9_2 | D9. What form of payment did you use? (2)Traveler's check (choice multiple) | discrete | numeric-1.0 | 4969 | 37 | - |
| 37 | d9_3 | D9. What form of payment did you use? (3)Credit cards (choice multiple) | discrete | numeric-1.0 | 4969 | 37 | - |
| 38 | d9_4 | D9. What form of payment did you use? (4)Others (choice multiple) | discrete | numeric-1.0 | 4969 | 37 | - |

Group E. Personal Information

| # | Name | Label | Type | Format | Valid | Invalid | Question |
|---|------|-------|------|--------|-------|---------|----------|
|---|------|-------|------|--------|-------|---------|----------|

| # | Name | Label | Type | Format | Valid | Invalid | Question |
|---|------|--|----------|-------------|-------|---------|----------|
| 1 | e1 | E1. What is your nationality? | discrete | numeric-2.0 | 5006 | 0 | - |
| 2 | e2 | E2. The country of your residence is | discrete | numeric-2.0 | 5006 | 0 | - |
| 3 | e3 | E3. Age | discrete | numeric-1.0 | 5006 | 0 | - |
| 4 | e4 | E4. Yoour annual income is about: (converted to USD) | discrete | numeric-1.0 | 4797 | 209 | - |
| 5 | e5 | E5. Your highest level of education is | discrete | numeric-1.0 | 4933 | 73 | - |
| 6 | e6 | E6. What is your Occupation? | discrete | numeric-2.0 | 4991 | 15 | - |
| 7 | e7 | E7. Gender | discrete | numeric-1.0 | 5006 | 0 | - |

Variables Description

Dataset contains 196 variable(s)

| | | | |
|---|-------|---|------------------------------|
| File : data2001 | | | |
| # amon: Configuration month | | | |
| Information | | [Type= discrete] [Format=numeric] [Range= 1-12] [Missing=*] | |
| Statistics [NW/ W] | | [Valid=5006 /-] [Invalid=0 /-] | |
| Value | Label | Cases | Percentage |
| 1 | | 48 | <div><div></div></div> 1.0% |
| 2 | | 452 | <div><div></div></div> 9.0% |
| 3 | | 450 | <div><div></div></div> 9.0% |
| 4 | | 454 | <div><div></div></div> 9.1% |
| 5 | | 470 | <div><div></div></div> 9.4% |
| 6 | | 454 | <div><div></div></div> 9.1% |
| 7 | | 435 | <div><div></div></div> 8.7% |
| 8 | | 437 | <div><div></div></div> 8.7% |
| 9 | | 452 | <div><div></div></div> 9.0% |
| 10 | | 451 | <div><div></div></div> 9.0% |
| 11 | | 455 | <div><div></div></div> 9.1% |
| 12 | | 448 | <div><div></div></div> 8.9% |
| Warning: these figures indicate the number of cases found in the data file. They cannot be interpreted as summary statistics of the population of interest. | | | |
| # date: Configuration day | | | |
| Information | | [Type= continuous] [Format=numeric] [Range= 1-31] [Missing=*] | |
| Statistics [NW/ W] | | [Valid=5006 /-] [Invalid=0 /-] [Mean=15.437 /-] [StdDev=8.674 /-] | |
| # tmpno: Serial number | | | |
| Information | | [Type= continuous] [Format=numeric] [Range= 1-508] [Missing=*] | |
| Statistics [NW/ W] | | [Valid=5006 /-] [Invalid=0 /-] [Mean=224.96 /-] [StdDev=132.272 /-] | |
| # idno: Case number | | | |
| Information | | [Type= continuous] [Format=numeric] [Range= 10120001-171231410] [Missing=*] | |
| Statistics [NW/ W] | | [Valid=5006 /-] [Invalid=0 /-] [Mean=47985720.759 /-] [StdDev=45154278.12 /-] | |
| # sthr: Interview started at: hour | | | |
| Information | | [Type= discrete] [Format=numeric] [Range= 7-20] [Missing=*] | |
| Statistics [NW/ W] | | [Valid=5006 /-] [Invalid=0 /-] | |
| Value | Label | Cases | Percentage |
| 7 | | 3 | <div><div></div></div> 0.1% |
| 8 | | 67 | <div><div></div></div> 1.3% |
| 9 | | 228 | <div><div></div></div> 4.6% |
| 10 | | 448 | <div><div></div></div> 8.9% |
| 11 | | 534 | <div><div></div></div> 10.7% |
| 12 | | 403 | <div><div></div></div> 8.1% |
| 13 | | 604 | <div><div></div></div> 12.1% |
| 14 | | 857 | <div><div></div></div> 17.1% |
| 15 | | 868 | <div><div></div></div> 17.3% |
| 16 | | 581 | <div><div></div></div> 11.6% |
| 17 | | 274 | <div><div></div></div> 5.5% |
| 18 | | 102 | <div><div></div></div> 2.0% |

File : data2001

sthr: Interview started at: hour

| Value | Label | Cases | Percentage |
|-------|-------|-------|------------|
| 19 | | 32 | 0.6% |
| 20 | | 5 | 0.1% |

Warning: these figures indicate the number of cases found in the data file. They cannot be interpreted as summary statistics of the population of interest.

stmin: Interview started at: minute

| | |
|--------------------|--|
| Information | [Type= continuous] [Format=numeric] [Range= 0-59] [Missing=*] |
| Statistics [NW/ W] | [Valid=5006 /-] [Invalid=0 /-] [Mean=27.717 /-] [StdDev=17.179 /-] |

a1_y: A1. When did you arrive in Taiwan on this trip?year(R.O.C.)

| | |
|--------------------|--|
| Information | [Type= discrete] [Format=numeric] [Range= 84-91] [Missing=*] |
| Statistics [NW/ W] | [Valid=5006 /-] [Invalid=0 /-] |

| Value | Label | Cases | Percentage |
|-------|-------|-------|------------|
| 84 | | 1 | 0.0% |
| 86 | | 1 | 0.0% |
| 88 | | 1 | 0.0% |
| 89 | | 49 | 1.0% |
| 90 | | 4952 | 98.9% |
| 91 | | 2 | 0.0% |

Warning: these figures indicate the number of cases found in the data file. They cannot be interpreted as summary statistics of the population of interest.

a1_m: A1. When did you arrive in Taiwan on this trip?month

| | |
|--------------------|---|
| Information | [Type= discrete] [Format=numeric] [Range= 1-12] [Missing=*] |
| Statistics [NW/ W] | [Valid=5006 /-] [Invalid=0 /-] |

| Value | Label | Cases | Percentage |
|-------|-------|-------|------------|
| 1 | | 90 | 1.8% |
| 2 | | 481 | 9.6% |
| 3 | | 427 | 8.5% |
| 4 | | 444 | 8.9% |
| 5 | | 407 | 8.1% |
| 6 | | 518 | 10.3% |
| 7 | | 424 | 8.5% |
| 8 | | 483 | 9.6% |
| 9 | | 411 | 8.2% |
| 10 | | 457 | 9.1% |
| 11 | | 488 | 9.7% |
| 12 | | 376 | 7.5% |

Warning: these figures indicate the number of cases found in the data file. They cannot be interpreted as summary statistics of the population of interest.

a1_d: A1. When did you arrive in Taiwan on this trip?day

| | |
|--------------------|---|
| Information | [Type= continuous] [Format=numeric] [Range= 1-31] [Missing=*] |
| Statistics [NW/ W] | [Valid=5006 /-] [Invalid=0 /-] [Mean=15.404 /-] [StdDev=8.6 /-] |

night: Stay in Taiwan __day(s)

| | |
|--------------------|--|
| Information | [Type= continuous] [Format=numeric] [Range= 1-999] [Missing=*] |
| Statistics [NW/ W] | [Valid=5006 /-] [Invalid=0 /-] |

File : data2001





night: Stay in Taiwan __day(s)

| Value | Label | Cases | Percentage |
|-------|------------|-------|--|
| 999 | Unanswered | 2 |  100.0% |

Warning: these figures indicate the number of cases found in the data file. They cannot be interpreted as summary statistics of the population of interest.

a2: A2. Where did you enter Taiwan?








| | |
|--------------------|--|
| Information | [Type= discrete] [Format=numeric] [Range= 1-5] [Missing=*] |
| Statistics [NW/ W] | [Valid=5006 /-] [Invalid=0 /-] |

| Value | Label | Cases | Percentage |
|-------|---------------------------------------|-------|---|
| 1 | Chiang Kai-Shek International Airport | 4618 |  92.2% |
| 2 | Kaohsiung International Airport | 365 |  7.3% |
| 3 | Keelung Port | 13 |  0.3% |
| 4 | Kaohsiung Port | 10 |  0.2% |
| 5 | Others | 0 | |

Warning: these figures indicate the number of cases found in the data file. They cannot be interpreted as summary statistics of the population of interest.

a3_a1: A3. What kind of transportation did you take to leave the airport?







| | |
|--------------------|--|
| Information | [Type= discrete] [Format=numeric] [Range= 1-7] [Missing=*] |
| Statistics [NW/ W] | [Valid=4986 /-] [Invalid=20 /-] |

| Value | Label | Cases | Percentage |
|---------|--|-------|---|
| 1 | Cars arranged by travel agencies | 1184 |  23.7% |
| 2 | Hotel shuttle buses or limousine | 620 |  12.4% |
| 3 | Public transportation | 1036 |  20.8% |
| 4 | Taxies | 1043 |  20.9% |
| 5 | Airplanes | 48 |  1.0% |
| 6 | Cars of relatives, friends or business offices | 1048 |  21.0% |
| 7 | Others | 7 |  0.1% |
| Sysmiss | | 20 | |

Warning: these figures indicate the number of cases found in the data file. They cannot be interpreted as summary statistics of the population of interest.

a3_a2: A3. How did you rate the convenience to leave the airport (port)?

| | |
|--------------------|--|
| Information | [Type= discrete] [Format=numeric] [Range= 1-9] [Missing=*] |
| Statistics [NW/ W] | [Valid=4970 /-] [Invalid=36 /-] |

| Value | Label | Cases | Percentage |
|---------|-----------------------|-------|---|
| 1 | Very dissatisfied | 13 |  0.3% |
| 2 | Dissatisfied | 129 |  2.6% |
| 3 | Neutral | 981 |  19.7% |
| 4 | Satisfied | 1708 |  34.4% |
| 5 | Very satisfied | 1090 |  21.9% |
| 9 | Skip or not aplicable | 1049 |  21.1% |
| Sysmiss | | 36 | |

Warning: these figures indicate the number of cases found in the data file. They cannot be interpreted as summary statistics of the population of interest.

a3_b1: A3. What kind of transportation did you take to get to this airport (port)?

| | |
|--------------------|--|
| Information | [Type= discrete] [Format=numeric] [Range= 1-7] [Missing=*] |
| Statistics [NW/ W] | [Valid=4987 /-] [Invalid=19 /-] |

File : data2001

a3_b1: A3. What kind of transportation did you take to get to this airport (port)?

| Value | Label | Cases | Percentage |
|---------|--|-------|------------|
| 1 | Cars arranged by travel agencies | 1156 | 23.2% |
| 2 | Hotel shuttle buses or limousine | 627 | 12.6% |
| 3 | Public transportation | 1013 | 20.3% |
| 4 | Taxies | 1126 | 22.6% |
| 5 | Airplanes | 35 | 0.7% |
| 6 | Cars of relatives, friends or business offices | 1021 | 20.5% |
| 7 | Others | 9 | 0.2% |
| Sysmiss | | 19 | |

Warning: these figures indicate the number of cases found in the data file. They cannot be interpreted as summary statistics of the population of interest.

a3_b2: A3. How did you rate the convenience to get to this airport (port)?

| | |
|--------------------|--|
| Information | [Type= discrete] [Format=numeric] [Range= 1-9] [Missing=*] |
| Statistics [NW/ W] | [Valid=4972 /-] [Invalid=34 /-] |

| Value | Label | Cases | Percentage |
|---------|-----------------------|-------|------------|
| 1 | Very dissatisfied | 12 | 0.2% |
| 2 | Dissatisfied | 126 | 2.5% |
| 3 | Neutral | 980 | 19.7% |
| 4 | Satisfied | 1708 | 34.4% |
| 5 | Very satisfied | 1125 | 22.6% |
| 9 | Skip or not aplicable | 1021 | 20.5% |
| Sysmiss | | 34 | |

Warning: these figures indicate the number of cases found in the data file. They cannot be interpreted as summary statistics of the population of interest.

a4: A4. How many times have you been to Taiwan during the last three years (including this trip)?

| | |
|--------------------|--|
| Information | [Type= discrete] [Format=numeric] [Range= 1-5] [Missing=*] |
| Statistics [NW/ W] | [Valid=4994 /-] [Invalid=12 /-] |

| Value | Label | Cases | Percentage |
|---------|---------------------|-------|------------|
| 1 | Once | 2353 | 47.1% |
| 2 | Twice | 984 | 19.7% |
| 3 | Three times | 538 | 10.8% |
| 4 | Four times | 256 | 5.1% |
| 5 | Five times and over | 863 | 17.3% |
| Sysmiss | | 12 | |

Warning: these figures indicate the number of cases found in the data file. They cannot be interpreted as summary statistics of the population of interest.

a5: A5. Did anyone accompany you to Taiwan on this visit?

| | |
|--------------------|--|
| Information | [Type= discrete] [Format=numeric] [Range= 1-2] [Missing=*] |
| Statistics [NW/ W] | [Valid=5000 /-] [Invalid=6 /-] |

| Value | Label | Cases | Percentage |
|---------|----------------------------------|-------|------------|
| 1 | Yes | 2908 | 58.2% |
| 2 | No(skip to B、plan for your trip) | 2092 | 41.8% |
| Sysmiss | | 6 | |

Warning: these figures indicate the number of cases found in the data file. They cannot be interpreted as summary statistics of the population of interest.

File : data2001

a6_1: A6. If yes, who came with you on this trip ? (1)Spouse (choice multiple)

| | |
|---------------------------|--|
| Information | [Type= discrete] [Format=numeric] [Range= 0-9] [Missing=*] |
| Statistics [NW/ W] | [Valid=4987 /-] [Invalid=19 /-] |

| Value | Label | Cases | Percentage |
|---------|-------|-------|------------|
| 0 | No | 2374 | 47.6% |
| 1 | Yes | 521 | 10.4% |
| 9 | Skip | 2092 | 41.9% |
| Sysmiss | | 19 | |

Warning: these figures indicate the number of cases found in the data file. They cannot be interpreted as summary statistics of the population of interest.

a6_2: A6. If yes, who came with you on this trip ? (2)Children (choice multiple)

| | |
|---------------------------|--|
| Information | [Type= discrete] [Format=numeric] [Range= 0-9] [Missing=*] |
| Statistics [NW/ W] | [Valid=4987 /-] [Invalid=19 /-] |

| Value | Label | Cases | Percentage |
|---------|-------|-------|------------|
| 0 | No | 2706 | 54.3% |
| 1 | Yes | 189 | 3.8% |
| 9 | Skip | 2092 | 41.9% |
| Sysmiss | | 19 | |

Warning: these figures indicate the number of cases found in the data file. They cannot be interpreted as summary statistics of the population of interest.

a6_3: A6. If yes, who came with you on this trip ? (3)Relatives (choice multiple)

| | |
|---------------------------|--|
| Information | [Type= discrete] [Format=numeric] [Range= 0-9] [Missing=*] |
| Statistics [NW/ W] | [Valid=4987 /-] [Invalid=19 /-] |

| Value | Label | Cases | Percentage |
|---------|-------|-------|------------|
| 0 | No | 2549 | 51.1% |
| 1 | Yes | 346 | 6.9% |
| 9 | Skip | 2092 | 41.9% |
| Sysmiss | | 19 | |

Warning: these figures indicate the number of cases found in the data file. They cannot be interpreted as summary statistics of the population of interest.

a6_4: A6. If yes, who came with you on this trip ? (4)Colleagues (choice multiple)

| | |
|---------------------------|--|
| Information | [Type= discrete] [Format=numeric] [Range= 0-9] [Missing=*] |
| Statistics [NW/ W] | [Valid=4987 /-] [Invalid=19 /-] |

| Value | Label | Cases | Percentage |
|---------|-------|-------|------------|
| 0 | No | 1852 | 37.1% |
| 1 | Yes | 1043 | 20.9% |
| 9 | Skip | 2092 | 41.9% |
| Sysmiss | | 19 | |

Warning: these figures indicate the number of cases found in the data file. They cannot be interpreted as summary statistics of the population of interest.

a6_5: A6. If yes, who came with you on this trip ? (5)Friends (choice multiple)

| | |
|---------------------------|--|
| Information | [Type= discrete] [Format=numeric] [Range= 0-9] [Missing=*] |
| Statistics [NW/ W] | [Valid=4987 /-] [Invalid=19 /-] |

| Value | Label | Cases | Percentage |
|-------|-------|-------|------------|
| 0 | No | 1822 | 36.5% |
| 1 | Yes | 1073 | 21.5% |

File : data2001



a6_5: A6. If yes, who came with you on this trip ? (5)Friends (choice multiple)

| Value | Label | Cases | Percentage |
|---------|-------|-------|---|
| 9 | Skip | 2092 |  41.9% |
| Sysmiss | | 19 | |

Warning: these figures indicate the number of cases found in the data file. They cannot be interpreted as summary statistics of the population of interest.

a6_6: A6. If yes, who came with you on this trip ? (6)Others (choice multiple)



| | |
|---------------------------|--|
| Information | [Type= discrete] [Format=numeric] [Range= 0-9] [Missing=*] |
| Statistics [NW/ W] | [Valid=4987 /-] [Invalid=19 /-] |

| Value | Label | Cases | Percentage |
|---------|-------|-------|---|
| 0 | No | 2892 |  58.0% |
| 1 | Yes | 3 | 0.1% |
| 9 | Skip | 2092 |  41.9% |
| Sysmiss | | 19 | |

Warning: these figures indicate the number of cases found in the data file. They cannot be interpreted as summary statistics of the population of interest.

b1_1: B1. Which of the following sources for Taiwan tourism information would you like to get? (1)Newspapers (choice multiple)



| | |
|---------------------------|--|
| Information | [Type= discrete] [Format=numeric] [Range= 0-1] [Missing=*] |
| Statistics [NW/ W] | [Valid=4928 /-] [Invalid=78 /-] |

| Value | Label | Cases | Percentage |
|---------|-------|-------|---|
| 0 | No | 4362 |  88.5% |
| 1 | Yes | 566 |  11.5% |
| Sysmiss | | 78 | |

Warning: these figures indicate the number of cases found in the data file. They cannot be interpreted as summary statistics of the population of interest.

b1_2: B1. Which of the following sources for Taiwan tourism information would you like to get? (2)Common magazines, books (choice multiple)



| | |
|---------------------------|--|
| Information | [Type= discrete] [Format=numeric] [Range= 0-1] [Missing=*] |
| Statistics [NW/ W] | [Valid=4928 /-] [Invalid=78 /-] |

| Value | Label | Cases | Percentage |
|---------|-------|-------|---|
| 0 | No | 2289 |  46.4% |
| 1 | Yes | 2639 |  53.6% |
| Sysmiss | | 78 | |

Warning: these figures indicate the number of cases found in the data file. They cannot be interpreted as summary statistics of the population of interest.

b1_3: B1. Which of the following sources for Taiwan tourism information would you like to get? (3)International tourism exhibitions (choice multiple)

| | |
|---------------------------|--|
| Information | [Type= discrete] [Format=numeric] [Range= 0-1] [Missing=*] |
| Statistics [NW/ W] | [Valid=4928 /-] [Invalid=78 /-] |



| Value | Label | Cases | Percentage |
|---------|-------|-------|---|
| 0 | No | 4751 |  96.4% |
| 1 | Yes | 177 |  3.6% |
| Sysmiss | | 78 | |

Warning: these figures indicate the number of cases found in the data file. They cannot be interpreted as summary statistics of the population of interest.

File : data2001

b1_4: B1. Which of the following sources for Taiwan tourism information would you like to get? (4)Travel agencies (choice multiple)



| | |
|---------------------------|--|
| Information | [Type= discrete] [Format=numeric] [Range= 0-1] [Missing=*] |
| Statistics [NW/ W] | [Valid=4928 /-] [Invalid=78 /-] |

| Value | Label | Cases | Percentage |
|---------|-------|-------|---|
| 0 | No | 3583 |  72.7% |
| 1 | Yes | 1345 |  27.3% |
| Sysmiss | | 78 | |

Warning: these figures indicate the number of cases found in the data file. They cannot be interpreted as summary statistics of the population of interest.

b1_5: B1. Which of the following sources for Taiwan tourism information would you like to get? (5)TV, radio (choice multiple)



| | |
|---------------------------|--|
| Information | [Type= discrete] [Format=numeric] [Range= 0-1] [Missing=*] |
| Statistics [NW/ W] | [Valid=4928 /-] [Invalid=78 /-] |

| Value | Label | Cases | Percentage |
|---------|-------|-------|---|
| 0 | No | 4365 |  88.6% |
| 1 | Yes | 563 |  11.4% |
| Sysmiss | | 78 | |

Warning: these figures indicate the number of cases found in the data file. They cannot be interpreted as summary statistics of the population of interest.

b1_6: B1. Which of the following sources for Taiwan tourism information would you like to get? (6)Hotels (choice multiple)



| | |
|---------------------------|--|
| Information | [Type= discrete] [Format=numeric] [Range= 0-1] [Missing=*] |
| Statistics [NW/ W] | [Valid=4928 /-] [Invalid=78 /-] |

| Value | Label | Cases | Percentage |
|---------|-------|-------|---|
| 0 | No | 4267 |  86.6% |
| 1 | Yes | 661 |  13.4% |
| Sysmiss | | 78 | |

Warning: these figures indicate the number of cases found in the data file. They cannot be interpreted as summary statistics of the population of interest.

b1_7: B1. Which of the following sources for Taiwan tourism information would you like to get? (7)Airports (choice multiple)


| | |
|---------------------------|--|
| Information | [Type= discrete] [Format=numeric] [Range= 0-1] [Missing=*] |
| Statistics [NW/ W] | [Valid=4928 /-] [Invalid=78 /-] |

| Value | Label | Cases | Percentage |
|---------|-------|-------|---|
| 0 | No | 4309 |  87.4% |
| 1 | Yes | 619 |  12.6% |
| Sysmiss | | 78 | |

Warning: these figures indicate the number of cases found in the data file. They cannot be interpreted as summary statistics of the population of interest.

b1_8: B1. Which of the following sources for Taiwan tourism information would you like to get? (8)R.O.C. overseas offices (choice multiple)

| | |
|---------------------------|--|
| Information | [Type= discrete] [Format=numeric] [Range= 0-1] [Missing=*] |
| Statistics [NW/ W] | [Valid=4928 /-] [Invalid=78 /-] |

| Value | Label | Cases | Percentage |
|-------|-------|-------|---|
| 0 | No | 4585 |  93.0% |
| 1 | Yes | 343 |  7.0% |

File : data2001

b1_8: B1. Which of the following sources for Taiwan tourism information would you like to get? (8)R.O.C. overseas offices (choice multiple)

| Value | Label | Cases | Percentage |
|---------|-------|-------|------------|
| Sysmiss | | 78 | |

Warning: these figures indicate the number of cases found in the data file. They cannot be interpreted as summary statistics of the population of interest.

b1_9: B1. Which of the following sources for Taiwan tourism information would you like to get? (9)Internet (choice multiple)

| | |
|--------------------|--|
| Information | [Type= discrete] [Format=numeric] [Range= 0-1] [Missing=*] |
| Statistics [NW/ W] | [Valid=4928 /-] [Invalid=78 /-] |

| Value | Label | Cases | Percentage |
|---------|-------|-------|------------|
| 0 | No | 3014 | 61.2% |
| 1 | Yes | 1914 | 38.8% |
| Sysmiss | | 78 | |

Warning: these figures indicate the number of cases found in the data file. They cannot be interpreted as summary statistics of the population of interest.

b1_10: B1. Which of the following sources for Taiwan tourism information would you like to get? (10)Others (choice multiple)

| | |
|--------------------|--|
| Information | [Type= discrete] [Format=numeric] [Range= 0-1] [Missing=*] |
| Statistics [NW/ W] | [Valid=4928 /-] [Invalid=78 /-] |

| Value | Label | Cases | Percentage |
|---------|-------|-------|------------|
| 0 | No | 4905 | 99.5% |
| 1 | Yes | 23 | 0.5% |
| Sysmiss | | 78 | |

Warning: these figures indicate the number of cases found in the data file. They cannot be interpreted as summary statistics of the population of interest.

b2_a: B2. What are the purposes of your current visit to Taiwan? Main purpose

| | |
|--------------------|--|
| Information | [Type= discrete] [Format=numeric] [Range= 1-6] [Missing=*] |
| Statistics [NW/ W] | [Valid=5006 /-] [Invalid=0 /-] |

| Value | Label | Cases | Percentage |
|-------|--|-------|------------|
| 1 | Sightseeings(Go to B3) | 1844 | 36.8% |
| 2 | Business(Skip to B4) | 2557 | 51.1% |
| 3 | International conference or exhibition(Skip to B5) | 97 | 1.9% |
| 4 | Visiting relatives or friends(Skip to section C) | 360 | 7.2% |
| 5 | Studies(Skip to section C) | 105 | 2.1% |
| 6 | Others(Skip to section C) | 43 | 0.9% |

Warning: these figures indicate the number of cases found in the data file. They cannot be interpreted as summary statistics of the population of interest.

b2_b: B2. What are the purposes of your current visit to Taiwan? Second purpose

| | |
|--------------------|--|
| Information | [Type= discrete] [Format=numeric] [Range= 1-6] [Missing=*] |
| Statistics [NW/ W] | [Valid=569 /-] [Invalid=4437 /-] |

| Value | Label | Cases | Percentage |
|-------|--|-------|------------|
| 1 | Sightseeings(Go to B3) | 245 | 43.1% |
| 2 | Business(Skip to B4) | 42 | 7.4% |
| 3 | International conference or exhibition(Skip to B5) | 15 | 2.6% |
| 4 | Visiting relatives or friends(Skip to section C) | 222 | 39.0% |
| 5 | Studies(Skip to section C) | 24 | 4.2% |

File : data2001




b2_b: B2. What are the purposes of your current visit to Taiwan? Second purpose

| Value | Label | Cases | Percentage |
|---------|---------------------------|-------|--|
| 6 | Others(Skip to section C) | 21 |  3.7% |
| Sysmiss | | 4437 | |

Warning: these figures indicate the number of cases found in the data file. They cannot be interpreted as summary statistics of the population of interest.

b3_1: B3. What are the reasons that you visit Taiwan? (1)Scenery (choice multiple)




| | |
|--------------------|--|
| Information | [Type= discrete] [Format=numeric] [Range= 0-9] [Missing=*] |
| Statistics [NW/ W] | [Valid=4952 /-] [Invalid=54 /-] |

| Value | Label | Cases | Percentage |
|---------|------------------------|-------|---|
| 0 | No | 1127 |  22.8% |
| 1 | Yes | 911 |  18.4% |
| 9 | Skip or not applicable | 2914 |  58.8% |
| Sysmiss | | 54 | |

Warning: these figures indicate the number of cases found in the data file. They cannot be interpreted as summary statistics of the population of interest.

b3_2: B3. What are the reasons that you visit Taiwan? (2)Specific activities (choice multiple)




| | |
|--------------------|--|
| Information | [Type= discrete] [Format=numeric] [Range= 0-9] [Missing=*] |
| Statistics [NW/ W] | [Valid=4952 /-] [Invalid=54 /-] |

| Value | Label | Cases | Percentage |
|---------|------------------------|-------|---|
| 0 | No | 2002 |  40.4% |
| 1 | Yes | 36 |  0.7% |
| 9 | Skip or not applicable | 2914 |  58.8% |
| Sysmiss | | 54 | |

Warning: these figures indicate the number of cases found in the data file. They cannot be interpreted as summary statistics of the population of interest.

b3_2_1: B3(2). What kind of specific activities that you visit Taiwan? Lantern Festival (choice multiple)




| | |
|--------------------|--|
| Information | [Type= discrete] [Format=numeric] [Range= 0-9] [Missing=*] |
| Statistics [NW/ W] | [Valid=4932 /-] [Invalid=74 /-] |

| Value | Label | Cases | Percentage |
|---------|------------------------|-------|---|
| 0 | No | 15 |  0.3% |
| 1 | Yes | 1 |  0.0% |
| 9 | Skip or not applicable | 4916 |  99.7% |
| Sysmiss | | 74 | |

Warning: these figures indicate the number of cases found in the data file. They cannot be interpreted as summary statistics of the population of interest.

b3_2_2: B3(2). What kind of specific activities that you visit Taiwan? Food Festival (choice multiple) - Food festival

| | |
|--------------------|--|
| Information | [Type= discrete] [Format=numeric] [Range= 0-9] [Missing=*] |
| Statistics [NW/ W] | [Valid=4932 /-] [Invalid=74 /-] |



| Value | Label | Cases | Percentage |
|---------|------------------------|-------|---|
| 0 | No | 15 |  0.3% |
| 1 | Yes | 1 |  0.0% |
| 9 | Skip or not applicable | 4916 |  99.7% |
| Sysmiss | | 74 | |

Warning: these figures indicate the number of cases found in the data file. They cannot be interpreted as summary statistics of the population of interest.

| | | | |
|--|--|--------------|------------------------------|
| File : data2001 | | | |
| # b3_2_3: B3(2). What kind of specific activities that you visit Taiwan? International Hsiukuluan White water rafting(choice multiple) | | | |
| Information | [Type= discrete] [Format=numeric] [Range= 0-9] [Missing=*] | | |
| Statistics [NW/ W] | [Valid=4932 /-] [Invalid=74 /-] | | |
| Value | Label | Cases | Percentage |
| 0 | No | 7 | 0.1% |
| 1 | Yes | 9 | 0.2% |
| 9 | Skip or not applicable | 4916 | <div><div></div></div> 99.7% |
| Sysmiss | | 74 | |
| <i>Warning: these figures indicate the number of cases found in the data file. They cannot be interpreted as summary statistics of the population of interest.</i> | | | |
| # b3_2_4: B3(2). What kind of specific activities that you visit Taiwan? Taipei international travel fair(choice multiple) | | | |
| Information | [Type= discrete] [Format=numeric] [Range= 0-9] [Missing=*] | | |
| Statistics [NW/ W] | [Valid=4932 /-] [Invalid=74 /-] | | |
| Value | Label | Cases | Percentage |
| 0 | No | 17 | 0.3% |
| 1 | Yes | 0 | |
| 9 | Skip or not applicable | 4915 | <div><div></div></div> 99.7% |
| Sysmiss | | 74 | |
| <i>Warning: these figures indicate the number of cases found in the data file. They cannot be interpreted as summary statistics of the population of interest.</i> | | | |
| # b3_3: B3. What are the reasons that you visit Taiwan? (3)Price of goods (choice multiple) | | | |
| Information | [Type= discrete] [Format=numeric] [Range= 0-9] [Missing=*] | | |
| Statistics [NW/ W] | [Valid=4952 /-] [Invalid=54 /-] | | |
| Value | Label | Cases | Percentage |
| 0 | No | 1660 | <div><div></div></div> 33.5% |
| 1 | Yes | 378 | <div><div></div></div> 7.6% |
| 9 | Skip or not applicable | 2914 | <div><div></div></div> 58.8% |
| Sysmiss | | 54 | |
| <i>Warning: these figures indicate the number of cases found in the data file. They cannot be interpreted as summary statistics of the population of interest.</i> | | | |
| # b3_4: B3. What are the reasons that you visit Taiwan? (4)Cuisine (choice multiple) | | | |
| Information | [Type= discrete] [Format=numeric] [Range= 0-9] [Missing=*] | | |
| Statistics [NW/ W] | [Valid=4952 /-] [Invalid=54 /-] | | |
| Value | Label | Cases | Percentage |
| 0 | No | 832 | <div><div></div></div> 16.8% |
| 1 | Yes | 1206 | <div><div></div></div> 24.4% |
| 9 | Skip or not applicable | 2914 | <div><div></div></div> 58.8% |
| Sysmiss | | 54 | |
| <i>Warning: these figures indicate the number of cases found in the data file. They cannot be interpreted as summary statistics of the population of interest.</i> | | | |
| # b3_5: B3. What are the reasons that you visit Taiwan? (5)Fruits (choice multiple) | | | |
| Information | [Type= discrete] [Format=numeric] [Range= 0-9] [Missing=*] | | |
| Statistics [NW/ W] | [Valid=4952 /-] [Invalid=54 /-] | | |
| Value | Label | Cases | Percentage |
| 0 | No | 1878 | <div><div></div></div> 37.9% |

File : data2001




b3_5: B3. What are the reasons that you visit Taiwan? (5)Fruits (choice multiple)

| Value | Label | Cases | Percentage |
|---------|------------------------|-------|---|
| 1 | Yes | 160 |  3.2% |
| 9 | Skip or not applicable | 2914 |  58.8% |
| Sysmiss | | 54 | |

Warning: these figures indicate the number of cases found in the data file. They cannot be interpreted as summary statistics of the population of interest.

b3_6: B3. What are the reasons that you visit Taiwan? (6)Weather (choice multiple)




| | |
|--------------------|--|
| Information | [Type= discrete] [Format=numeric] [Range= 0-9] [Missing=*] |
| Statistics [NW/ W] | [Valid=4952 /-] [Invalid=54 /-] |

| Value | Label | Cases | Percentage |
|---------|------------------------|-------|---|
| 0 | No | 1903 |  38.4% |
| 1 | Yes | 135 |  2.7% |
| 9 | Skip or not applicable | 2914 |  58.8% |
| Sysmiss | | 54 | |

Warning: these figures indicate the number of cases found in the data file. They cannot be interpreted as summary statistics of the population of interest.

b3_7: B3. What are the reasons that you visit Taiwan? (7)Night life (choice multiple)




| | |
|--------------------|--|
| Information | [Type= discrete] [Format=numeric] [Range= 0-9] [Missing=*] |
| Statistics [NW/ W] | [Valid=4952 /-] [Invalid=54 /-] |

| Value | Label | Cases | Percentage |
|---------|------------------------|-------|---|
| 0 | No | 1919 |  38.8% |
| 1 | Yes | 119 |  2.4% |
| 9 | Skip or not applicable | 2914 |  58.8% |
| Sysmiss | | 54 | |

Warning: these figures indicate the number of cases found in the data file. They cannot be interpreted as summary statistics of the population of interest.

b3_8: B3. What are the reasons that you visit Taiwan? (8)Leisure facilities (e.g. amusement park, restorpia ,golf course) (choice multiple)




| | |
|--------------------|--|
| Information | [Type= discrete] [Format=numeric] [Range= 0-9] [Missing=*] |
| Statistics [NW/ W] | [Valid=4952 /-] [Invalid=54 /-] |

| Value | Label | Cases | Percentage |
|---------|------------------------|-------|---|
| 0 | No | 1965 |  39.7% |
| 1 | Yes | 73 |  1.5% |
| 9 | Skip or not applicable | 2914 |  58.8% |
| Sysmiss | | 54 | |

Warning: these figures indicate the number of cases found in the data file. They cannot be interpreted as summary statistics of the population of interest.

b3_9: B3. What are the reasons that you visit Taiwan? (9)Historical relics (choice multiple)

| | |
|--------------------|--|
| Information | [Type= discrete] [Format=numeric] [Range= 0-9] [Missing=*] |
| Statistics [NW/ W] | [Valid=4952 /-] [Invalid=54 /-] |

| Value | Label | Cases | Percentage |
|---------|------------------------|-------|---|
| 0 | No | 1614 |  32.6% |
| 1 | Yes | 424 |  8.6% |
| 9 | Skip or not applicable | 2914 |  58.8% |
| Sysmiss | | 54 | |

Warning: these figures indicate the number of cases found in the data file. They cannot be interpreted as summary statistics of the population of interest.

File : data2001

b3_10: B3. What are the reasons that you visit Taiwan? (10)Arrangement by office (choice multiple)

Information [Type= discrete] [Format=numeric] [Range= 0-9] [Missing=*]

Statistics [NW/ W] [Valid=4952 /-] [Invalid=54 /-]

| Value | Label | Cases | Percentage |
|---------|-----------------------|-------|------------|
| 0 | No | 1946 | 39.3% |
| 1 | Yes | 92 | 1.9% |
| 9 | Skip or not aplicable | 2914 | 58.8% |
| Sysmiss | | 54 | |

Warning: these figures indicate the number of cases found in the data file. They cannot be interpreted as summary statistics of the population of interest.

b3_11: B3. What are the reasons that you visit Taiwan? (11)Near the place you live (choice multiple)

Information [Type= discrete] [Format=numeric] [Range= 0-9] [Missing=*]

Statistics [NW/ W] [Valid=4952 /-] [Invalid=54 /-]

| Value | Label | Cases | Percentage |
|---------|-----------------------|-------|------------|
| 0 | No | 1530 | 30.9% |
| 1 | Yes | 508 | 10.3% |
| 9 | Skip or not aplicable | 2914 | 58.8% |
| Sysmiss | | 54 | |

Warning: these figures indicate the number of cases found in the data file. They cannot be interpreted as summary statistics of the population of interest.

| # b3_12: B3. What are the reasons that you visit Taiwan? (12)Taiwan's custom and culture (choice multiple) | | | |
|---|--|-------|------------------------------|
| Information | [Type= discrete] [Format=numeric] [Range= 0-9] [Missing=*] | | |
| Statistics [NW/ W] | [Valid=4952 /-] [Invalid=54 /-] | | |
| Value | Label | Cases | Percentage |
| 0 | No | 1711 | <div><div></div></div> 34.6% |
| 1 | Yes | 327 | <div><div></div></div> 6.6% |
| 9 | Skip or not applicable | 2914 | <div><div></div></div> 58.8% |
| Sysmiss | | 54 | |
| Warning: these figures indicate the number of cases found in the data file. They cannot be interpreted as summary statistics of the population of interest. | | | |
| # b3_13: B3. What are the reasons that you visit Taiwan? (13)Public securities (choice multiple) | | | |
| Information | [Type= discrete] [Format=numeric] [Range= 0-9] [Missing=*] | | |
| Statistics [NW/ W] | [Valid=4952 /-] [Invalid=54 /-] | | |
| Value | Label | Cases | Percentage |
| 0 | No | 1912 | <div><div></div></div> 38.6% |
| 1 | Yes | 126 | <div><div></div></div> 2.5% |
| 9 | Skip or not applicable | 2914 | <div><div></div></div> 58.8% |
| Sysmiss | | 54 | |
| Warning: these figures indicate the number of cases found in the data file. They cannot be interpreted as summary statistics of the population of interest. | | | |
| # b3_14: B3. What are the reasons that you visit Taiwan? (14)Democracy (choice multiple) | | | |
| Information | [Type= discrete] [Format=numeric] [Range= 0-9] [Missing=*] | | |
| Statistics [NW/ W] | [Valid=4952 /-] [Invalid=54 /-] | | |
| Value | Label | Cases | Percentage |
| 0 | No | 1991 | <div><div></div></div> 40.2% |
| 1 | Yes | 47 | <div><div></div></div> 0.9% |
| 9 | Skip or not applicable | 2914 | <div><div></div></div> 58.8% |
| Sysmiss | | 54 | |
| Warning: these figures indicate the number of cases found in the data file. They cannot be interpreted as summary statistics of the population of interest. | | | |
| # b3_15: B3. What are the reasons that you visit Taiwan? (15)Other (choice multiple) | | | |
| Information | [Type= discrete] [Format=numeric] [Range= 0-9] [Missing=*] | | |
| Statistics [NW/ W] | [Valid=4952 /-] [Invalid=54 /-] | | |
| Value | Label | Cases | Percentage |
| 0 | No | 1967 | <div><div></div></div> 39.7% |
| 1 | Yes | 71 | <div><div></div></div> 1.4% |
| 9 | Skip or not applicable | 2914 | <div><div></div></div> 58.8% |
| Sysmiss | | 54 | |
| Warning: these figures indicate the number of cases found in the data file. They cannot be interpreted as summary statistics of the population of interest. | | | |
| # b4_a: B4. Did you take any tour at your leisure? | | | |
| Information | [Type= discrete] [Format=numeric] [Range= 1-9] [Missing=*] | | |
| Statistics [NW/ W] | [Valid=4984 /-] [Invalid=22 /-] | | |
| Value | Label | Cases | Percentage |
| 1 | Yes (Skip to Section C) | 813 | <div><div></div></div> 16.3% |
| 2 | No | 1764 | <div><div></div></div> 35.4% |
| 9 | Skip or not applicable | 2407 | <div><div></div></div> 48.3% |
| Sysmiss | | 22 | |

| | | | |
|---|--|-------|------------|
| # b4_a: B4. Did you take any tour at your leisure? | | | |
| Warning: these figures indicate the number of cases found in the data file. They cannot be interpreted as summary statistics of the population of interest. | | | |
| # b4_b: B4. If not, why not? | | | |
| Information | [Type= discrete] [Format=numeric] [Range= 1-9] [Missing=*] | | |
| Statistics [NW/ W] | [Valid=4941 /-] [Invalid=65 /-] | | |
| Value | Label | Cases | Percentage |
| 1 | Time isn't enough | 1549 | 31.3% |
| 2 | Lack of tourism information | 39 | 0.8% |
| 3 | Package tour not accessible | 19 | 0.4% |
| 4 | Nothing interesting | 92 | 1.9% |
| 5 | Other reason(s) | 22 | 0.4% |
| 9 | Skip or not aplicable | 3220 | 65.2% |
| Sysmiss | | 65 | |
| Warning: these figures indicate the number of cases found in the data file. They cannot be interpreted as summary statistics of the population of interest. | | | |
| # b5_a: B5. What kind of international conference/exhibition did you attend? | | | |
| Information | [Type= discrete] [Format=numeric] [Range= 1-9] [Missing=*] | | |
| Statistics [NW/ W] | [Valid=5002 /-] [Invalid=4 /-] | | |
| Value | Label | Cases | Percentage |
| 1 | Academics | 32 | 0.6% |
| 2 | Technology | 39 | 0.8% |
| 3 | Coportation | 7 | 0.1% |
| 4 | Medical science | 10 | 0.2% |
| 5 | Religion | 4 | 0.1% |
| 6 | Others | 16 | 0.3% |
| 9 | Skip or not aplicable | 4894 | 97.8% |
| Sysmiss | | 4 | |
| Warning: these figures indicate the number of cases found in the data file. They cannot be interpreted as summary statistics of the population of interest. | | | |
| # b5_c: B5. Did you participate in any tour during the conference/exhibition? | | | |
| Information | [Type= discrete] [Format=numeric] [Range= 1-9] [Missing=*] | | |
| Statistics [NW/ W] | [Valid=5000 /-] [Invalid=6 /-] | | |
| Value | Label | Cases | Percentage |
| 1 | Yes | 42 | 0.8% |
| 2 | No | 64 | 1.3% |
| 9 | Skip or not aplicable | 4894 | 97.9% |
| Sysmiss | | 6 | |
| Warning: these figures indicate the number of cases found in the data file. They cannot be interpreted as summary statistics of the population of interest. | | | |
| # b5_c_1: B5. If not, why not? | | | |
| Information | [Type= discrete] [Format=numeric] [Range= 1-9] [Missing=*] | | |
| Statistics [NW/ W] | [Valid=4996 /-] [Invalid=10 /-] | | |
| Value | Label | Cases | Percentage |
| 1 | Not arranged by the conference/exhitbition | 20 | 0.4% |
| 2 | Time isn't enough | 35 | 0.7% |
| 3 | Lack of tourism information | 1 | 0.0% |
| 4 | Package tour not accessible | 1 | 0.0% |

| # b5_c_1: B5. If not, why not? | | | |
|---|--|-------|------------|
| Value | Label | Cases | Percentage |
| 5 | Nothing interesting | 2 | 0.0% |
| 6 | Other reason(s) | 1 | 0.0% |
| 9 | Skip or not applicable | 4936 | 98.8% |
| Sysmiss | | 10 | |
| Warning: these figures indicate the number of cases found in the data file. They cannot be interpreted as summary statistics of the population of interest. | | | |
| # b5_d_1: B5. Please rank your satisfaction with the conference/exhibition:(1)Arrangement of the conference/exhibition | | | |
| Information | [Type= discrete] [Format=numeric] [Range= 1-9] [Missing=*] | | |
| Statistics [NW/ W] | [Valid=4998 /-] [Invalid=8 /-] | | |
| Value | Label | Cases | Percentage |
| 1 | Very dissatisfied | 0 | |
| 2 | Dissatisfied | 4 | 0.1% |
| 3 | Neutral | 25 | 0.5% |
| 4 | Satisfied | 38 | 0.8% |
| 5 | Very satisfied | 37 | 0.7% |
| 9 | No experience | 4894 | 97.9% |
| Sysmiss | | 8 | |
| Warning: these figures indicate the number of cases found in the data file. They cannot be interpreted as summary statistics of the population of interest. | | | |
| # b5_d_2: B5. Please rank your satisfaction with the conference/exhibition:(2)Facilities of the conference/exhibition | | | |
| Information | [Type= discrete] [Format=numeric] [Range= 1-9] [Missing=*] | | |
| Statistics [NW/ W] | [Valid=4998 /-] [Invalid=8 /-] | | |
| Value | Label | Cases | Percentage |
| 1 | Very dissatisfied | 0 | |
| 2 | Dissatisfied | 4 | 0.1% |
| 3 | Neutral | 25 | 0.5% |
| 4 | Satisfied | 42 | 0.8% |
| 5 | Very satisfied | 33 | 0.7% |
| 9 | No experience | 4894 | 97.9% |
| Sysmiss | | 8 | |
| Warning: these figures indicate the number of cases found in the data file. They cannot be interpreted as summary statistics of the population of interest. | | | |
| # b5_d_3: B5. Please rank your satisfaction with the conference/exhibition:(3)Convenience in transportation | | | |
| Information | [Type= discrete] [Format=numeric] [Range= 1-9] [Missing=*] | | |
| Statistics [NW/ W] | [Valid=4997 /-] [Invalid=9 /-] | | |
| Value | Label | Cases | Percentage |
| 1 | Very dissatisfied | 2 | 0.0% |
| 2 | Dissatisfied | 5 | 0.1% |
| 3 | Neutral | 27 | 0.5% |
| 4 | Satisfied | 34 | 0.7% |
| 5 | Very satisfied | 35 | 0.7% |
| 9 | No experience | 4894 | 97.9% |
| Sysmiss | | 9 | |
| Warning: these figures indicate the number of cases found in the data file. They cannot be interpreted as summary statistics of the population of interest. | | | |

| # b5_d_4: B5. Please rank your satisfaction with the conference/exhibition:(4)Arrangement of the tour | | | |
|--|--|-------|------------|
| Information | [Type= discrete] [Format=numeric] [Range= 1-9] [Missing=*] | | |
| Statistics [NW/ W] | [Valid=5000 /-] [Invalid=6 /-] | | |
| Value | Label | Cases | Percentage |
| 1 | Very dissatisfied | 1 | 0.0% |
| 2 | Dissatisfied | 2 | 0.0% |
| 3 | Neutral | 7 | 0.1% |
| 4 | Satisfied | 15 | 0.3% |
| 5 | Very satisfied | 15 | 0.3% |
| 9 | No experience | 4960 | 99.2% |
| Sysmiss | | 6 | |
| Warning: these figures indicate the number of cases found in the data file. They cannot be interpreted as summary statistics of the population of interest. | | | |
| # c1_1: C1. During your trip to Taiwan, which of the following activities have you participated in? (1)Sightseeing (choice multiple) | | | |
| Information | [Type= discrete] [Format=numeric] [Range= 0-9] [Missing=*] | | |
| Statistics [NW/ W] | [Valid=4952 /-] [Invalid=54 /-] | | |
| Value | Label | Cases | Percentage |
| 0 | No | 1483 | 29.9% |
| 1 | Yes | 2598 | 52.5% |
| 9 | Skip or not applicable | 871 | 17.6% |
| Sysmiss | | 54 | |
| Warning: these figures indicate the number of cases found in the data file. They cannot be interpreted as summary statistics of the population of interest. | | | |
| # c1_2: C1. During your trip to Taiwan, which of the following activities have you participated in? (2)Outdoor activities(hiking, driving, or bird watching) (choice multiple) | | | |
| Information | [Type= discrete] [Format=numeric] [Range= 0-9] [Missing=*] | | |
| Statistics [NW/ W] | [Valid=4952 /-] [Invalid=54 /-] | | |
| Value | Label | Cases | Percentage |
| 0 | No | 3665 | 74.0% |
| 1 | Yes | 416 | 8.4% |
| 9 | Skip or not applicable | 871 | 17.6% |
| Sysmiss | | 54 | |
| Warning: these figures indicate the number of cases found in the data file. They cannot be interpreted as summary statistics of the population of interest. | | | |
| # c1_3: C1. During your trip to Taiwan, which of the following activities have you participated in? (3)Playing golf (choice multiple) | | | |
| Information | [Type= discrete] [Format=numeric] [Range= 0-9] [Missing=*] | | |
| Statistics [NW/ W] | [Valid=4952 /-] [Invalid=54 /-] | | |
| Value | Label | Cases | Percentage |
| 0 | No | 3914 | 79.0% |
| 1 | Yes | 167 | 3.4% |
| 9 | Skip or not applicable | 871 | 17.6% |
| Sysmiss | | 54 | |
| Warning: these figures indicate the number of cases found in the data file. They cannot be interpreted as summary statistics of the population of interest. | | | |
| # c1_4: C1. During your trip to Taiwan, which of the following activities have you participated in? (4)Hot spring(spa) (choice multiple) | | | |
| Information | [Type= discrete] [Format=numeric] [Range= 0-9] [Missing=*] | | |

| | | | |
|---|-----------------------|--|------------------------------|
| # c1_4: C1. During your trip to Taiwan, which of the following activities have you participated in? (4)Hot spring(spa) (choice multiple) | | | |
| Statistics [NW/ W] | | [Valid=4952 /-] [Invalid=54 /-] | |
| Value | Label | Cases | Percentage |
| 0 | No | 3433 | <div><div></div></div> 69.3% |
| 1 | Yes | 648 | <div><div></div></div> 13.1% |
| 9 | Skip or not aplicable | 871 | <div><div></div></div> 17.6% |
| Sysmiss | | 54 | |
| Warning: these figures indicate the number of cases found in the data file. They cannot be interpreted as summary statistics of the population of interest. | | | |
| # c1_5: C1. During your trip to Taiwan, which of the following activities have you participated in? (5)Shopping (choice multiple) | | | |
| Information | | [Type= discrete] [Format=numeric] [Range= 0-9] [Missing=*] | |
| Statistics [NW/ W] | | [Valid=4952 /-] [Invalid=54 /-] | |
| Value | Label | Cases | Percentage |
| 0 | No | 926 | <div><div></div></div> 18.7% |
| 1 | Yes | 3155 | <div><div></div></div> 63.7% |
| 9 | Skip or not aplicable | 871 | <div><div></div></div> 17.6% |
| Sysmiss | | 54 | |
| Warning: these figures indicate the number of cases found in the data file. They cannot be interpreted as summary statistics of the population of interest. | | | |
| # c1_6: C1. During your trip to Taiwan, which of the following activities have you participated in? (6)Visiting historical scenic spot (choice multiple) | | | |
| Information | | [Type= discrete] [Format=numeric] [Range= 0-9] [Missing=*] | |
| Statistics [NW/ W] | | [Valid=4952 /-] [Invalid=54 /-] | |
| Value | Label | Cases | Percentage |
| 0 | No | 2025 | <div><div></div></div> 40.9% |
| 1 | Yes | 2056 | <div><div></div></div> 41.5% |
| 9 | Skip or not aplicable | 871 | <div><div></div></div> 17.6% |
| Sysmiss | | 54 | |
| Warning: these figures indicate the number of cases found in the data file. They cannot be interpreted as summary statistics of the population of interest. | | | |
| # c1_7: C1. During your trip to Taiwan, which of the following activities have you participated in? (7)Wedding photography, personal ablums of pictures (choice multiple) | | | |
| Information | | [Type= discrete] [Format=numeric] [Range= 0-9] [Missing=*] | |
| Statistics [NW/ W] | | [Valid=4952 /-] [Invalid=54 /-] | |
| Value | Label | Cases | Percentage |
| 0 | No | 4033 | <div><div></div></div> 81.4% |
| 1 | Yes | 48 | <div><div></div></div> 1.0% |
| 9 | Skip or not aplicable | 871 | <div><div></div></div> 17.6% |
| Sysmiss | | 54 | |
| Warning: these figures indicate the number of cases found in the data file. They cannot be interpreted as summary statistics of the population of interest. | | | |
| # c1_8: C1. During your trip to Taiwan, which of the following activities have you participated in? (8)Cosmetic preparation(choice multiple) | | | |
| Information | | [Type= discrete] [Format=numeric] [Range= 0-9] [Missing=*] | |
| Statistics [NW/ W] | | [Valid=4952 /-] [Invalid=54 /-] | |
| Value | Label | Cases | Percentage |
| 0 | No | 3860 | <div><div></div></div> 77.9% |

| | | | |
|---|--|--------------|-------------------|
| # c1_8: C1. During your trip to Taiwan, which of the following activities have you participated in? (8)Cosmetic preparation(choice multiple) | | | |
| Value | Label | Cases | Percentage |
| 1 | Yes | 221 | 4.5% |
| 9 | Skip or not applicable | 871 | 17.6% |
| Sysmiss | | 54 | |
| Warning: these figures indicate the number of cases found in the data file. They cannot be interpreted as summary statistics of the population of interest. | | | |
| # c1_9: C1. During your trip to Taiwan, which of the following activities have you participated in? (9)Karaoke or K.T.V. (choice multiple) | | | |
| Information | [Type= discrete] [Format=numeric] [Range= 0-9] [Missing=*] | | |
| Statistics [NW/ W] | [Valid=4952 /-] [Invalid=54 /-] | | |
| Value | Label | Cases | Percentage |
| 0 | No | 3671 | 74.1% |
| 1 | Yes | 410 | 8.3% |
| 9 | Skip or not applicable | 871 | 17.6% |
| Sysmiss | | 54 | |
| Warning: these figures indicate the number of cases found in the data file. They cannot be interpreted as summary statistics of the population of interest. | | | |
| # c1_10: C1. During your trip to Taiwan, which of the following activities have you participated in? (10)Pubs or night clubs (choice multiple) | | | |
| Information | [Type= discrete] [Format=numeric] [Range= 0-9] [Missing=*] | | |
| Statistics [NW/ W] | [Valid=4952 /-] [Invalid=54 /-] | | |
| Value | Label | Cases | Percentage |
| 0 | No | 3192 | 64.5% |
| 1 | Yes | 889 | 18.0% |
| 9 | Skip or not applicable | 871 | 17.6% |
| Sysmiss | | 54 | |
| Warning: these figures indicate the number of cases found in the data file. They cannot be interpreted as summary statistics of the population of interest. | | | |
| # c1_11: C1. During your trip to Taiwan, which of the following activities have you participated in? (11)Attending an Exhibition (choice multiple) | | | |
| Information | [Type= discrete] [Format=numeric] [Range= 0-9] [Missing=*] | | |
| Statistics [NW/ W] | [Valid=4952 /-] [Invalid=54 /-] | | |
| Value | Label | Cases | Percentage |
| 0 | No | 3814 | 77.0% |
| 1 | Yes | 267 | 5.4% |
| 9 | Skip or not applicable | 871 | 17.6% |
| Sysmiss | | 54 | |
| Warning: these figures indicate the number of cases found in the data file. They cannot be interpreted as summary statistics of the population of interest. | | | |
| # c1_12: C1. During your trip to Taiwan, which of the following activities have you participated in? (12)Massage (choice multiple) | | | |
| Information | [Type= discrete] [Format=numeric] [Range= 0-9] [Missing=*] | | |
| Statistics [NW/ W] | [Valid=4952 /-] [Invalid=54 /-] | | |
| Value | Label | Cases | Percentage |
| 0 | No | 3478 | 70.2% |
| 1 | Yes | 603 | 12.2% |
| 9 | Skip or not applicable | 871 | 17.6% |

| | | | |
|--|--|--------------|-------------------|
| # c1_12: C1. During your trip to Taiwan, which of the following activities have you participated in? (12)Massage (choice multiple) | | | |
| Value | Label | Cases | Percentage |
| Sysmiss | | 54 | |
| Warning: these figures indicate the number of cases found in the data file. They cannot be interpreted as summary statistics of the population of interest. | | | |
| # c1_13: C1. During your trip to Taiwan, which of the following activities have you participated in? (13)Photography (choice multiple) | | | |
| Information | [Type= discrete] [Format=numeric] [Range= 0-9] [Missing=*] | | |
| Statistics [NW/ W] | [Valid=4952 /-] [Invalid=54 /-] | | |
| Value | Label | Cases | Percentage |
| 0 | No | 3429 | 69.2% |
| 1 | Yes | 652 | 13.2% |
| 9 | Skip or not aplicable | 871 | 17.6% |
| Sysmiss | | 54 | |
| Warning: these figures indicate the number of cases found in the data file. They cannot be interpreted as summary statistics of the population of interest. | | | |
| # c1_14: C1. During your trip to Taiwan, which of the following activities have you participated in? (14)Participating cultural activities (choice multiple) | | | |
| Information | [Type= discrete] [Format=numeric] [Range= 0-9] [Missing=*] | | |
| Statistics [NW/ W] | [Valid=4952 /-] [Invalid=54 /-] | | |
| Value | Label | Cases | Percentage |
| 0 | No | 3912 | 79.0% |
| 1 | Yes | 169 | 3.4% |
| 9 | Skip or not aplicable | 871 | 17.6% |
| Sysmiss | | 54 | |
| Warning: these figures indicate the number of cases found in the data file. They cannot be interpreted as summary statistics of the population of interest. | | | |
| # c1_15: C1. During your trip to Taiwan, which of the following activities have you participated in? (15)Mighty earth tour(a visit to te earthquake-damaged area) (choice multiple) | | | |
| Information | [Type= discrete] [Format=numeric] [Range= 0-9] [Missing=*] | | |
| Statistics [NW/ W] | [Valid=4952 /-] [Invalid=54 /-] | | |
| Value | Label | Cases | Percentage |
| 0 | No | 4046 | 81.7% |
| 1 | Yes | 35 | 0.7% |
| 9 | Skip or not aplicable | 871 | 17.6% |
| Sysmiss | | 54 | |
| Warning: these figures indicate the number of cases found in the data file. They cannot be interpreted as summary statistics of the population of interest. | | | |
| # c1_16: C1. During your trip to Taiwan, which of the following activities have you participated in? (16)Other (choice multiple) | | | |
| Information | [Type= discrete] [Format=numeric] [Range= 0-9] [Missing=*] | | |
| Statistics [NW/ W] | [Valid=4952 /-] [Invalid=54 /-] | | |
| Value | Label | Cases | Percentage |
| 0 | No | 4037 | 81.5% |
| 1 | Yes | 44 | 0.9% |
| 9 | Skip or not aplicable | 871 | 17.6% |
| Sysmiss | | 54 | |
| Warning: these figures indicate the number of cases found in the data file. They cannot be interpreted as summary statistics of the population of interest. | | | |

| # c2_1: C2. What scenic spots/place did you visit for this trip? Spot1 | | | |
|--|---|---|------------|
| Information | | [Type= continuous] [Format=numeric] [Range= 0-99] [Missing=*] | |
| Statistics [NW/ W] | | [Valid=4984 /-] [Invalid=22 /-] | |
| Value | Label | Cases | Percentage |
| 0 | No | 0 | |
| 1 | Taipei | 1057 | 21.2% |
| 2 | Chiang Kaishek Memorial Hall | 638 | 12.8% |
| 3 | National Palace Museum | 565 | 11.3% |
| 4 | Night Markets | 63 | 1.3% |
| 5 | Long Shan Temple | 87 | 1.7% |
| 6 | Taipe Martyr's Shrine | 23 | 0.5% |
| 7 | The Lin Family Mans | 2 | 0.0% |
| 8 | Mt. Yangming (Yangmingshan) | 93 | 1.9% |
| 9 | Taupei Confucius Temple, Dihua Street | 8 | 0.2% |
| 10 | Chinese Culture & Movie Center | 6 | 0.1% |
| 11 | Wulai | 37 | 0.7% |
| 12 | National Taiwan College of Performing Arts | 2 | 0.0% |
| 13 | Fort San Domingo | 3 | 0.1% |
| 14 | Linkou | 4 | 0.1% |
| 15 | Tienmu | 12 | 0.2% |
| 16 | The Estern Distristic of Taipei | 17 | 0.3% |
| 17 | Sun Yatsen Memorail Hall | 19 | 0.4% |
| 18 | Tamsui | 59 | 1.2% |
| 19 | Mucha Maokong | 5 | 0.1% |
| 20 | Taipei Zoo | 0 | |
| 21 | Jou Fen | 68 | 1.4% |
| 22 | Xiemending | 50 | 1.0% |
| 23 | Keelung | 28 | 0.6% |
| 24 | Yehliu, Jinshan | 16 | 0.3% |
| 25 | Coastline park | 9 | 0.2% |
| 26 | Taoyuan | 30 | 0.6% |
| 27 | Shihmen Reservoir | 2 | 0.0% |
| 28 | Window on China Theme Park | 7 | 0.1% |
| 29 | Hsinchu | 99 | 2.0% |
| 30 | Leofoo Village Theme Park | 14 | 0.3% |
| 31 | Miaoli | 6 | 0.1% |
| 32 | Taichung | 115 | 2.3% |
| 33 | National Museum of Natural Science | 4 | 0.1% |
| 34 | Encore Garden | 1 | 0.0% |
| 35 | Dungshr Forest Farm | 0 | |
| 36 | Dasyueshan National Forest Recreation Area | 0 | |
| 37 | Taiwan Studio City | 0 | |
| 38 | Formosan Aboriginal Culture Village | 2 | 0.0% |
| 39 | Nantou | 14 | 0.3% |
| 40 | Sitou & Sun Link Sea Forest Recreation Area | 2 | 0.0% |
| 41 | The Sunmoonlake Scenic Area | 21 | 0.4% |
| 42 | Cingjing Farm | 0 | |

c2_1: C2. What scenic spots/place did you visit for this trip? Spot1

| Value | Label | Cases | Percentage |
|-------|--|-------|------------|
| 43 | Wushe | 0 | |
| 44 | Mt. Hehuan (Hehuanshan) | 3 | 0.1% |
| 45 | Yushan National Park | 0 | |
| 46 | Changhua | 8 | 0.2% |
| 47 | Lugang | 2 | 0.0% |
| 48 | Taiwan Folk Village (Changhua) | 1 | 0.0% |
| 49 | Yunlin | 12 | 0.2% |
| 50 | Chiayi | 14 | 0.3% |
| 51 | Mt. Ali (Alishan) | 7 | 0.1% |
| 52 | Tainan | 129 | 2.6% |
| 53 | Chihkan Tower, Old Fort of Anping (Fort Zeelandia) | 1 | 0.0% |
| 54 | Wu Shan Tou Reservoir | 0 | |
| 55 | Kaohsiung | 178 | 3.6% |
| 56 | Spring Autumn Pavilions in Zuoying | 1 | 0.0% |
| 57 | Chengching Lake | 2 | 0.0% |
| 58 | Foguangshan | 0 | |
| 59 | Pingtung | 11 | 0.2% |
| 60 | Kenting | 44 | 0.9% |
| 61 | Yilan | 22 | 0.4% |
| 62 | Tung Shan Science Area | 0 | |
| 63 | Chilan Forest Playground | 0 | |
| 64 | Mt. Taiping (Taipingshan) | 1 | 0.0% |
| 65 | Wuling Farm | 0 | |
| 66 | Hualien | 72 | 1.4% |
| 67 | Taroko, Tienhsiang | 46 | 0.9% |
| 68 | The East Coast (Baxian Cave (Baxiandong), Shihtiping, Sansia | 1 | 0.0% |
| 69 | Xiuguluan River Rafting Area | 1 | 0.0% |
| 70 | Taitung | 9 | 0.2% |
| 71 | Jhihben | 4 | 0.1% |
| 72 | Lanyu (Orchid Island) | 1 | 0.0% |
| 73 | Lyudao (Green Island) | 1 | 0.0% |
| 74 | Penghu | 3 | 0.1% |
| 75 | Penghu County | 0 | |
| 76 | Matsu | 0 | |
| 77 | Beitou | 31 | 0.6% |
| 78 | Jianguo Jade Market | 0 | |
| 79 | Temples | 21 | 0.4% |
| 80 | Shilin Night Market | 66 | 1.3% |
| 81 | Huaxi Street (Snake Alley) Night Market | 3 | 0.1% |
| 82 | Raohe Street Night Market | 2 | 0.0% |
| 83 | Sanyi Wood Sculpture Museum | 1 | 0.0% |
| 84 | Office of the President Republic of China (Taiwan) | 2 | 0.0% |
| 85 | The Observatory of Shin Kong Life Tower | 6 | 0.1% |
| 86 | Chiang Kaishek's Shihlin Residence | 0 | |
| 87 | 228 Peace Memorial Park | 2 | 0.0% |

| # c2_1: C2. What scenic spots/place did you visit for this trip? Spot1 | | | |
|---|---|-------|------------|
| Value | Label | Cases | Percentage |
| 88 | Yuanshan | 2 | 0.0% |
| 89 | Taipei Matro Mall | 1 | 0.0% |
| 90 | Shenkeng | 1 | 0.0% |
| 91 | Shung Ye Museum of Formosan Aborigines (Taipei) | 0 | |
| 92 | Miniatures Museum of Taiwan (Taipei) | 0 | |
| 99 | Skip or not aplicable | 1084 | 21.7% |
| Warning: these figures indicate the number of cases found in the data file. They cannot be interpreted as summary statistics of the population of interest. | | | |
| # c2_2: C2. What scenic spots/place did you visit for this trip? Spot2 | | | |
| Information | [Type= continuous] [Format=numeric] [Range= 0-99] [Missing=*] | | |
| Statistics [NW/ W] | [Valid=4984 /-] [Invalid=22 /-] | | |
| Value | Label | Cases | Percentage |
| 0 | No | 844 | 16.9% |
| 1 | Taipei | 160 | 3.2% |
| 2 | Chiang Kaishek Memorial Hall | 459 | 9.2% |
| 3 | National Palace Museum | 560 | 11.2% |
| 4 | Night Markets | 143 | 2.9% |
| 5 | Long Shan Temple | 121 | 2.4% |
| 6 | Taipe Martyr's Shrine | 77 | 1.5% |
| 7 | The Lin Family Mans | 2 | 0.0% |
| 8 | Mt. Yangming (Yangmingshan) | 63 | 1.3% |
| 9 | Taupei Confucius Temple, Dihua Street | 10 | 0.2% |
| 10 | Chinese Culture & Movie Center | 3 | 0.1% |
| 11 | Wulai | 38 | 0.8% |
| 12 | National Taiwan College of Performing Arts | 1 | 0.0% |
| 13 | Fort San Domingo | 3 | 0.1% |
| 14 | Linkou | 3 | 0.1% |
| 15 | Tienmu | 19 | 0.4% |
| 16 | The Estern Distristic of Taipei | 23 | 0.5% |
| 17 | Sun Yatsen Memorail Hall | 36 | 0.7% |
| 18 | Tamsui | 67 | 1.3% |
| 19 | Mucha Maokong | 6 | 0.1% |
| 20 | Taipei Zoo | 6 | 0.1% |
| 21 | Jou Fen | 48 | 1.0% |
| 22 | Xiemending | 67 | 1.3% |
| 23 | Keelung | 42 | 0.8% |
| 24 | Yehliu, Jinshan | 21 | 0.4% |
| 25 | Coastline park | 9 | 0.2% |
| 26 | Taoyuan | 39 | 0.8% |
| 27 | Shihmen Reservoir | 0 | |
| 28 | Window on China Theme Park | 7 | 0.1% |
| 29 | Hsinchu | 45 | 0.9% |
| 30 | Leofoo Village Theme Park | 15 | 0.3% |
| 31 | Miaoli | 4 | 0.1% |
| 32 | Taichung | 111 | 2.2% |

c2_2: C2. What scenic spots/place did you visit for this trip? Spot2

| Value | Label | Cases | Percentage |
|-------|--|-------|------------|
| 33 | National Museum of Natural Science | 4 | 0.1% |
| 34 | Encore Garden | 2 | 0.0% |
| 35 | Dungshr Forest Farm | 1 | 0.0% |
| 36 | Dasyueshan National Forest Recreation Area | 0 | |
| 37 | Taiwan Studio City | 0 | |
| 38 | Formosan Aboriginal Culture Village | 2 | 0.0% |
| 39 | Nantou | 16 | 0.3% |
| 40 | Sitou & Sun Link Sea Forest Recreation Area | 1 | 0.0% |
| 41 | The Sunmoonlake Scenic Area | 9 | 0.2% |
| 42 | Cingjing Farm | 0 | |
| 43 | Wushe | 0 | |
| 44 | Mt. Hehuan (Hehuanshan) | 1 | 0.0% |
| 45 | Yushan National Park | 1 | 0.0% |
| 46 | Changhua | 5 | 0.1% |
| 47 | Lugang | 4 | 0.1% |
| 48 | Taiwan Folk Village (Changhua) | 0 | |
| 49 | Yunlin | 10 | 0.2% |
| 50 | Chiayi | 15 | 0.3% |
| 51 | Mt. Ali (Alishan) | 9 | 0.2% |
| 52 | Tainan | 67 | 1.3% |
| 53 | Chihkan Tower, Old Fort of Anping (Fort Zeelandia) | 8 | 0.2% |
| 54 | Wu Shan Tou Reservoir | 0 | |
| 55 | Kaohsiung | 188 | 3.8% |
| 56 | Spring Autumn Pavilions in Zuoying | 1 | 0.0% |
| 57 | Chengching Lake | 10 | 0.2% |
| 58 | Foguangshan | 0 | |
| 59 | Pingtung | 28 | 0.6% |
| 60 | Kenting | 41 | 0.8% |
| 61 | Yilan | 18 | 0.4% |
| 62 | Tung Shan Science Area | 4 | 0.1% |
| 63 | Chilan Forest Playground | 1 | 0.0% |
| 64 | Mt. Taiping (Taipingshan) | 1 | 0.0% |
| 65 | Wuling Farm | 1 | 0.0% |
| 66 | Hualien | 70 | 1.4% |
| 67 | Taroko, Tienhsiang | 51 | 1.0% |
| 68 | The East Coast (Baxian Cave (Baxiandong), Shihtiping, Sansia | 6 | 0.1% |
| 69 | Xiuguluan River Rafting Area | 0 | |
| 70 | Taitung | 17 | 0.3% |
| 71 | Jhibben | 2 | 0.0% |
| 72 | Lanyu (Orchid Island) | 3 | 0.1% |
| 73 | Lyudao (Green Island) | 4 | 0.1% |
| 74 | Penghu | 1 | 0.0% |
| 75 | Penghu County | 2 | 0.0% |
| 76 | Matsu | 0 | |
| 77 | Beitou | 25 | 0.5% |

| # c2_2: C2. What scenic spots/place did you visit for this trip? Spot2 | | | |
|---|---|-------|------------|
| Value | Label | Cases | Percentage |
| 78 | Jianguo Jade Market | 1 | 0.0% |
| 79 | Temples | 50 | 1.0% |
| 80 | Shilin Night Market | 106 | 2.1% |
| 81 | Huaxi Street (Snake Alley) Night Market | 28 | 0.6% |
| 82 | Raohe Street Night Market | 2 | 0.0% |
| 83 | Sanyi Wood Sculpture Museum | 0 | |
| 84 | Office of the President Republic of China (Taiwan) | 9 | 0.2% |
| 85 | The Observatory of Shin Kong Life Tower | 7 | 0.1% |
| 86 | Chiang Kaishek's Shihlin Residence | 1 | 0.0% |
| 87 | 228 Peace Memorial Park | 10 | 0.2% |
| 88 | Yuanshan | 4 | 0.1% |
| 89 | Taipei Matro Mall | 0 | |
| 90 | Shenkeng | 0 | |
| 91 | Shung Ye Museum of Formosan Aborigines (Taipei) | 1 | 0.0% |
| 92 | Miniatures Museum of Taiwan (Taipei) | 0 | |
| 99 | Skip or not aplicable | 1084 | 21.7% |
| Warning: these figures indicate the number of cases found in the data file. They cannot be interpreted as summary statistics of the population of interest. | | | |
| # c2_3: C2. What scenic spots/place did you visit for this trip? Spot3 | | | |
| Information | [Type= continuous] [Format=numeric] [Range= 0-99] [Missing=*] | | |
| Statistics [NW/ W] | [Valid=4984 /-] [Invalid=22 /-] | | |
| Value | Label | Cases | Percentage |
| 0 | No | 1599 | 32.1% |
| 1 | Taipei | 121 | 2.4% |
| 2 | Chiang Kaishek Memorial Hall | 165 | 3.3% |
| 3 | National Palace Museum | 247 | 5.0% |
| 4 | Night Markets | 145 | 2.9% |
| 5 | Long Shan Temple | 199 | 4.0% |
| 6 | Taipe Martyr's Shrine | 101 | 2.0% |
| 7 | The Lin Family Mans | 2 | 0.0% |
| 8 | Mt. Yangming (Yangmingshan) | 64 | 1.3% |
| 9 | Taupei Confucius Temple, Dihua Street | 17 | 0.3% |
| 10 | Chinese Culture & Movie Center | 4 | 0.1% |
| 11 | Wulai | 28 | 0.6% |
| 12 | National Taiwan College of Performing Arts | 1 | 0.0% |
| 13 | Fort San Domingo | 5 | 0.1% |
| 14 | Linkou | 1 | 0.0% |
| 15 | Tienmu | 16 | 0.3% |
| 16 | The Estern Distristic of Taipei | 26 | 0.5% |
| 17 | Sun Yatsen Memorail Hall | 38 | 0.8% |
| 18 | Tamsui | 61 | 1.2% |
| 19 | Mucha Maokong | 4 | 0.1% |
| 20 | Taipei Zoo | 4 | 0.1% |
| 21 | Jou Fen | 64 | 1.3% |
| 22 | Xiemending | 78 | 1.6% |

c2_3: C2. What scenic spots/place did you visit for this trip? Spot3

| Value | Label | Cases | Percentage |
|-------|--|-------|------------|
| 23 | Keelung | 38 | 0.8% |
| 24 | Yehliu, Jinshan | 18 | 0.4% |
| 25 | Coastline park | 10 | 0.2% |
| 26 | Taoyuan | 12 | 0.2% |
| 27 | Shihmen Reservoir | 0 | |
| 28 | Window on China Theme Park | 5 | 0.1% |
| 29 | Hsinchu | 14 | 0.3% |
| 30 | Leofoo Village Theme Park | 11 | 0.2% |
| 31 | Miaoli | 2 | 0.0% |
| 32 | Taichung | 50 | 1.0% |
| 33 | National Museum of Natural Science | 5 | 0.1% |
| 34 | Encore Garden | 1 | 0.0% |
| 35 | Dungshr Forest Farm | 1 | 0.0% |
| 36 | Dasyueshan National Forest Recreation Area | 0 | |
| 37 | Taiwan Studio City | 0 | |
| 38 | Formosan Aboriginal Culture Village | 2 | 0.0% |
| 39 | Nantou | 10 | 0.2% |
| 40 | Sitou & Sun Link Sea Forest Recreation Area | 2 | 0.0% |
| 41 | The Sunmoonlake Scenic Area | 12 | 0.2% |
| 42 | Cingjing Farm | 0 | |
| 43 | Wushe | 0 | |
| 44 | Mt. Hehuan (Hehuanshan) | 0 | |
| 45 | Yushan National Park | 0 | |
| 46 | Changhua | 6 | 0.1% |
| 47 | Lugang | 4 | 0.1% |
| 48 | Taiwan Folk Village (Changhua) | 0 | |
| 49 | Yunlin | 3 | 0.1% |
| 50 | Chiayi | 11 | 0.2% |
| 51 | Mt. Ali (Alishan) | 4 | 0.1% |
| 52 | Tainan | 65 | 1.3% |
| 53 | Chihkan Tower, Old Fort of Anping (Fort Zeelandia) | 4 | 0.1% |
| 54 | Wu Shan Tou Reservoir | 0 | |
| 55 | Kaohsiung | 82 | 1.6% |
| 56 | Spring Autumn Pavilions in Zuoying | 2 | 0.0% |
| 57 | Chengching Lake | 7 | 0.1% |
| 58 | Foguangshan | 1 | 0.0% |
| 59 | Pingtung | 20 | 0.4% |
| 60 | Kenting | 41 | 0.8% |
| 61 | Yilan | 15 | 0.3% |
| 62 | Tung Shan Science Area | 2 | 0.0% |
| 63 | Chilan Forest Playground | 1 | 0.0% |
| 64 | Mt. Taiping (Taipingshan) | 1 | 0.0% |
| 65 | Wuling Farm | 0 | |
| 66 | Hualien | 42 | 0.8% |
| 67 | Taroko, Tienhsiang | 38 | 0.8% |

c2_3: C2. What scenic spots/place did you visit for this trip? Spot3

| Value | Label | Cases | Percentage |
|-------|--|-------|------------|
| 68 | The East Coast (Baxian Cave (Baxiandong), Shihtiping, Sansia | 3 | 0.1% |
| 69 | Xiuguluan River Rafting Area | 1 | 0.0% |
| 70 | Taitung | 25 | 0.5% |
| 71 | Jhihben | 3 | 0.1% |
| 72 | Lanyu (Orchid Island) | 0 | |
| 73 | Lyudao (Green Island) | 5 | 0.1% |
| 74 | Penghu | 2 | 0.0% |
| 75 | Penghu County | 1 | 0.0% |
| 76 | Matsu | 0 | |
| 77 | Beitou | 17 | 0.3% |
| 78 | Jianguo Jade Market | 1 | 0.0% |
| 79 | Temples | 69 | 1.4% |
| 80 | Shilin Night Market | 176 | 3.5% |
| 81 | Huaxi Street (Snake Alley) Night Market | 25 | 0.5% |
| 82 | Raohe Street Night Market | 6 | 0.1% |
| 83 | Sanyi Wood Sculpture Museum | 0 | |
| 84 | Office of the President Republic of China (Taiwan) | 9 | 0.2% |
| 85 | The Observatory of Shin Kong Life Tower | 8 | 0.2% |
| 86 | Chiang Kaishek's Shihlin Residence | 2 | 0.0% |
| 87 | 228 Peace Memorial Park | 6 | 0.1% |
| 88 | Yuanshan | 4 | 0.1% |
| 89 | Taipei Matro Mall | 0 | |
| 90 | Shenkeng | 1 | 0.0% |
| 91 | Shung Ye Museum of Formosan Aborigines (Taipei) | 1 | 0.0% |
| 92 | Miniatures Museum of Taiwan (Taipei) | 0 | |
| 99 | Skip or not applicable | 1087 | 21.8% |

Warning: these figures indicate the number of cases found in the data file. They cannot be interpreted as summary statistics of the population of interest.

c2_4: C2. What scenic spots/place did you visit for this trip? Spot4

| Information | | [Type= continuous] [Format=numeric] [Range= 0-99] [Missing=*] | |
|--------------------|--|---|-------------------|
| Statistics [NW/ W] | | [Valid=4984 /-] [Invalid=22 /-] | |
| Value | Label | Cases | Percentage |
| 0 | No | 2279 | <div></div> 45.7% |
| 1 | Taipei | 69 | <div></div> 1.4% |
| 2 | Chiang Kaishek Memorial Hall | 88 | <div></div> 1.8% |
| 3 | National Palace Museum | 80 | <div></div> 1.6% |
| 4 | Night Markets | 89 | <div></div> 1.8% |
| 5 | Long Shan Temple | 111 | <div></div> 2.2% |
| 6 | Taipe Martyr's Shrine | 103 | <div></div> 2.1% |
| 7 | The Lin Family Mans | 0 | |
| 8 | Mt. Yangming (Yangmingshan) | 86 | <div></div> 1.7% |
| 9 | Taupei Confucius Temple, Dihua Street | 12 | <div></div> 0.2% |
| 10 | Chinese Culture & Movie Center | 2 | <div></div> 0.0% |
| 11 | Wulai | 20 | <div></div> 0.4% |
| 12 | National Taiwan College of Performing Arts | 0 | |

c2_4: C2. What scenic spots/place did you visit for this trip? Spot4

| Value | Label | Cases | Percentage |
|-------|--|-------|------------|
| 13 | Fort San Domingo | 6 | 0.1% |
| 14 | Linkou | 0 | |
| 15 | Tienmu | 18 | 0.4% |
| 16 | The Estern Distristic of Taipei | 30 | 0.6% |
| 17 | Sun Yatsen Memorail Hall | 29 | 0.6% |
| 18 | Tamsui | 52 | 1.0% |
| 19 | Mucha Maokong | 1 | 0.0% |
| 20 | Taipei Zoo | 6 | 0.1% |
| 21 | Jou Fen | 69 | 1.4% |
| 22 | Xiemending | 75 | 1.5% |
| 23 | Keelung | 22 | 0.4% |
| 24 | Yehliu, Jinshan | 15 | 0.3% |
| 25 | Coastline park | 5 | 0.1% |
| 26 | Taoyuan | 9 | 0.2% |
| 27 | Shihmen Reservoir | 0 | |
| 28 | Window on China Theme Park | 4 | 0.1% |
| 29 | Hsinchu | 12 | 0.2% |
| 30 | Leofoo Village Theme Park | 17 | 0.3% |
| 31 | Miaoli | 1 | 0.0% |
| 32 | Taichung | 24 | 0.5% |
| 33 | National Museum of Natural Science | 1 | 0.0% |
| 34 | Encore Garden | 1 | 0.0% |
| 35 | Dungshr Forest Farm | 1 | 0.0% |
| 36 | Dasyueshan National Forest Recreation Area | 0 | |
| 37 | Taiwan Studio City | 0 | |
| 38 | Formosan Aboriginal Culture Village | 1 | 0.0% |
| 39 | Nantou | 4 | 0.1% |
| 40 | Sitou & Sun Link Sea Forest Recreation Area | 2 | 0.0% |
| 41 | The Sunmoonlake Scenic Area | 10 | 0.2% |
| 42 | Cingjing Farm | 0 | |
| 43 | Wushe | 0 | |
| 44 | Mt. Hehuan (Hehuanshan) | 0 | |
| 45 | Yushan National Park | 1 | 0.0% |
| 46 | Changhua | 2 | 0.0% |
| 47 | Lugang | 3 | 0.1% |
| 48 | Taiwan Folk Village (Changhua) | 0 | |
| 49 | Yunlin | 1 | 0.0% |
| 50 | Chiayi | 5 | 0.1% |
| 51 | Mt. Ali (Alishan) | 1 | 0.0% |
| 52 | Tainan | 22 | 0.4% |
| 53 | Chihkan Tower, Old Fort of Anping (Fort Zeelandia) | 3 | 0.1% |
| 54 | Wu Shan Tou Reservoir | 0 | |
| 55 | Kaohsiung | 48 | 1.0% |
| 56 | Spring Autumn Pavilions in Zuoying | 0 | |
| 57 | Chengching Lake | 11 | 0.2% |

| # c2_4: C2. What scenic spots/place did you visit for this trip? Spot4 | | | |
|---|---|-------|------------|
| Value | Label | Cases | Percentage |
| 58 | Foguangshan | 0 | |
| 59 | Pingtung | 11 | 0.2% |
| 60 | Kenting | 27 | 0.5% |
| 61 | Yilan | 8 | 0.2% |
| 62 | Tung Shan Science Area | 0 | |
| 63 | Chilan Forest Playground | 0 | |
| 64 | Mt. Taiping (Taipingshan) | 2 | 0.0% |
| 65 | Wuling Farm | 0 | |
| 66 | Hualien | 33 | 0.7% |
| 67 | Taroko, Tienhsiang | 26 | 0.5% |
| 68 | The East Coast (Baxian Cave (Baxiandong), Shihtiping, Sansia | 2 | 0.0% |
| 69 | Xiuguluan River Rafting Area | 0 | |
| 70 | Taitung | 13 | 0.3% |
| 71 | Jhihben | 1 | 0.0% |
| 72 | Lanyu (Orchid Island) | 1 | 0.0% |
| 73 | Lyudao (Green Island) | 2 | 0.0% |
| 74 | Penghu | 2 | 0.0% |
| 75 | Penghu County | 2 | 0.0% |
| 76 | Matsu | 1 | 0.0% |
| 77 | Beitou | 15 | 0.3% |
| 78 | Jianguo Jade Market | 1 | 0.0% |
| 79 | Temples | 53 | 1.1% |
| 80 | Shilin Night Market | 128 | 2.6% |
| 81 | Huaxi Street (Snake Alley) Night Market | 82 | 1.6% |
| 82 | Raohe Street Night Market | 3 | 0.1% |
| 83 | Sanyi Wood Sculpture Museum | 2 | 0.0% |
| 84 | Office of the President Republic of China (Taiwan) | 10 | 0.2% |
| 85 | The Observatory of Shin Kong Life Tower | 6 | 0.1% |
| 86 | Chiang Kaishek's Shihlin Residence | 0 | |
| 87 | 228 Peace Memorial Park | 5 | 0.1% |
| 88 | Yuanshan | 4 | 0.1% |
| 89 | Taipei Matro Mall | 0 | |
| 90 | Shenkeng | 1 | 0.0% |
| 91 | Shung Ye Museum of Formosan Aborigines (Taipei) | 0 | |
| 92 | Miniatures Museum of Taiwan (Taipei) | 3 | 0.1% |
| 99 | Skip or not aplicable | 1089 | 21.8% |
| Warning: these figures indicate the number of cases found in the data file. They cannot be interpreted as summary statistics of the population of interest. | | | |
| # c2_5: C2. What scenic spots/place did you visit for this trip? Spot5 | | | |
| Information | [Type= continuous] [Format=numeric] [Range= 0-99] [Missing=*] | | |
| Statistics [NW/ W] | [Valid=4984 /-] [Invalid=22 /-] | | |
| Value | Label | Cases | Percentage |
| 0 | No | 2803 | 56.2% |
| 1 | Taipei | 34 | 0.7% |
| 2 | Chiang Kaishek Memorial Hall | 57 | 1.1% |

c2_5: C2. What scenic spots/place did you visit for this trip? Spot5

| Value | Label | Cases | Percentage |
|-------|---|-------|------------|
| 3 | National Palace Museum | 50 | 1.0% |
| 4 | Night Markets | 44 | 0.9% |
| 5 | Long Shan Temple | 54 | 1.1% |
| 6 | Taipe Martyr's Shrine | 59 | 1.2% |
| 7 | The Lin Family Mans | 0 | |
| 8 | Mt. Yangming (Yangmingshan) | 38 | 0.8% |
| 9 | Taupei Confucius Temple, Dihua Street | 9 | 0.2% |
| 10 | Chinese Culture & Movie Center | 1 | 0.0% |
| 11 | Wulai | 17 | 0.3% |
| 12 | National Taiwan College of Performing Arts | 0 | |
| 13 | Fort San Domingo | 6 | 0.1% |
| 14 | Linkou | 0 | |
| 15 | Tienmu | 7 | 0.1% |
| 16 | The Estern Distristic of Taipei | 35 | 0.7% |
| 17 | Sun Yatsen Memorail Hall | 28 | 0.6% |
| 18 | Tamsui | 24 | 0.5% |
| 19 | Mucha Maokong | 2 | 0.0% |
| 20 | Taipei Zoo | 4 | 0.1% |
| 21 | Jou Fen | 72 | 1.4% |
| 22 | Xiemending | 102 | 2.0% |
| 23 | Keelung | 6 | 0.1% |
| 24 | Yehliu, Jinshan | 23 | 0.5% |
| 25 | Coastline park | 4 | 0.1% |
| 26 | Taoyuan | 8 | 0.2% |
| 27 | Shihmen Reservoir | 0 | |
| 28 | Window on China Theme Park | 2 | 0.0% |
| 29 | Hsinchu | 7 | 0.1% |
| 30 | Leofoo Village Theme Park | 11 | 0.2% |
| 31 | Miaoli | 1 | 0.0% |
| 32 | Taichung | 8 | 0.2% |
| 33 | National Museum of Natural Science | 0 | |
| 34 | Encore Garden | 0 | |
| 35 | Dungshr Forest Farm | 1 | 0.0% |
| 36 | Dasyueshan National Forest Recreation Area | 0 | |
| 37 | Taiwan Studio City | 0 | |
| 38 | Formosan Aboriginal Culture Village | 1 | 0.0% |
| 39 | Nantou | 4 | 0.1% |
| 40 | Sitou & Sun Link Sea Forest Recreation Area | 0 | |
| 41 | The Sunmoonlake Scenic Area | 4 | 0.1% |
| 42 | Cingjing Farm | 1 | 0.0% |
| 43 | Wushe | 0 | |
| 44 | Mt. Hehuan (Hehuanshan) | 0 | |
| 45 | Yushan National Park | 2 | 0.0% |
| 46 | Changhua | 2 | 0.0% |
| 47 | Lugang | 2 | 0.0% |

c2_5: C2. What scenic spots/place did you visit for this trip? Spot5

| Value | Label | Cases | Percentage |
|-------|--|-------|------------|
| 48 | Taiwan Folk Village (Changhua) | 0 | |
| 49 | Yunlin | 0 | |
| 50 | Chiayi | 3 | 0.1% |
| 51 | Mt. Ali (Alishan) | 5 | 0.1% |
| 52 | Tainan | 11 | 0.2% |
| 53 | Chihkan Tower, Old Fort of Anping (Fort Zeelandia) | 2 | 0.0% |
| 54 | Wu Shan Tou Reservoir | 0 | |
| 55 | Kaohsiung | 16 | 0.3% |
| 56 | Spring Autumn Pavilions in Zuoying | 2 | 0.0% |
| 57 | Chengching Lake | 6 | 0.1% |
| 58 | Foguangshan | 0 | |
| 59 | Pingtung | 3 | 0.1% |
| 60 | Kenting | 10 | 0.2% |
| 61 | Yilan | 6 | 0.1% |
| 62 | Tung Shan Science Area | 0 | |
| 63 | Chilan Forest Playground | 0 | |
| 64 | Mt. Taiping (Taipingshan) | 0 | |
| 65 | Wuling Farm | 0 | |
| 66 | Hualien | 24 | 0.5% |
| 67 | Taroko, Tienhsiang | 23 | 0.5% |
| 68 | The East Coast (Baxian Cave (Baxiandong), Shihtiping, Sansia | 0 | |
| 69 | Xiuguluan River Rafting Area | 0 | |
| 70 | Taitung | 13 | 0.3% |
| 71 | Jhihben | 0 | |
| 72 | Lanyu (Orchid Island) | 0 | |
| 73 | Lyudao (Green Island) | 0 | |
| 74 | Penghu | 1 | 0.0% |
| 75 | Penghu County | 0 | |
| 76 | Matsu | 0 | |
| 77 | Beitou | 13 | 0.3% |
| 78 | Jianguo Jade Market | 0 | |
| 79 | Temples | 36 | 0.7% |
| 80 | Shilin Night Market | 105 | 2.1% |
| 81 | Huaxi Street (Snake Alley) Night Market | 57 | 1.1% |
| 82 | Raohe Street Night Market | 6 | 0.1% |
| 83 | Sanyi Wood Sculpture Museum | 0 | |
| 84 | Office of the President Republic of China (Taiwan) | 2 | 0.0% |
| 85 | The Observatory of Shin Kong Life Tower | 6 | 0.1% |
| 86 | Chiang Kaishek's Shihlin Residence | 0 | |
| 87 | 228 Peace Memorial Park | 4 | 0.1% |
| 88 | Yuanshan | 3 | 0.1% |
| 89 | Taipei Matro Mall | 2 | 0.0% |
| 90 | Shenkeng | 2 | 0.0% |
| 91 | Shung Ye Museum of Formosan Aborigines (Taipei) | 0 | |
| 92 | Miniatures Museum of Taiwan (Taipei) | 0 | |

| # c2_5: C2. What scenic spots/place did you visit for this trip? Spot5 | | | |
|---|---|-------|------------|
| Value | Label | Cases | Percentage |
| 99 | Skip or not applicable | 1090 | 21.9% |
| Warning: these figures indicate the number of cases found in the data file. They cannot be interpreted as summary statistics of the population of interest. | | | |
| # c2_6: C2. What scenic spots/place did you visit for this trip? Spot6 | | | |
| Information | [Type= continuous] [Format=numeric] [Range= 0-99] [Missing=*] | | |
| Statistics [NW/ W] | [Valid=4984 /-] [Invalid=22 /-] | | |
| Value | Label | Cases | Percentage |
| 0 | No | 3155 | 63.3% |
| 1 | Taipei | 18 | 0.4% |
| 2 | Chiang Kaishek Memorial Hall | 22 | 0.4% |
| 3 | National Palace Museum | 25 | 0.5% |
| 4 | Night Markets | 32 | 0.6% |
| 5 | Long Shan Temple | 38 | 0.8% |
| 6 | Taipe Martyr's Shrine | 31 | 0.6% |
| 7 | The Lin Family Mans | 0 | |
| 8 | Mt. Yangming (Yangmingshan) | 36 | 0.7% |
| 9 | Taupei Confucius Temple, Dihua Street | 6 | 0.1% |
| 10 | Chinese Culture & Movie Center | 0 | |
| 11 | Wulai | 8 | 0.2% |
| 12 | National Taiwan College of Performing Arts | 1 | 0.0% |
| 13 | Fort San Domingo | 0 | |
| 14 | Linkou | 1 | 0.0% |
| 15 | Tienmu | 6 | 0.1% |
| 16 | The Estern Distristic of Taipei | 18 | 0.4% |
| 17 | Sun Yatsen Memorail Hall | 35 | 0.7% |
| 18 | Tamsui | 24 | 0.5% |
| 19 | Mucha Maokong | 1 | 0.0% |
| 20 | Taipei Zoo | 3 | 0.1% |
| 21 | Jou Fen | 56 | 1.1% |
| 22 | Xiemending | 68 | 1.4% |
| 23 | Keelung | 17 | 0.3% |
| 24 | Yehliu, Jinshan | 25 | 0.5% |
| 25 | Coastline park | 8 | 0.2% |
| 26 | Taoyuan | 4 | 0.1% |
| 27 | Shihmen Reservoir | 0 | |
| 28 | Window on China Theme Park | 4 | 0.1% |
| 29 | Hsinchu | 1 | 0.0% |
| 30 | Leofoo Village Theme Park | 23 | 0.5% |
| 31 | Miaoli | 0 | |
| 32 | Taichung | 10 | 0.2% |
| 33 | National Museum of Natural Science | 1 | 0.0% |
| 34 | Encore Garden | 1 | 0.0% |
| 35 | Dungshr Forest Farm | 0 | |
| 36 | Dasyueshan National Forest Recreation Area | 0 | |
| 37 | Taiwan Studio City | 0 | |

c2_6: C2. What scenic spots/place did you visit for this trip? Spot6

| Value | Label | Cases | Percentage |
|-------|--|-------|------------|
| 38 | Formosan Aboriginal Culture Village | 1 | 0.0% |
| 39 | Nantou | 2 | 0.0% |
| 40 | Sitou & Sun Link Sea Forest Recreation Area | 0 | |
| 41 | The Sunmoonlake Scenic Area | 2 | 0.0% |
| 42 | Cingjing Farm | 0 | |
| 43 | Wushe | 0 | |
| 44 | Mt. Hehuan (Hehuanshan) | 0 | |
| 45 | Yushan National Park | 0 | |
| 46 | Changhua | 0 | |
| 47 | Lugang | 2 | 0.0% |
| 48 | Taiwan Folk Village (Changhua) | 0 | |
| 49 | Yunlin | 0 | |
| 50 | Chiayi | 3 | 0.1% |
| 51 | Mt. Ali (Alishan) | 4 | 0.1% |
| 52 | Tainan | 4 | 0.1% |
| 53 | Chihkan Tower, Old Fort of Anping (Fort Zeelandia) | 3 | 0.1% |
| 54 | Wu Shan Tou Reservoir | 0 | |
| 55 | Kaohsiung | 8 | 0.2% |
| 56 | Spring Autumn Pavilions in Zuoying | 0 | |
| 57 | Chengching Lake | 3 | 0.1% |
| 58 | Foguangshan | 0 | |
| 59 | Pingtung | 2 | 0.0% |
| 60 | Kenting | 7 | 0.1% |
| 61 | Yilan | 3 | 0.1% |
| 62 | Tung Shan Science Area | 1 | 0.0% |
| 63 | Chilan Forest Playground | 1 | 0.0% |
| 64 | Mt. Taiping (Taipingshan) | 0 | |
| 65 | Wuling Farm | 0 | |
| 66 | Hualien | 7 | 0.1% |
| 67 | Taroko, Tienhsiang | 13 | 0.3% |
| 68 | The East Coast (Baxian Cave (Baxiandong), Shihtiping, Sansia | 1 | 0.0% |
| 69 | Xiuguluan River Rafting Area | 0 | |
| 70 | Taitung | 7 | 0.1% |
| 71 | Jhihben | 0 | |
| 72 | Lanyu (Orchid Island) | 0 | |
| 73 | Lyudao (Green Island) | 1 | 0.0% |
| 74 | Penghu | 0 | |
| 75 | Penghu County | 0 | |
| 76 | Matsu | 0 | |
| 77 | Beitou | 10 | 0.2% |
| 78 | Jianguo Jade Market | 0 | |
| 79 | Temples | 21 | 0.4% |
| 80 | Shilin Night Market | 66 | 1.3% |
| 81 | Huaxi Street (Snake Alley) Night Market | 34 | 0.7% |
| 82 | Raohe Street Night Market | 0 | |

| # c2_6: C2. What scenic spots/place did you visit for this trip? Spot6 | | | |
|---|---|-------|------------|
| Value | Label | Cases | Percentage |
| 83 | Sanyi Wood Sculpture Museum | 0 | |
| 84 | Office of the President Republic of China (Taiwan) | 2 | 0.0% |
| 85 | The Observatory of Shin Kong Life Tower | 3 | 0.1% |
| 86 | Chiang Kaishek's Shihlin Residence | 0 | |
| 87 | 228 Peace Memorial Park | 1 | 0.0% |
| 88 | Yuanshan | 1 | 0.0% |
| 89 | Taipei Matro Mall | 1 | 0.0% |
| 90 | Shenkeng | 1 | 0.0% |
| 91 | Shung Ye Museum of Formosan Aborigines (Taipei) | 0 | |
| 92 | Miniatures Museum of Taiwan (Taipei) | 1 | 0.0% |
| 99 | Skip or not aplicable | 1090 | 21.9% |
| Warning: these figures indicate the number of cases found in the data file. They cannot be interpreted as summary statistics of the population of interest. | | | |
| # c2_7: C2. What scenic spots/place did you visit for this trip? Spot7 | | | |
| Information | [Type= continuous] [Format=numeric] [Range= 0-99] [Missing=*] | | |
| Statistics [NW/ W] | [Valid=4984 /-] [Invalid=22 /-] | | |
| Value | Label | Cases | Percentage |
| 0 | No | 3384 | 67.9% |
| 1 | Taipei | 9 | 0.2% |
| 2 | Chiang Kaishek Memorial Hall | 6 | 0.1% |
| 3 | National Palace Museum | 8 | 0.2% |
| 4 | Night Markets | 18 | 0.4% |
| 5 | Long Shan Temple | 14 | 0.3% |
| 6 | Taipe Martyr's Shrine | 29 | 0.6% |
| 7 | The Lin Family Mans | 0 | |
| 8 | Mt. Yangming (Yangmingshan) | 20 | 0.4% |
| 9 | Taupei Confucius Temple, Dihua Street | 2 | 0.0% |
| 10 | Chinese Culture & Movie Center | 0 | |
| 11 | Wulai | 2 | 0.0% |
| 12 | National Taiwan College of Performing Arts | 0 | |
| 13 | Fort San Domingo | 2 | 0.0% |
| 14 | Linkou | 0 | |
| 15 | Tienmu | 3 | 0.1% |
| 16 | The Estern Distristic of Taipei | 12 | 0.2% |
| 17 | Sun Yatsen Memorail Hall | 16 | 0.3% |
| 18 | Tamsui | 17 | 0.3% |
| 19 | Mucha Maokong | 0 | |
| 20 | Taipei Zoo | 3 | 0.1% |
| 21 | Jou Fen | 51 | 1.0% |
| 22 | Xiemending | 47 | 0.9% |
| 23 | Keelung | 8 | 0.2% |
| 24 | Yehliu, Jinshan | 34 | 0.7% |
| 25 | Coastline park | 10 | 0.2% |
| 26 | Taoyuan | 5 | 0.1% |
| 27 | Shihmen Reservoir | 0 | |

c2_7: C2. What scenic spots/place did you visit for this trip? Spot7

| Value | Label | Cases | Percentage |
|-------|--|-------|------------|
| 28 | Window on China Theme Park | 4 | 0.1% |
| 29 | Hsinchu | 2 | 0.0% |
| 30 | Leofoo Village Theme Park | 40 | 0.8% |
| 31 | Miaoli | 0 | |
| 32 | Taichung | 3 | 0.1% |
| 33 | National Museum of Natural Science | 2 | 0.0% |
| 34 | Encore Garden | 0 | |
| 35 | Dungshr Forest Farm | 1 | 0.0% |
| 36 | Dasyueshan National Forest Recreation Area | 1 | 0.0% |
| 37 | Taiwan Studio City | 0 | |
| 38 | Formosan Aboriginal Culture Village | 2 | 0.0% |
| 39 | Nantou | 1 | 0.0% |
| 40 | Sitou & Sun Link Sea Forest Recreation Area | 0 | |
| 41 | The Sunmoonlake Scenic Area | 1 | 0.0% |
| 42 | Cingjing Farm | 0 | |
| 43 | Wushe | 0 | |
| 44 | Mt. Hehuan (Hehuanshan) | 0 | |
| 45 | Yushan National Park | 0 | |
| 46 | Changhua | 0 | |
| 47 | Lugang | 0 | |
| 48 | Taiwan Folk Village (Changhua) | 0 | |
| 49 | Yunlin | 1 | 0.0% |
| 50 | Chiayi | 0 | |
| 51 | Mt. Ali (Alishan) | 0 | |
| 52 | Tainan | 3 | 0.1% |
| 53 | Chihkan Tower, Old Fort of Anping (Fort Zeelandia) | 0 | |
| 54 | Wu Shan Tou Reservoir | 0 | |
| 55 | Kaohsiung | 6 | 0.1% |
| 56 | Spring Autumn Pavilions in Zuoying | 0 | |
| 57 | Chengching Lake | 2 | 0.0% |
| 58 | Foguangshan | 0 | |
| 59 | Pingtung | 0 | |
| 60 | Kenting | 3 | 0.1% |
| 61 | Yilan | 5 | 0.1% |
| 62 | Tung Shan Science Area | 0 | |
| 63 | Chilan Forest Playground | 0 | |
| 64 | Mt. Taiping (Taipingshan) | 1 | 0.0% |
| 65 | Wuling Farm | 0 | |
| 66 | Hualien | 6 | 0.1% |
| 67 | Taroko, Tienhsiang | 4 | 0.1% |
| 68 | The East Coast (Baxian Cave (Baxiandong), Shihtiping, Sansia | 0 | |
| 69 | Xiuguluan River Rafting Area | 0 | |
| 70 | Taitung | 3 | 0.1% |
| 71 | Jhihben | 0 | |
| 72 | Lanyu (Orchid Island) | 0 | |

c2_7: C2. What scenic spots/place did you visit for this trip? Spot7

| Value | Label | Cases | Percentage |
|-------|--|-------|------------|
| 73 | Lyudao (Green Island) | 1 | 0.0% |
| 74 | Penghu | 0 | |
| 75 | Penghu County | 0 | |
| 76 | Matsu | 0 | |
| 77 | Beitou | 9 | 0.2% |
| 78 | Jianguo Jade Market | 0 | |
| 79 | Temples | 16 | 0.3% |
| 80 | Shilin Night Market | 34 | 0.7% |
| 81 | Huaxi Street (Snake Alley) Night Market | 29 | 0.6% |
| 82 | Raohe Street Night Market | 1 | 0.0% |
| 83 | Sanyi Wood Sculpture Museum | 0 | |
| 84 | Office of the President Republic of China (Taiwan) | 1 | 0.0% |
| 85 | The Observatory of Shin Kong Life Tower | 4 | 0.1% |
| 86 | Chiang Kaishek's Shihlin Residence | 1 | 0.0% |
| 87 | 228 Peace Memorial Park | 0 | |
| 88 | Yuanshan | 1 | 0.0% |
| 89 | Taipei Matro Mall | 0 | |
| 90 | Shenkeng | 3 | 0.1% |
| 91 | Shung Ye Museum of Formosan Aborigines (Taipei) | 0 | |
| 92 | Miniatures Museum of Taiwan (Taipei) | 1 | 0.0% |
| 99 | Skip or not aplicable | 1092 | 21.9% |

Warning: these figures indicate the number of cases found in the data file. They cannot be interpreted as summary statistics of the population of interest.

c2_8: C2. What scenic spots/place did you visit for this trip? Spot8

| | |
|--------------------|---|
| Information | [Type= continuous] [Format=numeric] [Range= 0-99] [Missing=*] |
| Statistics [NW/ W] | [Valid=4984 /-] [Invalid=22 /-] |

| Value | Label | Cases | Percentage |
|-------|--|-------|------------|
| 0 | No | 3499 | 70.2% |
| 1 | Taipei | 4 | 0.1% |
| 2 | Chiang Kaishek Memorial Hall | 3 | 0.1% |
| 3 | National Palace Museum | 6 | 0.1% |
| 4 | Night Markets | 17 | 0.3% |
| 5 | Long Shan Temple | 9 | 0.2% |
| 6 | Taipe Martyr's Shrine | 14 | 0.3% |
| 7 | The Lin Family Mans | 0 | |
| 8 | Mt. Yangming (Yangmingshan) | 15 | 0.3% |
| 9 | Taupei Confucius Temple, Dihua Street | 3 | 0.1% |
| 10 | Chinese Culture & Movie Center | 0 | |
| 11 | Wulai | 6 | 0.1% |
| 12 | National Taiwan College of Performing Arts | 0 | |
| 13 | Fort San Domingo | 0 | |
| 14 | Linkou | 0 | |
| 15 | Tienmu | 0 | |
| 16 | The Estern Distristic of Taipei | 11 | 0.2% |
| 17 | Sun Yatsen Memorail Hall | 13 | 0.3% |

c2_8: C2. What scenic spots/place did you visit for this trip? Spot8

| Value | Label | Cases | Percentage |
|-------|--|-------|------------|
| 18 | Tamsui | 12 | 0.2% |
| 19 | Mucha Maokong | 0 | |
| 20 | Taipei Zoo | 3 | 0.1% |
| 21 | Jou Fen | 16 | 0.3% |
| 22 | Xiemending | 41 | 0.8% |
| 23 | Keelung | 8 | 0.2% |
| 24 | Yehliu, Jinshan | 33 | 0.7% |
| 25 | Coastline park | 12 | 0.2% |
| 26 | Taoyuan | 6 | 0.1% |
| 27 | Shihmen Reservoir | 0 | |
| 28 | Window on China Theme Park | 2 | 0.0% |
| 29 | Hsinchu | 1 | 0.0% |
| 30 | Leofoo Village Theme Park | 40 | 0.8% |
| 31 | Miaoli | 1 | 0.0% |
| 32 | Taichung | 4 | 0.1% |
| 33 | National Museum of Natural Science | 0 | |
| 34 | Encore Garden | 0 | |
| 35 | Dungshr Forest Farm | 0 | |
| 36 | Dasyueshan National Forest Recreation Area | 0 | |
| 37 | Taiwan Studio City | 0 | |
| 38 | Formosan Aboriginal Culture Village | 0 | |
| 39 | Nantou | 2 | 0.0% |
| 40 | Sitou & Sun Link Sea Forest Recreation Area | 0 | |
| 41 | The Sunmoonlake Scenic Area | 0 | |
| 42 | Cingjing Farm | 0 | |
| 43 | Wushe | 0 | |
| 44 | Mt. Hehuan (Hehuanshan) | 0 | |
| 45 | Yushan National Park | 1 | 0.0% |
| 46 | Changhua | 0 | |
| 47 | Lugang | 1 | 0.0% |
| 48 | Taiwan Folk Village (Changhua) | 0 | |
| 49 | Yunlin | 0 | |
| 50 | Chiayi | 0 | |
| 51 | Mt. Ali (Alishan) | 1 | 0.0% |
| 52 | Tainan | 2 | 0.0% |
| 53 | Chihkan Tower, Old Fort of Anping (Fort Zeelandia) | 0 | |
| 54 | Wu Shan Tou Reservoir | 0 | |
| 55 | Kaohsiung | 4 | 0.1% |
| 56 | Spring Autumn Pavilions in Zuoying | 0 | |
| 57 | Chengching Lake | 0 | |
| 58 | Foguangshan | 0 | |
| 59 | Pingtung | 1 | 0.0% |
| 60 | Kenting | 1 | 0.0% |
| 61 | Yilan | 0 | |
| 62 | Tung Shan Science Area | 1 | 0.0% |

| # c2_8: C2. What scenic spots/place did you visit for this trip? Spot8 | | | |
|---|---|-------|------------|
| Value | Label | Cases | Percentage |
| 63 | Chilan Forest Playground | 0 | |
| 64 | Mt. Taiping (Taipingshan) | 0 | |
| 65 | Wuling Farm | 0 | |
| 66 | Hualien | 3 | 0.1% |
| 67 | Taroko, Tienhsiang | 6 | 0.1% |
| 68 | The East Coast (Baxian Cave (Baxiandong), Shihtiping, Sansia | 0 | |
| 69 | Xiuguluan River Rafting Area | 0 | |
| 70 | Taitung | 1 | 0.0% |
| 71 | Jhihben | 0 | |
| 72 | Lanyu (Orchid Island) | 1 | 0.0% |
| 73 | Lyudao (Green Island) | 0 | |
| 74 | Penghu | 0 | |
| 75 | Penghu County | 0 | |
| 76 | Matsu | 0 | |
| 77 | Beitou | 9 | 0.2% |
| 78 | Jianguo Jade Market | 1 | 0.0% |
| 79 | Temples | 11 | 0.2% |
| 80 | Shilin Night Market | 38 | 0.8% |
| 81 | Huaxi Street (Snake Alley) Night Market | 19 | 0.4% |
| 82 | Raohe Street Night Market | 1 | 0.0% |
| 83 | Sanyi Wood Sculpture Museum | 0 | |
| 84 | Office of the President Republic of China (Taiwan) | 1 | 0.0% |
| 85 | The Observatory of Shin Kong Life Tower | 1 | 0.0% |
| 86 | Chiang Kaishek's Shihlin Residence | 0 | |
| 87 | 228 Peace Memorial Park | 1 | 0.0% |
| 88 | Yuanshan | 4 | 0.1% |
| 89 | Taipei Matro Mall | 0 | |
| 90 | Shenkeng | 2 | 0.0% |
| 91 | Shung Ye Museum of Formosan Aborigines (Taipei) | 0 | |
| 92 | Miniatures Museum of Taiwan (Taipei) | 0 | |
| 99 | Skip or not applicable | 1092 | 21.9% |
| Warning: these figures indicate the number of cases found in the data file. They cannot be interpreted as summary statistics of the population of interest. | | | |
| # c2_9: C2. What scenic spots/place did you visit for this trip? Spot9 | | | |
| Information | [Type= continuous] [Format=numeric] [Range= 0-99] [Missing=*] | | |
| Statistics [NW/ W] | [Valid=4984 /-] [Invalid=22 /-] | | |
| Value | Label | Cases | Percentage |
| 0 | No | 3613 | 72.5% |
| 1 | Taipei | 5 | 0.1% |
| 2 | Chiang Kaishek Memorial Hall | 0 | |
| 3 | National Palace Museum | 1 | 0.0% |
| 4 | Night Markets | 8 | 0.2% |
| 5 | Long Shan Temple | 5 | 0.1% |
| 6 | Taipe Martyr's Shrine | 11 | 0.2% |
| 7 | The Lin Family Mans | 0 | |

c2_9: C2. What scenic spots/place did you visit for this trip? Spot9

| Value | Label | Cases | Percentage |
|-------|---|-------|------------|
| 8 | Mt. Yangming (Yangmingshan) | 9 | 0.2% |
| 9 | Taupei Confucius Temple, Dihua Street | 0 | |
| 10 | Chinese Culture & Movie Center | 0 | |
| 11 | Wulai | 3 | 0.1% |
| 12 | National Taiwan College of Performing Arts | 0 | |
| 13 | Fort San Domingo | 0 | |
| 14 | Linkou | 0 | |
| 15 | Tienmu | 0 | |
| 16 | The Estern Distristic of Taipei | 11 | 0.2% |
| 17 | Sun Yatsen Memorail Hall | 14 | 0.3% |
| 18 | Tamsui | 5 | 0.1% |
| 19 | Mucha Maokong | 1 | 0.0% |
| 20 | Taipei Zoo | 1 | 0.0% |
| 21 | Jou Fen | 3 | 0.1% |
| 22 | Xiemending | 17 | 0.3% |
| 23 | Keelung | 6 | 0.1% |
| 24 | Yehliu, Jinshan | 27 | 0.5% |
| 25 | Coastline park | 14 | 0.3% |
| 26 | Taoyuan | 5 | 0.1% |
| 27 | Shihmen Reservoir | 0 | |
| 28 | Window on China Theme Park | 0 | |
| 29 | Hsinchu | 1 | 0.0% |
| 30 | Leofoo Village Theme Park | 27 | 0.5% |
| 31 | Miaoli | 0 | |
| 32 | Taichung | 5 | 0.1% |
| 33 | National Museum of Natural Science | 0 | |
| 34 | Encore Garden | 0 | |
| 35 | Dungshr Forest Farm | 0 | |
| 36 | Dasyueshan National Forest Recreation Area | 0 | |
| 37 | Taiwan Studio City | 0 | |
| 38 | Formosan Aboriginal Culture Village | 0 | |
| 39 | Nantou | 0 | |
| 40 | Sitou & Sun Link Sea Forest Recreation Area | 0 | |
| 41 | The Sunmoonlake Scenic Area | 2 | 0.0% |
| 42 | Cingjing Farm | 0 | |
| 43 | Wushe | 0 | |
| 44 | Mt. Hehuan (Hehuanshan) | 0 | |
| 45 | Yushan National Park | 0 | |
| 46 | Changhua | 1 | 0.0% |
| 47 | Lugang | 0 | |
| 48 | Taiwan Folk Village (Changhua) | 0 | |
| 49 | Yunlin | 0 | |
| 50 | Chiayi | 0 | |
| 51 | Mt. Ali (Alishan) | 0 | |
| 52 | Tainan | 0 | |

| # c2_9: C2. What scenic spots/place did you visit for this trip? Spot9 | | | |
|---|---|-------|------------|
| Value | Label | Cases | Percentage |
| 53 | Chihkan Tower, Old Fort of Anping (Fort Zeelandia) | 0 | |
| 54 | Wu Shan Tou Reservoir | 0 | |
| 55 | Kaohsiung | 0 | |
| 56 | Spring Autumn Pavilions in Zuoying | 0 | |
| 57 | Chengching Lake | 0 | |
| 58 | Foguangshan | 0 | |
| 59 | Pingtung | 0 | |
| 60 | Kenting | 3 | 0.1% |
| 61 | Yilan | 1 | 0.0% |
| 62 | Tung Shan Science Area | 0 | |
| 63 | Chilan Forest Playground | 0 | |
| 64 | Mt. Taiping (Taipingshan) | 0 | |
| 65 | Wuling Farm | 0 | |
| 66 | Hualien | 1 | 0.0% |
| 67 | Taroko, Tienhsiang | 5 | 0.1% |
| 68 | The East Coast (Baxian Cave (Baxiandong), Shihtiping, Sansia | 0 | |
| 69 | Xiuguluan River Rafting Area | 0 | |
| 70 | Taitung | 2 | 0.0% |
| 71 | Jhihben | 0 | |
| 72 | Lanyu (Orchid Island) | 0 | |
| 73 | Lyudao (Green Island) | 1 | 0.0% |
| 74 | Penghu | 0 | |
| 75 | Penghu County | 0 | |
| 76 | Matsu | 0 | |
| 77 | Beitou | 6 | 0.1% |
| 78 | Jianguo Jade Market | 3 | 0.1% |
| 79 | Temples | 9 | 0.2% |
| 80 | Shilin Night Market | 35 | 0.7% |
| 81 | Huaxi Street (Snake Alley) Night Market | 20 | 0.4% |
| 82 | Raohe Street Night Market | 0 | |
| 83 | Sanyi Wood Sculpture Museum | 0 | |
| 84 | Office of the President Republic of China (Taiwan) | 1 | 0.0% |
| 85 | The Observatory of Shin Kong Life Tower | 1 | 0.0% |
| 86 | Chiang Kaishek's Shihlin Residence | 0 | |
| 87 | 228 Peace Memorial Park | 1 | 0.0% |
| 88 | Yuanshan | 4 | 0.1% |
| 89 | Taipei Matro Mall | 1 | 0.0% |
| 90 | Shenkeng | 1 | 0.0% |
| 91 | Shung Ye Museum of Formosan Aborigines (Taipei) | 0 | |
| 92 | Miniatures Museum of Taiwan (Taipei) | 0 | |
| 99 | Skip or not applicable | 1094 | 22.0% |
| Warning: these figures indicate the number of cases found in the data file. They cannot be interpreted as summary statistics of the population of interest. | | | |
| # c2_10: C2. What scenic spots/place did you visit for this trip? Spot10 | | | |
| Information | [Type= continuous] [Format=numeric] [Range= 0-99] [Missing=*] | | |
| Statistics [NW/ W] | [Valid=4984 /-] [Invalid=22 /-] | | |

c2_10: C2. What scenic spots/place did you visit for this trip? Spot10

| Value | Label | Cases | Percentage |
|-------|---|-------|------------|
| 0 | No | 3711 | 74.5% |
| 1 | Taipei | 1 | 0.0% |
| 2 | Chiang Kaishek Memorial Hall | 0 | |
| 3 | National Palace Museum | 0 | |
| 4 | Night Markets | 3 | 0.1% |
| 5 | Long Shan Temple | 4 | 0.1% |
| 6 | Taipe Martyr's Shrine | 3 | 0.1% |
| 7 | The Lin Family Mans | 0 | |
| 8 | Mt. Yangming (Yangmingshan) | 9 | 0.2% |
| 9 | Taupei Confucius Temple, Dihua Street | 1 | 0.0% |
| 10 | Chinese Culture & Movie Center | 1 | 0.0% |
| 11 | Wulai | 0 | |
| 12 | National Taiwan College of Performing Arts | 0 | |
| 13 | Fort San Domingo | 0 | |
| 14 | Linkou | 0 | |
| 15 | Tienmu | 0 | |
| 16 | The Estern Distristic of Taipei | 8 | 0.2% |
| 17 | Sun Yatsen Memorail Hall | 3 | 0.1% |
| 18 | Tamsui | 7 | 0.1% |
| 19 | Mucha Maokong | 0 | |
| 20 | Taipei Zoo | 1 | 0.0% |
| 21 | Jou Fen | 6 | 0.1% |
| 22 | Xiemending | 5 | 0.1% |
| 23 | Keelung | 3 | 0.1% |
| 24 | Yehliu, Jinshan | 15 | 0.3% |
| 25 | Coastline park | 6 | 0.1% |
| 26 | Taoyuan | 6 | 0.1% |
| 27 | Shihmen Reservoir | 0 | |
| 28 | Window on China Theme Park | 0 | |
| 29 | Hsinchu | 0 | |
| 30 | Leofoo Village Theme Park | 15 | 0.3% |
| 31 | Miaoli | 0 | |
| 32 | Taichung | 1 | 0.0% |
| 33 | National Museum of Natural Science | 0 | |
| 34 | Encore Garden | 0 | |
| 35 | Dungshr Forest Farm | 0 | |
| 36 | Dasyueshan National Forest Recreation Area | 0 | |
| 37 | Taiwan Studio City | 0 | |
| 38 | Formosan Aboriginal Culture Village | 0 | |
| 39 | Nantou | 0 | |
| 40 | Sitou & Sun Link Sea Forest Recreation Area | 0 | |
| 41 | The Sunmoonlake Scenic Area | 2 | 0.0% |
| 42 | Cingjing Farm | 0 | |
| 43 | Wushe | 0 | |
| 44 | Mt. Hehuan (Hehuanshan) | 0 | |

c2_10: C2. What scenic spots/place did you visit for this trip? Spot10

| Value | Label | Cases | Percentage |
|-------|--|-------|------------|
| 45 | Yushan National Park | 0 | |
| 46 | Changhua | 1 | 0.0% |
| 47 | Lugang | 1 | 0.0% |
| 48 | Taiwan Folk Village (Changhua) | 0 | |
| 49 | Yunlin | 0 | |
| 50 | Chiayi | 0 | |
| 51 | Mt. Ali (Alishan) | 0 | |
| 52 | Tainan | 2 | 0.0% |
| 53 | Chihkan Tower, Old Fort of Anping (Fort Zeelandia) | 0 | |
| 54 | Wu Shan Tou Reservoir | 0 | |
| 55 | Kaohsiung | 1 | 0.0% |
| 56 | Spring Autumn Pavilions in Zuoying | 0 | |
| 57 | Chengching Lake | 0 | |
| 58 | Foguangshan | 0 | |
| 59 | Pingtung | 0 | |
| 60 | Kenting | 0 | |
| 61 | Yilan | 0 | |
| 62 | Tung Shan Science Area | 0 | |
| 63 | Chilan Forest Playground | 0 | |
| 64 | Mt. Taiping (Taipingshan) | 0 | |
| 65 | Wuling Farm | 0 | |
| 66 | Hualien | 3 | 0.1% |
| 67 | Taroko, Tienhsiang | 1 | 0.0% |
| 68 | The East Coast (Baxian Cave (Baxiandong), Shihtiping, Sansia | 1 | 0.0% |
| 69 | Xiuguluan River Rafting Area | 0 | |
| 70 | Taitung | 1 | 0.0% |
| 71 | Jhibben | 0 | |
| 72 | Lanyu (Orchid Island) | 0 | |
| 73 | Lyudao (Green Island) | 0 | |
| 74 | Penghu | 0 | |
| 75 | Penghu County | 0 | |
| 76 | Matsu | 0 | |
| 77 | Beitou | 8 | 0.2% |
| 78 | Jianguo Jade Market | 1 | 0.0% |
| 79 | Temples | 3 | 0.1% |
| 80 | Shilin Night Market | 25 | 0.5% |
| 81 | Huaxi Street (Snake Alley) Night Market | 20 | 0.4% |
| 82 | Raohe Street Night Market | 1 | 0.0% |
| 83 | Sanyi Wood Sculpture Museum | 0 | |
| 84 | Office of the President Republic of China (Taiwan) | 0 | |
| 85 | The Observatory of Shin Kong Life Tower | 3 | 0.1% |
| 86 | Chiang Kaishek's Shihlin Residence | 0 | |
| 87 | 228 Peace Memorial Park | 1 | 0.0% |
| 88 | Yuanshan | 4 | 0.1% |
| 89 | Taipei Matro Mall | 0 | |

| # c2_10: C2. What scenic spots/place did you visit for this trip? Spot10 | | | |
|---|---|-------|------------|
| Value | Label | Cases | Percentage |
| 90 | Shenkeng | 1 | 0.0% |
| 91 | Shung Ye Museum of Formosan Aborigines (Taipei) | 0 | |
| 92 | Miniatures Museum of Taiwan (Taipei) | 1 | 0.0% |
| 99 | Skip or not applicable | 1094 | 22.0% |
| Warning: these figures indicate the number of cases found in the data file. They cannot be interpreted as summary statistics of the population of interest. | | | |
| # c2_11: C2. What scenic spots/place did you visit for this trip? Spot11 | | | |
| Information | [Type= continuous] [Format=numeric] [Range= 0-99] [Missing=*] | | |
| Statistics [NW/ W] | [Valid=4984 /-] [Invalid=22 /-] | | |
| Value | Label | Cases | Percentage |
| 0 | No | 3798 | 76.2% |
| 1 | Taipei | 1 | 0.0% |
| 2 | Chiang Kaishek Memorial Hall | 0 | |
| 3 | National Palace Museum | 0 | |
| 4 | Night Markets | 3 | 0.1% |
| 5 | Long Shan Temple | 2 | 0.0% |
| 6 | Taipe Martyr's Shrine | 3 | 0.1% |
| 7 | The Lin Family Mans | 0 | |
| 8 | Mt. Yangming (Yangmingshan) | 1 | 0.0% |
| 9 | Taupei Confucius Temple, Dihua Street | 0 | |
| 10 | Chinese Culture & Movie Center | 0 | |
| 11 | Wulai | 0 | |
| 12 | National Taiwan College of Performing Arts | 0 | |
| 13 | Fort San Domingo | 0 | |
| 14 | Linkou | 0 | |
| 15 | Tienmu | 0 | |
| 16 | The Estern Distristic of Taipei | 4 | 0.1% |
| 17 | Sun Yatsen Memorail Hall | 2 | 0.0% |
| 18 | Tamsui | 1 | 0.0% |
| 19 | Mucha Maokong | 0 | |
| 20 | Taipei Zoo | 0 | |
| 21 | Jou Fen | 4 | 0.1% |
| 22 | Xiemending | 6 | 0.1% |
| 23 | Keelung | 2 | 0.0% |
| 24 | Yehliu, Jinshan | 3 | 0.1% |
| 25 | Coastline park | 5 | 0.1% |
| 26 | Taoyuan | 3 | 0.1% |
| 27 | Shihmen Reservoir | 0 | |
| 28 | Window on China Theme Park | 1 | 0.0% |
| 29 | Hsinchu | 0 | |
| 30 | Leofoo Village Theme Park | 6 | 0.1% |
| 31 | Miaoli | 1 | 0.0% |
| 32 | Taichung | 0 | |
| 33 | National Museum of Natural Science | 0 | |
| 34 | Encore Garden | 0 | |

c2_11: C2. What scenic spots/place did you visit for this trip? Spot11

| Value | Label | Cases | Percentage |
|-------|--|-------|------------|
| 35 | Dungshr Forest Farm | 0 | |
| 36 | Dasyueshan National Forest Recreation Area | 0 | |
| 37 | Taiwan Studio City | 0 | |
| 38 | Formosan Aboriginal Culture Village | 0 | |
| 39 | Nantou | 0 | |
| 40 | Sitou & Sun Link Sea Forest Recreation Area | 0 | |
| 41 | The Sunmoonlake Scenic Area | 1 | 0.0% |
| 42 | Cingjing Farm | 0 | |
| 43 | Wushe | 0 | |
| 44 | Mt. Hehuan (Hehuanshan) | 0 | |
| 45 | Yushan National Park | 0 | |
| 46 | Changhua | 0 | |
| 47 | Lugang | 0 | |
| 48 | Taiwan Folk Village (Changhua) | 0 | |
| 49 | Yunlin | 0 | |
| 50 | Chiayi | 0 | |
| 51 | Mt. Ali (Alishan) | 1 | 0.0% |
| 52 | Tainan | 1 | 0.0% |
| 53 | Chihkan Tower, Old Fort of Anping (Fort Zeelandia) | 0 | |
| 54 | Wu Shan Tou Reservoir | 0 | |
| 55 | Kaohsiung | 1 | 0.0% |
| 56 | Spring Autumn Pavilions in Zuoying | 0 | |
| 57 | Chengching Lake | 0 | |
| 58 | Foguangshan | 0 | |
| 59 | Pingtung | 0 | |
| 60 | Kenting | 0 | |
| 61 | Yilan | 0 | |
| 62 | Tung Shan Science Area | 0 | |
| 63 | Chilan Forest Playground | 0 | |
| 64 | Mt. Taiping (Taipingshan) | 0 | |
| 65 | Wuling Farm | 0 | |
| 66 | Hualien | 0 | |
| 67 | Taroko, Tienhsiang | 2 | 0.0% |
| 68 | The East Coast (Baxian Cave (Baxiandong), Shihtiping, Sansia | 0 | |
| 69 | Xiuguluan River Rafting Area | 0 | |
| 70 | Taitung | 0 | |
| 71 | Jhihben | 0 | |
| 72 | Lanyu (Orchid Island) | 0 | |
| 73 | Lyudao (Green Island) | 1 | 0.0% |
| 74 | Penghu | 0 | |
| 75 | Penghu County | 0 | |
| 76 | Matsu | 0 | |
| 77 | Beitou | 4 | 0.1% |
| 78 | Jianguo Jade Market | 1 | 0.0% |
| 79 | Temples | 0 | |

c2_11: C2. What scenic spots/place did you visit for this trip? Spot11

| Value | Label | Cases | Percentage |
|-------|--|-------|------------|
| 80 | Shilin Night Market | 8 | 0.2% |
| 81 | Huaxi Street (Snake Alley) Night Market | 15 | 0.3% |
| 82 | Raohe Street Night Market | 1 | 0.0% |
| 83 | Sanyi Wood Sculpture Museum | 0 | |
| 84 | Office of the President Republic of China (Taiwan) | 1 | 0.0% |
| 85 | The Observatory of Shin Kong Life Tower | 1 | 0.0% |
| 86 | Chiang Kaishek's Shihlin Residence | 0 | |
| 87 | 228 Peace Memorial Park | 0 | |
| 88 | Yuanshan | 1 | 0.0% |
| 89 | Taipei Matro Mall | 0 | |
| 90 | Shenkeng | 1 | 0.0% |
| 91 | Shung Ye Museum of Formosan Aborigines (Taipei) | 0 | |
| 92 | Miniatures Museum of Taiwan (Taipei) | 0 | |
| 99 | Skip or not aplicable | 1098 | 22.0% |

Warning: these figures indicate the number of cases found in the data file. They cannot be interpreted as summary statistics of the population of interest.

c2_12: C2. What scenic spots/place did you visit for this trip? Spot12

| | |
|--------------------|---|
| Information | [Type= discrete] [Format=numeric] [Range= 0-99] [Missing=*] |
| Statistics [NW/ W] | [Valid=4984 /-] [Invalid=22 /-] |

| Value | Label | Cases | Percentage |
|-------|--|-------|------------|
| 0 | No | 3848 | 77.2% |
| 1 | Taipei | 0 | |
| 2 | Chiang Kaishek Memorial Hall | 0 | |
| 3 | National Palace Museum | 0 | |
| 4 | Night Markets | 0 | |
| 5 | Long Shan Temple | 0 | |
| 6 | Taipe Martyr's Shrine | 2 | 0.0% |
| 7 | The Lin Family Mans | 0 | |
| 8 | Mt. Yangming (Yangmingshan) | 0 | |
| 9 | Taupei Confucius Temple, Dihua Street | 0 | |
| 10 | Chinese Culture & Movie Center | 0 | |
| 11 | Wulai | 0 | |
| 12 | National Taiwan College of Performing Arts | 0 | |
| 13 | Fort San Domingo | 0 | |
| 14 | Linkou | 0 | |
| 15 | Tienmu | 0 | |
| 16 | The Estern Distristic of Taipei | 0 | |
| 17 | Sun Yatsen Memorail Hall | 0 | |
| 18 | Tamsui | 0 | |
| 19 | Mucha Maokong | 0 | |
| 20 | Taipei Zoo | 2 | 0.0% |
| 21 | Jou Fen | 0 | |
| 22 | Xiemending | 2 | 0.0% |
| 23 | Keelung | 2 | 0.0% |
| 24 | Yehliu, Jinshan | 1 | 0.0% |

c2_12: C2. What scenic spots/place did you visit for this trip? Spot12

| Value | Label | Cases | Percentage |
|-------|--|-------|------------|
| 25 | Coastline park | 2 | 0.0% |
| 26 | Taoyuan | 2 | 0.0% |
| 27 | Shihmen Reservoir | 1 | 0.0% |
| 28 | Window on China Theme Park | 1 | 0.0% |
| 29 | Hsinchu | 0 | |
| 30 | Leofoo Village Theme Park | 4 | 0.1% |
| 31 | Miaoli | 0 | |
| 32 | Taichung | 0 | |
| 33 | National Museum of Natural Science | 0 | |
| 34 | Encore Garden | 0 | |
| 35 | Dungshr Forest Farm | 0 | |
| 36 | Dasyueshan National Forest Recreation Area | 0 | |
| 37 | Taiwan Studio City | 0 | |
| 38 | Formosan Aboriginal Culture Village | 0 | |
| 39 | Nantou | 1 | 0.0% |
| 40 | Sitou & Sun Link Sea Forest Recreation Area | 0 | |
| 41 | The Sunmoonlake Scenic Area | 2 | 0.0% |
| 42 | Cingjing Farm | 0 | |
| 43 | Wushe | 0 | |
| 44 | Mt. Hehuan (Hehuanshan) | 0 | |
| 45 | Yushan National Park | 0 | |
| 46 | Changhua | 0 | |
| 47 | Lugang | 0 | |
| 48 | Taiwan Folk Village (Changhua) | 0 | |
| 49 | Yunlin | 0 | |
| 50 | Chiayi | 0 | |
| 51 | Mt. Ali (Alishan) | 0 | |
| 52 | Tainan | 0 | |
| 53 | Chihkan Tower, Old Fort of Anping (Fort Zeelandia) | 0 | |
| 54 | Wu Shan Tou Reservoir | 0 | |
| 55 | Kaohsiung | 0 | |
| 56 | Spring Autumn Pavilions in Zuoying | 0 | |
| 57 | Chengching Lake | 0 | |
| 58 | Foguangshan | 0 | |
| 59 | Pingtung | 0 | |
| 60 | Kenting | 0 | |
| 61 | Yilan | 0 | |
| 62 | Tung Shan Science Area | 0 | |
| 63 | Chilan Forest Playground | 0 | |
| 64 | Mt. Taiping (Taipingshan) | 0 | |
| 65 | Wuling Farm | 0 | |
| 66 | Hualien | 0 | |
| 67 | Taroko, Tienhsiang | 0 | |
| 68 | The East Coast (Baxian Cave (Baxiandong), Shihtiping, Sansia | 1 | 0.0% |
| 69 | Xiuguluan River Rafting Area | 0 | |

| # c2_12: C2. What scenic spots/place did you visit for this trip? Spot12 | | | |
|---|---|-------|------------|
| Value | Label | Cases | Percentage |
| 70 | Taitung | 0 | |
| 71 | Jhihben | 0 | |
| 72 | Lanyu (Orchid Island) | 0 | |
| 73 | Lyudao (Green Island) | 0 | |
| 74 | Penghu | 0 | |
| 75 | Penghu County | 0 | |
| 76 | Matsu | 0 | |
| 77 | Beitou | 2 | 0.0% |
| 78 | Jianguo Jade Market | 0 | |
| 79 | Temples | 1 | 0.0% |
| 80 | Shilin Night Market | 5 | 0.1% |
| 81 | Huaxi Street (Snake Alley) Night Market | 3 | 0.1% |
| 82 | Raohe Street Night Market | 0 | |
| 83 | Sanyi Wood Sculpture Museum | 0 | |
| 84 | Office of the President Republic of China (Taiwan) | 1 | 0.0% |
| 85 | The Observatory of Shin Kong Life Tower | 0 | |
| 86 | Chiang Kaishek's Shihlin Residence | 0 | |
| 87 | 228 Peace Memorial Park | 0 | |
| 88 | Yuanshan | 2 | 0.0% |
| 89 | Taipei Matro Mall | 0 | |
| 90 | Shenkeng | 0 | |
| 91 | Shung Ye Museum of Formosan Aborigines (Taipei) | 0 | |
| 92 | Miniatures Museum of Taiwan (Taipei) | 1 | 0.0% |
| 99 | Skip or not aplicable | 1098 | 22.0% |
| Sysmiss | | 22 | |
| Warning: these figures indicate the number of cases found in the data file. They cannot be interpreted as summary statistics of the population of interest. | | | |
| # c2_13: C2. What scenic spots/place did you visit for this trip? Spot13 | | | |
| Information | [Type= discrete] [Format=numeric] [Range= 0-99] [Missing=*] | | |
| Statistics [NW/ W] | [Valid=4984 /-] [Invalid=22 /-] | | |
| Value | Label | Cases | Percentage |
| 0 | No | 3864 | 77.5% |
| 1 | Taipei | 0 | |
| 2 | Chiang Kaishek Memorial Hall | 0 | |
| 3 | National Palace Museum | 0 | |
| 4 | Night Markets | 1 | 0.0% |
| 5 | Long Shan Temple | 0 | |
| 6 | Taipe Martyr's Shrine | 0 | |
| 7 | The Lin Family Mans | 0 | |
| 8 | Mt. Yangming (Yangmingshan) | 1 | 0.0% |
| 9 | Taupei Confucius Temple, Dihua Street | 0 | |
| 10 | Chinese Culture & Movie Center | 0 | |
| 11 | Wulai | 0 | |
| 12 | National Taiwan College of Performing Arts | 0 | |
| 13 | Fort San Domingo | 0 | |

c2_13: C2. What scenic spots/place did you visit for this trip? Spot13

| Value | Label | Cases | Percentage |
|-------|--|-------|------------|
| 14 | Linkou | 0 | |
| 15 | Tienmu | 1 | 0.0% |
| 16 | The Estern Distristic of Taipei | 1 | 0.0% |
| 17 | Sun Yatsen Memorail Hall | 1 | 0.0% |
| 18 | Tamsui | 0 | |
| 19 | Mucha Maokong | 0 | |
| 20 | Taipei Zoo | 0 | |
| 21 | Jou Fen | 0 | |
| 22 | Xiemending | 0 | |
| 23 | Keelung | 0 | |
| 24 | Yehliu, Jinshan | 3 | 0.1% |
| 25 | Coastline park | 1 | 0.0% |
| 26 | Taoyuan | 1 | 0.0% |
| 27 | Shihmen Reservoir | 0 | |
| 28 | Window on China Theme Park | 0 | |
| 29 | Hsinchu | 0 | |
| 30 | Leofoo Village Theme Park | 3 | 0.1% |
| 31 | Miaoli | 0 | |
| 32 | Taichung | 0 | |
| 33 | National Museum of Natural Science | 0 | |
| 34 | Encore Garden | 0 | |
| 35 | Dungshr Forest Farm | 0 | |
| 36 | Dasyueshan National Forest Recreation Area | 0 | |
| 37 | Taiwan Studio City | 0 | |
| 38 | Formosan Aboriginal Culture Village | 1 | 0.0% |
| 39 | Nantou | 1 | 0.0% |
| 40 | Sitou & Sun Link Sea Forest Recreation Area | 0 | |
| 41 | The Sunmoonlake Scenic Area | 0 | |
| 42 | Cingjing Farm | 0 | |
| 43 | Wushe | 0 | |
| 44 | Mt. Hehuan (Hehuanshan) | 0 | |
| 45 | Yushan National Park | 0 | |
| 46 | Changhua | 0 | |
| 47 | Lugang | 0 | |
| 48 | Taiwan Folk Village (Changhua) | 0 | |
| 49 | Yunlin | 0 | |
| 50 | Chiayi | 0 | |
| 51 | Mt. Ali (Alishan) | 0 | |
| 52 | Tainan | 0 | |
| 53 | Chihkan Tower, Old Fort of Anping (Fort Zeelandia) | 0 | |
| 54 | Wu Shan Tou Reservoir | 0 | |
| 55 | Kaohsiung | 1 | 0.0% |
| 56 | Spring Autumn Pavilions in Zuoying | 0 | |
| 57 | Chengching Lake | 0 | |
| 58 | Foguangshan | 0 | |

| # c2_13: C2. What scenic spots/place did you visit for this trip? Spot13 | | | |
|---|--|-------|------------|
| Value | Label | Cases | Percentage |
| 59 | Pingtung | 0 | |
| 60 | Kenting | 0 | |
| 61 | Yilan | 0 | |
| 62 | Tung Shan Science Area | 0 | |
| 63 | Chilan Forest Playground | 0 | |
| 64 | Mt. Taiping (Taipingshan) | 0 | |
| 65 | Wuling Farm | 0 | |
| 66 | Hualien | 0 | |
| 67 | Taroko, Tienhsiang | 0 | |
| 68 | The East Coast (Baxian Cave (Baxiandong), Shihtiping, Sansia | 0 | |
| 69 | Xiuguluan River Rafting Area | 0 | |
| 70 | Taitung | 1 | 0.0% |
| 71 | Jhihben | 0 | |
| 72 | Lanyu (Orchid Island) | 0 | |
| 73 | Lyudao (Green Island) | 0 | |
| 74 | Penghu | 0 | |
| 75 | Penghu County | 0 | |
| 76 | Matsu | 0 | |
| 77 | Beitou | 0 | |
| 78 | Jianguo Jade Market | 0 | |
| 79 | Temples | 0 | |
| 80 | Shilin Night Market | 3 | 0.1% |
| 81 | Huaxi Street (Snake Alley) Night Market | 0 | |
| 82 | Raohe Street Night Market | 1 | 0.0% |
| 83 | Sanyi Wood Sculpture Museum | 0 | |
| 84 | Office of the President Republic of China (Taiwan) | 0 | |
| 85 | The Observatory of Shin Kong Life Tower | 0 | |
| 86 | Chiang Kaishek's Shihlin Residence | 0 | |
| 87 | 228 Peace Memorial Park | 0 | |
| 88 | Yuanshan | 0 | |
| 89 | Taipei Matro Mall | 0 | |
| 90 | Shenkeng | 0 | |
| 91 | Shung Ye Museum of Formosan Aborigines (Taipei) | 0 | |
| 92 | Miniatures Museum of Taiwan (Taipei) | 0 | |
| 99 | Skip or not aplicable | 1099 | 22.1% |
| Sysmiss | | 22 | |
| Warning: these figures indicate the number of cases found in the data file. They cannot be interpreted as summary statistics of the population of interest. | | | |
| # c2_14: C2. What scenic spots/place did you visit for this trip? Spot14 | | | |
| Information | [Type= discrete] [Format=numeric] [Range= 0-99] [Missing=*] | | |
| Statistics [NW/ W] | [Valid=4984 /-] [Invalid=22 /-] | | |
| Value | Label | Cases | Percentage |
| 0 | No | 3874 | 77.7% |
| 1 | Taipei | 0 | |
| 2 | Chiang Kaishek Memorial Hall | 0 | |

c2_14: C2. What scenic spots/place did you visit for this trip? Spot14

| Value | Label | Cases | Percentage |
|-------|---|-------|------------|
| 3 | National Palace Museum | 0 | |
| 4 | Night Markets | 0 | |
| 5 | Long Shan Temple | 0 | |
| 6 | Taipe Martyr's Shrine | 0 | |
| 7 | The Lin Family Mans | 0 | |
| 8 | Mt. Yangming (Yangmingshan) | 0 | |
| 9 | Taupei Confucius Temple, Dihua Street | 0 | |
| 10 | Chinese Culture & Movie Center | 0 | |
| 11 | Wulai | 0 | |
| 12 | National Taiwan College of Performing Arts | 0 | |
| 13 | Fort San Domingo | 0 | |
| 14 | Linkou | 0 | |
| 15 | Tienmu | 0 | |
| 16 | The Estern Distristic of Taipei | 0 | |
| 17 | Sun Yatsen Memorail Hall | 0 | |
| 18 | Tamsui | 0 | |
| 19 | Mucha Maokong | 0 | |
| 20 | Taipei Zoo | 0 | |
| 21 | Jou Fen | 0 | |
| 22 | Xiemending | 0 | |
| 23 | Keelung | 0 | |
| 24 | Yehliu, Jinshan | 1 | 0.0% |
| 25 | Coastline park | 0 | |
| 26 | Taoyuan | 0 | |
| 27 | Shihmen Reservoir | 1 | 0.0% |
| 28 | Window on China Theme Park | 0 | |
| 29 | Hsinchu | 0 | |
| 30 | Leofoo Village Theme Park | 1 | 0.0% |
| 31 | Miaoli | 0 | |
| 32 | Taichung | 0 | |
| 33 | National Museum of Natural Science | 0 | |
| 34 | Encore Garden | 0 | |
| 35 | Dungshr Forest Farm | 0 | |
| 36 | Dasyueshan National Forest Recreation Area | 0 | |
| 37 | Taiwan Studio City | 0 | |
| 38 | Formosan Aboriginal Culture Village | 1 | 0.0% |
| 39 | Nantou | 1 | 0.0% |
| 40 | Sitou & Sun Link Sea Forest Recreation Area | 0 | |
| 41 | The Sunmoonlake Scenic Area | 1 | 0.0% |
| 42 | Cingjing Farm | 0 | |
| 43 | Wushe | 0 | |
| 44 | Mt. Hehuan (Hehuanshan) | 0 | |
| 45 | Yushan National Park | 0 | |
| 46 | Changhua | 0 | |
| 47 | Lugang | 0 | |

c2_14: C2. What scenic spots/place did you visit for this trip? Spot14

| Value | Label | Cases | Percentage |
|-------|--|-------|------------|
| 48 | Taiwan Folk Village (Changhua) | 0 | |
| 49 | Yunlin | 0 | |
| 50 | Chiayi | 0 | |
| 51 | Mt. Ali (Alishan) | 0 | |
| 52 | Tainan | 0 | |
| 53 | Chihkan Tower, Old Fort of Anping (Fort Zeelandia) | 0 | |
| 54 | Wu Shan Tou Reservoir | 0 | |
| 55 | Kaohsiung | 0 | |
| 56 | Spring Autumn Pavilions in Zuoying | 0 | |
| 57 | Chengching Lake | 0 | |
| 58 | Foguangshan | 0 | |
| 59 | Pingtung | 0 | |
| 60 | Kenting | 0 | |
| 61 | Yilan | 0 | |
| 62 | Tung Shan Science Area | 0 | |
| 63 | Chilan Forest Playground | 0 | |
| 64 | Mt. Taiping (Taipingshan) | 0 | |
| 65 | Wuling Farm | 0 | |
| 66 | Hualien | 0 | |
| 67 | Taroko, Tienhsiang | 0 | |
| 68 | The East Coast (Baxian Cave (Baxiandong), Shihtiping, Sansia | 0 | |
| 69 | Xiuguluan River Rafting Area | 0 | |
| 70 | Taitung | 0 | |
| 71 | Jhihben | 0 | |
| 72 | Lanyu (Orchid Island) | 0 | |
| 73 | Lyudao (Green Island) | 0 | |
| 74 | Penghu | 0 | |
| 75 | Penghu County | 0 | |
| 76 | Matsu | 0 | |
| 77 | Beitou | 0 | |
| 78 | Jianguo Jade Market | 0 | |
| 79 | Temples | 0 | |
| 80 | Shilin Night Market | 3 | 0.1% |
| 81 | Huaxi Street (Snake Alley) Night Market | 1 | 0.0% |
| 82 | Raohe Street Night Market | 0 | |
| 83 | Sanyi Wood Sculpture Museum | 0 | |
| 84 | Office of the President Republic of China (Taiwan) | 0 | |
| 85 | The Observatory of Shin Kong Life Tower | 0 | |
| 86 | Chiang Kaishek's Shihlin Residence | 0 | |
| 87 | 228 Peace Memorial Park | 0 | |
| 88 | Yuanshan | 1 | 0.0% |
| 89 | Taipei Matro Mall | 0 | |
| 90 | Shenkeng | 0 | |
| 91 | Shung Ye Museum of Formosan Aborigines (Taipei) | 0 | |
| 92 | Miniatures Museum of Taiwan (Taipei) | 0 | |

| # c2_14: C2. What scenic spots/place did you visit for this trip? Spot14 | | | |
|---|---|-------|------------|
| Value | Label | Cases | Percentage |
| 99 | Skip or not applicable | 1099 | 22.1% |
| Sysmiss | | 22 | |
| Warning: these figures indicate the number of cases found in the data file. They cannot be interpreted as summary statistics of the population of interest. | | | |
| # c2_15: C2. What scenic spots/place did you visit for this trip? Spot15 | | | |
| Information | [Type= discrete] [Format=numeric] [Range= 0-99] [Missing=*] | | |
| Statistics [NW/ W] | [Valid=4984 /-] [Invalid=22 /-] | | |
| Value | Label | Cases | Percentage |
| 0 | No | 3876 | 77.8% |
| 1 | Taipei | 1 | 0.0% |
| 2 | Chiang Kaishek Memorial Hall | 0 | |
| 3 | National Palace Museum | 0 | |
| 4 | Night Markets | 0 | |
| 5 | Long Shan Temple | 0 | |
| 6 | Taipei Martyr's Shrine | 0 | |
| 7 | The Lin Family Mans | 0 | |
| 8 | Mt. Yangming (Yangmingshan) | 0 | |
| 9 | Taupei Confucius Temple, Dihua Street | 0 | |
| 10 | Chinese Culture & Movie Center | 0 | |
| 11 | Wulai | 0 | |
| 12 | National Taiwan College of Performing Arts | 0 | |
| 13 | Fort San Domingo | 0 | |
| 14 | Linkou | 0 | |
| 15 | Tienmu | 0 | |
| 16 | The Estern Distristic of Taipei | 0 | |
| 17 | Sun Yatsen Memorail Hall | 0 | |
| 18 | Tamsui | 0 | |
| 19 | Mucha Maokong | 0 | |
| 20 | Taipei Zoo | 0 | |
| 21 | Jou Fen | 0 | |
| 22 | Xiemending | 0 | |
| 23 | Keelung | 0 | |
| 24 | Yehliu, Jinshan | 0 | |
| 25 | Coastline park | 0 | |
| 26 | Taoyuan | 0 | |
| 27 | Shihmen Reservoir | 0 | |
| 28 | Window on China Theme Park | 0 | |
| 29 | Hsinchu | 0 | |
| 30 | Leofoo Village Theme Park | 1 | 0.0% |
| 31 | Miaoli | 0 | |
| 32 | Taichung | 0 | |
| 33 | National Museum of Natural Science | 0 | |
| 34 | Encore Garden | 0 | |
| 35 | Dungshr Forest Farm | 0 | |
| 36 | Dasyueshan National Forest Recreation Area | 0 | |

c2_15: C2. What scenic spots/place did you visit for this trip? Spot15

| Value | Label | Cases | Percentage |
|-------|--|-------|------------|
| 37 | Taiwan Studio City | 0 | |
| 38 | Formosan Aboriginal Culture Village | 0 | |
| 39 | Nantou | 0 | |
| 40 | Sitou & Sun Link Sea Forest Recreation Area | 0 | |
| 41 | The Sunmoonlake Scenic Area | 0 | |
| 42 | Cingjing Farm | 0 | |
| 43 | Wushe | 0 | |
| 44 | Mt. Hehuan (Hehuanshan) | 0 | |
| 45 | Yushan National Park | 0 | |
| 46 | Changhua | 0 | |
| 47 | Lugang | 0 | |
| 48 | Taiwan Folk Village (Changhua) | 0 | |
| 49 | Yunlin | 0 | |
| 50 | Chiayi | 0 | |
| 51 | Mt. Ali (Alishan) | 0 | |
| 52 | Tainan | 0 | |
| 53 | Chihkan Tower, Old Fort of Anping (Fort Zeelandia) | 0 | |
| 54 | Wu Shan Tou Reservoir | 0 | |
| 55 | Kaohsiung | 0 | |
| 56 | Spring Autumn Pavilions in Zuoying | 0 | |
| 57 | Chengching Lake | 1 | 0.0% |
| 58 | Foguangshan | 0 | |
| 59 | Pingtung | 0 | |
| 60 | Kenting | 0 | |
| 61 | Yilan | 0 | |
| 62 | Tung Shan Science Area | 0 | |
| 63 | Chilan Forest Playground | 0 | |
| 64 | Mt. Taiping (Taipingshan) | 0 | |
| 65 | Wuling Farm | 0 | |
| 66 | Hualien | 0 | |
| 67 | Taroko, Tienhsiang | 0 | |
| 68 | The East Coast (Baxian Cave (Baxiandong), Shihtiping, Sansia | 0 | |
| 69 | Xiuguluan River Rafting Area | 0 | |
| 70 | Taitung | 0 | |
| 71 | Jhihben | 0 | |
| 72 | Lanyu (Orchid Island) | 0 | |
| 73 | Lyudao (Green Island) | 0 | |
| 74 | Penghu | 0 | |
| 75 | Penghu County | 0 | |
| 76 | Matsu | 0 | |
| 77 | Beitou | 0 | |
| 78 | Jianguo Jade Market | 0 | |
| 79 | Temples | 0 | |
| 80 | Shilin Night Market | 2 | 0.0% |
| 81 | Huaxi Street (Snake Alley) Night Market | 2 | 0.0% |

c2_15: C2. What scenic spots/place did you visit for this trip? Spot15

| Value | Label | Cases | Percentage |
|---------|--|-------|------------|
| 82 | Raohe Street Night Market | 0 | |
| 83 | Sanyi Wood Sculpture Museum | 0 | |
| 84 | Office of the President Republic of China (Taiwan) | 0 | |
| 85 | The Observatory of Shin Kong Life Tower | 2 | 0.0% |
| 86 | Chiang Kaishek's Shihlin Residence | 0 | |
| 87 | 228 Peace Memorial Park | 0 | |
| 88 | Yuanshan | 0 | |
| 89 | Taipei Matro Mall | 0 | |
| 90 | Shenkeng | 0 | |
| 91 | Shung Ye Museum of Formosan Aborigines (Taipei) | 0 | |
| 92 | Miniatures Museum of Taiwan (Taipei) | 0 | |
| 99 | Skip or not aplicable | 1099 | 22.1% |
| Sysmiss | | 22 | |

Warning: these figures indicate the number of cases found in the data file. They cannot be interpreted as summary statistics of the population of interest.

c2_1a: C2. What scenic spots/place did you visit for this trip? (1)Your favorite scenic spot

| | |
|--------------------|---|
| Information | [Type= continuous] [Format=numeric] [Range= 0-99] [Missing=*] |
| Statistics [NW/ W] | [Valid=2909 /-] [Invalid=2097 /-] |

| Value | Label | Cases | Percentage |
|-------|--|-------|------------|
| 0 | No | 0 | |
| 1 | Taipei | 45 | 1.5% |
| 2 | Chiang Kaishek Memorial Hall | 107 | 3.7% |
| 3 | National Palace Museum | 477 | 16.4% |
| 4 | Night Markets | 51 | 1.8% |
| 5 | Long Shan Temple | 60 | 2.1% |
| 6 | Taipei Martyr's Shrine | 40 | 1.4% |
| 7 | The Lin Family Mans | 1 | 0.0% |
| 8 | Mt. Yangming (Yangmingshan) | 84 | 2.9% |
| 9 | Taupei Confucius Temple, Dihua Street | 4 | 0.1% |
| 10 | Chinese Culture & Movie Center | 1 | 0.0% |
| 11 | Wulai | 34 | 1.2% |
| 12 | National Taiwan College of Performing Arts | 1 | 0.0% |
| 13 | Fort San Domingo | 3 | 0.1% |
| 14 | Linkou | 1 | 0.0% |
| 15 | Tienmu | 11 | 0.4% |
| 16 | The Estern Distristic of Taipei | 29 | 1.0% |
| 17 | Sun Yatsen Memorail Hall | 6 | 0.2% |
| 18 | Tamsui | 49 | 1.7% |
| 19 | Mucha Maokong | 6 | 0.2% |
| 20 | Taipei Zoo | 1 | 0.0% |
| 21 | Jou Fen | 66 | 2.3% |
| 22 | Xiemending | 71 | 2.4% |
| 23 | Keelung | 22 | 0.8% |
| 24 | Yehliu, Jinshan | 31 | 1.1% |
| 25 | Coastline park | 10 | 0.3% |

c2_1a: C2. What scenic spots/place did you visit for this trip? (1)Your favorite scenic spot

| Value | Label | Cases | Percentage |
|-------|--|-------|------------|
| 26 | Taoyuan | 6 | 0.2% |
| 27 | Shihmen Reservoir | 0 | |
| 28 | Window on China Theme Park | 10 | 0.3% |
| 29 | Hsinchu | 7 | 0.2% |
| 30 | Leofoo Village Theme Park | 33 | 1.1% |
| 31 | Miaoli | 3 | 0.1% |
| 32 | Taichung | 7 | 0.2% |
| 33 | National Museum of Natural Science | 0 | |
| 34 | Encore Garden | 1 | 0.0% |
| 35 | Dungshr Forest Farm | 0 | |
| 36 | Dasyueshan National Forest Recreation Area | 0 | |
| 37 | Taiwan Studio City | 0 | |
| 38 | Formosan Aboriginal Culture Village | 2 | 0.1% |
| 39 | Nantou | 10 | 0.3% |
| 40 | Sitou & Sun Link Sea Forest Recreation Area | 0 | |
| 41 | The Sunmoonlake Scenic Area | 17 | 0.6% |
| 42 | Cingjing Farm | 0 | |
| 43 | Wushe | 0 | |
| 44 | Mt. Hehuan (Hehuanshan) | 1 | 0.0% |
| 45 | Yushan National Park | 1 | 0.0% |
| 46 | Changhua | 0 | |
| 47 | Lugang | 0 | |
| 48 | Taiwan Folk Village (Changhua) | 1 | 0.0% |
| 49 | Yunlin | 2 | 0.1% |
| 50 | Chiayi | 1 | 0.0% |
| 51 | Mt. Ali (Alishan) | 9 | 0.3% |
| 52 | Tainan | 20 | 0.7% |
| 53 | Chihkan Tower, Old Fort of Anping (Fort Zeelandia) | 4 | 0.1% |
| 54 | Wu Shan Tou Reservoir | 0 | |
| 55 | Kaohsiung | 16 | 0.6% |
| 56 | Spring Autumn Pavilions in Zuoying | 1 | 0.0% |
| 57 | Chengching Lake | 2 | 0.1% |
| 58 | Foguangshan | 1 | 0.0% |
| 59 | Pingtung | 6 | 0.2% |
| 60 | Kenting | 43 | 1.5% |
| 61 | Yilan | 11 | 0.4% |
| 62 | Tung Shan Science Area | 2 | 0.1% |
| 63 | Chilan Forest Playground | 0 | |
| 64 | Mt. Taiping (Taipingshan) | 0 | |
| 65 | Wuling Farm | 0 | |
| 66 | Hualien | 59 | 2.0% |
| 67 | Taroko, Tienhsiang | 114 | 3.9% |
| 68 | The East Coast (Baxian Cave (Baxiandong), Shihtiping, Sansia | 2 | 0.1% |
| 69 | Xiuguluan River Rafting Area | 0 | |
| 70 | Taitung | 11 | 0.4% |

c2_1a: C2. What scenic spots/place did you visit for this trip? (1)Your favorite scenic spot

| Value | Label | Cases | Percentage |
|-------|--|-------|------------|
| 71 | Jhihben | 2 | 0.1% |
| 72 | Lanyu (Orchid Island) | 1 | 0.0% |
| 73 | Lyudao (Green Island) | 5 | 0.2% |
| 74 | Penghu | 1 | 0.0% |
| 75 | Penghu County | 0 | |
| 76 | Matsu | 0 | |
| 77 | Beitou | 20 | 0.7% |
| 78 | Jianguo Jade Market | 0 | |
| 79 | Temples | 21 | 0.7% |
| 80 | Shilin Night Market | 140 | 4.8% |
| 81 | Huaxi Street (Snake Alley) Night Market | 6 | 0.2% |
| 82 | Raohe Street Night Market | 4 | 0.1% |
| 83 | Sanyi Wood Sculpture Museum | 1 | 0.0% |
| 84 | Office of the President Republic of China (Taiwan) | 1 | 0.0% |
| 85 | The Observatory of Shin Kong Life Tower | 0 | |
| 86 | Chiang Kaishek's Shihlin Residence | 0 | |
| 87 | 228 Peace Memorial Park | 1 | 0.0% |
| 88 | Yuanshan | 3 | 0.1% |
| 89 | Taipei Matro Mall | 1 | 0.0% |
| 90 | Shenkeng | 1 | 0.0% |
| 91 | Shung Ye Museum of Formosan Aborigines (Taipei) | 0 | |
| 92 | Miniatures Museum of Taiwan (Taipei) | 0 | |
| 99 | Skip or not applicable | 1087 | 37.4% |

Warning: these figures indicate the number of cases found in the data file. They cannot be interpreted as summary statistics of the population of interest.

c2_2a: C2. What scenic spots/place did you visit for this trip? (2)Your least favorite scenic spot

| Information | | [Type= continuous] [Format=numeric] [Range= 0-99] [Missing=*] | |
|--------------------|--|---|-----------------------------|
| Statistics [NW/ W] | | [Valid=1460 /-] [Invalid=3546 /-] | |
| Value | Label | Cases | Percentage |
| 0 | No | 0 | |
| 1 | Taipei | 53 | <div><div></div></div> 3.6% |
| 2 | Chiang Kaishek Memorial Hall | 37 | <div><div></div></div> 2.5% |
| 3 | National Palace Museum | 17 | <div><div></div></div> 1.2% |
| 4 | Night Markets | 25 | <div><div></div></div> 1.7% |
| 5 | Long Shan Temple | 12 | <div><div></div></div> 0.8% |
| 6 | Taipe Martyr's Shrine | 7 | <div><div></div></div> 0.5% |
| 7 | The Lin Family Mans | 0 | |
| 8 | Mt. Yangming (Yangmingshan) | 6 | <div><div></div></div> 0.4% |
| 9 | Taupei Confucius Temple, Dihua Street | 0 | |
| 10 | Chinese Culture & Movie Center | 1 | <div><div></div></div> 0.1% |
| 11 | Wulai | 2 | <div><div></div></div> 0.1% |
| 12 | National Taiwan College of Performing Arts | 0 | |
| 13 | Fort San Domingo | 3 | <div><div></div></div> 0.2% |
| 14 | Linkou | 0 | |
| 15 | Tienmu | 0 | |

c2_2a: C2. What scenic spots/place did you visit for this trip? (2)Your least favorite scenic spot

| Value | Label | Cases | Percentage |
|-------|--|-------|------------|
| 16 | The Estern Distristic of Taipei | 3 | 0.2% |
| 17 | Sun Yatsen Memorail Hall | 15 | 1.0% |
| 18 | Tamsui | 12 | 0.8% |
| 19 | Mucha Maokong | 0 | |
| 20 | Taipei Zoo | 0 | |
| 21 | Jou Fen | 20 | 1.4% |
| 22 | Xiemending | 13 | 0.9% |
| 23 | Keelung | 8 | 0.5% |
| 24 | Yehliu, Jinshan | 6 | 0.4% |
| 25 | Coastline park | 0 | |
| 26 | Taoyuan | 0 | |
| 27 | Shihmen Reservoir | 0 | |
| 28 | Window on China Theme Park | 0 | |
| 29 | Hsinchu | 7 | 0.5% |
| 30 | Leofoo Village Theme Park | 11 | 0.8% |
| 31 | Miaoli | 0 | |
| 32 | Taichung | 14 | 1.0% |
| 33 | National Museum of Natural Science | 1 | 0.1% |
| 34 | Encore Garden | 0 | |
| 35 | Dungshr Forest Farm | 0 | |
| 36 | Dasyueshan National Forest Recreation Area | 0 | |
| 37 | Taiwan Studio City | 0 | |
| 38 | Formosan Aboriginal Culture Village | 0 | |
| 39 | Nantou | 1 | 0.1% |
| 40 | Sitou & Sun Link Sea Forest Recreation Area | 0 | |
| 41 | The Sunmoonlake Scenic Area | 1 | 0.1% |
| 42 | Cingjing Farm | 0 | |
| 43 | Wushe | 0 | |
| 44 | Mt. Hehuan (Hehuanshan) | 0 | |
| 45 | Yushan National Park | 0 | |
| 46 | Changhua | 1 | 0.1% |
| 47 | Lugang | 0 | |
| 48 | Taiwan Folk Village (Changhua) | 0 | |
| 49 | Yunlin | 0 | |
| 50 | Chiayi | 0 | |
| 51 | Mt. Ali (Alishan) | 2 | 0.1% |
| 52 | Tainan | 2 | 0.1% |
| 53 | Chihkan Tower, Old Fort of Anping (Fort Zeelandia) | 0 | |
| 54 | Wu Shan Tou Reservoir | 0 | |
| 55 | Kaohsiung | 16 | 1.1% |
| 56 | Spring Autumn Pavilions in Zuoying | 0 | |
| 57 | Chengching Lake | 2 | 0.1% |
| 58 | Foguangshan | 0 | |
| 59 | Pingtung | 1 | 0.1% |
| 60 | Kenting | 3 | 0.2% |

c2_2a: C2. What scenic spots/place did you visit for this trip? (2)Your least favorite scenic spot

| Value | Label | Cases | Percentage |
|-------|--|-------|------------|
| 61 | Yilan | 0 | |
| 62 | Tung Shan Science Area | 2 | 0.1% |
| 63 | Chilan Forest Playground | 0 | |
| 64 | Mt. Taiping (Taipingshan) | 0 | |
| 65 | Wuling Farm | 0 | |
| 66 | Hualien | 3 | 0.2% |
| 67 | Taroko, Tienhsiang | 2 | 0.1% |
| 68 | The East Coast (Baxian Cave (Baxiandong), Shihtiping, Sansia | 0 | |
| 69 | Xiuguluan River Rafting Area | 0 | |
| 70 | Taitung | 2 | 0.1% |
| 71 | Jhihben | 0 | |
| 72 | Lanyu (Orchid Island) | 0 | |
| 73 | Lyudao (Green Island) | 0 | |
| 74 | Penghu | 0 | |
| 75 | Penghu County | 2 | 0.1% |
| 76 | Matsu | 0 | |
| 77 | Beitou | 6 | 0.4% |
| 78 | Jianguo Jade Market | 0 | |
| 79 | Temples | 3 | 0.2% |
| 80 | Shilin Night Market | 27 | 1.8% |
| 81 | Huaxi Street (Snake Alley) Night Market | 16 | 1.1% |
| 82 | Raohe Street Night Market | 1 | 0.1% |
| 83 | Sanyi Wood Sculpture Museum | 1 | 0.1% |
| 84 | Office of the President Republic of China (Taiwan) | 0 | |
| 85 | The Observatory of Shin Kong Life Tower | 1 | 0.1% |
| 86 | Chiang Kaishek's Shihlin Residence | 0 | |
| 87 | 228 Peace Memorial Park | 1 | 0.1% |
| 88 | Yuanshan | 1 | 0.1% |
| 89 | Taipei Matro Mall | 1 | 0.1% |
| 90 | Shenkeng | 0 | |
| 91 | Shung Ye Museum of Formosan Aborigines (Taipei) | 0 | |
| 92 | Miniatures Museum of Taiwan (Taipei) | 0 | |
| 99 | Skip or not aplicable | 1089 | 74.6% |

Warning: these figures indicate the number of cases found in the data file. They cannot be interpreted as summary statistics of the population of interest.

c2_2b: C2. Reason for least favorite scenic spots.

| Information | [Type= discrete] [Format=numeric] [Range= 1-9] [Missing=*] | | |
|---------------------------|--|-------|------------|
| Statistics [NW/ W] | [Valid=1443 /-] [Invalid=3563 /-] | | |
| Value | Label | Cases | Percentage |
| 1 | Scenery | 29 | 2.0% |
| 2 | Leisure facilities | 97 | 6.7% |
| 3 | Environment | 146 | 10.1% |
| 4 | Inconvenient transportation | 34 | 2.4% |
| 5 | Others | 50 | 3.5% |
| 9 | Skip or not aplicable | 1087 | 75.3% |

| # c2_2b: C2. Reason for least favorite scenic spots. | | | |
|---|---|-------|-------------------|
| Value | Label | Cases | Percentage |
| Sysmiss | | 3563 | |
| Warning: these figures indicate the number of cases found in the data file. They cannot be interpreted as summary statistics of the population of interest. | | | |
| # c3_1: C3. At what hotels or locations did you stay during your visit in Taiwan? (1)Hotel(or hostel) (choice multiple) | | | |
| Information | [Type= discrete] [Format=numeric] [Range= 0-1] [Missing=*] | | |
| Statistics [NW/ W] | [Valid=5004 /-] [Invalid=2 /-] | | |
| Value | Label | Cases | Percentage |
| 0 | No | 621 | <div></div> 12.4% |
| 1 | Yes | 4383 | <div></div> 87.6% |
| Sysmiss | | 2 | |
| Warning: these figures indicate the number of cases found in the data file. They cannot be interpreted as summary statistics of the population of interest. | | | |
| # c3_1a_1: C3(1). The hotel 1 is in __ County (City) | | | |
| Information | [Type= continuous] [Format=numeric] [Range= 0-99] [Missing=*] | | |
| Statistics [NW/ W] | [Valid=4996 /-] [Invalid=10 /-] | | |
| Value | Label | Cases | Percentage |
| 0 | None | 0 | |
| 1 | Taipei city / county | 2565 | <div></div> 51.3% |
| 2 | Keelung city / county | 0 | |
| 3 | Taoyuan city / county | 34 | <div></div> 0.7% |
| 4 | Hsinchu city / county | 20 | <div></div> 0.4% |
| 5 | Miaoli city / county | 0 | |
| 6 | Taichung city / county | 78 | <div></div> 1.6% |
| 7 | Nantou city / county | 9 | <div></div> 0.2% |
| 8 | Changhua city / county | 0 | |
| 9 | Yunlin city / county | 0 | |
| 10 | Chiayi city / county | 3 | <div></div> 0.1% |
| 11 | Tainan city / county | 18 | <div></div> 0.4% |
| 12 | Kaohsiung city / county | 199 | <div></div> 4.0% |
| 13 | Pingtung city / county | 14 | <div></div> 0.3% |
| 14 | Yilan city / county | 0 | |
| 15 | Hualien city / county | 57 | <div></div> 1.1% |
| 16 | Taitung city / county | 6 | <div></div> 0.1% |
| 17 | Penghu city / county | 0 | |
| 18 | Kinmen and Matsu city / county | 0 | |
| 19 | Other | 0 | |
| 20 | Unkown | 1372 | <div></div> 27.5% |
| 99 | Unanswered | 621 | <div></div> 12.4% |
| Warning: these figures indicate the number of cases found in the data file. They cannot be interpreted as summary statistics of the population of interest. | | | |
| # c3_1a_2: C3(1). The hotel 2 is in __ County (City) | | | |
| Information | [Type= continuous] [Format=numeric] [Range= 0-99] [Missing=*] | | |
| Statistics [NW/ W] | [Valid=4996 /-] [Invalid=10 /-] | | |
| Value | Label | Cases | Percentage |
| 0 | None | 3899 | <div></div> 78.0% |
| 1 | Taipei city / county | 93 | <div></div> 1.9% |

c3_1a_2: C3(1). The hotel 2 is in __ County (City)

| Value | Label | Cases | Percentage |
|-------|--------------------------------|-------|------------|
| 2 | Keelung city / county | 0 | |
| 3 | Taoyuan city / county | 20 | 0.4% |
| 4 | Hsinchu city / county | 2 | 0.0% |
| 5 | Miaoli city / county | 0 | |
| 6 | Taichung city / county | 39 | 0.8% |
| 7 | Nantou city / county | 8 | 0.2% |
| 8 | Changhua city / county | 0 | |
| 9 | Yunlin city / county | 0 | |
| 10 | Chiayi city / county | 2 | 0.0% |
| 11 | Tainan city / county | 9 | 0.2% |
| 12 | Kaohsiung city / county | 71 | 1.4% |
| 13 | Pingtung city / county | 9 | 0.2% |
| 14 | Yilan city / county | 0 | |
| 15 | Hualien city / county | 60 | 1.2% |
| 16 | Taitung city / county | 6 | 0.1% |
| 17 | Penghu city / county | 0 | |
| 18 | Kinmen and Matsu city / county | 0 | |
| 19 | Other | 0 | |
| 20 | Unkown | 157 | 3.1% |
| 99 | Unanswered | 621 | 12.4% |

Warning: these figures indicate the number of cases found in the data file. They cannot be interpreted as summary statistics of the population of interest.

| # c3_1a_3: C3(1). The hotel 3 is in __ County (City) | | | |
|---|---|-------|------------|
| Information | [Type= continuous] [Format=numeric] [Range= 0-99] [Missing=*] | | |
| Statistics [NW/ W] | [Valid=4996 /-] [Invalid=10 /-] | | |
| Value | Label | Cases | Percentage |
| 0 | None | 4300 | 86.1% |
| 1 | Taipei city / county | 19 | 0.4% |
| 2 | Keelung city / county | 0 | |
| 3 | Taoyuan city / county | 3 | 0.1% |
| 4 | Hsinchu city / county | 0 | |
| 5 | Miaoli city / county | 0 | |
| 6 | Taichung city / county | 4 | 0.1% |
| 7 | Nantou city / county | 1 | 0.0% |
| 8 | Changhua city / county | 0 | |
| 9 | Yunlin city / county | 0 | |
| 10 | Chiayi city / county | 0 | |
| 11 | Tainan city / county | 0 | |
| 12 | Kaohsiung city / county | 11 | 0.2% |
| 13 | Pingtung city / county | 1 | 0.0% |
| 14 | Yilan city / county | 0 | |
| 15 | Hualien city / county | 13 | 0.3% |
| 16 | Taitung city / county | 2 | 0.0% |
| 17 | Penghu city / county | 1 | 0.0% |
| 18 | Kinmen and Matsu city / county | 0 | |
| 19 | Other | 0 | |
| 20 | Unkown | 19 | 0.4% |
| 99 | Unanswered | 622 | 12.4% |
| Warning: these figures indicate the number of cases found in the data file. They cannot be interpreted as summary statistics of the population of interest. | | | |
| # c3_1a_4: C3(1). The hotel 4 is in __ County (City) | | | |
| Information | [Type= discrete] [Format=numeric] [Range= 0-99] [Missing=*] | | |
| Statistics [NW/ W] | [Valid=4996 /-] [Invalid=10 /-] | | |
| Value | Label | Cases | Percentage |
| 0 | None | 4363 | 87.3% |
| 1 | Taipei city / county | 1 | 0.0% |
| 2 | Keelung city / county | 0 | |
| 3 | Taoyuan city / county | 0 | |
| 4 | Hsinchu city / county | 0 | |
| 5 | Miaoli city / county | 0 | |
| 6 | Taichung city / county | 0 | |
| 7 | Nantou city / county | 0 | |
| 8 | Changhua city / county | 0 | |
| 9 | Yunlin city / county | 0 | |
| 10 | Chiayi city / county | 0 | |
| 11 | Tainan city / county | 0 | |
| 12 | Kaohsiung city / county | 2 | 0.0% |
| 13 | Pingtung city / county | 0 | |
| 14 | Yilan city / county | 0 | |

| # c3_1a_4: C3(1). The hotel 4 is in __ County (City) | | | |
|---|---|-------|------------|
| Value | Label | Cases | Percentage |
| 15 | Hualien city / county | 3 | 0.1% |
| 16 | Taitung city / county | 1 | 0.0% |
| 17 | Penghu city / county | 0 | |
| 18 | Kinmen and Matsu city / county | 0 | |
| 19 | Other | 0 | |
| 20 | Unkown | 4 | 0.1% |
| 99 | Unanswered | 622 | 12.4% |
| Sysmiss | | 10 | |
| Warning: these figures indicate the number of cases found in the data file. They cannot be interpreted as summary statistics of the population of interest. | | | |
| # c3_1a_5: C3(1). The hotel 5 is in __ County (City) | | | |
| Information | [Type= discrete] [Format=numeric] [Range= 0-99] [Missing=*] | | |
| Statistics [NW/ W] | [Valid=4996 /-] [Invalid=10 /-] | | |
| Value | Label | Cases | Percentage |
| 0 | None | 4372 | 87.5% |
| 1 | Taipei city / county | 1 | 0.0% |
| 2 | Keelung city / county | 0 | |
| 3 | Taoyuan city / county | 0 | |
| 4 | Hsinchu city / county | 0 | |
| 5 | Miaoli city / county | 0 | |
| 6 | Taichung city / county | 0 | |
| 7 | Nantou city / county | 0 | |
| 8 | Changhua city / county | 0 | |
| 9 | Yunlin city / county | 0 | |
| 10 | Chiayi city / county | 0 | |
| 11 | Tainan city / county | 0 | |
| 12 | Kaohsiung city / county | 0 | |
| 13 | Pingtung city / county | 0 | |
| 14 | Yilan city / county | 0 | |
| 15 | Hualien city / county | 0 | |
| 16 | Taitung city / county | 0 | |
| 17 | Penghu city / county | 0 | |
| 18 | Kinmen and Matsu city / county | 0 | |
| 19 | Other | 0 | |
| 20 | Unkown | 1 | 0.0% |
| 99 | Unanswered | 622 | 12.4% |
| Sysmiss | | 10 | |
| Warning: these figures indicate the number of cases found in the data file. They cannot be interpreted as summary statistics of the population of interest. | | | |
| # c3_1a_6: C3(1). The hotel 6 is in __ County (City) | | | |
| Information | [Type= discrete] [Format=numeric] [Range= 0-99] [Missing=*] | | |
| Statistics [NW/ W] | [Valid=4996 /-] [Invalid=10 /-] | | |
| Value | Label | Cases | Percentage |
| 0 | None | 4373 | 87.5% |
| 1 | Taipei city / county | 0 | |
| 2 | Keelung city / county | 0 | |

| # c3_1a_6: C3(1). The hotel 6 is in __ County (City) | | | |
|---|--|-------|------------|
| Value | Label | Cases | Percentage |
| 3 | Taoyuan city / county | 0 | |
| 4 | Hsinchu city / county | 0 | |
| 5 | Miaoli city / county | 0 | |
| 6 | Taichung city / county | 0 | |
| 7 | Nantou city / county | 0 | |
| 8 | Changhua city / county | 0 | |
| 9 | Yunlin city / county | 0 | |
| 10 | Chiayi city / county | 0 | |
| 11 | Tainan city / county | 0 | |
| 12 | Kaohsiung city / county | 0 | |
| 13 | Pingtung city / county | 0 | |
| 14 | Yilan city / county | 0 | |
| 15 | Hualien city / county | 0 | |
| 16 | Taitung city / county | 0 | |
| 17 | Penghu city / county | 0 | |
| 18 | Kinmen and Matsu city / county | 0 | |
| 19 | Other | 0 | |
| 20 | Unkown | 1 | 0.0% |
| 99 | Unanswered | 622 | 12.4% |
| Sysmiss | | 10 | |
| Warning: these figures indicate the number of cases found in the data file. They cannot be interpreted as summary statistics of the population of interest. | | | |
| # htype1: C3(1). Type of hotel 1 | | | |
| Information | [Type= discrete] [Format=numeric] [Range= 0-9] [Missing=*] | | |
| Statistics [NW/ W] | [Valid=4996 /-] [Invalid=10 /-] | | |
| Value | Label | Cases | Percentage |
| 0 | None | 0 | |
| 1 | International Tourist Hotels | 2516 | 50.4% |
| 2 | Tourist Hotels | 498 | 10.0% |
| 3 | Ordinary Tourist Hotels | 1361 | 27.2% |
| 9 | Unanswered | 621 | 12.4% |
| Sysmiss | | 10 | |
| Warning: these figures indicate the number of cases found in the data file. They cannot be interpreted as summary statistics of the population of interest. | | | |
| # htype2: C3(1). Type of hotel 2 | | | |
| Information | [Type= discrete] [Format=numeric] [Range= 0-9] [Missing=*] | | |
| Statistics [NW/ W] | [Valid=4996 /-] [Invalid=10 /-] | | |
| Value | Label | Cases | Percentage |
| 0 | None | 3899 | 78.0% |
| 1 | International Tourist Hotels | 290 | 5.8% |
| 2 | Tourist Hotels | 29 | 0.6% |
| 3 | Ordinary Tourist Hotels | 157 | 3.1% |
| 9 | Unanswered | 621 | 12.4% |
| Sysmiss | | 10 | |
| Warning: these figures indicate the number of cases found in the data file. They cannot be interpreted as summary statistics of the population of interest. | | | |

| # htype3: C3(1). Type of hotel 3 | | | |
|---|--|-------|-------------------|
| Information | [Type= discrete] [Format=numeric] [Range= 0-9] [Missing=*] | | |
| Statistics [NW/ W] | [Valid=4996 /-] [Invalid=10 /-] | | |
| Value | Label | Cases | Percentage |
| 0 | None | 4300 | <div></div> 86.1% |
| 1 | International Tourist Hotels | 53 | <div></div> 1.1% |
| 2 | Tourist Hotels | 2 | <div></div> 0.0% |
| 3 | Ordinary Tourist Hotels | 19 | <div></div> 0.4% |
| 9 | Unanswered | 622 | <div></div> 12.4% |
| Sysmiss | | 10 | |
| Warning: these figures indicate the number of cases found in the data file. They cannot be interpreted as summary statistics of the population of interest. | | | |
| # htype4: C3(1). Type of hotel 4 | | | |
| Information | [Type= discrete] [Format=numeric] [Range= 0-9] [Missing=*] | | |
| Statistics [NW/ W] | [Valid=4996 /-] [Invalid=10 /-] | | |
| Value | Label | Cases | Percentage |
| 0 | None | 4363 | <div></div> 87.3% |
| 1 | International Tourist Hotels | 7 | <div></div> 0.1% |
| 2 | Tourist Hotels | 0 | |
| 3 | Ordinary Tourist Hotels | 4 | <div></div> 0.1% |
| 9 | Unanswered | 622 | <div></div> 12.4% |
| Sysmiss | | 10 | |
| Warning: these figures indicate the number of cases found in the data file. They cannot be interpreted as summary statistics of the population of interest. | | | |
| # htype5: C3(1). Type of hotel 5 | | | |
| Information | [Type= discrete] [Format=numeric] [Range= 0-9] [Missing=*] | | |
| Statistics [NW/ W] | [Valid=4996 /-] [Invalid=10 /-] | | |
| Value | Label | Cases | Percentage |
| 0 | None | 4372 | <div></div> 87.5% |
| 1 | International Tourist Hotels | 1 | <div></div> 0.0% |
| 2 | Tourist Hotels | 0 | |
| 3 | Ordinary Tourist Hotels | 1 | <div></div> 0.0% |
| 9 | Unanswered | 622 | <div></div> 12.4% |
| Sysmiss | | 10 | |
| Warning: these figures indicate the number of cases found in the data file. They cannot be interpreted as summary statistics of the population of interest. | | | |
| # htype6: C3(1). Type of hotel 6 | | | |
| Information | [Type= discrete] [Format=numeric] [Range= 0-9] [Missing=*] | | |
| Statistics [NW/ W] | [Valid=4996 /-] [Invalid=10 /-] | | |
| Value | Label | Cases | Percentage |
| 0 | None | 4373 | <div></div> 87.5% |
| 1 | International Tourist Hotels | 0 | |
| 2 | Tourist Hotels | 0 | |
| 3 | Ordinary Tourist Hotels | 1 | <div></div> 0.0% |
| 9 | Unanswered | 622 | <div></div> 12.4% |
| Sysmiss | | 10 | |
| Warning: these figures indicate the number of cases found in the data file. They cannot be interpreted as summary statistics of the population of interest. | | | |

| # c3_1b: C3.1 How satisfied are you with the hotel(s)? | | | |
|---|--|-------|------------------------------|
| Information | [Type= discrete] [Format=numeric] [Range= 1-9] [Missing=*] | | |
| Statistics [NW/ W] | [Valid=4910 /-] [Invalid=96 /-] | | |
| Value | Label | Cases | Percentage |
| 1 | Very dissatisfied | 24 | <div><div></div></div> 0.5% |
| 2 | Dissatisfied | 160 | <div><div></div></div> 3.3% |
| 3 | Neutral | 979 | <div><div></div></div> 19.9% |
| 4 | Satisfied | 1475 | <div><div></div></div> 30.0% |
| 5 | Very satisfied | 1651 | <div><div></div></div> 33.6% |
| 9 | Skip or not aplicable | 621 | <div><div></div></div> 12.6% |
| Sysmiss | | 96 | |
| Warning: these figures indicate the number of cases found in the data file. They cannot be interpreted as summary statistics of the population of interest. | | | |
| # c3_2: C3. At what hotels or locations did you stay during your visit in Taiwan? (2)The home of relatives or friends (choice multiple) | | | |
| Information | [Type= discrete] [Format=numeric] [Range= 0-1] [Missing=*] | | |
| Statistics [NW/ W] | [Valid=5004 /-] [Invalid=2 /-] | | |
| Value | Label | Cases | Percentage |
| 0 | No | 4500 | <div><div></div></div> 89.9% |
| 1 | Yes | 504 | <div><div></div></div> 10.1% |
| Sysmiss | | 2 | |
| Warning: these figures indicate the number of cases found in the data file. They cannot be interpreted as summary statistics of the population of interest. | | | |
| # c3_3: C3. At what hotels or locations did you stay during your visit in Taiwan? (3)Dormitory (choice multiple) | | | |
| Information | [Type= discrete] [Format=numeric] [Range= 0-1] [Missing=*] | | |
| Statistics [NW/ W] | [Valid=5004 /-] [Invalid=2 /-] | | |
| Value | Label | Cases | Percentage |
| 0 | No | 4842 | <div><div></div></div> 96.8% |
| 1 | Yes | 162 | <div><div></div></div> 3.2% |
| Sysmiss | | 2 | |
| Warning: these figures indicate the number of cases found in the data file. They cannot be interpreted as summary statistics of the population of interest. | | | |
| # c3_4: C3. At what hotels or locations did you stay during your visit in Taiwan? (4)Rental apartments (choice multiple) | | | |
| Information | [Type= discrete] [Format=numeric] [Range= 0-1] [Missing=*] | | |
| Statistics [NW/ W] | [Valid=5004 /-] [Invalid=2 /-] | | |
| Value | Label | Cases | Percentage |
| 0 | No | 4839 | <div><div></div></div> 96.7% |
| 1 | Yes | 165 | <div><div></div></div> 3.3% |
| Sysmiss | | 2 | |
| Warning: these figures indicate the number of cases found in the data file. They cannot be interpreted as summary statistics of the population of interest. | | | |
| # c3_5: C3. At what hotels or locations did you stay during your visit in Taiwan? (5)Temples, convents, or churches (choice multiple) | | | |
| Information | [Type= discrete] [Format=numeric] [Range= 0-1] [Missing=*] | | |
| Statistics [NW/ W] | [Valid=5004 /-] [Invalid=2 /-] | | |
| Value | Label | Cases | Percentage |
| 0 | No | 4983 | <div><div></div></div> 99.6% |

| | | | |
|---|--|--------------|-------------------|
| # c3_5: C3. At what hotels or locations did you stay during your visit in Taiwan? (5)Temples, convents, or churches (choice multiple) | | | |
| Value | Label | Cases | Percentage |
| 1 | Yes | 21 | 0.4% |
| Sysmiss | | 2 | |
| Warning: these figures indicate the number of cases found in the data file. They cannot be interpreted as summary statistics of the population of interest. | | | |
| # c3_6: C3. At what hotels or locations did you stay during your visit in Taiwan? (6)Community centers (choice multiple) | | | |
| Information | [Type= discrete] [Format=numeric] [Range= 0-1] [Missing=*] | | |
| Statistics [NW/ W] | [Valid=5004 /-] [Invalid=2 /-] | | |
| Value | Label | Cases | Percentage |
| 0 | No | 4980 | 99.5% |
| 1 | Yes | 24 | 0.5% |
| Sysmiss | | 2 | |
| Warning: these figures indicate the number of cases found in the data file. They cannot be interpreted as summary statistics of the population of interest. | | | |
| # c3_7: C3. At what hotels or locations did you stay during your visit in Taiwan? (7)Others (choice multiple) | | | |
| Information | [Type= discrete] [Format=numeric] [Range= 0-1] [Missing=*] | | |
| Statistics [NW/ W] | [Valid=5004 /-] [Invalid=2 /-] | | |
| Value | Label | Cases | Percentage |
| 0 | No | 4989 | 99.7% |
| 1 | Yes | 15 | 0.3% |
| Sysmiss | | 2 | |
| Warning: these figures indicate the number of cases found in the data file. They cannot be interpreted as summary statistics of the population of interest. | | | |
| # c4_1: C4. What accommodations do you prefer for visiting Taiwan? (1)Rate per night (choice multiple) | | | |
| Information | [Type= discrete] [Format=numeric] [Range= 1-4] [Missing=*] | | |
| Statistics [NW/ W] | [Valid=4977 /-] [Invalid=29 /-] | | |
| Value | Label | Cases | Percentage |
| 1 | Under 45 (US\$) | 915 | 18.4% |
| 2 | 45-89 (US\$) | 1977 | 39.7% |
| 3 | 90-134 (US\$) | 1478 | 29.7% |
| 4 | 135 and over (US\$) | 607 | 12.2% |
| Sysmiss | | 29 | |
| Warning: these figures indicate the number of cases found in the data file. They cannot be interpreted as summary statistics of the population of interest. | | | |
| # c4_2: C4. What accommodations do you prefer for visiting Taiwan? (2)Location of the hotel(choice multiple) | | | |
| Information | [Type= discrete] [Format=numeric] [Range= 1-3] [Missing=*] | | |
| Statistics [NW/ W] | [Valid=4969 /-] [Invalid=37 /-] | | |
| Value | Label | Cases | Percentage |
| 1 | City center | 3984 | 80.2% |
| 2 | Scenic spot | 955 | 19.2% |
| 3 | Others | 30 | 0.6% |
| Sysmiss | | 37 | |
| Warning: these figures indicate the number of cases found in the data file. They cannot be interpreted as summary statistics of the population of interest. | | | |
| # c4_3: C4. What accommodations do you prefer for visiting Taiwan? (3)Types of accommodation (choice multiple) | | | |
| Information | [Type= discrete] [Format=numeric] [Range= 1-4] [Missing=*] | | |

| # c4_3: C4. What accommodations do you prefer for visiting Taiwan? (3)Types of accommodation (choice multiple) | | | |
|---|--|-------|------------------------------|
| Statistics [NW/ W] | [Valid=4957 /-] [Invalid=49 /-] | | |
| Value | Label | Cases | Percentage |
| 1 | Resort hotel | 1557 | <div><div></div></div> 31.4% |
| 2 | Business hotel | 2119 | <div><div></div></div> 42.7% |
| 3 | Combination of resort and commercial purposes | 1228 | <div><div></div></div> 24.8% |
| 4 | Others | 53 | <div><div></div></div> 1.1% |
| Sysmiss | | 49 | |
| Warning: these figures indicate the number of cases found in the data file. They cannot be interpreted as summary statistics of the population of interest. | | | |
| # c4_4_1: C4. What accommodations do you prefer for visiting Taiwan? (4)Services 1.Free parking (choice multiple) | | | |
| Information | [Type= discrete] [Format=numeric] [Range= 0-1] [Missing=*] | | |
| Statistics [NW/ W] | [Valid=4812 /-] [Invalid=194 /-] | | |
| Value | Label | Cases | Percentage |
| 0 | No | 4317 | <div><div></div></div> 89.7% |
| 1 | Yes | 495 | <div><div></div></div> 10.3% |
| Sysmiss | | 194 | |
| Warning: these figures indicate the number of cases found in the data file. They cannot be interpreted as summary statistics of the population of interest. | | | |
| # c4_4_2: C4. What accommodations do you prefer for visiting Taiwan? (4)Services 2.Free breakfast (choice multiple) | | | |
| Information | [Type= discrete] [Format=numeric] [Range= 0-1] [Missing=*] | | |
| Statistics [NW/ W] | [Valid=4812 /-] [Invalid=194 /-] | | |
| Value | Label | Cases | Percentage |
| 0 | No | 1166 | <div><div></div></div> 24.2% |
| 1 | Yes | 3646 | <div><div></div></div> 75.8% |
| Sysmiss | | 194 | |
| Warning: these figures indicate the number of cases found in the data file. They cannot be interpreted as summary statistics of the population of interest. | | | |
| # c4_4_3: C4. What accommodations do you prefer for visiting Taiwan? (4)Services 3.Airport transportation (choice multiple) | | | |
| Information | [Type= discrete] [Format=numeric] [Range= 0-1] [Missing=*] | | |
| Statistics [NW/ W] | [Valid=4812 /-] [Invalid=194 /-] | | |
| Value | Label | Cases | Percentage |
| 0 | No | 2401 | <div><div></div></div> 49.9% |
| 1 | Yes | 2411 | <div><div></div></div> 50.1% |
| Sysmiss | | 194 | |
| Warning: these figures indicate the number of cases found in the data file. They cannot be interpreted as summary statistics of the population of interest. | | | |
| # c4_4_4: C4. What accommodations do you prefer for visiting Taiwan? (4)Services 4.Domestic transportation (choice multiple) | | | |
| Information | [Type= discrete] [Format=numeric] [Range= 0-1] [Missing=*] | | |
| Statistics [NW/ W] | [Valid=4812 /-] [Invalid=194 /-] | | |
| Value | Label | Cases | Percentage |
| 0 | No | 4038 | <div><div></div></div> 83.9% |
| 1 | Yes | 774 | <div><div></div></div> 16.1% |
| Sysmiss | | 194 | |
| Warning: these figures indicate the number of cases found in the data file. They cannot be interpreted as summary statistics of the population of interest. | | | |

| | | | |
|---|--|-------|------------------------------|
| # c4_4_5: C4. What accommodations do you prefer for visiting Taiwan? (4)Services 5.Fax service (choice multiple) | | | |
| Information | [Type= discrete] [Format=numeric] [Range= 0-1] [Missing=*] | | |
| Statistics [NW/ W] | [Valid=4812 /-] [Invalid=194 /-] | | |
| Value | Label | Cases | Percentage |
| 0 | No | 3997 | <div><div></div></div> 83.1% |
| 1 | Yes | 815 | <div><div></div></div> 16.9% |
| Sysmiss | | 194 | |
| Warning: these figures indicate the number of cases found in the data file. They cannot be interpreted as summary statistics of the population of interest. | | | |
| # c4_4_6: C4. What accommodations do you prefer for visiting Taiwan? (4)Services 6.Internet service (choice multiple) | | | |
| Information | [Type= discrete] [Format=numeric] [Range= 0-1] [Missing=*] | | |
| Statistics [NW/ W] | [Valid=4812 /-] [Invalid=194 /-] | | |
| Value | Label | Cases | Percentage |
| 0 | No | 2922 | <div><div></div></div> 60.7% |
| 1 | Yes | 1890 | <div><div></div></div> 39.3% |
| Sysmiss | | 194 | |
| Warning: these figures indicate the number of cases found in the data file. They cannot be interpreted as summary statistics of the population of interest. | | | |
| # c4_4_7: C4. What accommodations do you prefer for visiting Taiwan? (4)Services 7.Others (choice multiple) | | | |
| Information | [Type= discrete] [Format=numeric] [Range= 0-1] [Missing=*] | | |
| Statistics [NW/ W] | [Valid=4812 /-] [Invalid=194 /-] | | |
| Value | Label | Cases | Percentage |
| 0 | No | 4686 | <div><div></div></div> 97.4% |
| 1 | Yes | 126 | <div><div></div></div> 2.6% |
| Sysmiss | | 194 | |
| Warning: these figures indicate the number of cases found in the data file. They cannot be interpreted as summary statistics of the population of interest. | | | |
| # c5: C5. Do think you will visit Taiwan again? | | | |
| Information | [Type= discrete] [Format=numeric] [Range= 1-2] [Missing=*] | | |
| Statistics [NW/ W] | [Valid=4951 /-] [Invalid=55 /-] | | |
| Value | Label | Cases | Percentage |
| 1 | No | 4837 | <div><div></div></div> 97.7% |
| 2 | Yes | 114 | <div><div></div></div> 2.3% |
| Sysmiss | | 55 | |
| Warning: these figures indicate the number of cases found in the data file. They cannot be interpreted as summary statistics of the population of interest. | | | |
| # c6_1: C6. Based on your experience in Taiwan, what are your impressions of the following aspects of Taiwan compared with your original expectations? (1)Historical relics | | | |
| Information | [Type= discrete] [Format=numeric] [Range= 1-9] [Missing=*] | | |
| Statistics [NW/ W] | [Valid=4987 /-] [Invalid=19 /-] | | |
| Value | Label | Cases | Percentage |
| 1 | Better | 1784 | <div><div></div></div> 35.8% |
| 2 | About the same | 1850 | <div><div></div></div> 37.1% |
| 3 | Worse | 139 | <div><div></div></div> 2.8% |
| 9 | No experience | 1214 | <div><div></div></div> 24.3% |
| Sysmiss | | 19 | |
| Warning: these figures indicate the number of cases found in the data file. They cannot be interpreted as summary statistics of the population of interest. | | | |

| # c6_2: C6. Based on your experience in Taiwan, what are your impressions of the following aspects of Taiwan compared with your original expectations? (2)Scenery | | | |
|---|--|-------|------------------------------|
| Information | [Type= discrete] [Format=numeric] [Range= 1-9] [Missing=*] | | |
| Statistics [NW/ W] | [Valid=4986 /-] [Invalid=20 /-] | | |
| Value | Label | Cases | Percentage |
| 1 | Better | 1678 | <div><div></div></div> 33.7% |
| 2 | About the same | 2174 | <div><div></div></div> 43.6% |
| 3 | Worse | 264 | <div><div></div></div> 5.3% |
| 9 | No experience | 870 | <div><div></div></div> 17.4% |
| Sysmiss | | 20 | |
| Warning: these figures indicate the number of cases found in the data file. They cannot be interpreted as summary statistics of the population of interest. | | | |
| # c6_3: C6. Based on your experience in Taiwan, what are your impressions of the following aspects of Taiwan compared with your original expectations? (3)Prices of goods | | | |
| Information | [Type= discrete] [Format=numeric] [Range= 1-9] [Missing=*] | | |
| Statistics [NW/ W] | [Valid=4985 /-] [Invalid=21 /-] | | |
| Value | Label | Cases | Percentage |
| 1 | Better | 1355 | <div><div></div></div> 27.2% |
| 2 | About the same | 2540 | <div><div></div></div> 51.0% |
| 3 | Worse | 829 | <div><div></div></div> 16.6% |
| 9 | No experience | 261 | <div><div></div></div> 5.2% |
| Sysmiss | | 21 | |
| Warning: these figures indicate the number of cases found in the data file. They cannot be interpreted as summary statistics of the population of interest. | | | |
| # c6_4: C6. Based on your experience in Taiwan, what are your impressions of the following aspects of Taiwan compared with your original expectations? (4)Cuisine | | | |
| Information | [Type= discrete] [Format=numeric] [Range= 1-9] [Missing=*] | | |
| Statistics [NW/ W] | [Valid=4981 /-] [Invalid=25 /-] | | |
| Value | Label | Cases | Percentage |
| 1 | Better | 2467 | <div><div></div></div> 49.5% |
| 2 | About the same | 2132 | <div><div></div></div> 42.8% |
| 3 | Worse | 254 | <div><div></div></div> 5.1% |
| 9 | No experience | 128 | <div><div></div></div> 2.6% |
| Sysmiss | | 25 | |
| Warning: these figures indicate the number of cases found in the data file. They cannot be interpreted as summary statistics of the population of interest. | | | |
| # c6_5: C6. Based on your experience in Taiwan, what are your impressions of the following aspects of Taiwan compared with your original expectations? (5)Weather | | | |
| Information | [Type= discrete] [Format=numeric] [Range= 1-9] [Missing=*] | | |
| Statistics [NW/ W] | [Valid=4985 /-] [Invalid=21 /-] | | |
| Value | Label | Cases | Percentage |
| 1 | Better | 1347 | <div><div></div></div> 27.0% |
| 2 | About the same | 2637 | <div><div></div></div> 52.9% |
| 3 | Worse | 931 | <div><div></div></div> 18.7% |
| 9 | No experience | 70 | <div><div></div></div> 1.4% |
| Sysmiss | | 21 | |
| Warning: these figures indicate the number of cases found in the data file. They cannot be interpreted as summary statistics of the population of interest. | | | |

| # c6_6: C6. Based on your experience in Taiwan, what are your impressions of the following aspects of Taiwan compared with your original expectations? (6)Public securities | | | |
|---|--|-------|------------------------------|
| Information | [Type= discrete] [Format=numeric] [Range= 1-9] [Missing=*] | | |
| Statistics [NW/ W] | [Valid=4982 /-] [Invalid=24 /-] | | |
| Value | Label | Cases | Percentage |
| 1 | Better | 1815 | <div><div></div></div> 36.4% |
| 2 | About the same | 2581 | <div><div></div></div> 51.8% |
| 3 | Worse | 211 | <div><div></div></div> 4.2% |
| 9 | No experience | 375 | <div><div></div></div> 7.5% |
| Sysmiss | | 24 | |
| Warning: these figures indicate the number of cases found in the data file. They cannot be interpreted as summary statistics of the population of interest. | | | |
| # c6_7: C6. Based on your experience in Taiwan, what are your impressions of the following aspects of Taiwan compared with your original expectations? (7)Recreational facilities | | | |
| Information | [Type= discrete] [Format=numeric] [Range= 1-9] [Missing=*] | | |
| Statistics [NW/ W] | [Valid=4984 /-] [Invalid=22 /-] | | |
| Value | Label | Cases | Percentage |
| 1 | Better | 1009 | <div><div></div></div> 20.2% |
| 2 | About the same | 2291 | <div><div></div></div> 46.0% |
| 3 | Worse | 375 | <div><div></div></div> 7.5% |
| 9 | No experience | 1309 | <div><div></div></div> 26.3% |
| Sysmiss | | 22 | |
| Warning: these figures indicate the number of cases found in the data file. They cannot be interpreted as summary statistics of the population of interest. | | | |
| # c6_8: C6. Based on your experience in Taiwan, what are your impressions of the following aspects of Taiwan compared with your original expectations? (8)Traffic | | | |
| Information | [Type= discrete] [Format=numeric] [Range= 1-9] [Missing=*] | | |
| Statistics [NW/ W] | [Valid=4982 /-] [Invalid=24 /-] | | |
| Value | Label | Cases | Percentage |
| 1 | Better | 820 | <div><div></div></div> 16.5% |
| 2 | About the same | 2366 | <div><div></div></div> 47.5% |
| 3 | Worse | 1704 | <div><div></div></div> 34.2% |
| 9 | No experience | 92 | <div><div></div></div> 1.8% |
| Sysmiss | | 24 | |
| Warning: these figures indicate the number of cases found in the data file. They cannot be interpreted as summary statistics of the population of interest. | | | |
| # c6_9: C6. Based on your experience in Taiwan, what are your impressions of the following aspects of Taiwan compared with your original expectations? (9)Friendliness of people | | | |
| Information | [Type= discrete] [Format=numeric] [Range= 1-9] [Missing=*] | | |
| Statistics [NW/ W] | [Valid=4987 /-] [Invalid=19 /-] | | |
| Value | Label | Cases | Percentage |
| 1 | Better | 2792 | <div><div></div></div> 56.0% |
| 2 | About the same | 2027 | <div><div></div></div> 40.6% |
| 3 | Worse | 106 | <div><div></div></div> 2.1% |
| 9 | No experience | 62 | <div><div></div></div> 1.2% |
| Sysmiss | | 19 | |
| Warning: these figures indicate the number of cases found in the data file. They cannot be interpreted as summary statistics of the population of interest. | | | |

c6_10: C6. Based on your experience in Taiwan, what are your impressions of the following aspects of Taiwan compared with your original expectations? (10)Surrounding sanitation

| | |
|--------------------|--|
| Information | [Type= discrete] [Format=numeric] [Range= 1-9] [Missing=*] |
|--------------------|--|

| | |
|---------------------------|---------------------------------|
| Statistics [NW/ W] | [Valid=4987 /-] [Invalid=19 /-] |
|---------------------------|---------------------------------|

| Value | Label | Cases | Percentage |
|---------|----------------|-------|------------|
| 1 | Better | 1074 | 21.5% |
| 2 | About the same | 3048 | 61.1% |
| 3 | Worse | 716 | 14.4% |
| 9 | No experience | 149 | 3.0% |
| Sysmiss | | 19 | |

Warning: these figures indicate the number of cases found in the data file. They cannot be interpreted as summary statistics of the population of interest.

d1: D1. What kind of arrangement did you make for this trip?

| | |
|--------------------|--|
| Information | [Type= discrete] [Format=numeric] [Range= 1-5] [Missing=*] |
|--------------------|--|

| | |
|---------------------------|--------------------------------|
| Statistics [NW/ W] | [Valid=5006 /-] [Invalid=0 /-] |
|---------------------------|--------------------------------|

| Value | Label | Cases | Percentage |
|-------|--|-------|------------|
| 1 | Individual package tour | 325 | 6.5% |
| 2 | Group package tour | 1041 | 20.8% |
| 3 | Booking tickets and arranging accomodations through travel | 798 | 15.9% |
| 4 | Self-arranged tour, with activities arranged by a local trav | 35 | 0.7% |
| 5 | Self-arranged tour, without activities arranged by a local t | 2807 | 56.1% |

Warning: these figures indicate the number of cases found in the data file. They cannot be interpreted as summary statistics of the population of interest.

d2_1: D2. How would you rate your satisfaction with the services provided by the local travel agency or tour guides? (1)Arrangement of your visit

| | |
|--------------------|--|
| Information | [Type= discrete] [Format=numeric] [Range= 1-9] [Missing=*] |
|--------------------|--|

| | |
|---------------------------|----------------------------------|
| Statistics [NW/ W] | [Valid=4765 /-] [Invalid=241 /-] |
|---------------------------|----------------------------------|

| Value | Label | Cases | Percentage |
|---------|-------------------|-------|------------|
| 1 | Very dissatisfied | 13 | 0.3% |
| 2 | Dissatisfied | 43 | 0.9% |
| 3 | Neutral | 269 | 5.6% |
| 4 | Satisfied | 458 | 9.6% |
| 5 | Very satisfied | 338 | 7.1% |
| 9 | Self-arranged | 3644 | 76.5% |
| Sysmiss | | 241 | |

Warning: these figures indicate the number of cases found in the data file. They cannot be interpreted as summary statistics of the population of interest.

d2_2: D2. How would you rate your satisfaction with the services provided by the local travel agency or tour guides? (2)Arrangement of accommodations

| | |
|--------------------|--|
| Information | [Type= discrete] [Format=numeric] [Range= 1-9] [Missing=*] |
|--------------------|--|

| | |
|---------------------------|----------------------------------|
| Statistics [NW/ W] | [Valid=4760 /-] [Invalid=246 /-] |
|---------------------------|----------------------------------|

| Value | Label | Cases | Percentage |
|-------|-------------------|-------|------------|
| 1 | Very dissatisfied | 32 | 0.7% |
| 2 | Dissatisfied | 72 | 1.5% |
| 3 | Neutral | 429 | 9.0% |
| 4 | Satisfied | 676 | 14.2% |
| 5 | Very satisfied | 718 | 15.1% |
| 9 | Self-arranged | 2833 | 59.5% |

d2_2: D2. How would you rate your satisfaction with the services provided by the local travel agency or tour guides?
(2)Arrangement of accommodations

| Value | Label | Cases | Percentage |
|---------|-------|-------|------------|
| Sysmiss | | 246 | |

Warning: these figures indicate the number of cases found in the data file. They cannot be interpreted as summary statistics of the population of interest.

d2_3: D2. How would you rate your satisfaction with the services provided by the local travel agency or tour guides?
(3)Arrangement of transportation

| | |
|---------------------------|--|
| Information | [Type= discrete] [Format=numeric] [Range= 1-9] [Missing=*] |
| Statistics [NW/ W] | [Valid=4892 /-] [Invalid=114 /-] |

| Value | Label | Cases | Percentage |
|---------|-------------------|-------|------------|
| 1 | Very dissatisfied | 7 | 0.1% |
| 2 | Dissatisfied | 31 | 0.6% |
| 3 | Neutral | 328 | 6.7% |
| 4 | Satisfied | 505 | 10.3% |
| 5 | Very satisfied | 369 | 7.5% |
| 9 | Self-arranged | 3652 | 74.7% |
| Sysmiss | | 114 | |

Warning: these figures indicate the number of cases found in the data file. They cannot be interpreted as summary statistics of the population of interest.

d2_4: D2. How would you rate your satisfaction with the services provided by the local travel agency or tour guides?
(4)Arrangement of meals

| | |
|---------------------------|--|
| Information | [Type= discrete] [Format=numeric] [Range= 1-9] [Missing=*] |
| Statistics [NW/ W] | [Valid=4694 /-] [Invalid=312 /-] |

| Value | Label | Cases | Percentage |
|---------|-------------------|-------|------------|
| 1 | Very dissatisfied | 6 | 0.1% |
| 2 | Dissatisfied | 30 | 0.6% |
| 3 | Neutral | 218 | 4.6% |
| 4 | Satisfied | 390 | 8.3% |
| 5 | Very satisfied | 394 | 8.4% |
| 9 | Self-arranged | 3656 | 77.9% |
| Sysmiss | | 312 | |

Warning: these figures indicate the number of cases found in the data file. They cannot be interpreted as summary statistics of the population of interest.

d2_5: D2. How would you rate your satisfaction with the services provided by the local travel agency or tour guides?
(5)The service of the tour guides

| | |
|---------------------------|--|
| Information | [Type= discrete] [Format=numeric] [Range= 1-9] [Missing=*] |
| Statistics [NW/ W] | [Valid=4868 /-] [Invalid=138 /-] |

| Value | Label | Cases | Percentage |
|---------|-------------------|-------|------------|
| 1 | Very dissatisfied | 14 | 0.3% |
| 2 | Dissatisfied | 35 | 0.7% |
| 3 | Neutral | 269 | 5.5% |
| 4 | Satisfied | 439 | 9.0% |
| 5 | Very satisfied | 431 | 8.9% |
| 9 | Self-arranged | 3680 | 75.6% |
| Sysmiss | | 138 | |

Warning: these figures indicate the number of cases found in the data file. They cannot be interpreted as summary statistics of the population of interest.

**# d2_6: D2. How would you rate your satisfaction with the services provided by the local travel agency or tour guides?
(6)The professionalism of the tour guides**

| | |
|---------------------------|--|
| Information | [Type= discrete] [Format=numeric] [Range= 1-9] [Missing=*] |
| Statistics [NW/ W] | [Valid=4867 /-] [Invalid=139 /-] |

| Value | Label | Cases | Percentage |
|---------|-------------------|-------|------------|
| 1 | Very dissatisfied | 14 | 0.3% |
| 2 | Dissatisfied | 37 | 0.8% |
| 3 | Neutral | 306 | 6.3% |
| 4 | Satisfied | 429 | 8.8% |
| 5 | Very satisfied | 395 | 8.1% |
| 9 | Self-arranged | 3686 | 75.7% |
| Sysmiss | | 139 | |

Warning: these figures indicate the number of cases found in the data file. They cannot be interpreted as summary statistics of the population of interest.

**# d2_7: D2. How would you rate your satisfaction with the services provided by the local travel agency or tour guides?
(7)Overall impression**

| | |
|---------------------------|--|
| Information | [Type= discrete] [Format=numeric] [Range= 1-9] [Missing=*] |
| Statistics [NW/ W] | [Valid=4749 /-] [Invalid=257 /-] |

| Value | Label | Cases | Percentage |
|---------|-------------------|-------|------------|
| 1 | Very dissatisfied | 20 | 0.4% |
| 2 | Dissatisfied | 47 | 1.0% |
| 3 | Neutral | 439 | 9.2% |
| 4 | Satisfied | 810 | 17.1% |
| 5 | Very satisfied | 626 | 13.2% |
| 9 | Self-arranged | 2807 | 59.1% |
| Sysmiss | | 257 | |

Warning: these figures indicate the number of cases found in the data file. They cannot be interpreted as summary statistics of the population of interest.

d3: D3. Did you pay a certain amount of fee to the travel agency in advance?

| | |
|---------------------------|--|
| Information | [Type= discrete] [Format=numeric] [Range= 1-2] [Missing=*] |
| Statistics [NW/ W] | [Valid=5006 /-] [Invalid=0 /-] |

| Value | Label | Cases | Percentage |
|-------|-----------------|-------|------------|
| 1 | Yes | 1560 | 31.2% |
| 2 | No (Skip to D6) | 3446 | 68.8% |

Warning: these figures indicate the number of cases found in the data file. They cannot be interpreted as summary statistics of the population of interest.

d4_a: D4. How much did you pay in advance? Total cost

| | |
|---------------------------|---|
| Information | [Type= continuous] [Format=numeric] [Range= 25-9999999] [Missing=*] |
| Statistics [NW/ W] | [Valid=4947 /-] [Invalid=59 /-] |

| Value | Label | Cases | Percentage |
|---------|-----------------------|-------|------------|
| 9999999 | Skip or No experience | 3452 | 100.0% |

Warning: these figures indicate the number of cases found in the data file. They cannot be interpreted as summary statistics of the population of interest.

d4_b: D4. How much did you pay in advance? Type of currency

| | |
|---------------------------|---|
| Information | [Type= discrete] [Format=numeric] [Range= 1-16] [Missing=*] |
| Statistics [NW/ W] | [Valid=5006 /-] [Invalid=0 /-] |

| Value | Label | Cases | Percentage |
|-------|-------|-------|------------|
| 1 | NTD | 24 | 0.5% |

| # d4_b: D4. How much did you pay in advance? Type of currency | | | |
|---|--|-------|-------------------|
| Value | Label | Cases | Percentage |
| 2 | USD | 3560 | <div></div> 71.1% |
| 3 | JPY | 944 | <div></div> 18.9% |
| 4 | KRW | 1 | 0.0% |
| 5 | HKD | 466 | <div></div> 9.3% |
| 6 | SGD | 2 | 0.0% |
| 7 | NZD | 1 | 0.0% |
| 8 | CAD | 0 | |
| 9 | MYR | 0 | |
| 10 | GBP | 1 | 0.0% |
| 11 | AUD | 0 | |
| 12 | DEM | 2 | 0.0% |
| 13 | FRF | 0 | |
| 14 | THB | 0 | |
| 15 | PHP | 0 | |
| 16 | EUR | 5 | 0.1% |
| Warning: these figures indicate the number of cases found in the data file. They cannot be interpreted as summary statistics of the population of interest. | | | |
| # airexp: D4. Did the total cost of D4 include Air/ship fare? | | | |
| Information | [Type= discrete] [Format=numeric] [Range= 0-9] [Missing=*] | | |
| Statistics [NW/ W] | [Valid=5000 /-] [Invalid=6 /-] | | |
| Value | Label | Cases | Percentage |
| 0 | Excluded air/ship fare | 664 | <div></div> 13.3% |
| 1 | Include air/ship fare | 884 | <div></div> 17.7% |
| 9 | No experience | 3452 | <div></div> 69.0% |
| Sysmiss | | 6 | |
| Warning: these figures indicate the number of cases found in the data file. They cannot be interpreted as summary statistics of the population of interest. | | | |

| # d5_1: D5. Which of the following items did you pay to the travel agency in advance? (1)Hotel (choice multiple) | | | |
|---|--|-------|------------------------------|
| Information | [Type= discrete] [Format=numeric] [Range= 0-9] [Missing=*] | | |
| Statistics [NW/ W] | [Valid=5006 /-] [Invalid=0 /-] | | |
| Value | Label | Cases | Percentage |
| 0 | No | 44 | <div><div></div></div> 0.9% |
| 1 | Yes | 1510 | <div><div></div></div> 30.2% |
| 9 | Skip or not applicable | 3452 | <div><div></div></div> 69.0% |
| Warning: these figures indicate the number of cases found in the data file. They cannot be interpreted as summary statistics of the population of interest. | | | |
| # d5_2: D5. Which of the following items did you pay to the travel agency in advance? (2)Meals outside hotel (choice multiple) | | | |
| Information | [Type= discrete] [Format=numeric] [Range= 0-9] [Missing=*] | | |
| Statistics [NW/ W] | [Valid=5006 /-] [Invalid=0 /-] | | |
| Value | Label | Cases | Percentage |
| 0 | No | 526 | <div><div></div></div> 10.5% |
| 1 | Yes | 1028 | <div><div></div></div> 20.5% |
| 9 | Skip or not applicable | 3452 | <div><div></div></div> 69.0% |
| Warning: these figures indicate the number of cases found in the data file. They cannot be interpreted as summary statistics of the population of interest. | | | |
| # d5_3: D5. Which of the following items did you pay to the travel agency in advance? (3)Local transportation (choice multiple) | | | |
| Information | [Type= discrete] [Format=numeric] [Range= 0-9] [Missing=*] | | |
| Statistics [NW/ W] | [Valid=5006 /-] [Invalid=0 /-] | | |
| Value | Label | Cases | Percentage |
| 0 | No | 384 | <div><div></div></div> 7.7% |
| 1 | Yes | 1170 | <div><div></div></div> 23.4% |
| 9 | Skip or not applicable | 3452 | <div><div></div></div> 69.0% |
| Warning: these figures indicate the number of cases found in the data file. They cannot be interpreted as summary statistics of the population of interest. | | | |
| # d5_4: D5. Which of the following items did you pay to the travel agency in advance? (4)Entertainment (choice multiple) | | | |
| Information | [Type= discrete] [Format=numeric] [Range= 0-9] [Missing=*] | | |
| Statistics [NW/ W] | [Valid=5006 /-] [Invalid=0 /-] | | |
| Value | Label | Cases | Percentage |
| 0 | No | 1007 | <div><div></div></div> 20.1% |
| 1 | Yes | 547 | <div><div></div></div> 10.9% |
| 9 | Skip or not applicable | 3452 | <div><div></div></div> 69.0% |
| Warning: these figures indicate the number of cases found in the data file. They cannot be interpreted as summary statistics of the population of interest. | | | |
| # d5_5: D5. Which of the following items did you pay to the travel agency in advance? (5)Miscellaneous expenses (choice multiple) | | | |
| Information | [Type= discrete] [Format=numeric] [Range= 0-9] [Missing=*] | | |
| Statistics [NW/ W] | [Valid=5006 /-] [Invalid=0 /-] | | |
| Value | Label | Cases | Percentage |
| 0 | No | 954 | <div><div></div></div> 19.1% |
| 1 | Yes | 600 | <div><div></div></div> 12.0% |
| 9 | Skip or not applicable | 3452 | <div><div></div></div> 69.0% |
| Warning: these figures indicate the number of cases found in the data file. They cannot be interpreted as summary statistics of the population of interest. | | | |

| | | | |
|---|---|-------|------------|
| # d6_a: D6. During your trip in Taiwan, how much money in total did you spend? | | | |
| Information | [Type= continuous] [Format=numeric] [Range= 0-1200000] [Missing=*] | | |
| Statistics [NW/ W] | [Valid=4951 /-] [Invalid=55 /-] [Mean=31496.549 /-] [StdDev=61531.869 /-] | | |
| # d6_b: D6. During your trip in Taiwan, how much money in total did you spend? Type of currency | | | |
| Information | [Type= discrete] [Format=numeric] [Range= 1-16] [Missing=*] | | |
| Statistics [NW/ W] | [Valid=5006 /-] [Invalid=0 /-] | | |
| Value | Label | Cases | Percentage |
| 1 | NTD | 2150 | 42.9% |
| 2 | USD | 955 | 19.1% |
| 3 | JPY | 1309 | 26.1% |
| 4 | KRW | 6 | 0.1% |
| 5 | HKD | 473 | 9.4% |
| 6 | SGD | 2 | 0.0% |
| 7 | NZD | 3 | 0.1% |
| 8 | CAD | 6 | 0.1% |
| 9 | MYR | 0 | |
| 10 | GBP | 45 | 0.9% |
| 11 | AUD | 12 | 0.2% |
| 12 | DEM | 22 | 0.4% |
| 13 | FRF | 4 | 0.1% |
| 14 | THB | 0 | |
| 15 | PHP | 0 | |
| 16 | EUR | 19 | 0.4% |
| Warning: these figures indicate the number of cases found in the data file. They cannot be interpreted as summary statistics of the population of interest. | | | |
| # d7_1: D7. Based on the total sum mention in item D6, how much money or percentage did you spend on : (1)Hotel bills | | | |
| Information | [Type= continuous] [Format=numeric] [Range= 0-600000] [Missing=*] | | |
| Statistics [NW/ W] | [Valid=4950 /-] [Invalid=56 /-] [Mean=7486.999 /-] [StdDev=19433.635 /-] | | |
| # d7_2: D7. Based on the total sum mention in item D6, how much money or percentage did you spend on : (2)Meals outside hotels: | | | |
| Information | [Type= continuous] [Format=numeric] [Range= 0-360000] [Missing=*] | | |
| Statistics [NW/ W] | [Valid=4978 /-] [Invalid=28 /-] [Mean=5198.057 /-] [StdDev=14610.349 /-] | | |
| # d7_3: D7. Based on the total sum mention in item D6, how much money or percentage did you spend on : (3)Domestic transportation | | | |
| Information | [Type= continuous] [Format=numeric] [Range= 0-150000] [Missing=*] | | |
| Statistics [NW/ W] | [Valid=4985 /-] [Invalid=21 /-] [Mean=1870.936 /-] [StdDev=5873.949 /-] | | |
| # d7_4: D7. Based on the total sum mention in item D6, how much money or percentage did you spend on : (4)Entertainment | | | |
| Information | [Type= continuous] [Format=numeric] [Range= 0-300000] [Missing=*] | | |
| Statistics [NW/ W] | [Valid=4983 /-] [Invalid=23 /-] [Mean=2549.343 /-] [StdDev=11771.944 /-] | | |
| # d7_5: D7. Based on the total sum mention in item D6, how much money or percentage did you spend on : (5)Miscellaneous expenses | | | |
| Information | [Type= continuous] [Format=numeric] [Range= 0-487500] [Missing=*] | | |
| Statistics [NW/ W] | [Valid=4982 /-] [Invalid=24 /-] [Mean=2719.837 /-] [StdDev=18711.928 /-] | | |

| | | | |
|---|---|-------|-------------------|
| # d7_6: D7. Based on the total sum mention in item D6, how much money or percentage did you spend on : (6)Shopping | | | |
| Information | [Type= continuous] [Format=numeric] [Range= 0-400000] [Missing=*] | | |
| Statistics [NW/ W] | [Valid=4989 /-] [Invalid=17 /-] [Mean=11661.479 /-] [StdDev=27441.581 /-] | | |
| # d7_6a: D7.6 Based on the total sum mention in item D6, how much money or percentage did you spend on shopping: (1)Clothes or accessories | | | |
| Information | [Type= continuous] [Format=numeric] [Range= 0-200000] [Missing=*] | | |
| Statistics [NW/ W] | [Valid=4930 /-] [Invalid=76 /-] [Mean=1908.649 /-] [StdDev=9926.842 /-] | | |
| # d7_6b: D7.6 Based on the total sum mention in item D6, how much money or percentage did you spend on shopping: (2)Jewelry or jade | | | |
| Information | [Type= continuous] [Format=numeric] [Range= 0-128000] [Missing=*] | | |
| Statistics [NW/ W] | [Valid=4933 /-] [Invalid=73 /-] [Mean=1061.248 /-] [StdDev=7005.67 /-] | | |
| # d7_6c: D7.6 Based on the total sum mention in item D6, how much money or percentage did you spend on shopping: (3)Souvenirs or handicrafts | | | |
| Information | [Type= continuous] [Format=numeric] [Range= 0-150000] [Missing=*] | | |
| Statistics [NW/ W] | [Valid=4933 /-] [Invalid=73 /-] [Mean=1388.756 /-] [StdDev=5996.572 /-] | | |
| # d7_6d: D7.6 Based on the total sum mention in item D6, how much money or percentage did you spend on shopping: (4)Cosmetics or perfumes | | | |
| Information | [Type= continuous] [Format=numeric] [Range= 0-120000] [Missing=*] | | |
| Statistics [NW/ W] | [Valid=4933 /-] [Invalid=73 /-] [Mean=579.183 /-] [StdDev=4033.138 /-] | | |
| # d7_6e: D7.6 Based on the total sum mention in item D6, how much money or percentage did you spend on shopping: (5)Famous products | | | |
| Information | [Type= continuous] [Format=numeric] [Range= 0-180000] [Missing=*] | | |
| Statistics [NW/ W] | [Valid=4932 /-] [Invalid=74 /-] [Mean=4857.339 /-] [StdDev=13382.326 /-] | | |
| # d7_6f: D7.6 Based on the total sum mention in item D6, how much money or percentage did you spend on shopping: (6)Alcohol,Tobacco and cigarettes | | | |
| Information | [Type= continuous] [Format=numeric] [Range= 0-90000] [Missing=*] | | |
| Statistics [NW/ W] | [Valid=4932 /-] [Invalid=74 /-] [Mean=497.149 /-] [StdDev=3030.62 /-] | | |
| # d7_6g: D7.6 Based on the total sum mention in item D6, how much money or percentage did you spend on shopping: (7)Chinese herbs and medicine | | | |
| Information | [Type= continuous] [Format=numeric] [Range= 0-179000] [Missing=*] | | |
| Statistics [NW/ W] | [Valid=4932 /-] [Invalid=74 /-] [Mean=506.302 /-] [StdDev=4596.533 /-] | | |
| # d7_6h: D7.6 Based on the total sum mention in item D6, how much money or percentage did you spend on shopping: (8)Other | | | |
| Information | [Type= continuous] [Format=numeric] [Range= 0-350000] [Missing=*] | | |
| Statistics [NW/ W] | [Valid=4932 /-] [Invalid=74 /-] [Mean=865.424 /-] [StdDev=8823.586 /-] | | |
| # d8: D8. How many people were the above expenses used for (include yourself)? | | | |
| Information | [Type= discrete] [Format=numeric] [Range= 1-18] [Missing=*] | | |
| Statistics [NW/ W] | [Valid=5006 /-] [Invalid=0 /-] | | |
| Value | Label | Cases | Percentage |
| 1 | | 4254 | <div></div> 85.0% |
| 2 | | 585 | <div></div> 11.7% |
| 3 | | 103 | <div></div> 2.1% |

| # d8: D8. How many people were the above expenses used for (include yourself)? | | | |
|---|--|-------|--------------------|
| Value | Label | Cases | Percentage |
| 4 | | 46 | <div></div> 0.9% |
| 5 | | 12 | <div></div> 0.2% |
| 6 | | 3 | <div></div> 0.1% |
| 7 | | 1 | <div></div> 0.0% |
| 8 | | 1 | <div></div> 0.0% |
| 18 | | 1 | <div></div> 0.0% |
| Warning: these figures indicate the number of cases found in the data file. They cannot be interpreted as summary statistics of the population of interest. | | | |
| # d9_1: D9. What form of payment did you use? (1)Cash (choice multiple) | | | |
| Information | [Type= discrete] [Format=numeric] [Range= 0-9] [Missing=*] | | |
| Statistics [NW/ W] | [Valid=4969 /-] [Invalid=37 /-] | | |
| Value | Label | Cases | Percentage |
| 0 | No | 556 | <div></div> 11.2% |
| 1 | Yes | 4412 | <div></div> 88.8% |
| 9 | Skip or not applicable | 1 | <div></div> 0.0% |
| Sysmiss | | 37 | |
| Warning: these figures indicate the number of cases found in the data file. They cannot be interpreted as summary statistics of the population of interest. | | | |
| # d9_2: D9. What form of payment did you use? (2)Traveler's check (choice multiple) | | | |
| Information | [Type= discrete] [Format=numeric] [Range= 0-9] [Missing=*] | | |
| Statistics [NW/ W] | [Valid=4969 /-] [Invalid=37 /-] | | |
| Value | Label | Cases | Percentage |
| 0 | No | 4818 | <div></div> 97.0% |
| 1 | Yes | 150 | <div></div> 3.0% |
| 9 | Skip or not applicable | 1 | <div></div> 0.0% |
| Sysmiss | | 37 | |
| Warning: these figures indicate the number of cases found in the data file. They cannot be interpreted as summary statistics of the population of interest. | | | |
| # d9_3: D9. What form of payment did you use? (3)Credit cards (choice multiple) | | | |
| Information | [Type= discrete] [Format=numeric] [Range= 0-9] [Missing=*] | | |
| Statistics [NW/ W] | [Valid=4969 /-] [Invalid=37 /-] | | |
| Value | Label | Cases | Percentage |
| 0 | No | 2431 | <div></div> 48.9% |
| 1 | Yes | 2537 | <div></div> 51.1% |
| 9 | Skip or not applicable | 1 | <div></div> 0.0% |
| Sysmiss | | 37 | |
| Warning: these figures indicate the number of cases found in the data file. They cannot be interpreted as summary statistics of the population of interest. | | | |
| # d9_4: D9. What form of payment did you use? (4)Others (choice multiple) | | | |
| Information | [Type= discrete] [Format=numeric] [Range= 0-9] [Missing=*] | | |
| Statistics [NW/ W] | [Valid=4969 /-] [Invalid=37 /-] | | |
| Value | Label | Cases | Percentage |
| 0 | No | 4968 | <div></div> 100.0% |
| 1 | Yes | 0 | |
| 9 | Skip or not applicable | 1 | <div></div> 0.0% |
| Sysmiss | | 37 | |

| # d9_4: D9. What form of payment did you use? (4)Others (choice multiple) | | | |
|---|---|-------|------------|
| Warning: these figures indicate the number of cases found in the data file. They cannot be interpreted as summary statistics of the population of interest. | | | |
| # e1: E1. What is your nationality? | | | |
| Information | [Type= discrete] [Format=numeric] [Range= 1-17] [Missing=*] | | |
| Statistics [NW/ W] | [Valid=5006 /-] [Invalid=0 /-] | | |
| Value | Label | Cases | Percentage |
| 1 | Japan | 2008 | 40.1% |
| 2 | Hong Kong or Macao | 0 | |
| 3 | Singapore | 86 | 1.7% |
| 4 | Korea | 197 | 3.9% |
| 5 | Malaysia | 18 | 0.4% |
| 6 | Indonesia | 15 | 0.3% |
| 7 | Other regions in Asia | 283 | 5.7% |
| 8 | USA | 581 | 11.6% |
| 9 | Canada | 94 | 1.9% |
| 10 | UK | 239 | 4.8% |
| 11 | France | 97 | 1.9% |
| 12 | Germany | 209 | 4.2% |
| 13 | Other regions in Europe | 328 | 6.6% |
| 14 | Australia, New Zealand | 129 | 2.6% |
| 15 | Other regions | 94 | 1.9% |
| 16 | R.O.C. | 55 | 1.1% |
| 17 | China | 573 | 11.4% |
| Warning: these figures indicate the number of cases found in the data file. They cannot be interpreted as summary statistics of the population of interest. | | | |
| # e2: E2. The country of your residence is | | | |
| Information | [Type= discrete] [Format=numeric] [Range= 1-17] [Missing=*] | | |
| Statistics [NW/ W] | [Valid=5006 /-] [Invalid=0 /-] | | |
| Value | Label | Cases | Percentage |
| 1 | Japan | 2049 | 40.9% |
| 2 | Hong Kong | 731 | 14.6% |
| 3 | Singapore | 137 | 2.7% |
| 4 | Korea | 218 | 4.4% |
| 5 | Malaysia | 23 | 0.5% |
| 6 | Indonesia | 15 | 0.3% |
| 7 | Other regions in Asia | 284 | 5.7% |
| 8 | USA | 534 | 10.7% |
| 9 | Canada | 84 | 1.7% |
| 10 | UK | 152 | 3.0% |
| 11 | France | 82 | 1.6% |
| 12 | Germany | 192 | 3.8% |
| 13 | Other regions in Europe | 280 | 5.6% |
| 14 | Australia, New Zealand | 115 | 2.3% |
| 15 | Other regions | 97 | 1.9% |
| 17 | China | 13 | 0.3% |
| Warning: these figures indicate the number of cases found in the data file. They cannot be interpreted as summary statistics of the population of interest. | | | |

| # e3: E3. Age | | | |
|---|--|-------|------------------------------|
| Information | [Type= discrete] [Format=numeric] [Range= 1-6] [Missing=*] | | |
| Statistics [NW/ W] | [Valid=5006 /-] [Invalid=0 /-] | | |
| Value | Label | Cases | Percentage |
| 1 | Under 19 years old | 56 | <div><div></div></div> 1.1% |
| 2 | 20-29 years old | 1480 | <div><div></div></div> 29.6% |
| 3 | 30-39 years old | 1364 | <div><div></div></div> 27.2% |
| 4 | 40-49 years old | 1020 | <div><div></div></div> 20.4% |
| 5 | 50-59 years old | 771 | <div><div></div></div> 15.4% |
| 6 | 60 years old and over | 315 | <div><div></div></div> 6.3% |
| Warning: these figures indicate the number of cases found in the data file. They cannot be interpreted as summary statistics of the population of interest. | | | |
| # e4: E4. Yoour annual income is about: (converted to USD) | | | |
| Information | [Type= discrete] [Format=numeric] [Range= 1-8] [Missing=*] | | |
| Statistics [NW/ W] | [Valid=4797 /-] [Invalid=209 /-] | | |
| Value | Label | Cases | Percentage |
| 1 | Under 9,999 (US\$) | 323 | <div><div></div></div> 6.7% |
| 2 | 10,000-14,999 (US\$) | 290 | <div><div></div></div> 6.0% |
| 3 | 15,000-29,999 (US\$) | 521 | <div><div></div></div> 10.9% |
| 4 | 30,000-39,999 (US\$) | 747 | <div><div></div></div> 15.6% |
| 5 | 40,000-69,999 (US\$) | 1221 | <div><div></div></div> 25.5% |
| 6 | 70,000-99,999 (US\$) | 716 | <div><div></div></div> 14.9% |
| 7 | 100,000 and over (US\$) | 472 | <div><div></div></div> 9.8% |
| 8 | No fixed income | 507 | <div><div></div></div> 10.6% |
| Sysmiss | | 209 | |
| Warning: these figures indicate the number of cases found in the data file. They cannot be interpreted as summary statistics of the population of interest. | | | |
| # e5: E5. Your highest level of education is | | | |
| Information | [Type= discrete] [Format=numeric] [Range= 1-4] [Missing=*] | | |
| Statistics [NW/ W] | [Valid=4933 /-] [Invalid=73 /-] | | |
| Value | Label | Cases | Percentage |
| 1 | Primary school | 40 | <div><div></div></div> 0.8% |
| 2 | Junior high school, senior high school or vocational high sc | 872 | <div><div></div></div> 17.7% |
| 3 | College, university, graduate school or higher | 4021 | <div><div></div></div> 81.5% |
| 4 | Others | 0 | |
| Sysmiss | | 73 | |
| Warning: these figures indicate the number of cases found in the data file. They cannot be interpreted as summary statistics of the population of interest. | | | |
| # e6: E6. What is your Occupation? | | | |
| Information | [Type= discrete] [Format=numeric] [Range= 1-11] [Missing=*] | | |
| Statistics [NW/ W] | [Valid=4991 /-] [Invalid=15 /-] | | |
| Value | Label | Cases | Percentage |
| 1 | Legislator, administrator, business executive and manager | 1075 | <div><div></div></div> 21.5% |
| 2 | Professionals | 1187 | <div><div></div></div> 23.8% |
| 3 | Technicians or assistant professionals | 431 | <div><div></div></div> 8.6% |
| 4 | Clerks | 1111 | <div><div></div></div> 22.3% |
| 5 | Service workers and shop/market sales workers | 280 | <div><div></div></div> 5.6% |

e6: E6. What is your Occupation?

| Value | Label | Cases | Percentage |
|---------|--|-------|-----------------------------|
| 6 | Agricultural, animal husbandry, forestry and fishing workers | 37 | <div><div></div></div> 0.7% |
| 7 | Production and related workers, plant/machine operators and | 51 | <div><div></div></div> 1.0% |
| 8 | Housewives | 232 | <div><div></div></div> 4.6% |
| 9 | Students | 405 | <div><div></div></div> 8.1% |
| 10 | Retirees | 150 | <div><div></div></div> 3.0% |
| 11 | Others | 32 | <div><div></div></div> 0.6% |
| Sysmiss | | 15 | |

Warning: these figures indicate the number of cases found in the data file. They cannot be interpreted as summary statistics of the population of interest.

e7: E7. Gender

| | |
|--------------------|--|
| Information | [Type= discrete] [Format=numeric] [Range= 1-2] [Missing=*] |
| Statistics [NW/ W] | [Valid=5006 /-] [Invalid=0 /-] |

| Value | Label | Cases | Percentage |
|-------|--------|-------|------------------------------|
| 1 | Male | 3504 | <div><div></div></div> 70.0% |
| 2 | Female | 1502 | <div><div></div></div> 30.0% |

Warning: these figures indicate the number of cases found in the data file. They cannot be interpreted as summary statistics of the population of interest.

f1_a: F1. Interview ended at: hour

| | |
|--------------------|---|
| Information | [Type= discrete] [Format=numeric] [Range= 7-21] [Missing=*] |
| Statistics [NW/ W] | [Valid=5006 /-] [Invalid=0 /-] |

| Value | Label | Cases | Percentage |
|-------|-------|-------|------------------------------|
| 7 | | 2 | <div><div></div></div> 0.0% |
| 8 | | 52 | <div><div></div></div> 1.0% |
| 9 | | 200 | <div><div></div></div> 4.0% |
| 10 | | 418 | <div><div></div></div> 8.3% |
| 11 | | 522 | <div><div></div></div> 10.4% |
| 12 | | 424 | <div><div></div></div> 8.5% |
| 13 | | 535 | <div><div></div></div> 10.7% |
| 14 | | 839 | <div><div></div></div> 16.8% |
| 15 | | 879 | <div><div></div></div> 17.6% |
| 16 | | 665 | <div><div></div></div> 13.3% |
| 17 | | 300 | <div><div></div></div> 6.0% |
| 18 | | 125 | <div><div></div></div> 2.5% |
| 19 | | 35 | <div><div></div></div> 0.7% |
| 20 | | 9 | <div><div></div></div> 0.2% |
| 21 | | 1 | <div><div></div></div> 0.0% |

Warning: these figures indicate the number of cases found in the data file. They cannot be interpreted as summary statistics of the population of interest.

f1_b: F1. Interview ended at: minute

| | |
|--------------------|---|
| Information | [Type= continuous] [Format=numeric] [Range= 0-59] [Missing=*] |
| Statistics [NW/ W] | [Valid=5006 /-] [Invalid=0 /-] [Mean=28.84 /-] [StdDev=17.259 /-] |

f2_y: F2. Interview ended at: year(R.O.C)

| | |
|--------------------|--|
| Information | [Type= discrete] [Format=numeric] [Range= 90-91] [Missing=*] |
| Statistics [NW/ W] | [Valid=5006 /-] [Invalid=0 /-] |

| # f2_y: F2. Interview ended at: year(R.O.C) | | | |
|---|--|-------|-------------------|
| Value | Label | Cases | Percentage |
| 90 | | 4998 | <div></div> 99.8% |
| 91 | | 8 | <div></div> 0.2% |
| Warning: these figures indicate the number of cases found in the data file. They cannot be interpreted as summary statistics of the population of interest. | | | |
| # f2_m: F2. Interview ended at: month | | | |
| Information | [Type= discrete] [Format=numeric] [Range= 1-12] [Missing=*] | | |
| Statistics [NW/ W] | [Valid=5006 /-] [Invalid=0 /-] | | |
| Value | Label | Cases | Percentage |
| 1 | | 56 | <div></div> 1.1% |
| 2 | | 428 | <div></div> 8.5% |
| 3 | | 444 | <div></div> 8.9% |
| 4 | | 467 | <div></div> 9.3% |
| 5 | | 401 | <div></div> 8.0% |
| 6 | | 533 | <div></div> 10.6% |
| 7 | | 410 | <div></div> 8.2% |
| 8 | | 446 | <div></div> 8.9% |
| 9 | | 441 | <div></div> 8.8% |
| 10 | | 475 | <div></div> 9.5% |
| 11 | | 454 | <div></div> 9.1% |
| 12 | | 451 | <div></div> 9.0% |
| Warning: these figures indicate the number of cases found in the data file. They cannot be interpreted as summary statistics of the population of interest. | | | |
| # f2_d: F2. Interview ended at: day | | | |
| Information | [Type= continuous] [Format=numeric] [Range= 1-31] [Missing=*] | | |
| Statistics [NW/ W] | [Valid=5006 /-] [Invalid=0 /-] [Mean=17.425 /-] [StdDev=8.56 /-] | | |
| # f3_a: F3. The cooperation of respondents1 | | | |
| Information | [Type= discrete] [Format=numeric] [Range= 1-3] [Missing=*] | | |
| Statistics [NW/ W] | [Valid=5006 /-] [Invalid=0 /-] | | |
| Value | Label | Cases | Percentage |
| 1 | Understandable | 1364 | <div></div> 27.2% |
| 2 | Attentive | 1576 | <div></div> 31.5% |
| 3 | Reliable | 2066 | <div></div> 41.3% |
| Warning: these figures indicate the number of cases found in the data file. They cannot be interpreted as summary statistics of the population of interest. | | | |
| # f3_b: F3. The cooperation of respondents2 | | | |
| Information | [Type= discrete] [Format=numeric] [Range= 1-3] [Missing=*] | | |
| Statistics [NW/ W] | [Valid=5006 /-] [Invalid=0 /-] | | |
| Value | Label | Cases | Percentage |
| 1 | Understandable | 1402 | <div></div> 28.0% |
| 2 | Attentive | 2009 | <div></div> 40.1% |
| 3 | Reliable | 1595 | <div></div> 31.9% |
| Warning: these figures indicate the number of cases found in the data file. They cannot be interpreted as summary statistics of the population of interest. | | | |
| # f3_c: F3. The cooperation of respondents3 | | | |
| Information | [Type= discrete] [Format=numeric] [Range= 1-3] [Missing=*] | | |
| Statistics [NW/ W] | [Valid=5006 /-] [Invalid=0 /-] | | |

| # f3_c: F3. The cooperation of respondents3 | | | |
|---|---|-------|------------------------------|
| Value | Label | Cases | Percentage |
| 1 | Understandable | 2240 | <div><div></div></div> 44.7% |
| 2 | Attentive | 1421 | <div><div></div></div> 28.4% |
| 3 | Reliable | 1345 | <div><div></div></div> 26.9% |
| Warning: these figures indicate the number of cases found in the data file. They cannot be interpreted as summary statistics of the population of interest. | | | |
| # intno: Interviewer no. | | | |
| Information | [Type= discrete] [Format=numeric] [Range= 2-87] [Missing=*] | | |
| Statistics [NW/ W] | [Valid=5006 /-] [Invalid=0 /-] | | |
| Value | Label | Cases | Percentage |
| 2 | | 521 | <div><div></div></div> 10.4% |
| 11 | | 653 | <div><div></div></div> 13.0% |
| 16 | | 436 | <div><div></div></div> 8.7% |
| 21 | | 207 | <div><div></div></div> 4.1% |
| 23 | | 350 | <div><div></div></div> 7.0% |
| 27 | | 548 | <div><div></div></div> 10.9% |
| 28 | | 38 | <div><div></div></div> 0.8% |
| 29 | | 73 | <div><div></div></div> 1.5% |
| 30 | | 885 | <div><div></div></div> 17.7% |
| 31 | | 352 | <div><div></div></div> 7.0% |
| 32 | | 33 | <div><div></div></div> 0.7% |
| 33 | | 390 | <div><div></div></div> 7.8% |
| 34 | | 69 | <div><div></div></div> 1.4% |
| 35 | | 80 | <div><div></div></div> 1.6% |
| 36 | | 151 | <div><div></div></div> 3.0% |
| 37 | | 62 | <div><div></div></div> 1.2% |
| 38 | | 57 | <div><div></div></div> 1.1% |
| 39 | | 22 | <div><div></div></div> 0.4% |
| 40 | | 24 | <div><div></div></div> 0.5% |
| 75 | | 8 | <div><div></div></div> 0.2% |
| 79 | | 7 | <div><div></div></div> 0.1% |
| 87 | | 40 | <div><div></div></div> 0.8% |
| Warning: these figures indicate the number of cases found in the data file. They cannot be interpreted as summary statistics of the population of interest. | | | |
| # coding: Examiner no. | | | |
| Information | [Type= continuous] [Format=numeric] [Range= 3-38] [Missing=*] | | |
| Statistics [NW/ W] | [Valid=5006 /-] [Invalid=0 /-] [Mean=24.689 /-] [StdDev=9.452 /-] | | |
| # keyin: Keyin no. | | | |
| Information | [Type= discrete] [Format=numeric] [Range= 18-38] [Missing=*] | | |
| Statistics [NW/ W] | [Valid=5006 /-] [Invalid=0 /-] | | |
| Value | Label | Cases | Percentage |
| 18 | | 1 | <div><div></div></div> 0.0% |
| 21 | | 140 | <div><div></div></div> 2.8% |
| 22 | | 237 | <div><div></div></div> 4.7% |
| 23 | | 225 | <div><div></div></div> 4.5% |
| 24 | | 304 | <div><div></div></div> 6.1% |

| # keyin: Keyin no. | | | |
|---|--|-------|-------------------|
| Value | Label | Cases | Percentage |
| 25 | | 244 | <div></div> 4.9% |
| 26 | | 345 | <div></div> 6.9% |
| 27 | | 277 | <div></div> 5.5% |
| 28 | | 468 | <div></div> 9.3% |
| 29 | | 264 | <div></div> 5.3% |
| 30 | | 296 | <div></div> 5.9% |
| 31 | | 359 | <div></div> 7.2% |
| 32 | | 526 | <div></div> 10.5% |
| 33 | | 195 | <div></div> 3.9% |
| 34 | | 222 | <div></div> 4.4% |
| 35 | | 121 | <div></div> 2.4% |
| 36 | | 271 | <div></div> 5.4% |
| 37 | | 257 | <div></div> 5.1% |
| 38 | | 254 | <div></div> 5.1% |
| Warning: these figures indicate the number of cases found in the data file. They cannot be interpreted as summary statistics of the population of interest. | | | |
| # intarea: Survey area | | | |
| Information | [Type= discrete] [Format=numeric] [Range= 1-2] [Missing=*] | | |
| Statistics [NW/ W] | [Valid=5006 /-] [Invalid=0 /-] | | |
| Value | Label | Cases | Percentage |
| 1 | Taipei | 4485 | <div></div> 89.6% |
| 2 | Kaohsiung | 521 | <div></div> 10.4% |
| Warning: these figures indicate the number of cases found in the data file. They cannot be interpreted as summary statistics of the population of interest. | | | |
| # itime: Investigation unit (visits start time) | | | |
| Information | [Type= discrete] [Format=numeric] [Range= 1-2] [Missing=*] | | |
| Statistics [NW/ W] | [Valid=5006 /-] [Invalid=0 /-] | | |
| Value | Label | Cases | Percentage |
| 1 | Unit 1 (7:00-13:29) | 1909 | <div></div> 38.1% |
| 2 | Unit 2 (13:30-21:00) | 3097 | <div></div> 61.9% |
| Warning: these figures indicate the number of cases found in the data file. They cannot be interpreted as summary statistics of the population of interest. | | | |