

台灣(Taiwan, ROC)

內政部統計處

95年身心障礙者生活需求調查

Study Documentation

March 2, 2017

Metadata Production

Metadata Producer(s)	學術調查研究資料庫(Survey Research Data Archive) (SRDA) , 中央研究院人社中心調查研究 專題中心 , DDI文件製作
Production Date	March 2, 2014
Identification	AB130005

Table of Contents

Overview.....	4
Scope & Coverage.....	4
Producers & Sponsors.....	4
Sampling.....	4
Data Collection.....	4
Data Processing & Appraisal.....	4
Accessibility.....	5
Files Description.....	6
handicap95.....	6
Variables Group(s).....	7
樣本編號版本資訊.....	7
一、身心障礙者基本資料.....	7
二、身心障礙者居住狀況.....	7
三、休閒活動及交通狀況.....	9
四、起居生活狀況.....	13
五、家庭經濟狀況.....	15
六、醫療照顧及福利服務需求.....	16
七、教育服務需求.....	20
八、身心障礙者工作現況.....	21
附表一.....	21
附表二.....	24
附表三.....	25
實際年齡.....	26
權數.....	26
第一部份.....	26
第二部分.....	26
Variables Description.....	28
handicap95.....	29

95年身心障礙者生活需求調查***Survey of Living Conditions of Physically and Mentally Disabled Citizens, 2006*****Overview**

Type	臺閩地區身心障礙者生活需求調查
Identification	AB130005
Version	Production Date: 2014-06-30
<u>Abstract</u> 蒐集身心障礙者之基本資料、居住狀況、休閒活動、交通狀況、起居生活狀況、家庭經濟狀況、醫療照顧及福利服務需求、教育服務需求及工作現況等資料，依據身心障礙者保護法第8條及統計法第3條與第19條之規定辦理「95年身心障礙者生活需求調查」，針對居住於我國，合於中央主管機關所定等級，並領有身心障礙手冊者為對象，採分層二段隨機抽樣法及實地面訪方式，共完成13,159份有效樣本，本調查之訪問工作於民國95年9月16日至10月31日辦理，調查資料日期為95年6月底。	
Kind of Data	抽樣調查資料 (Sample survey data)

Scope & Coverage

<u>Time Period(s)</u>	2006
<u>Countries</u>	台灣(Taiwan, ROC)
<u>Geographic Coverage</u> 臺閩地區	
<u>Universe</u> 居住於我國，合於中央主管機關所定等級，並領有身心障礙手冊者為對象	

Producers & Sponsors

Primary Investigator(s)	內政部統計處
Other Producer(s)	內政部統計處
Funding Agency/ies	內政部統計處

Sampling

<u>Sampling Procedure</u> 分層二段隨機抽樣法

Data Collection

Data Collection Dates	start 2006-09-16 end 2006-10-31
Data Collection Mode	面對面訪問 (Face-to-face)

Data Processing & Appraisal

<u>Data Editing</u>

1. 檢查變項說明與選項數值說明是否已標註完整，如有缺漏則補齊。
2. 利用次數分配結果，檢查資料檔是否有不合理值。檢查個案編號的次數是否重複、是否有選項數值尚未被定義者，是否有遺漏值等。若有不合理值，整理於「資料使用說明」。

Accessibility	
Contact(s)	學術調查研究資料庫(Survey Research Data Archive) (中央研究院人社中心調查研究專題中心), https://srda.sinica.edu.tw , srda@gate.sinica.edu.tw
Distributor(s)	學術調查研究資料庫(Survey Research Data Archive)
Depositor(s)	內政部統計處
<u>Access Conditions</u>	
會員版(一般會員、院內會員)--申請審核通過後下載	

Files Description

Dataset contains 1 file(s)

handicap95	
# Cases	13159
# Variable(s)	421

Variables Group(s)

Dataset contains 16 group(s)

Group 樣本編號版本資訊							
#	Name	Label	Type	Format	Valid	Invalid	Question
1	caseno	樣本編號	discrete	character-11	13159	0	-
2	city	縣市別	discrete	character-2	13159	0	-
3	disable	障礙類別	discrete	character-2	13159	0	-
4	card1	卡號1	discrete	character-1	13159	0	-
5	c0	C.受訪者由身心障礙者回答	discrete	character-1	13159	0	-
6	c3a	C3a.代答理由	discrete	character-1	13159	0	-
7	c3b	C3b.代答者與身心障礙者關係	discrete	character-2	13159	0	-
8	c3c	C3c.代答者性別	discrete	character-1	13159	0	-
9	c3d	C3d.代答者年齡（依足歲填答）	discrete	character-2	13159	0	-
10	c3e	C3e.代答者教育程度	discrete	character-1	13159	0	-

Group 一、身心障礙者基本資料	
Subgroup(s)	第一部份, 第二部分

Group 二、身心障礙者居住狀況							
#	Name	Label	Type	Format	Valid	Invalid	Question
1	v12	12.您（身心障礙者目前的居住地點是（請就家宅、教養與養護機構以及其他擇一勾選，並回答子題	discrete	character-1	13159	0	-
2	v12a	12a.住宅類型	discrete	character-1	13159	0	-
3	v12b	12b.居住在幾樓——樓（填答一樓者跳答第12d題）	discrete	character-2	13159	0	-
4	v12c	12c.居住於二樓以上者，上下樓梯需否他人協助	discrete	character-1	13159	0	-
5	v12d	12d.住宅所有權屬	discrete	character-1	13159	0	-
6	v12e_1	12e.目前有哪些人與您同住（可複選）(1)配偶	discrete	character-1	13159	0	-
7	v12e_2	12e.目前有哪些人與您同住（可複選）(2)父親	discrete	character-1	13159	0	-
8	v12e_3	12e.目前有哪些人與您同住（可複選）(3)母親	discrete	character-1	13159	0	-
9	v12e_4	12e.目前有哪些人與您同住（可複選）(4)子女（媳婦	discrete	character-1	13159	0	-
10	v12e_5	12e.目前有哪些人與您同住（可複選）(5)兄弟姊妹及其配偶	discrete	character-1	13159	0	-
11	v12e_6	12e.目前有哪些人與您同住（可複選）(6)（外祖父母	discrete	character-1	13159	0	-

#	Name	Label	Type	Format	Valid	Invalid	Question
12	v12e_7	12e.目前有哪些人與您同住 (可複選)(7) (外孫子女及其配偶)	discrete	character-1	13159	0	-
13	v12e_8	12e.目前有哪些人與您同住 (可複選)(8)朋友	discrete	character-1	13159	0	-
14	v12e_9	12e.目前有哪些人與您同住 (可複選)(9)其他親戚	discrete	character-1	13159	0	-
15	v12e_10	12e.目前有哪些人與您同住 (可複選)(10)獨居	discrete	character-1	13159	0	-
16	v12f_1	12f.下列親屬是否有身心障礙者(可複選)(1)配偶	discrete	character-1	13159	0	-
17	v12f_2	12f.下列親屬是否有身心障礙者(可複選)(2)父親	discrete	character-1	13159	0	-
18	v12f_3	12f.下列親屬是否有身心障礙者(可複選)(3)母親	discrete	character-1	13159	0	-
19	v12f_4	12f.下列親屬是否有身心障礙者(可複選)(4)子女	discrete	character-1	13159	0	-
20	v12f_5	12f.下列親屬是否有身心障礙者(可複選)(5)兄弟姊妹	discrete	character-1	13159	0	-
21	v12f_6	12f.下列親屬是否有身心障礙者(可複選)(6) (外祖父母)	discrete	character-1	13159	0	-
22	v12f_7	12f.下列親屬是否有身心障礙者(可複選)(7) (外孫子女)	discrete	character-1	13159	0	-
23	card2	卡號2	discrete	character-1	13159	0	-
24	v12g	12g.居家有無需要無障礙設施	discrete	character-1	13159	0	-
25	v12g1a	12g.居家需要無障礙設施:1.衛浴設備	discrete	character-1	13159	0	-
26	v12g1b	12g.居家無障礙衛浴設備是否改裝完畢	discrete	character-1	13159	0	-
27	v12g2a	12g.居家需要無障礙設施:2.室內扶手	discrete	character-1	13159	0	-
28	v12g2b	12g.居家無障礙室內扶手是否改裝完畢	discrete	character-1	13159	0	-
29	v12g3a	12g.居家需要無障礙設施:3.坡道	discrete	character-1	13159	0	-
30	v12g3b	12g.居家無障礙坡道是否改裝完畢	discrete	character-1	13159	0	-
31	v12g4a	12g.居家需要無障礙設施:4.廚房	discrete	character-1	13159	0	-
32	v12g4b	12g.居家無障礙廚房設備是否改裝完畢	discrete	character-1	13159	0	-
33	v12g5a	12g.居家需要無障礙設施:5.臥室	discrete	character-1	13159	0	-
34	v12g5b	12g.居家無障礙臥室設備是否改裝完畢	discrete	character-1	13159	0	-
35	v12g6a	12g.居家需要無障礙設施:6.走道	discrete	character-1	13159	0	-

#	Name	Label	Type	Format	Valid	Invalid	Question
36	v12g6b	12g.居家無障礙走道設備是否改裝完畢	discrete	character-1	13159	0	-
37	v12g7a	12g.居家需要無障礙設施:7.電梯	discrete	character-1	13159	0	-
38	v12g7b	12g.居家無障礙電梯是否改裝完畢	discrete	character-1	13159	0	-
39	v12g8a	12g.居家需要無障礙設施:8.門鈴閃光燈	discrete	character-1	13159	0	-
40	v12g8b	12g.居家無障礙門鈴閃光燈是否改裝完畢	discrete	character-1	13159	0	-
41	v12h	12h.何種機構	discrete	character-2	13159	0	-
42	v12i	12i.機構性質	discrete	character-1	13159	0	-
43	v12j	12j.目前是否有家人	discrete	character-1	13159	0	-
44	v12j_1	12j(1).有家人, 有哪些家人(可複選)(1)配偶	discrete	character-1	13159	0	-
45	v12j_2	12j(1).有家人, 有哪些家人(可複選)(2)父親	discrete	character-1	13159	0	-
46	v12j_3	12j(1).有家人, 有哪些家人(可複選)(3)母親	discrete	character-1	13159	0	-
47	v12j_4	12j(1).有家人, 有哪些家人(可複選)(4)子女(媳婿)	discrete	character-1	13159	0	-
48	v12j_5	12j(1).有家人, 有哪些家人(可複選)(5)兄弟姊妹及其配偶	discrete	character-1	13159	0	-
49	v12j_6	12j(1).有家人, 有哪些家人(可複選)(6)(外)祖父母	discrete	character-1	13159	0	-
50	v12j_7	12j(1).有家人, 有哪些家人(可複選)(7)(外)孫子女及其配偶	discrete	character-1	13159	0	-
51	v12j_8	12j(1).有家人, 有哪些家人(可複選)(8)其他親戚	discrete	character-1	13159	0	-
52	v12k	12k.您的家人大約多久時間來探望一次	discrete	character-1	13159	0	-
53	v12l	12l.居住收容機構之主要原因	discrete	character-1	13159	0	-
54	v12m_y	12m.居住在機構已有: 年	discrete	character-2	13159	0	-
55	v12m_m	12m.居住在機構已有: 月	discrete	character-2	13159	0	-
56	v12n	12n.對於您居住的機構, 您滿意嗎	discrete	character-1	13159	0	-

Group 三、休閒活動及交通狀況

#	Name	Label	Type	Format	Valid	Invalid	Question
1	v13a	13.請問您平常主要的休閒活動為最主要	discrete	character-2	13159	0	-
2	v13b	13.請問您平常主要的休閒活動為次要	discrete	character-2	13159	0	-
3	v14	14.請問您會不會使用電腦	discrete	character-1	13159	0	-

#	Name	Label	Type	Format	Valid	Invalid	Question
4	v14a1	14a(1).請問您使用電腦的頻率是：每週__天	discrete	character-1	13159	0	-
5	v14a2	14a(1).請問您使用電腦的頻率是：每天約__小時（請填整數	discrete	character-2	13159	0	-
6	v14a3	14a(2).使用電腦的用途或最常使用於	discrete	character-1	13159	0	-
7	v14b	14b.不會使用電腦的最主要原因為	discrete	character-1	13159	0	-
8	v15	15.請問您最近一個月外出（含居家附近的散步）次數如何	discrete	character-1	13159	0	-
9	v16	16.請問您最近一個月很少外出或都沒有外出的原因	discrete	character-1	13159	0	-
10	v17_1	17.請問您最近一個月外出的理由（可複選）(1)工作	discrete	character-1	13159	0	-
11	v17_2	17.請問您最近一個月外出的理由（可複選）(2)上學	discrete	character-1	13159	0	-
12	v17_3	17.請問您最近一個月外出的理由（可複選）(3)就醫	discrete	character-1	13159	0	-
13	v17_4	17.請問您最近一個月外出的理由（可複選）(4)訪友	discrete	character-1	13159	0	-
14	v17_5	17.請問您最近一個月外出的理由（可複選）(5)購物	discrete	character-1	13159	0	-
15	v17_6	17.請問您最近一個月外出的理由（可複選）(6)休閒、藝文活動	discrete	character-1	13159	0	-
16	v17_7	17.請問您最近一個月外出的理由（可複選）(7)運動、健身活動	discrete	character-1	13159	0	-
17	v17_8	17.請問您最近一個月外出的理由（可複選）(8)社團、公益及宗教活動	discrete	character-1	13159	0	-
18	v17_9	17.請問您最近一個月外出的理由（可複選）(9)參加職業訓練、教育訓練、才藝班、社區學苑等課程	discrete	character-1	13159	0	-
19	v17_10	17.請問您最近一個月外出的理由（可複選）(10)居家附近的日常生活活動，例如：散步、外食、倒垃圾、剪（洗頭髮、接送小孩...等	discrete	character-1	13159	0	-
20	v17_11	17.請問您最近一個月外出的理由（可複選）(11)其他	discrete	character-1	13159	0	-
21	v18_1	18.您最近一年需要外出時最常使用的方式最主要	discrete	character-2	13159	0	-
22	v18_2	18.您最近一年需要外出時最常使用的方式次要方式	discrete	character-2	13159	0	-
23	v18_3	18.您最近一年需要外出時最常使用的方式再次要方式	discrete	character-2	13159	0	-
24	v18a	18a.為了您的外出，您本人及陪同您的人平均每月花	discrete	character-5	13159	0	-

#	Name	Label	Type	Format	Valid	Invalid	Question
		在交通的費用約_____元 (植物人或v18_1答16者, 其值為0)					
25	card3	卡號3	discrete	character-1	13159	0	-
26	v19a	19a.請問您最近一個月有沒有搭過飛機	discrete	character-1	13159	0	-
27	v19a2a	19a.有無使用(2)上下階梯	discrete	character-1	13159	0	-
28	v19a2b	19a.「上下階梯」是否符合您的需要	discrete	character-2	13159	0	-
29	v19a3a	19a.有無使用(3)升降設備或出入口	discrete	character-1	13159	0	-
30	v19a3b	19a.「升降設備或出入口」是否符合您的需要	discrete	character-2	13159	0	-
31	v19a4a	19a.有無使用(4)站名撥報或顯示設施	discrete	character-1	13159	0	-
32	v19a4b	19a.「站名撥報或顯示設施」是否符合您的需要	discrete	character-2	13159	0	-
33	v19a5a	19a.有無使用(5)輪椅停靠或固定設施	discrete	character-1	13159	0	-
34	v19a5b	19a.「輪椅停靠或固定設施」是否符合您的需要	discrete	character-2	13159	0	-
35	v19a7a	19a.有無使用(7)服務鈴	discrete	character-1	13159	0	-
36	v19a7b	19a.「服務鈴」是否符合您的需要	discrete	character-2	13159	0	-
37	v19a8a	19a.有無使用(8)衛生設備	discrete	character-1	13159	0	-
38	v19a8b	19a.「衛生設備」是否符合您的需要	discrete	character-2	13159	0	-
39	v19a9a	19a.有無使用(9)扶手及防滑地板	discrete	character-1	13159	0	-
40	v19a9b	19a.「扶手及防滑地板」是否符合您的需要	discrete	character-2	13159	0	-
41	v19b	19b.最近一個月有沒有搭過長途客運	discrete	character-1	13159	0	-
42	v19b2a	19b.有無使用(2)上下階梯	discrete	character-1	13159	0	-
43	v19b2b	19b.「上下階梯」是否符合您的需要	discrete	character-2	13159	0	-
44	v19b3a	19b.有無使用(3)升降設備或出入口	discrete	character-1	13159	0	-
45	v19b3b	19b.「升降設備或出入口」是否符合您的需要	discrete	character-2	13159	0	-
46	v19b4a	19b.有無使用(4)站名撥報或顯示設施	discrete	character-1	13159	0	-
47	v19b4b	19b.「站名撥報或顯示設施」是否符合您的需要	discrete	character-2	13159	0	-
48	v19b5a	19b.有無使用(5)輪椅停靠或固定設施	discrete	character-1	13159	0	-
49	v19b5b	19b.「輪椅停靠或固定設施」是否符合您的需要	discrete	character-2	13159	0	-
50	v19b6a	19b.有無使用(6)博愛座	discrete	character-1	13159	0	-

#	Name	Label	Type	Format	Valid	Invalid	Question
51	v19b6b	19b.「博愛座」是否符合您的需要	discrete	character-2	13159	0	-
52	v19b7a	19b.有無使用(7)服務鈴/下車鈴	discrete	character-1	13159	0	-
53	v19b7b	19b.「服務鈴/下車鈴」是否符合您的需要	discrete	character-2	13159	0	-
54	v19b8a	19b.有無使用(8)衛生設備	discrete	character-1	13159	0	-
55	v19b8b	19b.「衛生設備」是否符合您的需要	discrete	character-2	13159	0	-
56	v19b9a	19b.有無使用(9)扶手及防滑地板	discrete	character-1	13159	0	-
57	v19b9b	19b.「扶手及防滑地板」是否符合您的需要	discrete	character-2	13159	0	-
58	v19c	19c.最近一個月有沒有搭過市區公車	discrete	character-1	13159	0	-
59	v19c1a	19c.有無使用(1)聲音導引設施	discrete	character-1	13159	0	-
60	v19c1b	19c.「聲音導引設施」是否符合您的需要	discrete	character-2	13159	0	-
61	v19c2a	19c.有無使用(2)上下階梯	discrete	character-1	13159	0	-
62	v19c2b	19c.「上下階梯」是否符合您的需要	discrete	character-2	13159	0	-
63	v19c3a	19c.有無使用(3)升降設備或出入口	discrete	character-1	13159	0	-
64	v19c3b	19c.「升降設備或出入口」是否符合您的需要	discrete	character-2	13159	0	-
65	v19c4a	19c.有無使用(4)站名撥報或顯示設施	discrete	character-1	13159	0	-
66	v19c4b	19c.「站名撥報或顯示設施」是否符合您的需要	discrete	character-2	13159	0	-
67	v19c5a	19c.有無使用(5)輪椅停靠或固定設施	discrete	character-1	13159	0	-
68	v19c5b	19c.「輪椅停靠或固定設施」是否符合您的需要	discrete	character-2	13159	0	-
69	v19c6a	19c.有無使用(6)博愛座	discrete	character-1	13159	0	-
70	v19c6b	19c.「博愛座」是否符合您的需要	discrete	character-2	13159	0	-
71	v19c7a	19c.有無使用(7)服務鈴/下車鈴	discrete	character-1	13159	0	-
72	v19c7b	19c.「服務鈴/下車鈴」是否符合您的需要	discrete	character-2	13159	0	-
73	v19c9a	19c.有無使用(9)扶手及防滑地板	discrete	character-1	13159	0	-
74	v19c9b	19c.「扶手及防滑地板」是否符合您的需要	discrete	character-2	13159	0	-
75	card4	卡號4	discrete	character-1	13159	0	-
76	v19d	19d.最近一個月有沒有搭過火車	discrete	character-1	13159	0	-
77	v19d1a	19d.有無使用(1)聲音引導設施	discrete	character-1	13159	0	-

#	Name	Label	Type	Format	Valid	Invalid	Question
78	v19d1b	19d.「聲音引導設施」是否符合您的需用	discrete	character-2	13159	0	-
79	v19d2a	19d.有無使用(2)上下階梯	discrete	character-1	13159	0	-
80	v19d2b	19d.「上下階梯」是否符合您的需用	discrete	character-2	13159	0	-
81	v19d3a	19d.有無使用(3)升降設備或出入口	discrete	character-1	13159	0	-
82	v19d3b	19d.「升降設備或出入口」是否符合您的需要	discrete	character-2	13159	0	-
83	v19d4a	19d.有無使用(4)站名撥報或顯示設施	discrete	character-1	13159	0	-
84	v19d4b	19d.「站名撥報或顯示設施」是否符合您的需要	discrete	character-2	13159	0	-
85	v19d5a	19d.有無使用(5)輪椅停靠或固定設施	discrete	character-1	13159	0	-
86	v19d5b	19d.「輪椅停靠或固定設施」是否符合您的需要	discrete	character-2	13159	0	-
87	v19d6a	19d.有無使用(6)博愛座	discrete	character-1	13159	0	-
88	v19d6b	19d.「博愛座」是否符合您的需要	discrete	character-2	13159	0	-
89	v19d7a	19d.有無使用(7)服務鈴/下車鈴	discrete	character-1	13159	0	-
90	v19d7b	19d.「服務鈴/下車鈴」是否符合您的需要	discrete	character-2	13159	0	-
91	v19d8a	19d.有無使用(8)衛生設備	discrete	character-1	13159	0	-
92	v19d8b	19d.「衛生設備」是否符合您的需要	discrete	character-2	13159	0	-
93	v19d9a	19d.有無使用(9)扶手及防滑地板	discrete	character-1	13159	0	-
94	v19d9b	19d.「扶手及防滑地板」是否符合您的需要	discrete	character-2	13159	0	-

Group 四、起居生活狀況

#	Name	Label	Type	Format	Valid	Invalid	Question
1	v20_1	20.下列活動您能否獨自行動沒有困難1.進食（未滿6歲者免答，跳問22題	discrete	character-1	13159	0	-
2	v20_2	20.下列活動您能否獨自行動沒有困難2.更換衣服	discrete	character-1	13159	0	-
3	v20_3	20.下列活動您能否獨自行動沒有困難3.洗頭髮	discrete	character-1	13159	0	-
4	v20_4	20.下列活動您能否獨自行動沒有困難4.洗澡	discrete	character-1	13159	0	-
5	v20_5	20.下列活動您能否獨自行動沒有困難5.洗臉、刷牙	discrete	character-1	13159	0	-
6	v20_6	20.下列活動您能否獨自行動沒有困難6.上下床	discrete	character-1	13159	0	-
7	v20_7	20.下列活動您能否獨自行動沒有困難7.上下椅子	discrete	character-1	13159	0	-

#	Name	Label	Type	Format	Valid	Invalid	Question
8	v20_8	20.下列活動您能否獨自行動沒有困難8.如廁(坐式)	discrete	character-1	13159	0	-
9	v20_9	20.下列活動您能否獨自行動沒有困難9.如廁(蹲式)	discrete	character-1	13159	0	-
10	v20_10	20.下列活動您能否獨自行動沒有困難10.大小便控制	discrete	character-1	13159	0	-
11	v20_11	20.下列活動您能否獨自行動沒有困難11.擦拭臀部	discrete	character-1	13159	0	-
12	v20_12	20.下列活動您能否獨自行動沒有困難12.修剪(手、腳)指甲	discrete	character-1	13159	0	-
13	v20_13	20.下列活動您能否獨自行動沒有困難13.上下樓梯	discrete	character-1	13159	0	-
14	v20_14	20.下列活動您能否獨自行動沒有困難14.室內走動	discrete	character-1	13159	0	-
15	v20_15	20.下列活動您能否獨自行動沒有困難15.室外走動	discrete	character-1	13159	0	-
16	v21_1	21.您獨自做下列活動有沒有困難1.家事活動(如整理家務、洗碗等)	discrete	character-1	13159	0	-
17	v21_2	21.您獨自做下列活動有沒有困難2.洗衣服、晾衣服	discrete	character-1	13159	0	-
18	v21_3	21.您獨自做下列活動有沒有困難3.煮飯、做菜	discrete	character-1	13159	0	-
19	v21_4	21.您獨自做下列活動有沒有困難4.上街買日用品	discrete	character-1	13159	0	-
20	v21_5	21.您獨自做下列活動有沒有困難5.理財(算錢、找錢、付帳)	discrete	character-1	13159	0	-
21	v21_6	21.您獨自做下列活動有沒有困難6.吃藥	discrete	character-1	13159	0	-
22	v21_7	21.您獨自做下列活動有沒有困難7.撥打電話	discrete	character-1	13159	0	-
23	v21_8	21.您獨自做下列活動有沒有困難8.搭乘交通工具	discrete	character-1	13159	0	-
24	v22	22.請問您目前的生活起居是否可以獨立自我照顧(包括使用輔具後可完成各項生活起居活動)	discrete	character-1	13159	0	-
25	v22a1	22a.目前的生活起居照顧者：主要照顧者	discrete	character-2	13159	0	-
26	v22a2	22a.主要照顧者：性別	discrete	character-1	13159	0	-
27	v22a3	22a.主要照顧者：平均每日照顧所花時間——小時(請填至小數點一位)	discrete	character-4	13159	0	-
28	v22b1	22b.目前的生活起居照顧者：次要照顧者	discrete	character-2	13159	0	-
29	v22b2	22b.次要照顧者：性別	discrete	character-1	13159	0	-
30	v22b3	22b.次要照顧者 平均每日照顧所花時間小時(請填至小數點一位)	discrete	character-4	13159	0	-

#	Name	Label	Type	Format	Valid	Invalid	Question
31	v22c	22c.生活起居由機構、居家照護或僱人(或外勞)照顧者 每月費用約____元 (非由機構、居家照護或僱人(或外勞)照顧者請跳問23題)	discrete	character-6	13159	0	-
32	v23	23.對於目前生活起居安排的滿意程度如何	discrete	character-1	13159	0	-

Group 五、家庭經濟狀況

#	Name	Label	Type	Format	Valid	Invalid	Question
1	card5	卡號5	discrete	character-1	13159	0	-
2	v24	24.請問您(身心障礙者家裡)有多少人在工作——人	discrete	character-2	13159	0	-
3	v25a	25.誰是家裡最主要的經濟收入者	discrete	character-1	13159	0	-
4	v25b	25.家裡最主要的經濟收入者的性別	discrete	character-1	13159	0	-
5	v26a	26.您本人是否有下列收入來源(最多複選三項,並請按優先順序填列代號最主要)	discrete	character-2	13159	0	-
6	v26b	26.您本人是否有下列收入來源(最多複選三項,並請按優先順序填列代號次要)	discrete	character-2	13159	0	-
7	v26c	26.您本人是否有下列收入來源(最多複選三項,並請按優先順序填列代號再次要)	discrete	character-2	13159	0	-
8	v27_1	27.請問您今年領取下列那些補助(可複選)(1)低收入戶家庭生活補助	discrete	character-1	13159	0	-
9	v27_2	27.請問您今年領取下列那些補助(可複選)(2)低收入戶就學生活補助	discrete	character-1	13159	0	-
10	v27_3	27.請問您今年領取下列那些補助(可複選)(3)中低收入老人生活津貼	discrete	character-1	13159	0	-
11	v27_4	27.請問您今年領取下列那些補助(可複選)(4)中低收入身心障礙者生活補助	discrete	character-1	13159	0	-
12	v27_5	27.請問您今年領取下列那些補助(可複選)(5)身心障礙者托育養護補助	discrete	character-1	13159	0	-
13	v27_6	27.請問您今年領取下列那些補助(可複選)(6)特殊境遇婦女緊急生活扶助	discrete	character-1	13159	0	-
14	v27_7	27.請問您今年領取下列那些補助(可複選)(7)敬老福利津貼	discrete	character-1	13159	0	-
15	v27_8	27.請問您今年領取下列那些補助(可複選)(8)榮民院外就養金	discrete	character-1	13159	0	-

#	Name	Label	Type	Format	Valid	Invalid	Question
16	v27_9	27.請問您今年領取下列那些補助(可複選)(9)輔具補助	discrete	character-1	13159	0	-
17	v27_10	27.請問您今年領取下列那些補助(可複選)(10)老年農民福利津貼	discrete	character-1	13159	0	-
18	v27_11	27.請問您今年領取下列那些補助(可複選)(11)醫療費用補助	discrete	character-1	13159	0	-
19	v27_12	27.請問您今年領取下列那些補助(可複選)(12)中低兒少生活補助	discrete	character-1	13159	0	-
20	v27_13	27.請問您今年領取下列那些補助(可複選)(13)身心障礙首次購屋貸款利息差額補助	discrete	character-1	13159	0	-
21	v27_14	27.請問您今年領取下列那些補助(可複選)(14)無自有住宅之中低收入戶身心障礙者租賃房屋租金補助	discrete	character-1	13159	0	-
22	v27_15	27.請問您今年領取下列那些補助(可複選)(15)身心障礙人士子女托育津貼	discrete	character-1	13159	0	-
23	v27_16	27.請問您今年領取下列那些補助(可複選)(16)中低收入戶身心障礙者傷病住院看護費用補助	discrete	character-1	13159	0	-
24	v27_17	27.請問您今年領取下列那些補助(可複選)(17)其他	discrete	character-1	13159	0	-
25	v28	28.請問您家裡一個月的開支約	discrete	character-1	13159	0	-
26	v29	29.請問您家平均每月的收入是否足夠支應日常生活需要	discrete	character-1	13159	0	-

Group 六、醫療照顧及福利服務需求

#	Name	Label	Type	Format	Valid	Invalid	Question
1	v30	30.您(身心障礙者)目前是否需要定期就醫	discrete	character-1	13159	0	-
2	v30a	30a.請問您有無定期就醫	discrete	character-1	13159	0	-
3	v31_1	31.您目前有參加哪些保險(可複選)(1)全民健康保險	discrete	character-1	13159	0	-
4	v31_2	31.您目前有參加哪些保險(可複選)(2)公保	discrete	character-1	13159	0	-
5	v31_3	31.您目前有參加哪些保險(可複選)(3)勞保	discrete	character-1	13159	0	-
6	v31_4	31.您目前有參加哪些保險(可複選)(4)農漁民保險	discrete	character-1	13159	0	-
7	v31_5	31.您目前有參加哪些保險(可複選)(5)軍保	discrete	character-1	13159	0	-
8	v31_6	31.您目前有參加哪些保險(可複選)(6)住院醫療險	discrete	character-1	13159	0	-

#	Name	Label	Type	Format	Valid	Invalid	Question
9	v31_7	31.您目前有參加哪些保險 (可複選)(7)防癌保險	discrete	character-1	13159	0	-
10	v31_8	31.您目前有參加哪些保險 (可複選)(8)其他	discrete	character-1	13159	0	-
11	v31a	31a.您未參加全民健保的原因 (單選, 限未勾選(1)全民健康保險填答	discrete	character-1	13159	0	-
12	v32	32.如果您需要就醫, 您是否 能夠獨立至醫療院所就醫	discrete	character-1	13159	0	-
13	v32_1	32.無法獨立就醫, 您在就醫 上有何困擾(可複選)(1)交通 問題難以解決	discrete	character-1	13159	0	-
14	v32_2	32.無法獨立就醫, 您在就醫 上有何困擾(可複選)(2)無法 獨力完成掛號就醫的程序	discrete	character-1	13159	0	-
15	v32_3	32.無法獨立就醫, 您在就醫 上有何困擾(可複選)(3)其他	discrete	character-1	13159	0	-
16	v32a_1	32a.何種交通問題(可複選) (1)醫院太遠	discrete	character-1	13159	0	-
17	v32a_2	32a.何種交通問題(可複選) (2)交通費用太貴	discrete	character-1	13159	0	-
18	v32a_3	32a.何種交通問題(可複選) (3)通行環境的障礙	discrete	character-1	13159	0	-
19	v32a_4	32a.何種交通問題(可複選) (4)沒人可以接送	discrete	character-1	13159	0	-
20	v32a_5	32a.何種交通問題(可複選) (5)定向行動能力不夠	discrete	character-1	13159	0	-
21	v32a_6	32a.何種交通問題(可複選) (6)其他	discrete	character-1	13159	0	-
22	v33	33.請問您目前是否需要接受 復健治療	discrete	character-1	13159	0	-
23	v33_1	33.需要哪一種復健治療(本 項為單選, 選後請接答33a. 題)	discrete	character-1	13159	0	-
24	v33a	33a.是否定期治療	discrete	character-1	13159	0	-
25	v34	34.您在生活中是否需要使用 輔具	discrete	character-1	13159	0	-
26	v34a1	34a.目前正使用哪些輔具 (使用度順序1)	discrete	character-2	13159	0	-
27	v34a2	34a.目前正使用哪些輔具 (使用度順序2)	discrete	character-2	13159	0	-
28	v34a3	34a.目前正使用哪些輔具 (使用度順序3)	discrete	character-2	13159	0	-
29	v34b1	34b.目前尚缺少哪些輔具 (迫切度順序1)	discrete	character-2	13159	0	-
30	v34b2	34b.目前尚缺少哪些輔具 (迫切度順序2)	discrete	character-2	13159	0	-
31	v34b3	34b.目前尚缺少哪些輔具 (迫切度順序3)	discrete	character-2	13159	0	-

#	Name	Label	Type	Format	Valid	Invalid	Question
32	v35	35.您是否向政府申請過輔具補助	discrete	character-1	13159	0	-
33	v35_1	35(1).向政府申請過輔具補助者 共——項	discrete	character-2	13159	0	-
34	v36	36.使用過的輔具經過回收整理，您願不願意使用	discrete	character-1	13159	0	-
35	card6	卡號6	discrete	character-1	13159	0	-
36	v37a	37.您認為政府對身心障礙者的醫療照護，您最需要的項目是什麼第一優先	discrete	character-2	13159	0	-
37	v37b	37.您認為政府對身心障礙者的醫療照護，您最需要的項目是什麼第二優先	discrete	character-2	13159	0	-
38	v37c	37.您認為政府對身心障礙者的醫療照護，您最需要的項目是什麼第三優先	discrete	character-2	13159	0	-
39	v38	38.您在兒童時期(未滿六歲)是否有發展比較慢的情形(發展遲緩)	discrete	character-1	13159	0	-
40	v38a	38a.當時是否接受治療(早期療育)	discrete	character-1	13159	0	-
41	v38b	38b.治療當時有無健保身份	discrete	character-1	13159	0	-
42	v38c	38c.治療當時有無接受政府補助	discrete	character-1	13159	0	-
43	v39	39.請問您有無需要政府或民間團體提供下列服務(限目前住家宅者填答，目前未住家宅者，請跳答42題)	discrete	character-1	13159	0	-
44	v39_1	39.是否需要政府提供?(複選題)(1)居家照顧	discrete	character-1	13159	0	-
45	v39_2	39.是否需要政府提供?(複選題)(2)家事服務	discrete	character-1	13159	0	-
46	v39_3	39.是否需要政府提供?(複選題)(3)無障礙居家環境改善	discrete	character-1	13159	0	-
47	v39_4	39.是否需要政府提供?(複選題)(4)居家設備(水電等)維修服務	discrete	character-1	13159	0	-
48	v39_5	39.是否需要政府提供?(複選題)(5)生活用品採購送服務	discrete	character-1	13159	0	-
49	v39_6	39.是否需要政府提供?(複選題)(6)陪同就醫	discrete	character-1	13159	0	-
50	v39_7	39.是否需要政府提供?(複選題)(7)安裝緊急救援系統	discrete	character-1	13159	0	-
51	v39_8	39.是否需要政府提供?(複選題)(8)其他	discrete	character-1	13159	0	-
52	v40	40.上述列舉的居家服務，是否願意負擔部分費用(限目前住家宅者填答)	discrete	character-1	13159	0	-
53	v41	41.除了住在家裡之外，請問您是否考慮使用下列身	discrete	character-1	13159	0	-

#	Name	Label	Type	Format	Valid	Invalid	Question
		心障礙者照護方式（限目前住家宅者填答					
54	v42a	42.您認為政府對於身心障礙者，應優先辦理哪些生活福利措施 第一優先	discrete	character-2	13159	0	-
55	v42b	42.您認為政府對於身心障礙者，應優先辦理哪些生活福利措施 第二優先	discrete	character-2	13159	0	-
56	v42c	42.您認為政府對於身心障礙者，應優先辦理哪些生活福利措施 第三優先	discrete	character-2	13159	0	-
57	v43_1	43.您知道政府對身心障礙者有提供什麼樣的福利服務措施 (1)身心障礙者生活補助	discrete	character-1	13159	0	-
58	v43_2	43.您知道政府對身心障礙者有提供什麼樣的福利服務措施 (2)托育及養護費	discrete	character-1	13159	0	-
59	v43_3	43.您知道政府對身心障礙者有提供什麼樣的福利服務措施 (3)輔具補助	discrete	character-1	13159	0	-
60	v43_4	43.您知道政府對身心障礙者有提供什麼樣的福利服務措施 (4)社會保險費補助	discrete	character-1	13159	0	-
61	v43_5	43.您知道政府對身心障礙者有提供什麼樣的福利服務措施 (5)改善無障礙設施	discrete	character-1	13159	0	-
62	v43_6	43.您知道政府對身心障礙者有提供什麼樣的福利服務措施 (6)早期療育	discrete	character-1	13159	0	-
63	v43_7	43.您知道政府對身心障礙者有提供什麼樣的福利服務措施 (7)搭乘公民營公共交通工具或進入收費之風景區、康樂場所或文教設施優待	discrete	character-1	13159	0	-
64	v43_8	43.您知道政府對身心障礙者有提供什麼樣的福利服務措施 (8)租屋及購屋貸款利息補助	discrete	character-1	13159	0	-
65	v43_9	43.您知道政府對身心障礙者有提供什麼樣的福利服務措施 (9)居家照顧	discrete	character-1	13159	0	-
66	v43_10	43.您知道政府對身心障礙者有提供什麼樣的福利服務措施 (10)居家護理	discrete	character-1	13159	0	-
67	v43_11	43.您知道政府對身心障礙者有提供什麼樣的福利服務措施 (11)日間或臨時及短期照顧	discrete	character-1	13159	0	-
68	v43_12	43.您知道政府對身心障礙者有提供什麼樣的福利服務措施 (12)復康巴士	discrete	character-1	13159	0	-
69	v43_13	43.您知道政府對身心障礙者有提供什麼樣的福利服務措施 (13)核發身心障礙者	discrete	character-1	13159	0	-

#	Name	Label	Type	Format	Valid	Invalid	Question
		專用停車位識別證或專用車牌					
70	v43_14	43.您知道政府對身心障礙者有提供什麼樣的福利服務措施 (14)公益彩券經銷商之工作能力證明	discrete	character-1	13159	0	-
71	v43_15	43.您知道政府對身心障礙者有提供什麼樣的福利服務措施 (15)承租商店攤位登記經營	discrete	character-1	13159	0	-
72	v43_16	43.您知道政府對身心障礙者有提供什麼樣的福利服務措施 (16)所得稅身心障礙者特別扣除額減免	discrete	character-1	13159	0	-
73	v43_17	43.您知道政府對身心障礙者有提供什麼樣的福利服務措施 (17)身障者或子女學雜費補助	discrete	character-1	13159	0	-
74	v43_18	43.您知道政府對身心障礙者有提供什麼樣的福利服務措施 (18)公私立幼稚園學雜費補助	discrete	character-1	13159	0	-
75	v44a	44.以上(第43題)所列各項福利服務, 您認為最需要者為何 最需要	discrete	character-2	13159	0	-
76	v44b	44.以上(第43題)所列各項福利服務, 您認為最需要者為何 次要	discrete	character-2	13159	0	-
77	v44c	44.以上(第43題)所列各項福利服務, 您認為最需要者為何 再次要	discrete	character-2	13159	0	-

Group 七、教育服務需求

#	Name	Label	Type	Format	Valid	Invalid	Question
1	v45	45.請問您是否在學中(含學前教育、成人教育、補習教育)(未滿3歲兒童、障礙類別為失智症、植物人者, 請直接跳答48.題, 無須答此題)	discrete	character-1	13159	0	-
2	v45a	45a.請問您(未在學身心障礙者)目前是否有接受教育的需求	discrete	character-1	13159	0	-
3	v45b	45b.請問您需要再接受哪一階段的教育(填答後, 請跳答47題)	discrete	character-1	13159	0	-
4	v46_1	46.請問您是否知道目前特殊教育可提供的服務有那些 1.家庭支援服務(例如提供社會福利消息)(本題為在學者填答)	discrete	character-1	13159	0	-
5	v46_2	46.請問您是否知道目前特殊教育可提供的服務有那些 2.上下學的接送服務或交通補助(本題為在學者填答)	discrete	character-1	13159	0	-

#	Name	Label	Type	Format	Valid	Invalid	Question
6	v46_3	46.請問您是否知道目前特殊教育可提供的服務有那些 3.獎助學金或減免學雜費（本題為在學者填答	discrete	character-1	13159	0	-
7	v46_4	46.請問您是否知道目前特殊教育可提供的服務有那些 4.學習輔具(例如盲用電腦、助聽器)（本題為在學者填答	discrete	character-1	13159	0	-
8	v46_5	46.請問您是否知道目前特殊教育可提供的服務有那些 5.提供大字課本、點字書或有聲書（本題為在學者填答	discrete	character-1	13159	0	-
9	v46_6	46.請問您是否知道目前特殊教育可提供的服務有那些 6.適當的考試服務措施（本題為在學者填答	discrete	character-1	13159	0	-
10	v46_7	46.請問您是否知道目前特殊教育可提供的服務有那些 7.無障礙環境（本題為在學者填答	discrete	character-1	13159	0	-
11	v46_8	46.請問您是否知道目前特殊教育可提供的服務有那些 8.特教（輔導老師之協助（本題為在學者填答	discrete	character-1	13159	0	-
12	v47a	47.您認為政府對身心障礙者的教育，應該優先辦理的項目是什麼 第一優先	discrete	character-1	13159	0	-
13	v47b	47.您認為政府對身心障礙者的教育，應該優先辦理的項目是什麼 第二優先	discrete	character-1	13159	0	-
14	v47c	47.您認為政府對身心障礙者的教育，應該優先辦理的項目是什麼 第三優先	discrete	character-1	13159	0	-

Group 八、身心障礙者工作現況

#	Name	Label	Type	Format	Valid	Invalid	Question
1	v48	48.您在95年9月15日那一週間主要在做什麼(15歲以下即80年6月30日後出生者免填並結束訪查)	discrete	character-2	13159	0	-

Group 附表一

#	Name	Label	Type	Format	Valid	Invalid	Question
1	card7	卡號7	discrete	character-1	13159	0	-
2	v49a	49.請問您在目前的工作場所工作多久年 不滿一年者為0（均填整數	continuous	numeric-2.0	2491	10668	-
3	v49b	49.請問您在目前的工作場所工作多久月（均填整數	discrete	numeric-2.0	2491	10668	-
4	v49c	49.總工作年資年 不滿一年者為0（均填整數	continuous	numeric-2.0	2491	10668	-

#	Name	Label	Type	Format	Valid	Invalid	Question
5	v49d	49.總工作年資月（均填整數	discrete	numeric-2.0	2491	10668	-
6	v50	50.發生身心障礙以來您做過幾個工作(包括目前的工作)個	continuous	numeric-2.0	2491	10668	-
7	v51	51.請問您是如何找到目前的工作	discrete	numeric-2.0	2491	10668	-
8	v52	52.請問您目前從事何種行業	discrete	numeric-2.0	2491	10668	-
9	v53	53.請問您目前擔任的職務是什麼	discrete	character-1	13159	0	-
10	v54	54.請問您在工作場所內身份是什麼	discrete	character-1	13159	0	-
11	v55a	55.請問您在工作場所內,平均每週工作天數為天(請填至小數一位	discrete	character-3	13159	0	-
12	v55b	55.請問您在工作場所內,平均每週正常工作時數小時(請填至小數一位	discrete	character-4	13159	0	-
13	v55c	55.請問您在工作場所內,平均每週加班工時小時(請填至小數一位	discrete	character-4	13159	0	-
14	v56	56.請問您在工作場所內之薪資或收入為何(填整數)(從業身分為受僱者請問問項(1).為雇主、自營作業者請問問項(2)無酬家屬工作者,請跳詢問項57)	discrete	character-1	13159	0	-
15	v56a	56.平均每月薪資為—元	discrete	character-6	13159	0	-
16	v56b	56.加班費—元	discrete	character-6	13159	0	-
17	v56c	56.平均每日薪資為—元	discrete	character-5	13159	0	-
18	v56d	56.平均每小時薪資為—元	discrete	character-4	13159	0	-
19	v57	57.請問您在工作場所中,有沒有因身心障礙者的身分而受到不公平待遇的經驗	discrete	character-1	13159	0	-
20	v57_1	57.有(在工作場所受到不公平待遇),其不公平措施為:(可複選)(1)工作配置	discrete	character-1	13159	0	-
21	v57_2	57.有(在工作場所受到不公平待遇),其不公平措施為:(可複選)(2)薪資	discrete	character-1	13159	0	-
22	v57_3	57.有(在工作場所受到不公平待遇),其不公平措施為:(可複選)(3)考績	discrete	character-1	13159	0	-
23	v57_4	57.有(在工作場所受到不公平待遇),其不公平措施為:(可複選)(4)陞遷	discrete	character-1	13159	0	-
24	v57_5	57.有(在工作場所受到不公平待遇),其不公平措施為:(可複選)(5)訓練、進修	discrete	character-1	13159	0	-

#	Name	Label	Type	Format	Valid	Invalid	Question
25	v57_6	57.有(在工作場所受到不公平待遇)，其不公平措施為：(可複選)(6)其他	discrete	character-1	13159	0	-
26	v58	58.請問您在工作場所上是否需要就業協助	discrete	character-1	13159	0	-
27	v58_1	58.需要什麼樣的就業協助(可複選)(1)提供與同事相處的方法	discrete	character-1	13159	0	-
28	v58_2	58.需要什麼樣的就業協助(可複選)(2)提供在職進修	discrete	character-1	13159	0	-
29	v58_3	58.需要什麼樣的就業協助(可複選)(3)提供第二專長訓練	discrete	character-1	13159	0	-
30	v58_4	58.需要什麼樣的就業協助(可複選)(4)轉業諮詢	discrete	character-1	13159	0	-
31	v58_5	58.需要什麼樣的就業協助(可複選)(5)無障礙環境的改善	discrete	character-1	13159	0	-
32	v58_6	58.需要什麼樣的就業協助(可複選)(6)其他	discrete	character-1	13159	0	-
33	v59	59.請問您滿不滿意目前的工作	discrete	character-1	13159	0	-
34	card8	卡號8	discrete	character-1	13159	0	-
35	v60	60.請問你有沒有轉職或轉業計畫	discrete	character-1	13159	0	-
36	v60_1	60.有(轉職或轉業計畫)，原因為(可複選):(1)希望轉調至較能發揮潛能之部門	discrete	character-1	13159	0	-
37	v60_2	60.有(轉職或轉業計畫)，原因為(可複選):(2)希望能在各部門輪調歷練	discrete	character-1	13159	0	-
38	v60_3	60.有(轉職或轉業計畫)，原因為(可複選):(3)希望轉聘至其他同業公司上班	discrete	character-1	13159	0	-
39	v60_4	60.有(轉職或轉業計畫)，原因為(可複選):(4)希望轉至不同行業工作	discrete	character-1	13159	0	-
40	v60_5	60.有(轉職或轉業計畫)，原因為(可複選):(5)希望找到正式的工作	discrete	character-1	13159	0	-
41	v60_6	60.有(轉職或轉業計畫)，原因為(可複選):(6)希望找到待遇較高的工作	discrete	character-1	13159	0	-
42	v60_7	60.有(轉職或轉業計畫)，原因為(可複選):(7)希望找到交通較便利的工作	discrete	character-1	13159	0	-
43	v60_8	60.有(轉職或轉業計畫)，原因為(可複選):(8)希望找到工作環境較佳的工作	discrete	character-1	13159	0	-
44	v60_9	60.有(轉職或轉業計畫)，原因為(可複選):(9)希望調整至較輕鬆之部門	discrete	character-1	13159	0	-
45	v60_10	60.有(轉職或轉業計畫)，原因為(可複選):(10)其他	discrete	character-1	13159	0	-

Group 附表二

#	Name	Label	Type	Format	Valid	Invalid	Question
1	v61	61.您過去有過工作嗎	discrete	character-1	13159	0	-
2	v61a	61a.從來沒有工作，主要原因	discrete	character-1	13159	0	-
3	v61b_1	61b.有過工作，您離開上次工作的原因(可複選) (1)交通困難	discrete	character-1	13159	0	-
4	v61b_2	61b.有過工作，您離開上次工作的原因(可複選) (2)工作場所欠缺無障礙設施	discrete	character-1	13159	0	-
5	v61b_3	61b.有過工作，您離開上次工作的原因(可複選) (3)工作能力無法勝任	discrete	character-1	13159	0	-
6	v61b_4	61b.有過工作，您離開上次工作的原因(可複選) (4)受傷或生病體力無法勝任	discrete	character-1	13159	0	-
7	v61b_5	61b.有過工作，您離開上次工作的原因(可複選) (5)沒有興趣	discrete	character-1	13159	0	-
8	v61b_6	61b.有過工作，您離開上次工作的原因(可複選) (6)待遇太低	discrete	character-1	13159	0	-
9	v61b_7	61b.有過工作，您離開上次工作的原因(可複選) (7)與同事人際關係問題	discrete	character-1	13159	0	-
10	v61b_8	61b.有過工作，您離開上次工作的原因(可複選) (8)工作受到差別待遇	discrete	character-1	13159	0	-
11	v61b_9	61b.有過工作，您離開上次工作的原因(可複選) (9)被無故減薪	discrete	character-1	13159	0	-
12	v61b_10	61b.有過工作，您離開上次工作的原因(可複選) (10)結婚或生育	discrete	character-1	13159	0	-
13	v61b_11	61b.有過工作，您離開上次工作的原因(可複選) (11)工作場所停業或業務緊縮	discrete	character-1	13159	0	-
14	v61b_12	61b.有過工作，您離開上次工作的原因(可複選) (12)被裁員	discrete	character-1	13159	0	-
15	v61b_13	61b.有過工作，您離開上次工作的原因(可複選) (13)季節性或臨時性工作結束	discrete	character-1	13159	0	-
16	v61b_14	61b.有過工作，您離開上次工作的原因(可複選) (14)參加政府臨時性就業服務方案(例如公共服務、多元就業方案、臨時工作津貼)結束	discrete	character-1	13159	0	-
17	v61b_15	61b.有過工作，您離開上次工作的原因(可複選) (15)其他	discrete	character-1	13159	0	-
18	v62	62.您現在想接受僱用或自行創業	discrete	character-1	13159	0	-

#	Name	Label	Type	Format	Valid	Invalid	Question
19	v62a	62a.找工作的時間已經有___個月（填整數）	discrete	character-2	13159	0	-
20	v62b	62b.您無法找到工作之主要原因?(跳問63題)	discrete	character-1	13159	0	-
21	v62c	62c.請問您希望政府提供何種創業的協助	discrete	character-1	13159	0	-
22	v63	63.請問您最希望從事的工作為何	discrete	character-1	13159	0	-
23	v64	64.您是否有意願參加政府舉辦之身心障礙人員特種考試	discrete	character-1	13159	0	-
24	v65	65.您希望的工作類型是	discrete	character-1	13159	0	-
25	v66	66.請問您期待每月的收入多少	discrete	character-1	13159	0	-
26	v67	67.您需要政府協助您哪些就業服務措施	discrete	character-1	13159	0	-
27	v67_1	67.您希望政府如何協助您就業(可複選)(1)提供職業訓練	discrete	character-1	13159	0	-
28	v67_2	67.您希望政府如何協助您就業(可複選)(2)提供就業資訊	discrete	character-1	13159	0	-
29	v67_3	67.您希望政府如何協助您就業(可複選)(3)提供就業媒合(包括網路)	discrete	character-1	13159	0	-
30	v67_4	67.您希望政府如何協助您就業(可複選)(4)推動支持性就業	discrete	character-1	13159	0	-
31	v67_5	67.您希望政府如何協助您就業(可複選)(5)提供職務再設計	discrete	character-1	13159	0	-
32	v67_6	67.您希望政府如何協助您就業(可複選)(6)獎勵或補助雇主僱用身心障礙者	discrete	character-1	13159	0	-
33	v67_7	67.您希望政府如何協助您就業(可複選)(7)推動庇護性就業	discrete	character-1	13159	0	-
34	v67_8	67.您希望政府如何協助您就業(可複選)(8)其他	discrete	character-1	13159	0	-
35	v68a	68.您最希望接受的職業訓練是	discrete	character-2	13159	0	-
36	v68b	68.您其次接受的職業訓練是	discrete	character-2	13159	0	-

Group 附表三

#	Name	Label	Type	Format	Valid	Invalid	Question
1	v69	69.您目前是否有能力工作	discrete	character-1	13159	0	-
2	v70	70.您目前是否有意願工作	discrete	character-1	13159	0	-
3	v71	71.您未去找工作之原因?	discrete	character-1	13159	0	-
4	v72	72.您需要政府協助您哪些就業服務措施	discrete	character-1	13159	0	-

#	Name	Label	Type	Format	Valid	Invalid	Question
5	v72_1	72.您需要政府協助您哪些就業服務措施(可複選)(1)提供職業訓練	discrete	character-1	13159	0	-
6	v72_2	72.您需要政府協助您哪些就業服務措施(可複選)(2)提供就業資訊	discrete	character-1	13159	0	-
7	v72_3	72.您需要政府協助您哪些就業服務措施(可複選)(3)提供就業媒合	discrete	character-1	13159	0	-
8	v72_4	72.您需要政府協助您哪些就業服務措施(可複選)(4)推動支持性就業	discrete	character-1	13159	0	-
9	v72_5	72.您需要政府協助您哪些就業服務措施(可複選)(5)提供職務再設計	discrete	character-1	13159	0	-
10	v72_6	72.您需要政府協助您哪些就業服務措施(可複選)(6)獎勵或補助雇主僱用身心障礙者	discrete	character-1	13159	0	-
11	v72_7	72.您需要政府協助您哪些就業服務措施(可複選)(7)推動庇護性就業	discrete	character-1	13159	0	-
12	v72_8	72.您需要政府協助您哪些就業服務措施(可複選)(8)其他	discrete	character-1	13159	0	-
13	v73a	73.您最希望接受的職業訓練是	discrete	character-2	13159	0	-
14	v73b	73.您其次接受的職業訓練是	discrete	character-2	13159	0	-

Group 實際年齡

#	Name	Label	Type	Format	Valid	Invalid	Question
1	age	實際年齡	continuous	numeric-2.0	13159	0	-

Group 權數

#	Name	Label	Type	Format	Valid	Invalid	Question
1	w	權數	continuous	numeric-12.8	13159	0	-

Group 第一部份

#	Name	Label	Type	Format	Valid	Invalid	Question
1	v3	3.性別	discrete	character-1	13159	0	-
2	v4	4.出生年月:民國(前____年	discrete	character-2	13159	0	-
3	v5	5.身分別	discrete	character-1	13159	0	-
4	v6	6.身心障礙類別	discrete	character-2	13159	0	-
5	v7	7.身心障礙等級	discrete	character-1	13159	0	-

Group 第二部分

#	Name	Label	Type	Format	Valid	Invalid	Question
1	v8	8.目前最高教育程度	discrete	character-1	13159	0	-
2	v9	9.目前婚姻狀況	discrete	character-1	13159	0	-
3	v9a	9a.(原)配偶國籍	discrete	character-1	13159	0	-
4	v9b	9b.(原)配偶年齡：__歲（以足歲計算，若為喪偶，本題免填	discrete	character-2	13159	0	-
5	v9c	9c.(原)配偶教育程度	discrete	character-1	13159	0	-
6	v9d	9d.是否育有子女	discrete	character-1	13159	0	-
7	v9d_1	9d(1).是,有子女人(含經法定程序收養、領養之子女)	discrete	character-2	13159	0	-
8	v10	10.造成身心障礙原因	discrete	character-1	13159	0	-
9	v11	11.身心障礙發生時年齡：____歲（以足歲計算	discrete	character-2	13159	0	-

Variables Description

Dataset contains 421 variable(s)

File : handicap95

caseno: 樣本編號

Information [Type= discrete] [Format=character] [Missing=*]

Statistics [NW/ W] [Valid=13159 /-] [Invalid=0 /-]

city: 縣市別

Information [Type= discrete] [Format=character] [Missing=*]

Statistics [NW/ W] [Valid=13159 /-] [Invalid=0 /-]

Value	Label	Cases	Percentage
01	台北縣	1258	9.6%
02	宜蘭縣	467	3.5%
03	桃園縣	861	6.5%
04	新竹縣	284	2.2%
05	苗栗縣	303	2.3%
06	台中縣	676	5.1%
07	彰化縣	891	6.8%
08	南投縣	265	2.0%
09	雲林縣	586	4.5%
10	嘉義縣	381	2.9%
11	台南縣	795	6.0%
12	高雄縣	640	4.9%
13	屏東縣	616	4.7%
14	台東縣	407	3.1%
15	花蓮縣	456	3.5%
16	澎湖縣	110	0.8%
17	基隆市	195	1.5%
18	新竹市	165	1.3%
19	台中市	545	4.1%
20	嘉義市	156	1.2%
21	台南市	304	2.3%
59	金門縣	62	0.5%
60	連江縣	384	2.9%
63	台北市	1357	10.3%
64	高雄市	995	7.6%

Warning: these figures indicate the number of cases found in the data file. They cannot be interpreted as summary statistics of the population of interest.

disable: 障礙類別

Information [Type= discrete] [Format=character] [Missing=*]

Statistics [NW/ W] [Valid=13159 /-] [Invalid=0 /-]

Value	Label	Cases	Percentage
01	視覺障礙	594	4.5%
02	聽覺機能障礙	1103	8.4%
03	平衡機能障礙	398	3.0%
04	聲音機能或語言機能障礙	408	3.1%
05	肢體障礙	4102	31.2%
06	智能障礙	924	7.0%
07	重要器官失去功能	1012	7.7%

File : handicap95

disable: 障礙類別

Value	Label	Cases	Percentage
08	顏面損傷者	386	2.9%
09	植物人	381	2.9%
10	失智症	419	3.2%
11	自閉症	406	3.1%
12	慢性精神病患者	946	7.2%
13	多重障礙	976	7.4%
14	頑性(難治型)癲癇症	397	3.0%
15	罕見疾病	320	2.4%
16	其他經中央衛生主管機關認定之障礙	387	2.9%

Warning: these figures indicate the number of cases found in the data file. They cannot be interpreted as summary statistics of the population of interest.

card1: 卡號1

Information	[Type= discrete] [Format=character] [Missing=*]
Statistics [NW/ W]	[Valid=13159 /-] [Invalid=0 /-]

Value	Label	Cases	Percentage
1		13159	100.0%

Warning: these figures indicate the number of cases found in the data file. They cannot be interpreted as summary statistics of the population of interest.

c0: C.受訪者由身心障礙者回答

Information	[Type= discrete] [Format=character] [Missing=*]
Statistics [NW/ W]	[Valid=13159 /-] [Invalid=0 /-]

Value	Label	Cases	Percentage
1	全部由身心障礙者本人回答(跳答身心障礙者基本資料)	6301	47.9%
2	?	1523	11.6%
3	大部分非身心障礙者本人回答	5335	40.5%

Warning: these figures indicate the number of cases found in the data file. They cannot be interpreted as summary statistics of the population of interest.

c3a: C3a.代答理由

Information	[Type= discrete] [Format=character] [Missing=*]
Statistics [NW/ W]	[Valid=13159 /-] [Invalid=0 /-]

Value	Label	Cases	Percentage
1	身心障礙者為允許代答的障別	2180	16.6%
2	身心障礙者生病無法作答	311	2.4%
3	身心障礙者因年邁、體衰或精神狀況不佳無法溝通理解而無法作答	2530	19.2%
4	其他原因	314	2.4%
U	不適用	7824	59.5%

Warning: these figures indicate the number of cases found in the data file. They cannot be interpreted as summary statistics of the population of interest.

c3b: C3b.代答者與身心障礙者關係

Information	[Type= discrete] [Format=character] [Missing=*]
Statistics [NW/ W]	[Valid=13159 /-] [Invalid=0 /-]

Value	Label	Cases	Percentage
01	父母	2106	16.0%
02	配偶或同居人	903	6.9%

File : handicap95

c3b: C3b.代答者與身心障礙者關係

Value	Label	Cases	Percentage
03	兄弟姊妹	338	2.6%
04	(外祖父母	164	1.2%
05	子女 (含媳婿	1421	10.8%
06	(外孫子女	52	0.4%
07	其他親戚	201	1.5%
08	鄰居	20	0.2%
09	同學、同事或朋友	13	0.1%
10	機構人員	91	0.7%
11	其它	26	0.2%
UU	不適用	7824	59.5%

Warning: these figures indicate the number of cases found in the data file. They cannot be interpreted as summary statistics of the population of interest.

c3c: C3c.代答者性別

Information	[Type= discrete] [Format=character] [Missing=*]		
Statistics [NW/ W]	[Valid=13159 /-] [Invalid=0 /-]		
Value	Label	Cases	Percentage
1	男性	2023	15.4%
2	女性	3312	25.2%
U	不適用	7824	59.5%

Warning: these figures indicate the number of cases found in the data file. They cannot be interpreted as summary statistics of the population of interest.

c3d: C3d.代答者年齡 (依足歲填答

Information	[Type= discrete] [Format=character] [Missing=*]		
Statistics [NW/ W]	[Valid=13159 /-] [Invalid=0 /-]		
Value	Label	Cases	Percentage
13		3	0.0%
14		2	0.0%
15		1	0.0%
16		4	0.0%
17		2	0.0%
18		7	0.1%
19		3	0.0%
20		11	0.1%
21		11	0.1%
22		18	0.1%
23		18	0.1%
24		17	0.1%
25		30	0.2%
26		32	0.2%
27		34	0.3%
28		59	0.4%
29		50	0.4%
30		84	0.6%
31		70	0.5%

File : handicap95

c3d: C3d.代答者年齡（依足歲填答

Value	Label	Cases	Percentage
32		86	0.7%
33		104	0.8%
34		87	0.7%
35		152	1.2%
36		118	0.9%
37		134	1.0%
38		148	1.1%
39		80	0.6%
40		197	1.5%
41		137	1.0%
42		155	1.2%
43		164	1.2%
44		127	1.0%
45		191	1.5%
46		122	0.9%
47		124	0.9%
48		154	1.2%
49		99	0.8%
50		186	1.4%
51		118	0.9%
52		131	1.0%
53		133	1.0%
54		119	0.9%
55		136	1.0%
56		120	0.9%
57		101	0.8%
58		109	0.8%
59		73	0.6%
60		105	0.8%
61		51	0.4%
62		83	0.6%
63		68	0.5%
64		70	0.5%
65		76	0.6%
66		69	0.5%
67		70	0.5%
68		59	0.4%
69		39	0.3%
70		76	0.6%
71		50	0.4%
72		48	0.4%
73		45	0.3%
74		42	0.3%

File : handicap95

c3d: C3d.代答者年齡（依足歲填答

Value	Label	Cases	Percentage
75		51	0.4%
76		43	0.3%
77		25	0.2%
78		43	0.3%
79		24	0.2%
80		45	0.3%
81		13	0.1%
82		24	0.2%
83		17	0.1%
84		11	0.1%
85		6	0.0%
86		8	0.1%
87		1	0.0%
88		2	0.0%
89		4	0.0%
90		2	0.0%
91		2	0.0%
92		1	0.0%
94		1	0.0%
UU	不適用	7824	59.5%

Warning: these figures indicate the number of cases found in the data file. They cannot be interpreted as summary statistics of the population of interest.

c3e: C3e.代答者教育程度

Information	[Type= discrete] [Format=character] [Missing=*]		
Statistics [NW/ W]	[Valid=13159 /-] [Invalid=0 /-]		
Value	Label	Cases	Percentage
1	不識字	487	3.7%
2	自修（識字	111	0.8%
3	國小	1136	8.6%
4	國（初中	905	6.9%
5	高中、高職（含五專前三年	1674	12.7%
6	大專院校	955	7.3%
7	研究所以上	67	0.5%
U	不適用	7824	59.5%

Warning: these figures indicate the number of cases found in the data file. They cannot be interpreted as summary statistics of the population of interest.

v3: 3.性別

Information	[Type= discrete] [Format=character] [Missing=*]		
Statistics [NW/ W]	[Valid=13159 /-] [Invalid=0 /-]		
Value	Label	Cases	Percentage
1	男	7606	57.8%
2	女	5553	42.2%

Warning: these figures indicate the number of cases found in the data file. They cannot be interpreted as summary statistics of the population of interest.

File : handicap95

v4: 4.出生年月:民國 (前____年

Information [Type= discrete] [Format=character] [Missing=*

Statistics [NW/ W] [Valid=13159 /-] [Invalid=0 /-]

Value	Label	Cases	Percentage
00	民前出生	1	0.0%
01		8	0.1%
02		7	0.1%
03		9	0.1%
04		24	0.2%
05		25	0.2%
06		33	0.3%
07		49	0.4%
08		56	0.4%
09		89	0.7%
10		112	0.9%
11		113	0.9%
12		117	0.9%
13		128	1.0%
14		142	1.1%
15		162	1.2%
16		173	1.3%
17		192	1.5%
18		202	1.5%
19		197	1.5%
20		196	1.5%
21		190	1.4%
22		192	1.5%
23		213	1.6%
24		197	1.5%
25		189	1.4%
26		208	1.6%
27		204	1.6%
28		191	1.5%
29		192	1.5%
30		213	1.6%
31		192	1.5%
32		181	1.4%
33		172	1.3%
34		159	1.2%
35		160	1.2%
36		168	1.3%
37		183	1.4%
38		192	1.5%
39		202	1.5%
40		208	1.6%

File : handicap95

v4: 4.出生年月:民國（前——年

Value	Label	Cases	Percentage
41		195	1.5%
42		225	1.7%
43		189	1.4%
44		198	1.5%
45		215	1.6%
46		212	1.6%
47		230	1.7%
48		231	1.8%
49		238	1.8%
50		215	1.6%
51		217	1.6%
52		189	1.4%
53		210	1.6%
54		187	1.4%
55		162	1.2%
56		152	1.2%
57		144	1.1%
58		156	1.2%
59		142	1.1%
60		136	1.0%
61		116	0.9%
62		103	0.8%
63		112	0.9%
64		99	0.8%
65		133	1.0%
66		120	0.9%
67		125	0.9%
68		121	0.9%
69		111	0.8%
70		119	0.9%
71		111	0.8%
72		99	0.8%
73		92	0.7%
74		93	0.7%
75		96	0.7%
76		72	0.5%
77		92	0.7%
78		97	0.7%
79		100	0.8%
80		86	0.7%
81		109	0.8%
82		101	0.8%
83		108	0.8%

File : handicap95

v4: 4.出生年月:民國（前____年

Value	Label	Cases	Percentage
84		124	0.9%
85		109	0.8%
86		126	1.0%
87		111	0.8%
88		100	0.8%
89		131	1.0%
90		93	0.7%
91		77	0.6%
92		61	0.5%
93		65	0.5%
94		61	0.5%
95		2	0.0%

Warning: these figures indicate the number of cases found in the data file. They cannot be interpreted as summary statistics of the population of interest.

v5: 5.身分別

Information	[Type= discrete] [Format=character] [Missing=*]
Statistics [NW/ W]	[Valid=13159 /-] [Invalid=0 /-]

Value	Label	Cases	Percentage
1	一般人口	11086	84.2%
2	原住民	354	2.7%
3	榮民、榮眷	1719	13.1%

Warning: these figures indicate the number of cases found in the data file. They cannot be interpreted as summary statistics of the population of interest.

v6: 6.身心障礙類別

Information	[Type= discrete] [Format=character] [Missing=*]
Statistics [NW/ W]	[Valid=13159 /-] [Invalid=0 /-]

Value	Label	Cases	Percentage
01	視覺障礙	602	4.6%
02	聽覺機能障礙	1115	8.5%
03	平衡機能障礙	376	2.9%
04	聲音機能或語言機能障礙	408	3.1%
05	肢體障礙	4092	31.1%
06	智能障礙	941	7.2%
07	重要器官失去功能	1004	7.6%
08	顏面損傷者	384	2.9%
09	植物人	388	2.9%
10	失智症	398	3.0%
11	自閉症	405	3.1%
12	慢性精神病患者	944	7.2%
13	多重障礙	994	7.6%
14	頑性(難治型)癲癇症	399	3.0%
15	罕見疾病	327	2.5%
16	其他經中央衛生主管機關認定之障礙	382	2.9%

Warning: these figures indicate the number of cases found in the data file. They cannot be interpreted as summary statistics of the population of interest.

File : handicap95

v7: 7.身心障礙等級

Information	[Type= discrete] [Format=character] [Missing=*]
Statistics [NW/ W]	[Valid=13159 /-] [Invalid=0 /-]

Value	Label	Cases	Percentage
1	極重度	1476	11.2%
2	重度	2346	17.8%
3	中度	4243	32.2%
4	輕度	5094	38.7%

Warning: these figures indicate the number of cases found in the data file. They cannot be interpreted as summary statistics of the population of interest.

v8: 8.目前最高教育程度

Information	[Type= discrete] [Format=character] [Missing=*]
Statistics [NW/ W]	[Valid=13159 /-] [Invalid=0 /-]

Value	Label	Cases	Percentage
1	未上幼稚園之學齡前兒童	213	1.6%
2	上幼稚園之學齡前兒童	226	1.7%
3	不識字(六歲以上)	2364	18.0%
4	自修(識字)(六歲以上)	298	2.3%
5	國小	3938	29.9%
6	國(初)中	2239	17.0%
7	高中、高職 (含五專前三年)	2747	20.9%
8	大專院校	1053	8.0%
9	研究所以上	81	0.6%

Warning: these figures indicate the number of cases found in the data file. They cannot be interpreted as summary statistics of the population of interest.

v9: 9.目前婚姻狀況

Information	[Type= discrete] [Format=character] [Missing=*]
Statistics [NW/ W]	[Valid=13159 /-] [Invalid=0 /-]

Value	Label	Cases	Percentage
1	未婚(跳答第10題)	4460	33.9%
2	有配偶或同居(續答第9a題)	6170	46.9%
3	離婚或分居	731	5.6%
4	喪偶(續答第9a題)	1798	13.7%

Warning: these figures indicate the number of cases found in the data file. They cannot be interpreted as summary statistics of the population of interest.

v9a: 9a.(原)配偶國籍

Information	[Type= discrete] [Format=character] [Missing=*]
Statistics [NW/ W]	[Valid=13159 /-] [Invalid=0 /-]

Value	Label	Cases	Percentage
1	本國籍	7850	59.7%
2	大陸籍	606	4.6%
3	東南亞國家	220	1.7%
4	其他外國籍	23	0.2%
U	不適用	4460	33.9%

Warning: these figures indicate the number of cases found in the data file. They cannot be interpreted as summary statistics of the population of interest.

File : handicap95

v9b: 9b.(原)配偶年齡：—歲（以足歲計算，若為喪偶，本題免填

Information [Type= discrete] [Format=character] [Missing=*]

Statistics [NW/ W] [Valid=13159 /-] [Invalid=0 /-]

Value	Label	Cases	Percentage
18		2	0.0%
20		8	0.1%
21		8	0.1%
22		12	0.1%
23		14	0.1%
24		21	0.2%
25		30	0.2%
26		35	0.3%
27		41	0.3%
28		41	0.3%
29		35	0.3%
30		63	0.5%
31		37	0.3%
32		43	0.3%
33		46	0.3%
34		54	0.4%
35		86	0.7%
36		70	0.5%
37		72	0.5%
38		101	0.8%
39		66	0.5%
40		128	1.0%
41		94	0.7%
42		131	1.0%
43		136	1.0%
44		115	0.9%
45		158	1.2%
46		152	1.2%
47		153	1.2%
48		165	1.3%
49		126	1.0%
50		239	1.8%
51		173	1.3%
52		163	1.2%
53		160	1.2%
54		159	1.2%
55		156	1.2%
56		169	1.3%
57		149	1.1%
58		147	1.1%
59		120	0.9%

File : handicap95

v9b: 9b.(原)配偶年齡：—歲（以足歲計算，若為喪偶，本題免填

Value	Label	Cases	Percentage
60		186	1.4%
61		102	0.8%
62		133	1.0%
63		139	1.1%
64		164	1.2%
65		172	1.3%
66		113	0.9%
67		151	1.1%
68		162	1.2%
69		124	0.9%
70		182	1.4%
71		113	0.9%
72		107	0.8%
73		119	0.9%
74		110	0.8%
75		125	0.9%
76		101	0.8%
77		91	0.7%
78		108	0.8%
79		74	0.6%
80		122	0.9%
81		54	0.4%
82		57	0.4%
83		45	0.3%
84		42	0.3%
85		26	0.2%
86		32	0.2%
87		15	0.1%
88		20	0.2%
89		11	0.1%
90		8	0.1%
91		5	0.0%
92		1	0.0%
93		4	0.0%
94		1	0.0%
95		2	0.0%
96		1	0.0%
99		1	0.0%
UU	不適用	6258	47.6%

Warning: these figures indicate the number of cases found in the data file. They cannot be interpreted as summary statistics of the population of interest.

v9c: 9c.(原)配偶教育程度

Information	[Type= discrete] [Format=character] [Missing=*]
Statistics [NW/ W]	[Valid=13159 /-] [Invalid=0 /-]

File : handicap95

v9c: 9c.(原)配偶教育程度

Value	Label	Cases	Percentage
1	不識字	1891	14.4%
2	自修(識字)	391	3.0%
3	國小	3056	23.2%
4	國 (初中	1368	10.4%
5	高中、高職 (含五專前三年	1407	10.7%
6	大專院校	538	4.1%
7	研究所以上	48	0.4%
U	不適用	4460	33.9%

Warning: these figures indicate the number of cases found in the data file. They cannot be interpreted as summary statistics of the population of interest.

v9d: 9d.是否育有子女

Information	[Type= discrete] [Format=character] [Missing=*]
Statistics [NW/ W]	[Valid=13159 /-] [Invalid=0 /-]

Value	Label	Cases	Percentage
1	是(續答第9d(1)題)	8354	63.5%
2	否(跳答第10題)	345	2.6%
U	不適用	4460	33.9%

Warning: these figures indicate the number of cases found in the data file. They cannot be interpreted as summary statistics of the population of interest.

v9d_1: 9d(1).是,有子女人(含經法定程序收養、領養之子女)

Information	[Type= discrete] [Format=character] [Missing=*]
Statistics [NW/ W]	[Valid=13159 /-] [Invalid=0 /-]

Value	Label	Cases	Percentage
01		886	6.7%
02		2057	15.6%
03		2235	17.0%
04		1445	11.0%
05		838	6.4%
06		449	3.4%
07		246	1.9%
08		117	0.9%
09		54	0.4%
10		17	0.1%
11		7	0.1%
12		1	0.0%
13		1	0.0%
14		1	0.0%
UU	不適用	4805	36.5%

Warning: these figures indicate the number of cases found in the data file. They cannot be interpreted as summary statistics of the population of interest.

v10: 10.造成身心障礙原因

Information	[Type= discrete] [Format=character] [Missing=*]
Statistics [NW/ W]	[Valid=13159 /-] [Invalid=0 /-]

File : handicap95

v10: 10.造成身心障礙原因

Value	Label	Cases	Percentage
1	?	2758	21.0%
2	後天疾病而致	5313	40.4%
3	交通事故	1011	7.7%
4	職業傷害	715	5.4%
5	老年退化	942	7.2%
6	家庭或社會環境因素(例如：自殺、家暴)	266	2.0%
7	其他事故傷害	947	7.2%
8	不明原因	1065	8.1%
9	其他	142	1.1%

Warning: these figures indicate the number of cases found in the data file. They cannot be interpreted as summary statistics of the population of interest.












































v11: 11.身心障礙發生時年齡：_____歲（以足歲計算

Information	[Type= discrete] [Format=character] [Missing=*]
Statistics [NW/ W]	[Valid=13159 /-] [Invalid=0 /-]

Value	Label	Cases	Percentage
0	1歲以下	0	
00		1735	13.2%
01		1318	10.0%
02		293	2.2%
03		363	2.8%
04		151	1.1%
05		139	1.1%
06		123	0.9%
07		101	0.8%
08		93	0.7%
09		61	0.5%
10		113	0.9%
11		47	0.4%
12		85	0.6%
13		79	0.6%
14		89	0.7%
15		102	0.8%
16		115	0.9%
17		98	0.7%
18		159	1.2%
19		132	1.0%
20		180	1.4%
21		99	0.8%
22		82	0.6%
23		112	0.9%
24		91	0.7%
25		128	1.0%
26		88	0.7%

File : handicap95

v11: 11.身心障礙發生時年齡： _____歲（以足歲計算

Value	Label	Cases	Percentage
27		77	 0.6%
28		99	 0.8%
29		71	 0.5%
30		177	 1.3%
31		66	 0.5%
32		115	 0.9%
33		78	 0.6%
34		86	 0.7%
35		152	 1.2%
36		100	 0.8%
37		88	 0.7%
38		115	 0.9%
39		94	 0.7%
40		201	 1.5%
41		88	 0.7%
42		110	 0.8%
43		116	 0.9%
44		105	 0.8%
45		176	 1.3%
46		115	 0.9%
47		88	 0.7%
48		139	 1.1%
49		123	 0.9%
50		266	 2.0%
51		121	 0.9%
52		157	 1.2%
53		122	 0.9%
54		108	 0.8%
55		192	 1.5%
56		120	 0.9%
57		114	 0.9%
58		144	 1.1%
59		114	 0.9%
60		267	 2.0%
61		107	 0.8%
62		155	 1.2%
63		134	 1.0%
64		126	 1.0%
65		246	 1.9%
66		133	 1.0%
67		116	 0.9%
68		158	 1.2%
69		97	 0.7%

File : handicap95

v11: 11.身心障礙發生時年齡： _____歲（以足歲計算）

Value	Label	Cases	Percentage
70		251	1.9%
71		113	0.9%
72		114	0.9%
73		106	0.8%
74		97	0.7%
75		139	1.1%
76		80	0.6%
77		69	0.5%
78		84	0.6%
79		56	0.4%
80		87	0.7%
81		37	0.3%
82		51	0.4%
83		38	0.3%
84		21	0.2%
85		28	0.2%
86		9	0.1%
87		12	0.1%
88		6	0.0%
89		4	0.0%
90		3	0.0%
92		2	0.0%

Warning: these figures indicate the number of cases found in the data file. They cannot be interpreted as summary statistics of the population of interest.

v12: 12.您（身心障礙者目前的居住地點是（請就家宅、教養與養護機構以及其他擇一勾選，並回答子題

Information	[Type= discrete] [Format=character] [Missing=*]		
Statistics [NW/ W]	[Valid=13159 /-] [Invalid=0 /-]		
Value	Label	Cases	Percentage
1	家宅（續答第12a題至12g題）	12179	92.6%
2	教養、養護機構（跳答第12h至12n題）	959	7.3%
3	其他（跳答第13題	21	0.2%

Warning: these figures indicate the number of cases found in the data file. They cannot be interpreted as summary statistics of the population of interest.

v12a: 12a.住宅類型

Information	[Type= discrete] [Format=character] [Missing=*]		
Statistics [NW/ W]	[Valid=13159 /-] [Invalid=0 /-]		
Value	Label	Cases	Percentage
1	平房（跳答第12d題）	2478	18.8%
2	有電梯透天樓房	100	0.8%
3	無電梯透天樓房	6301	47.9%
4	有電梯集合式住宅	1299	9.9%
5	無電梯集合式住宅	2001	15.2%
U	不適用	980	7.4%

Warning: these figures indicate the number of cases found in the data file. They cannot be interpreted as summary statistics of the population of interest.

File : handicap95

v12b: 12b.居住在幾樓——樓(填答一樓者跳答第12d題)

Information [Type= discrete] [Format=character] [Missing=*]

Statistics [NW/ W] [Valid=13159 /-] [Invalid=0 /-]

Value	Label	Cases	Percentage
01		2903	22.1%
02		3958	30.1%
03		1216	9.2%
04		595	4.5%
05		384	2.9%
06		146	1.1%
07		118	0.9%
08		81	0.6%
09		59	0.4%
10		51	0.4%
11		46	0.3%
12		41	0.3%
13		25	0.2%
14		20	0.2%
15		14	0.1%
16		6	0.0%
17		7	0.1%
18		2	0.0%
19		9	0.1%
20		3	0.0%
21		3	0.0%
22		5	0.0%
23		4	0.0%
24		1	0.0%
26		1	0.0%
30		1	0.0%
32		1	0.0%
70		1	0.0%
UU	不適用	3458	26.3%

Warning: these figures indicate the number of cases found in the data file. They cannot be interpreted as summary statistics of the population of interest.

v12c: 12c.居住於二樓以上者，上下樓梯需否他人協助

Information [Type= discrete] [Format=character] [Missing=*]

Statistics [NW/ W] [Valid=13159 /-] [Invalid=0 /-]

Value	Label	Cases	Percentage
1	需要	1207	9.2%
2	不需要	5591	42.5%
U	不適用	6361	48.3%

Warning: these figures indicate the number of cases found in the data file. They cannot be interpreted as summary statistics of the population of interest.

v12d: 12d.住宅所有權屬

Information [Type= discrete] [Format=character] [Missing=*]

File : handicap95

v12d: 12d.住宅所有權屬

Statistics [NW/ W] [Valid=13159 /-] [Invalid=0 /-]

Value	Label	Cases	Percentage
1	自有	9978	75.8%
2	租賃	1152	8.8%
3	配住	141	1.1%
4	借住	782	5.9%
5	其他(含占用)	126	1.0%
U	不適用	980	7.4%

Warning: these figures indicate the number of cases found in the data file. They cannot be interpreted as summary statistics of the population of interest.

v12e_1: 12e.目前有哪些人與您同住(可複選)(1)配偶

Information [Type= discrete] [Format=character] [Missing=*]

Statistics [NW/ W] [Valid=13159 /-] [Invalid=0 /-]

Value	Label	Cases	Percentage
1	有	5561	42.3%
2	無	6618	50.3%
U	不適用	980	7.4%

Warning: these figures indicate the number of cases found in the data file. They cannot be interpreted as summary statistics of the population of interest.

v12e_2: 12e.目前有哪些人與您同住(可複選)(2)父親

Information [Type= discrete] [Format=character] [Missing=*]

Statistics [NW/ W] [Valid=13159 /-] [Invalid=0 /-]

Value	Label	Cases	Percentage
1	有	3515	26.7%
2	無	8664	65.8%
U	不適用	980	7.4%

Warning: these figures indicate the number of cases found in the data file. They cannot be interpreted as summary statistics of the population of interest.

v12e_3: 12e.目前有哪些人與您同住(可複選)(3)母親

Information [Type= discrete] [Format=character] [Missing=*]

Statistics [NW/ W] [Valid=13159 /-] [Invalid=0 /-]

Value	Label	Cases	Percentage
1	有	4282	32.5%
2	無	7897	60.0%
U	不適用	980	7.4%

Warning: these figures indicate the number of cases found in the data file. They cannot be interpreted as summary statistics of the population of interest.

v12e_4: 12e.目前有哪些人與您同住(可複選)(4)子女(媳婿)

Information [Type= discrete] [Format=character] [Missing=*]




Statistics [NW/ W] [Valid=13159 /-] [Invalid=0 /-]

Value	Label	Cases	Percentage
1	有	5802	44.1%
2	無	6377	48.5%
U	不適用	980	7.4%

Warning: these figures indicate the number of cases found in the data file. They cannot be interpreted as summary statistics of the population of interest.




File : handicap95

v12e_5: 12e.目前有哪些人與您同住(可複選)(5)兄弟姊妹及其配偶

Information	[Type= discrete] [Format=character] [Missing=*]		
Statistics [NW/ W]	[Valid=13159 /-] [Invalid=0 /-]		
Value	Label	Cases	Percentage
1	有	3266	 24.8%
2	無	8913	 67.7%
U	不適用	980	 7.4%




Warning: these figures indicate the number of cases found in the data file. They cannot be interpreted as summary statistics of the population of interest.

v12e_6: 12e.目前有哪些人與您同住(可複選)(6) (外祖父母

Information	[Type= discrete] [Format=character] [Missing=*]		
Statistics [NW/ W]	[Valid=13159 /-] [Invalid=0 /-]		
Value	Label	Cases	Percentage
1	有	741	 5.6%
2	無	11438	 86.9%
U	不適用	980	 7.4%




Warning: these figures indicate the number of cases found in the data file. They cannot be interpreted as summary statistics of the population of interest.

v12e_7: 12e.目前有哪些人與您同住(可複選)(7) (外孫子女及其配偶

Information	[Type= discrete] [Format=character] [Missing=*]		
Statistics [NW/ W]	[Valid=13159 /-] [Invalid=0 /-]		
Value	Label	Cases	Percentage
1	有	1941	 14.8%
2	無	10238	 77.8%
U	不適用	980	 7.4%




Warning: these figures indicate the number of cases found in the data file. They cannot be interpreted as summary statistics of the population of interest.

v12e_8: 12e.目前有哪些人與您同住(可複選)(8)朋友

Information	[Type= discrete] [Format=character] [Missing=*]		
Statistics [NW/ W]	[Valid=13159 /-] [Invalid=0 /-]		
Value	Label	Cases	Percentage
1	有	247	 1.9%
2	無	11932	 90.7%
U	不適用	980	 7.4%

Warning: these figures indicate the number of cases found in the data file. They cannot be interpreted as summary statistics of the population of interest.

v12e_9: 12e.目前有哪些人與您同住(可複選)(9)其他親戚

Information	[Type= discrete] [Format=character] [Missing=*]		
Statistics [NW/ W]	[Valid=13159 /-] [Invalid=0 /-]		
Value	Label	Cases	Percentage
1	有	787	 6.0%
2	無	11392	 86.6%
U	不適用	980	 7.4%

Warning: these figures indicate the number of cases found in the data file. They cannot be interpreted as summary statistics of the population of interest.

v12e_10: 12e.目前有哪些人與您同住(可複選)(10)獨居

Information	[Type= discrete] [Format=character] [Missing=*]		
-------------	---	--	--

File : handicap95

v12e_10: 12e.目前有哪些人與您同住(可複選)(10)獨居

Statistics [NW/ W] [Valid=13159 /-] [Invalid=0 /-]

Value	Label	Cases	Percentage
1	有	595	<div><div></div></div> 4.5%
2	無	11584	<div><div></div></div> 88.0%
U	不適用	980	<div><div></div></div> 7.4%

Warning: these figures indicate the number of cases found in the data file. They cannot be interpreted as summary statistics of the population of interest.

v12f_1: 12f.下列親屬是否有身心障礙者(可複選)(1)配偶

Information [Type= discrete] [Format=character] [Missing=*]

Statistics [NW/ W] [Valid=13159 /-] [Invalid=0 /-]

Value	Label	Cases	Percentage
1	有	690	<div><div></div></div> 5.2%
2	無	11489	<div><div></div></div> 87.3%
U	不適用	980	<div><div></div></div> 7.4%

Warning: these figures indicate the number of cases found in the data file. They cannot be interpreted as summary statistics of the population of interest.

v12f_2: 12f.下列親屬是否有身心障礙者(可複選)(2)父親

Information [Type= discrete] [Format=character] [Missing=*]

Statistics [NW/ W] [Valid=13159 /-] [Invalid=0 /-]

Value	Label	Cases	Percentage
1	有	397	<div><div></div></div> 3.0%
2	無	11782	<div><div></div></div> 89.5%
U	不適用	980	<div><div></div></div> 7.4%

Warning: these figures indicate the number of cases found in the data file. They cannot be interpreted as summary statistics of the population of interest.

v12f_3: 12f.下列親屬是否有身心障礙者(可複選)(3)母親

Information [Type= discrete] [Format=character] [Missing=*]

Statistics [NW/ W] [Valid=13159 /-] [Invalid=0 /-]

Value	Label	Cases	Percentage
1	有	490	<div><div></div></div> 3.7%
2	無	11689	<div><div></div></div> 88.8%
U	不適用	980	<div><div></div></div> 7.4%

Warning: these figures indicate the number of cases found in the data file. They cannot be interpreted as summary statistics of the population of interest.

v12f_4: 12f.下列親屬是否有身心障礙者(可複選)(4)子女

Information [Type= discrete] [Format=character] [Missing=*]

Statistics [NW/ W] [Valid=13159 /-] [Invalid=0 /-]

Value	Label	Cases	Percentage
1	有	612	<div><div></div></div> 4.7%
2	無	11567	<div><div></div></div> 87.9%
U	不適用	980	<div><div></div></div> 7.4%

Warning: these figures indicate the number of cases found in the data file. They cannot be interpreted as summary statistics of the population of interest.

v12f_5: 12f.下列親屬是否有身心障礙者(可複選)(5)兄弟姊妹

Information [Type= discrete] [Format=character] [Missing=*]

Statistics [NW/ W] [Valid=13159 /-] [Invalid=0 /-]

File : handicap95

v12f_5: 12f. 下列親屬是否有身心障礙者(可複選)(5) 兄弟姊妹

Value	Label	Cases	Percentage
1	有	871	6.6%
2	無	11308	85.9%
U	不適用	980	7.4%

Warning: these figures indicate the number of cases found in the data file. They cannot be interpreted as summary statistics of the population of interest.

v12f_6: 12f. 下列親屬是否有身心障礙者(可複選)(6) (外祖父母

Information	[Type= discrete] [Format=character] [Missing=*]
Statistics [NW/ W]	[Valid=13159 /-] [Invalid=0 /-]

Value	Label	Cases	Percentage
1	有	204	1.6%
2	無	11975	91.0%
U	不適用	980	7.4%

Warning: these figures indicate the number of cases found in the data file. They cannot be interpreted as summary statistics of the population of interest.

v12f_7: 12f. 下列親屬是否有身心障礙者(可複選)(7) (外孫子女

Information	[Type= discrete] [Format=character] [Missing=*]
Statistics [NW/ W]	[Valid=13159 /-] [Invalid=0 /-]

Value	Label	Cases	Percentage
1	有	80	0.6%
2	無	12099	91.9%
U	不適用	980	7.4%

Warning: these figures indicate the number of cases found in the data file. They cannot be interpreted as summary statistics of the population of interest.

card2: 卡號2

Information	[Type= discrete] [Format=character] [Missing=*]
Statistics [NW/ W]	[Valid=13159 /-] [Invalid=0 /-]

Value	Label	Cases	Percentage
2		13159	100.0%

Warning: these figures indicate the number of cases found in the data file. They cannot be interpreted as summary statistics of the population of interest.

v12g: 12g. 居家有無需要無障礙設施

Information	[Type= discrete] [Format=character] [Missing=*]
Statistics [NW/ W]	[Valid=13159 /-] [Invalid=0 /-]

Value	Label	Cases	Percentage
1	需要	1476	11.2%
2	不需要(跳答第13題)	10703	81.3%
U	不適用	980	7.4%

Warning: these figures indicate the number of cases found in the data file. They cannot be interpreted as summary statistics of the population of interest.

v12g1a: 12g. 居家需要無障礙設施:1. 衛浴設備

Information	[Type= discrete] [Format=character] [Missing=*]
Statistics [NW/ W]	[Valid=13159 /-] [Invalid=0 /-]

Value	Label	Cases	Percentage
1	有	1249	9.5%
2	無	227	1.7%

File : handicap95

v12g1a: 12g.居家需要無障礙設施:1. 衛浴設備

Value	Label	Cases	Percentage
U	不適用	11683	88.8%

Warning: these figures indicate the number of cases found in the data file. They cannot be interpreted as summary statistics of the population of interest.

v12g1b: 12g.居家無障礙衛浴設備是否改裝完畢

Information	[Type= discrete] [Format=character] [Missing=*]
Statistics [NW/ W]	[Valid=13159 /-] [Invalid=0 /-]

Value	Label	Cases	Percentage
1	是	445	3.4%
2	否	804	6.1%
U	不適用	11910	90.5%

Warning: these figures indicate the number of cases found in the data file. They cannot be interpreted as summary statistics of the population of interest.

# v12g2a: 12g.居家需要無障礙設施:2. 室內扶手			
Information		[Type= discrete] [Format=character] [Missing=*]	
Statistics [NW/ W]		[Valid=13159 /-] [Invalid=0 /-]	
Value	Label	Cases	Percentage
1	有	885	6.7%
2	無	591	4.5%
U	不適用	11683	88.8%
Warning: these figures indicate the number of cases found in the data file. They cannot be interpreted as summary statistics of the population of interest.			
# v12g2b: 12g.居家無障礙室內扶手是否改裝完畢			
Information		[Type= discrete] [Format=character] [Missing=*]	
Statistics [NW/ W]		[Valid=13159 /-] [Invalid=0 /-]	
Value	Label	Cases	Percentage
1	是	193	1.5%
2	否	692	5.3%
U	不適用	12274	93.3%
Warning: these figures indicate the number of cases found in the data file. They cannot be interpreted as summary statistics of the population of interest.			
# v12g3a: 12g.居家需要無障礙設施:3. 坡道			
Information		[Type= discrete] [Format=character] [Missing=*]	
Statistics [NW/ W]		[Valid=13159 /-] [Invalid=0 /-]	
Value	Label	Cases	Percentage
1	有	462	3.5%
2	無	1014	7.7%
U	不適用	11683	88.8%
Warning: these figures indicate the number of cases found in the data file. They cannot be interpreted as summary statistics of the population of interest.			
# v12g3b: 12g.居家無障礙坡道是否改裝完畢			
Information		[Type= discrete] [Format=character] [Missing=*]	
Statistics [NW/ W]		[Valid=13159 /-] [Invalid=0 /-]	
Value	Label	Cases	Percentage
1	是	91	0.7%
2	否	371	2.8%
U	不適用	12697	96.5%
Warning: these figures indicate the number of cases found in the data file. They cannot be interpreted as summary statistics of the population of interest.			
# v12g4a: 12g.居家需要無障礙設施:4. 廚房			
Information		[Type= discrete] [Format=character] [Missing=*]	
Statistics [NW/ W]		[Valid=13159 /-] [Invalid=0 /-]	
Value	Label	Cases	Percentage
1	有	379	2.9%
2	無	1097	8.3%
U	不適用	11683	88.8%
Warning: these figures indicate the number of cases found in the data file. They cannot be interpreted as summary statistics of the population of interest.			
# v12g4b: 12g.居家無障礙廚房設備是否改裝完畢			
Information		[Type= discrete] [Format=character] [Missing=*]	
Statistics [NW/ W]		[Valid=13159 /-] [Invalid=0 /-]	

# v12g4b: 12g.居家無障礙廚房設備是否改裝完畢			
Value	Label	Cases	Percentage
1	是	41	0.3%
2	否	338	2.6%
U	不適用	12780	97.1%
Warning: these figures indicate the number of cases found in the data file. They cannot be interpreted as summary statistics of the population of interest.			
# v12g5a: 12g.居家需要無障礙設施:5.臥室			
Information	[Type= discrete] [Format=character] [Missing=*]		
Statistics [NW/ W]	[Valid=13159 /-] [Invalid=0 /-]		
Value	Label	Cases	Percentage
1	有	499	3.8%
2	無	977	7.4%
U	不適用	11683	88.8%
Warning: these figures indicate the number of cases found in the data file. They cannot be interpreted as summary statistics of the population of interest.			
# v12g5b: 12g.居家無障礙臥室設備是否改裝完畢			
Information	[Type= discrete] [Format=character] [Missing=*]		
Statistics [NW/ W]	[Valid=13159 /-] [Invalid=0 /-]		
Value	Label	Cases	Percentage
1	是	79	0.6%
2	否	420	3.2%
U	不適用	12660	96.2%
Warning: these figures indicate the number of cases found in the data file. They cannot be interpreted as summary statistics of the population of interest.			
# v12g6a: 12g.居家需要無障礙設施:6.走道			
Information	[Type= discrete] [Format=character] [Missing=*]		
Statistics [NW/ W]	[Valid=13159 /-] [Invalid=0 /-]		
Value	Label	Cases	Percentage
1	有	493	3.7%
2	無	983	7.5%
U	不適用	11683	88.8%
Warning: these figures indicate the number of cases found in the data file. They cannot be interpreted as summary statistics of the population of interest.			
# v12g6b: 12g.居家無障礙走道設備是否改裝完畢			
Information	[Type= discrete] [Format=character] [Missing=*]		
Statistics [NW/ W]	[Valid=13159 /-] [Invalid=0 /-]		
Value	Label	Cases	Percentage
1	是	85	0.6%
2	否	408	3.1%
U	不適用	12666	96.3%
Warning: these figures indicate the number of cases found in the data file. They cannot be interpreted as summary statistics of the population of interest.			
# v12g7a: 12g.居家需要無障礙設施:7.電梯			
Information	[Type= discrete] [Format=character] [Missing=*]		
Statistics [NW/ W]	[Valid=13159 /-] [Invalid=0 /-]		
Value	Label	Cases	Percentage
1	有	228	1.7%

# v12g7a: 12g.居家需要無障礙設施:7. 電梯			
Value	Label	Cases	Percentage
2	無	1248	9.5%
U	不適用	11683	88.8%
Warning: these figures indicate the number of cases found in the data file. They cannot be interpreted as summary statistics of the population of interest.			
# v12g7b: 12g.居家無障礙電梯是否改裝完畢			
Information	[Type= discrete] [Format=character] [Missing=*]		
Statistics [NW/ W]	[Valid=13159 /-] [Invalid=0 /-]		
Value	Label	Cases	Percentage
1	是	50	0.4%
2	否	178	1.4%
U	不適用	12931	98.3%
Warning: these figures indicate the number of cases found in the data file. They cannot be interpreted as summary statistics of the population of interest.			
# v12g8a: 12g.居家需要無障礙設施:8. 門鈴閃光燈			
Information	[Type= discrete] [Format=character] [Missing=*]		
Statistics [NW/ W]	[Valid=13159 /-] [Invalid=0 /-]		
Value	Label	Cases	Percentage
1	有	224	1.7%
2	無	1252	9.5%
U	不適用	11683	88.8%
Warning: these figures indicate the number of cases found in the data file. They cannot be interpreted as summary statistics of the population of interest.			
# v12g8b: 12g.居家無障礙門鈴閃光燈是否改裝完畢			
Information	[Type= discrete] [Format=character] [Missing=*]		
Statistics [NW/ W]	[Valid=13159 /-] [Invalid=0 /-]		
Value	Label	Cases	Percentage
1	是	26	0.2%
2	否	198	1.5%
U	不適用	12935	98.3%
Warning: these figures indicate the number of cases found in the data file. They cannot be interpreted as summary statistics of the population of interest.			
# v12h: 12h.何種機構			
Information	[Type= discrete] [Format=character] [Missing=*]		
Statistics [NW/ W]	[Valid=13159 /-] [Invalid=0 /-]		
Value	Label	Cases	Percentage
01	收容、養護機構	297	2.3%
02	護理之家或長期照護機構	308	2.3%
03	身心障礙福利服務機構	53	0.4%
04	醫療機構	174	1.3%
05	精神復健機構	84	0.6%
06	育幼院	7	0.1%
07	社區家園	2	0.0%
08	附設住宿之職訓機構或庇護工廠	2	0.0%
09	特殊學校	14	0.1%
10	其他	18	0.1%
UU	不適用	12200	92.7%

# v12h: 12h.何種機構			
Warning: these figures indicate the number of cases found in the data file. They cannot be interpreted as summary statistics of the population of interest.			
# v12i: 12i.機構性質			
Information	[Type= discrete] [Format=character] [Missing=*]		
Statistics [NW/ W]	[Valid=13159 /-] [Invalid=0 /-]		
Value	Label	Cases	Percentage
1	公立	208	1.6%
2	公設民營	43	0.3%
3	宗教團體附設	55	0.4%
4	福利團體附設	46	0.3%
5	其他私立	607	4.6%
U	不適用	12200	92.7%
Warning: these figures indicate the number of cases found in the data file. They cannot be interpreted as summary statistics of the population of interest.			
# v12j: 12j.目前是否有家人			
Information	[Type= discrete] [Format=character] [Missing=*]		
Statistics [NW/ W]	[Valid=13159 /-] [Invalid=0 /-]		
Value	Label	Cases	Percentage
1	有家人（續答第12k題	930	7.1%
2	沒有家人（跳答第12l題	29	0.2%
U	不適用	12200	92.7%
Warning: these figures indicate the number of cases found in the data file. They cannot be interpreted as summary statistics of the population of interest.			
# v12j_1: 12j(1).有家人， 有哪些家人(可複選)(1)配偶			
Information	[Type= discrete] [Format=character] [Missing=*]		
Statistics [NW/ W]	[Valid=13159 /-] [Invalid=0 /-]		
Value	Label	Cases	Percentage
1	有	298	2.3%
2	無	632	4.8%
U	不適用	12229	92.9%
Warning: these figures indicate the number of cases found in the data file. They cannot be interpreted as summary statistics of the population of interest.			
# v12j_2: 12j(1).有家人， 有哪些家人(可複選)(2)父親			
Information	[Type= discrete] [Format=character] [Missing=*]		
Statistics [NW/ W]	[Valid=13159 /-] [Invalid=0 /-]		
Value	Label	Cases	Percentage
1	有	186	1.4%
2	無	744	5.7%
U	不適用	12229	92.9%
Warning: these figures indicate the number of cases found in the data file. They cannot be interpreted as summary statistics of the population of interest.			
# v12j_3: 12j(1).有家人， 有哪些家人(可複選)(3)母親			
Information	[Type= discrete] [Format=character] [Missing=*]		
Statistics [NW/ W]	[Valid=13159 /-] [Invalid=0 /-]		
Value	Label	Cases	Percentage
1	有	262	2.0%
2	無	668	5.1%
U	不適用	12229	92.9%

# v12j_3: 12j(1).有家人， 有哪些家人(可複選)(3)母親			
Warning: these figures indicate the number of cases found in the data file. They cannot be interpreted as summary statistics of the population of interest.			
# v12j_4: 12j(1).有家人， 有哪些家人(可複選)(4)子女(媳婿)			
Information	[Type= discrete] [Format=character] [Missing=*]		
Statistics [NW/ W]	[Valid=13159 /-] [Invalid=0 /-]		
Value	Label	Cases	Percentage
1	有	582	4.4%
2	無	348	2.6%
U	不適用	12229	92.9%
Warning: these figures indicate the number of cases found in the data file. They cannot be interpreted as summary statistics of the population of interest.			
# v12j_5: 12j(1).有家人， 有哪些家人(可複選)(5)兄弟姊妹及其配偶			
Information	[Type= discrete] [Format=character] [Missing=*]		
Statistics [NW/ W]	[Valid=13159 /-] [Invalid=0 /-]		
Value	Label	Cases	Percentage
1	有	446	3.4%
2	無	484	3.7%
U	不適用	12229	92.9%
Warning: these figures indicate the number of cases found in the data file. They cannot be interpreted as summary statistics of the population of interest.			
# v12j_6: 12j(1).有家人， 有哪些家人(可複選)(6)(外)祖父母			
Information	[Type= discrete] [Format=character] [Missing=*]		
Statistics [NW/ W]	[Valid=13159 /-] [Invalid=0 /-]		
Value	Label	Cases	Percentage
1	有	34	0.3%
2	無	896	6.8%
U	不適用	12229	92.9%
Warning: these figures indicate the number of cases found in the data file. They cannot be interpreted as summary statistics of the population of interest.			
# v12j_7: 12j(1).有家人， 有哪些家人(可複選)(7)(外)孫子女及其配偶			
Information	[Type= discrete] [Format=character] [Missing=*]		
Statistics [NW/ W]	[Valid=13159 /-] [Invalid=0 /-]		
Value	Label	Cases	Percentage
1	有	356	2.7%
2	無	574	4.4%
U	不適用	12229	92.9%
Warning: these figures indicate the number of cases found in the data file. They cannot be interpreted as summary statistics of the population of interest.			
# v12j_8: 12j(1).有家人， 有哪些家人(可複選)(8)其他親戚			
Information	[Type= discrete] [Format=character] [Missing=*]		
Statistics [NW/ W]	[Valid=13159 /-] [Invalid=0 /-]		
Value	Label	Cases	Percentage
1	有	162	1.2%
2	無	768	5.8%
U	不適用	12229	92.9%
Warning: these figures indicate the number of cases found in the data file. They cannot be interpreted as summary statistics of the population of interest.			

# v12k: 12k.您的家人大約多久時間來探望一次			
Information		[Type= discrete] [Format=character] [Missing=*]	
Statistics [NW/ W]		[Valid=13159 /-] [Invalid=0 /-]	
Value	Label	Cases	Percentage
1	每週四次以上	147	1.1%
2	每二、三日一次	119	0.9%
3	每週一次	229	1.7%
4	每半個月一次	121	0.9%
5	每月一次	160	1.2%
6	每年若干次	104	0.8%
7	幾乎沒有	50	0.4%
U	不適用	12229	92.9%
Warning: these figures indicate the number of cases found in the data file. They cannot be interpreted as summary statistics of the population of interest.			
# v12l: 12l.居住收容機構之主要原因為			
Information		[Type= discrete] [Format=character] [Missing=*]	
Statistics [NW/ W]		[Valid=13159 /-] [Invalid=0 /-]	
Value	Label	Cases	Percentage
1	收容機構離家近	69	0.5%
2	家人無法照顧	584	4.4%
3	可接受良好的教育或照顧	194	1.5%
4	收費合理	24	0.2%
5	復健需要	30	0.2%
6	沒有家人可照顧	17	0.1%
7	孤苦無依由政府安排	26	0.2%
8	其他	15	0.1%
U	不適用	12200	92.7%
Warning: these figures indicate the number of cases found in the data file. They cannot be interpreted as summary statistics of the population of interest.			
# v12m_y: 12m.居住在機構已有：__年			
Information		[Type= discrete] [Format=character] [Missing=*]	
Statistics [NW/ W]		[Valid=13159 /-] [Invalid=0 /-]	
Value	Label	Cases	Percentage
00		175	1.3%
01		179	1.4%
02		157	1.2%
03		122	0.9%
04		71	0.5%
05		38	0.3%
06		38	0.3%
07		22	0.2%
08		24	0.2%
09		11	0.1%
10		30	0.2%
11		6	0.0%
12		10	0.1%
13		8	0.1%

# v12m_y: 12m.居住在機構已有：__年			
Value	Label	Cases	Percentage
14		4	0.0%
15		10	0.1%
16		3	0.0%
17		2	0.0%
18		2	0.0%
19		3	0.0%
20		7	0.1%
21		2	0.0%
22		3	0.0%
23		3	0.0%
24		3	0.0%
25		4	0.0%
26		1	0.0%
27		3	0.0%
28		3	0.0%
29		1	0.0%
30		4	0.0%
32		1	0.0%
33		2	0.0%
35		2	0.0%
44		1	0.0%
45		1	0.0%
47		1	0.0%
50		1	0.0%
94		1	0.0%
UU	不適用	12200	92.7%
Warning: these figures indicate the number of cases found in the data file. They cannot be interpreted as summary statistics of the population of interest.			
# v12m_m: 12m.居住在機構已有：__月			
Information		[Type= discrete] [Format=character] [Missing=*]	
Statistics [NW/ W]		[Valid=13159 /-] [Invalid=0 /-]	
Value	Label	Cases	Percentage
00		385	2.9%
01		66	0.5%
02		60	0.5%
03		55	0.4%
04		42	0.3%
05		44	0.3%
06		143	1.1%
07		29	0.2%
08		40	0.3%
09		24	0.2%
10		48	0.4%
11		22	0.2%
12		1	0.0%

# v12m_m: 12m.居住在機構已有：___月			
Value	Label	Cases	Percentage
UU	不適用	12200	92.7%
Warning: these figures indicate the number of cases found in the data file. They cannot be interpreted as summary statistics of the population of interest.			
# v12n: 12n.對於您居住的機構，您滿意嗎			
Information	[Type= discrete] [Format=character] [Missing=*]		
Statistics [NW/ W]	[Valid=13159 /-] [Invalid=0 /-]		
Value	Label	Cases	Percentage
1	非常滿意	113	0.9%
2	還算滿意	482	3.7%
3	普通	200	1.5%
4	不太滿意	32	0.2%
5	非常不滿意	9	0.1%
6	不知道或拒答	123	0.9%
U	不適用	12200	92.7%
Warning: these figures indicate the number of cases found in the data file. They cannot be interpreted as summary statistics of the population of interest.			
# v13a: 13.請問您平常主要的休閒活動為最主要			
Information	[Type= discrete] [Format=character] [Missing=*]		
Statistics [NW/ W]	[Valid=13159 /-] [Invalid=0 /-]		
Value	Label	Cases	Percentage
01	玩電腦、電視遊樂器	805	6.1%
02	看電影、戲劇、藝文展覽	299	2.3%
03	聽音樂	649	4.9%
04	看電視、錄影帶	6488	49.3%
05	郊遊、登山、健行、釣魚	433	3.3%
06	球類運動、國術、打拳	210	1.6%
07	游泳	68	0.5%
08	閱讀書報雜誌	310	2.4%
09	舞蹈、彈奏樂器、吟唱	63	0.5%
10	打牌、下棋	64	0.5%
11	園藝、手工藝	143	1.1%
12	逛街	154	1.2%
13	聊天	644	4.9%
14	旅行（在外過夜	28	0.2%
15	書法、繪畫、攝影	74	0.6%
16	看MTV、VCD/DVD、唱卡拉OK（KTV	67	0.5%
17	其他	298	2.3%
18	幾乎沒有從事休閒活動	840	6.4%
19	無法從事休閒活動	1277	9.7%
20	散步	245	1.9%
Warning: these figures indicate the number of cases found in the data file. They cannot be interpreted as summary statistics of the population of interest.			
# v13b: 13.請問您平常主要的休閒活動為次要			
Information	[Type= discrete] [Format=character] [Missing=*]		
Statistics [NW/ W]	[Valid=13159 /-] [Invalid=0 /-]		

v13b: 13.請問您平常主要的休閒活動為次要

Value	Label	Cases	Percentage
01	玩電腦、電視遊樂器	536	4.1%
02	看電影、戲劇、藝文展覽	202	1.5%
03	聽音樂	793	6.0%
04	看電視、錄影帶	1682	12.8%
05	郊遊、登山、健行、釣魚	470	3.6%
06	球類運動、國術、打拳	208	1.6%
07	游泳	49	0.4%
08	閱讀書報雜誌	509	3.9%
09	舞蹈、彈奏樂器、吟唱	58	0.4%
10	打牌、下棋	107	0.8%
11	園藝、手工藝	117	0.9%
12	逛街	394	3.0%
13	訪友、聊天	1651	12.5%
14	旅行（在外過夜	71	0.5%
15	書法、繪畫、攝影	80	0.6%
16	看MTV、唱卡拉OK（KTV	115	0.9%
17	其他	321	2.4%
18	幾乎沒有從事休閒活動	0	
19	無法從事休閒活動	0	
20	散步	391	3.0%
UU	不適用（無次要休閒活動	5405	41.1%

Warning: these figures indicate the number of cases found in the data file. They cannot be interpreted as summary statistics of the population of interest.

v14: 14.請問您會不會使用電腦

Information		[Type= discrete] [Format=character] [Missing=*]		
Statistics [NW/ W]		[Valid=13159 /-] [Invalid=0 /-]		
Value	Label	Cases	Percentage	
1	會(接答第14a題)	2958	<div></div>	22.5%
2	不會(跳答第14b題)	10201	<div></div>	77.5%

Warning: these figures indicate the number of cases found in the data file. They cannot be interpreted as summary statistics of the population of interest.

v14a1: 14a(1).請問您使用電腦的頻率是：每週__天

Information		[Type= discrete] [Format=character] [Missing=*]	
Statistics [NW/ W]		[Valid=13159 /-] [Invalid=0 /-]	
Value	Label	Cases	Percentage
0		115	<div><div></div></div> 0.9%
1		548	<div><div></div></div> 4.2%
2		473	<div><div></div></div> 3.6%
3		348	<div><div></div></div> 2.6%
4		129	<div><div></div></div> 1.0%
5		298	<div><div></div></div> 2.3%
6		106	<div><div></div></div> 0.8%
7		941	<div><div></div></div> 7.2%
U	不適用	10201	<div><div></div></div> 77.5%

Warning: these figures indicate the number of cases found in the data file. They cannot be interpreted as summary statistics of the population of interest.

v14a2: 14a(1).請問您使用電腦的頻率是：每天約__小時（請填整數

Information	[Type= discrete] [Format=character] [Missing=*]
Statistics [NW/ W]	[Valid=13159 /-] [Invalid=0 /-]

Value	Label	Cases	Percentage
00		117	0.9%
01		1124	8.5%
02		755	5.7%
03		351	2.7%
04		186	1.4%
05		107	0.8%
06		82	0.6%
07		24	0.2%
08		144	1.1%
09		5	0.0%
10		38	0.3%
11		5	0.0%
12		11	0.1%
14		2	0.0%
15		3	0.0%
18		1	0.0%
20		2	0.0%
21		1	0.0%
UU	不適用	10201	77.5%

Warning: these figures indicate the number of cases found in the data file. They cannot be interpreted as summary statistics of the population of interest.

v14a3: 14a(2).使用電腦的用途或最常使用於

Information	[Type= discrete] [Format=character] [Missing=*]
Statistics [NW/ W]	[Valid=13159 /-] [Invalid=0 /-]

Value	Label	Cases	Percentage
1	文書處理或計算	429	3.3%
2	程式設計	25	0.2%
3	電腦繪圖	53	0.4%
4	娛樂休閒(玩GAME)	1122	8.5%
5	行政處理或管理	134	1.0%
6	上網	1078	8.2%
7	其他	117	0.9%
U	不適用	10201	77.5%

















Warning: these figures indicate the number of cases found in the data file. They cannot be interpreted as summary statistics of the population of interest.

v14b: 14b.不會使用電腦的最主要原因為

Information	[Type= discrete] [Format=character] [Missing=*]
Statistics [NW/ W]	[Valid=13159 /-] [Invalid=0 /-]

Value	Label	Cases	Percentage
1	沒有機會學習	1005	7.6%
2	學不來	1802	13.7%
3	缺乏電腦設備	294	2.2%
4	缺乏使用電腦的無障礙環境(如螢幕語音軟體、點字顯示器)	49	0.4%

# v14b: 14b.不會使用電腦的最主要因為			
Value	Label	Cases	Percentage
5	?	6984	<div><div></div></div> 53.1%
6	其他	67	<div><div></div></div> 0.5%
U	不適用	2958	<div><div></div></div> 22.5%
Warning: these figures indicate the number of cases found in the data file. They cannot be interpreted as summary statistics of the population of interest.			
# v15: 15.請問您最近一個月外出(含居家附近的散步)次數如何			
Information	[Type= discrete] [Format=character] [Missing=*]		
Statistics [NW/ W]	[Valid=13159 /-] [Invalid=0 /-]		
Value	Label	Cases	Percentage
1	幾乎每天(跳問第17題)	7998	<div><div></div></div> 60.8%
2	每週三、四次(跳問第17題)	1304	<div><div></div></div> 9.9%
3	每週一、二次(跳問第17題)	1077	<div><div></div></div> 8.2%
4	很少外出(全月1~2次)	1442	<div><div></div></div> 11.0%
5	都沒有外出	1338	<div><div></div></div> 10.2%
Warning: these figures indicate the number of cases found in the data file. They cannot be interpreted as summary statistics of the population of interest.			
# v16: 16.請問您最近一個月很少外出或都沒有外出的原因			
Information	[Type= discrete] [Format=character] [Missing=*]		
Statistics [NW/ W]	[Valid=13159 /-] [Invalid=0 /-]		
Value	Label	Cases	Percentage
1	沒有必要外出	320	<div><div></div></div> 2.4%
2	不宜外出	1468	<div><div></div></div> 11.2%
3	沒有人可以陪您或帶您外出	203	<div><div></div></div> 1.5%
4	家人禁止您外出	41	<div><div></div></div> 0.3%
5	自己不想外出	414	<div><div></div></div> 3.1%
6	缺乏定向行動能力	237	<div><div></div></div> 1.8%
7	缺乏外出所需輔具	26	<div><div></div></div> 0.2%
8	其他	71	<div><div></div></div> 0.5%
U	不適用	10379	<div><div></div></div> 78.9%
Warning: these figures indicate the number of cases found in the data file. They cannot be interpreted as summary statistics of the population of interest.			
# v17_1: 17.請問您最近一個月外出的理由(可複選)(1)工作			
Information	[Type= discrete] [Format=character] [Missing=*]		
Statistics [NW/ W]	[Valid=13159 /-] [Invalid=0 /-]		
Value	Label	Cases	Percentage
1	有	2345	<div><div></div></div> 17.8%
2	無	9476	<div><div></div></div> 72.0%
U	不適用	1338	<div><div></div></div> 10.2%
Warning: these figures indicate the number of cases found in the data file. They cannot be interpreted as summary statistics of the population of interest.			
# v17_2: 17.請問您最近一個月外出的理由(可複選)(2)上學			
Information	[Type= discrete] [Format=character] [Missing=*]		
Statistics [NW/ W]	[Valid=13159 /-] [Invalid=0 /-]		
Value	Label	Cases	Percentage
1	有	1583	<div><div></div></div> 12.0%
2	無	10238	<div><div></div></div> 77.8%

# v17_2: 17.請問您最近一個月外出的理由(可複選)(2)上學			
Value	Label	Cases	Percentage
U	不適用	1338	 10.2%
Warning: these figures indicate the number of cases found in the data file. They cannot be interpreted as summary statistics of the population of interest.			
# v17_3: 17.請問您最近一個月外出的理由(可複選)(3)就醫			
Information	[Type= discrete] [Format=character] [Missing=*]		
Statistics [NW/ W]	[Valid=13159 /-] [Invalid=0 /-]		
Value	Label	Cases	Percentage
1	有	4723	 35.9%
2	無	7098	 53.9%
U	不適用	1338	 10.2%
Warning: these figures indicate the number of cases found in the data file. They cannot be interpreted as summary statistics of the population of interest.			
# v17_4: 17.請問您最近一個月外出的理由(可複選)(4)訪友			
Information	[Type= discrete] [Format=character] [Missing=*]		
Statistics [NW/ W]	[Valid=13159 /-] [Invalid=0 /-]		
Value	Label	Cases	Percentage
1	有	1728	 13.1%
2	無	10093	 76.7%
U	不適用	1338	 10.2%
Warning: these figures indicate the number of cases found in the data file. They cannot be interpreted as summary statistics of the population of interest.			
# v17_5: 17.請問您最近一個月外出的理由(可複選)(5)購物			
Information	[Type= discrete] [Format=character] [Missing=*]		
Statistics [NW/ W]	[Valid=13159 /-] [Invalid=0 /-]		
Value	Label	Cases	Percentage
1	有	2895	 22.0%
2	無	8926	 67.8%
U	不適用	1338	 10.2%
Warning: these figures indicate the number of cases found in the data file. They cannot be interpreted as summary statistics of the population of interest.			
# v17_6: 17.請問您最近一個月外出的理由(可複選)(6)休閒、藝文活動			
Information	[Type= discrete] [Format=character] [Missing=*]		
Statistics [NW/ W]	[Valid=13159 /-] [Invalid=0 /-]		
Value	Label	Cases	Percentage
1	有	692	 5.3%
2	無	11129	 84.6%
U	不適用	1338	 10.2%
Warning: these figures indicate the number of cases found in the data file. They cannot be interpreted as summary statistics of the population of interest.			
# v17_7: 17.請問您最近一個月外出的理由(可複選)(7)運動、健身活動			
Information	[Type= discrete] [Format=character] [Missing=*]		
Statistics [NW/ W]	[Valid=13159 /-] [Invalid=0 /-]		
Value	Label	Cases	Percentage
1	有	1475	 11.2%
2	無	10346	 78.6%
U	不適用	1338	 10.2%
Warning: these figures indicate the number of cases found in the data file. They cannot be interpreted as summary statistics of the population of interest.			

# v17_8: 17.請問您最近一個月外出的理由(可複選)(8)社團、公益及宗教活動			
Information	[Type= discrete] [Format=character] [Missing=*]		
Statistics [NW/ W]	[Valid=13159 /-] [Invalid=0 /-]		
Value	Label	Cases	Percentage
1	有	406	<div><div></div></div> 3.1%
2	無	11415	<div><div></div></div> 86.7%
U	不適用	1338	<div><div></div></div> 10.2%
Warning: these figures indicate the number of cases found in the data file. They cannot be interpreted as summary statistics of the population of interest.			
# v17_9: 17.請問您最近一個月外出的理由(可複選)(9)參加職業訓練、教育訓練、才藝班、社區學苑等課程			
Information	[Type= discrete] [Format=character] [Missing=*]		
Statistics [NW/ W]	[Valid=13159 /-] [Invalid=0 /-]		
Value	Label	Cases	Percentage
1	有	260	<div><div></div></div> 2.0%
2	無	11561	<div><div></div></div> 87.9%
U	不適用	1338	<div><div></div></div> 10.2%
Warning: these figures indicate the number of cases found in the data file. They cannot be interpreted as summary statistics of the population of interest.			
# v17_10: 17.請問您最近一個月外出的理由(可複選)(10)居家附近的日常生活活動，例如：散步、外食、倒垃圾、剪（洗頭髮、接送小孩...等			
Information	[Type= discrete] [Format=character] [Missing=*]		
Statistics [NW/ W]	[Valid=13159 /-] [Invalid=0 /-]		
Value	Label	Cases	Percentage
1	有	7396	<div><div></div></div> 56.2%
2	無	4425	<div><div></div></div> 33.6%
U	不適用	1338	<div><div></div></div> 10.2%
Warning: these figures indicate the number of cases found in the data file. They cannot be interpreted as summary statistics of the population of interest.			
# v17_11: 17.請問您最近一個月外出的理由(可複選)(11)其他			
Information	[Type= discrete] [Format=character] [Missing=*]		
Statistics [NW/ W]	[Valid=13159 /-] [Invalid=0 /-]		
Value	Label	Cases	Percentage
1	有	374	<div><div></div></div> 2.8%
2	無	11447	<div><div></div></div> 87.0%
U	不適用	1338	<div><div></div></div> 10.2%
Warning: these figures indicate the number of cases found in the data file. They cannot be interpreted as summary statistics of the population of interest.			

# v18_1: 18.您最近一年需要外出時最常使用的方式最主要				
Information		[Type= discrete] [Format=character] [Missing=*]		
Statistics [NW/ W]		[Valid=13159 /-] [Invalid=0 /-]		
Value	Label	Cases	Percentage	
01	自行駕駛汽車	797	<div></div>	6.1%
02	自行騎乘機車(含特制機車)	2610	<div></div>	19.8%
03	自行騎乘腳踏車	802	<div></div>	6.1%
04	親友開車或騎車接送	3101	<div></div>	23.6%
05	坐計程車	390	<div></div>	3.0%
06	搭乘長途客運	30	<div></div>	0.2%
07	搭乘市區公車	573	<div></div>	4.4%
08	搭乘火車	26	<div></div>	0.2%
09	搭乘飛機	2	<div></div>	0.0%
10	搭乘捷運	77	<div></div>	0.6%
11	搭乘復興巴士	160	<div></div>	1.2%
12	使用電動輪椅或代步車	163	<div></div>	1.2%
13	使用一般輪椅	158	<div></div>	1.2%
14	乘坐一般輪椅, 但由他人協助推行	298	<div></div>	2.3%
15	步行	2428	<div></div>	18.5%
16	無法外出或從未外出	1338	<div></div>	10.2%
17	其他	206	<div></div>	1.6%
Warning: these figures indicate the number of cases found in the data file. They cannot be interpreted as summary statistics of the population of interest.				
# v18_2: 18.您最近一年需要外出時最常使用的方式次要方式				
Information		[Type= discrete] [Format=character] [Missing=*]		
Statistics [NW/ W]		[Valid=13159 /-] [Invalid=0 /-]		
Value	Label	Cases	Percentage	
01	自行駕駛汽車	417	<div></div>	3.2%
02	自行騎乘機車(含特制機車)	734	<div></div>	5.6%
03	自行騎乘腳踏車	544	<div></div>	4.1%
04	親友開車或騎車接送	1965	<div></div>	14.9%
05	坐計程車	500	<div></div>	3.8%
06	搭乘長途客運	104	<div></div>	0.8%
07	搭乘市區公車	617	<div></div>	4.7%
08	搭乘火車	110	<div></div>	0.8%
09	搭乘飛機	24	<div></div>	0.2%
10	搭乘捷運	219	<div></div>	1.7%
11	搭乘復興巴士	102	<div></div>	0.8%
12	使用電動輪椅或代步車	43	<div></div>	0.3%
13	使用一般輪椅	79	<div></div>	0.6%
14	乘坐一般輪椅, 但由他人協助推行	145	<div></div>	1.1%
15	步行	2653	<div></div>	20.2%
16	無法外出或從未外出	0	<div></div>	
17	其他	98	<div></div>	0.7%
UU	不適用 (無次要者)	4805	<div></div>	36.5%
Warning: these figures indicate the number of cases found in the data file. They cannot be interpreted as summary statistics of the population of interest.				

# v18_3: 18.您最近一年需要外出時最常使用的方式再次要方式			
Information		[Type= discrete] [Format=character] [Missing=*]	
Statistics [NW/ W]		[Valid=13159 /-] [Invalid=0 /-]	
Value	Label	Cases	Percentage
01	自行駕駛汽車	103	<div><div></div></div> 0.8%
02	自行騎乘機車(含特制機車)	116	<div><div></div></div> 0.9%
03	自行騎乘腳踏車	206	<div><div></div></div> 1.6%
04	親友開車或騎車接送	654	<div><div></div></div> 5.0%
05	坐計程車	284	<div><div></div></div> 2.2%
06	搭乘長途客運	119	<div><div></div></div> 0.9%
07	搭乘市區公車	292	<div><div></div></div> 2.2%
08	搭乘火車	192	<div><div></div></div> 1.5%
09	搭乘飛機	72	<div><div></div></div> 0.5%
10	搭乘捷運	113	<div><div></div></div> 0.9%
11	搭乘復康巴士	29	<div><div></div></div> 0.2%
12	使用電動輪椅或代步車	11	<div><div></div></div> 0.1%
13	使用一般輪椅	9	<div><div></div></div> 0.1%
14	乘坐一般輪椅, 但由他人協助推行	19	<div><div></div></div> 0.1%
15	步行	1154	<div><div></div></div> 8.8%
16	無法外出或從未外出	0	
17	其他	15	<div><div></div></div> 0.1%
UU	不適用(無再次要者)	9771	<div><div></div></div> 74.3%
Warning: these figures indicate the number of cases found in the data file. They cannot be interpreted as summary statistics of the population of interest.			
# v18a: 18a.為了您的外出, 您本人及陪同您的人平均每月花在交通的費用約_____元(植物人或v18_1答16者, 其值為0)			
Information		[Type= discrete] [Format=character] [Missing=*]	
Statistics [NW/ W]		[Valid=13159 /-] [Invalid=0 /-]	
Value	Label	Cases	Percentage
00000	未有交通支出	3039	<div><div></div></div> 23.1%
00010		2	<div><div></div></div> 0.0%
00011		2	<div><div></div></div> 0.0%
00027		1	<div><div></div></div> 0.0%
00030		3	<div><div></div></div> 0.0%
00036		1	<div><div></div></div> 0.0%
00040		2	<div><div></div></div> 0.0%
00050		20	<div><div></div></div> 0.2%
00052		1	<div><div></div></div> 0.0%
00060		4	<div><div></div></div> 0.0%
00064		1	<div><div></div></div> 0.0%
00070		2	<div><div></div></div> 0.0%
00080		6	<div><div></div></div> 0.0%
00090		2	<div><div></div></div> 0.0%
0010		1	<div><div></div></div> 0.0%
00100		233	<div><div></div></div> 1.8%
00110		1	<div><div></div></div> 0.0%
00120		7	<div><div></div></div> 0.1%

v18a: 18a.為了您的外出，您本人及陪同您的人平均每月花在交通的費用約_____元(植物人或v18_1答16者，其值為0)

Value	Label	Cases	Percentage
00140		1	0.0%
00150		28	0.2%
00160		6	0.0%
00165		1	0.0%
00170		1	0.0%
00180		1	0.0%
00200		472	3.6%
00204		1	0.0%
00230		1	0.0%
00240		8	0.1%
00250		30	0.2%
00260		1	0.0%
00300		579	4.4%
00310		1	0.0%
00320		6	0.0%
00350		34	0.3%
00360		6	0.0%
00380		3	0.0%
00400		254	1.9%
00450		18	0.1%
00470		1	0.0%
00480		1	0.0%
00500		1515	11.5%
00520		2	0.0%
00550		13	0.1%
00560		2	0.0%
00580		1	0.0%
00600		339	2.6%
00616		1	0.0%
00620		1	0.0%
00630		1	0.0%
00640		1	0.0%
00650		6	0.0%
00660		3	0.0%
00700		111	0.8%
00720		2	0.0%
00750		15	0.1%
00760		1	0.0%
00780		1	0.0%
00800		209	1.6%
00850		9	0.1%
00860		2	0.0%
00870		1	0.0%
00900		31	0.2%

v18a: 18a.為了您的外出，您本人及陪同您的人平均每月花在交通的費用約_____元(植物人或v18_1答16者，其值為0)

Value	Label	Cases	Percentage
00950		2	0.0%
00980		1	0.0%
01000		1729	13.1%
01050		1	0.0%
01080		1	0.0%
01100		14	0.1%
01200		180	1.4%
01250		1	0.0%
01262		7	0.1%
01300		18	0.1%
01350		1	0.0%
01400		9	0.1%
01410		1	0.0%
01430		1	0.0%
01450		1	0.0%
01500		581	4.4%
01600		43	0.3%
01650		2	0.0%
01700		8	0.1%
01750		2	0.0%
01760		1	0.0%
01800		32	0.2%
01900		2	0.0%
02000		1291	9.8%
02100		8	0.1%
02200		4	0.0%
02300		8	0.1%
02400		15	0.1%
02500		218	1.7%
02600		7	0.1%
02700		3	0.0%
02800		3	0.0%
03000		798	6.1%
03100		1	0.0%
03200		14	0.1%
03300		2	0.0%
03500		69	0.5%
03600		9	0.1%
03700		1	0.0%
03800		1	0.0%
04000		314	2.4%
04300		2	0.0%
04500		36	0.3%
04600		1	0.0%

v18a: 18a.為了您的外出，您本人及陪同您的人平均每月花在交通的費用約_____元(植物人或v18_1答16者，其值為0)

Value	Label	Cases	Percentage
04700		1	0.0%
04800		1	0.0%
04900		1	0.0%
05000		344	2.6%
05200		1	0.0%
05300		1	0.0%
05400		1	0.0%
05500		11	0.1%
05600		1	0.0%
06000		122	0.9%
06500		6	0.0%
06700		1	0.0%
07000		26	0.2%
07500		4	0.0%
08000		41	0.3%
08500		1	0.0%
09000		9	0.1%
09500		1	0.0%
10000		59	0.4%
11500		1	0.0%
12000		8	0.1%
13000		2	0.0%
15000		9	0.1%
16000		1	0.0%
20000		6	0.0%
21000		2	0.0%
25000		5	0.0%
30000		1	0.0%

Warning: these figures indicate the number of cases found in the data file. They cannot be interpreted as summary statistics of the population of interest.

card3: 卡號3

Information		[Type= discrete] [Format=character] [Missing=*]	
Statistics [NW/ W]		[Valid=13159 /-] [Invalid=0 /-]	
Value	Label	Cases	Percentage
3		13159	100.0%

Warning: these figures indicate the number of cases found in the data file. They cannot be interpreted as summary statistics of the population of interest.

v19a: 19a.請問您最近一個月有沒有搭過飛機

Information		[Type= discrete] [Format=character] [Missing=*]	
Statistics [NW/ W]		[Valid=13159 /-] [Invalid=0 /-]	
Value	Label	Cases	Percentage
1	有	290	<div><div></div></div> 2.2%
2	沒有(跳答第19b題)	12869	<div><div></div></div> 97.8%

Warning: these figures indicate the number of cases found in the data file. They cannot be interpreted as summary statistics of the population of interest.

# v19a2a: 19a.有無使用(2)上下階梯			
Information		[Type= discrete] [Format=character] [Missing=*]	
Statistics [NW/ W]		[Valid=13159 /-] [Invalid=0 /-]	
Value	Label	Cases	Percentage
1	有	171	1.3%
2	無	119	0.9%
U	不適用	12869	97.8%
Warning: these figures indicate the number of cases found in the data file. They cannot be interpreted as summary statistics of the population of interest.			
# v19a2b: 19a.「上下階梯」是否符合您的需要			
Information		[Type= discrete] [Format=character] [Missing=*]	
Statistics [NW/ W]		[Valid=13159 /-] [Invalid=0 /-]	
Value	Label	Cases	Percentage
01	不需要使用	116	0.9%
02	符合需要	166	1.3%
21	階梯太高	0	
22	會絆倒	0	
23	階梯處太暗	0	
24	階梯太滑	1	0.0%
25	階梯處缺乏扶手	0	
28	未設置	2	0.0%
29	其他	5	0.0%
UU	不適用	12869	97.8%
Warning: these figures indicate the number of cases found in the data file. They cannot be interpreted as summary statistics of the population of interest.			
# v19a3a: 19a.有無使用(3)升降設備或出入口			
Information		[Type= discrete] [Format=character] [Missing=*]	
Statistics [NW/ W]		[Valid=13159 /-] [Invalid=0 /-]	
Value	Label	Cases	Percentage
1	有	140	1.1%
2	無	150	1.1%
U	不適用	12869	97.8%
Warning: these figures indicate the number of cases found in the data file. They cannot be interpreted as summary statistics of the population of interest.			
# v19a3b: 19a.「升降設備或出入口」是否符合您的需要			
Information		[Type= discrete] [Format=character] [Missing=*]	
Statistics [NW/ W]		[Valid=13159 /-] [Invalid=0 /-]	
Value	Label	Cases	Percentage
01	不需要使用	148	1.1%
02	符合需要	137	1.0%
31	出入口太窄	0	
32	升降設備無法運作	1	0.0%
33	升降設備不安全	0	
38	未設置	1	0.0%
39	其他	3	0.0%
UU	不適用	12869	97.8%
Warning: these figures indicate the number of cases found in the data file. They cannot be interpreted as summary statistics of the population of interest.			

# v19a4a: 19a.有無使用(4)站名撥報或顯示設施			
Information		[Type= discrete] [Format=character] [Missing=*]	
Statistics [NW/ W]		[Valid=13159 /-] [Invalid=0 /-]	
Value	Label	Cases	Percentage
1	有	118	0.9%
2	無	172	1.3%
U	不適用	12869	97.8%
Warning: these figures indicate the number of cases found in the data file. They cannot be interpreted as summary statistics of the population of interest.			
# v19a4b: 19a.「站名撥報或顯示設施」 是否符合您的需要			
Information		[Type= discrete] [Format=character] [Missing=*]	
Statistics [NW/ W]		[Valid=13159 /-] [Invalid=0 /-]	
Value	Label	Cases	Percentage
01	不需要使用	171	1.3%
02	符合需要	115	0.9%
41	設施常常無法運作	0	
42	播報音量不當	1	0.0%
43	顯示亮度不當	0	
44	播報或顯示常有誤	0	
48	未設置	0	
49	其他	3	0.0%
UU	不適用	12869	97.8%
Warning: these figures indicate the number of cases found in the data file. They cannot be interpreted as summary statistics of the population of interest.			
# v19a5a: 19a.有無使用(5)輪椅停靠或固定設施			
Information		[Type= discrete] [Format=character] [Missing=*]	
Statistics [NW/ W]		[Valid=13159 /-] [Invalid=0 /-]	
Value	Label	Cases	Percentage
1	有	49	0.4%
2	無	241	1.8%
U	不適用	12869	97.8%
Warning: these figures indicate the number of cases found in the data file. They cannot be interpreted as summary statistics of the population of interest.			
# v19a5b: 19a.「輪椅停靠或固定設施」 是否符合您的需要			
Information		[Type= discrete] [Format=character] [Missing=*]	
Statistics [NW/ W]		[Valid=13159 /-] [Invalid=0 /-]	
Value	Label	Cases	Percentage
01	不需要使用	235	1.8%
02	符合需要	46	0.3%
51	停靠位置標示不明	0	
52	停靠位置不易上下	0	
53	缺乏合適扶手	0	
54	周邊空間太小	1	0.0%
55	設計不佳，無法或不易固定	1	0.0%
58	未設置	5	0.0%
59	其他	2	0.0%
UU	不適用	12869	97.8%
Warning: these figures indicate the number of cases found in the data file. They cannot be interpreted as summary statistics of the population of interest.			

# v19a7a: 19a.有無使用(7)服務鈴			
Information		[Type= discrete] [Format=character] [Missing=*]	
Statistics [NW/ W]		[Valid=13159 /-] [Invalid=0 /-]	
Value	Label	Cases	Percentage
1	有	73	0.6%
2	無	217	1.6%
U	不適用	12869	97.8%
Warning: these figures indicate the number of cases found in the data file. They cannot be interpreted as summary statistics of the population of interest.			
# v19a7b: 19a.「服務鈴」 是否符合您的需要			
Information		[Type= discrete] [Format=character] [Missing=*]	
Statistics [NW/ W]		[Valid=13159 /-] [Invalid=0 /-]	
Value	Label	Cases	Percentage
01	不需要使用	214	1.6%
02	符合需要	72	0.5%
71	設置的位置太高	0	
72	設置數量太少	0	
73	按下後不知是否有響	0	
78	未設置	2	0.0%
79	其他	2	0.0%
UU	不適用	12869	97.8%
Warning: these figures indicate the number of cases found in the data file. They cannot be interpreted as summary statistics of the population of interest.			
# v19a8a: 19a.有無使用(8)衛生設備			
Information		[Type= discrete] [Format=character] [Missing=*]	
Statistics [NW/ W]		[Valid=13159 /-] [Invalid=0 /-]	
Value	Label	Cases	Percentage
1	有	145	1.1%
2	無	145	1.1%
U	不適用	12869	97.8%
Warning: these figures indicate the number of cases found in the data file. They cannot be interpreted as summary statistics of the population of interest.			
# v19a8b: 19a.「衛生設備」 是否符合您的需要			
Information		[Type= discrete] [Format=character] [Missing=*]	
Statistics [NW/ W]		[Valid=13159 /-] [Invalid=0 /-]	
Value	Label	Cases	Percentage
01	不需要使用	144	1.1%
02	符合需要	140	1.1%
81	位置缺乏明確指引	0	
82	門不容易打開	0	
83	空間太窄	3	0.0%
84	洗手台高度不適合	0	
85	無法使用, 因缺乏無障礙設計	1	0.0%
88	未設置	0	
89	其他	2	0.0%
UU	不適用	12869	97.8%
Warning: these figures indicate the number of cases found in the data file. They cannot be interpreted as summary statistics of the population of interest.			

# v19a9a: 19a.有無使用(9)扶手及防滑地板			
Information		[Type= discrete] [Format=character] [Missing=*]	
Statistics [NW/ W]		[Valid=13159 /-] [Invalid=0 /-]	
Value	Label	Cases	Percentage
1	有	145	1.1%
2	無	145	1.1%
U	不適用	12869	97.8%
Warning: these figures indicate the number of cases found in the data file. They cannot be interpreted as summary statistics of the population of interest.			
# v19a9b: 19a.「扶手及防滑地板」是否符合您的需要			
Information		[Type= discrete] [Format=character] [Missing=*]	
Statistics [NW/ W]		[Valid=13159 /-] [Invalid=0 /-]	
Value	Label	Cases	Percentage
01	不需要使用	141	1.1%
02	符合需要	142	1.1%
91	扶手不容易握持	1	0.0%
92	扶手處太少	0	
93	防滑地板的效果不佳	1	0.0%
98	未設置	3	0.0%
99	其他	2	0.0%
UU	不適用	12869	97.8%
Warning: these figures indicate the number of cases found in the data file. They cannot be interpreted as summary statistics of the population of interest.			
# v19b: 19b.最近一個月有沒有搭過長途客運			
Information		[Type= discrete] [Format=character] [Missing=*]	
Statistics [NW/ W]		[Valid=13159 /-] [Invalid=0 /-]	
Value	Label	Cases	Percentage
1	有	514	3.9%
2	無(跳答第19.題)	12645	96.1%
Warning: these figures indicate the number of cases found in the data file. They cannot be interpreted as summary statistics of the population of interest.			
# v19b2a: 19b.有無使用(2)上下階梯			
Information		[Type= discrete] [Format=character] [Missing=*]	
Statistics [NW/ W]		[Valid=13159 /-] [Invalid=0 /-]	
Value	Label	Cases	Percentage
1	有	269	2.0%
2	無	245	1.9%
U	不適用	12645	96.1%
Warning: these figures indicate the number of cases found in the data file. They cannot be interpreted as summary statistics of the population of interest.			
# v19b2b: 19b.「上下階梯」是否符合您的需要			
Information		[Type= discrete] [Format=character] [Missing=*]	
Statistics [NW/ W]		[Valid=13159 /-] [Invalid=0 /-]	
Value	Label	Cases	Percentage
01	不需要使用	239	1.8%
02	符合需要	253	1.9%
21	階梯太高	14	0.1%
22	會絆倒	2	0.0%

# v19b2b: 19b.「上下階梯」是否符合您的需要			
Value	Label	Cases	Percentage
23	階梯處太暗	0	
24	階梯太滑	0	
25	階梯處缺乏扶手	0	
28	未設置	4	0.0%
29	其他	2	0.0%
UU	不適用	12645	96.1%
Warning: these figures indicate the number of cases found in the data file. They cannot be interpreted as summary statistics of the population of interest.			
# v19b3a: 19b.有無使用(3)升降設備或出入口			
Information	[Type= discrete] [Format=character] [Missing=*]		
Statistics [NW/ W]	[Valid=13159 /-] [Invalid=0 /-]		
Value	Label	Cases	Percentage
1	有	99	0.8%
2	無	415	3.2%
U	不適用	12645	96.1%
Warning: these figures indicate the number of cases found in the data file. They cannot be interpreted as summary statistics of the population of interest.			
# v19b3b: 19b.「升降設備或出入口」 是否符合您的需要			
Information	[Type= discrete] [Format=character] [Missing=*]		
Statistics [NW/ W]	[Valid=13159 /-] [Invalid=0 /-]		
Value	Label	Cases	Percentage
01	不需要使用	391	3.0%
02	符合需要	97	0.7%
31	出入口太窄	2	0.0%
32	升降設備無法運作	0	
33	升降設備不安全	0	
38	未設置	22	0.2%
39	其他	2	0.0%
UU	不適用	12645	96.1%
Warning: these figures indicate the number of cases found in the data file. They cannot be interpreted as summary statistics of the population of interest.			
# v19b4a: 19b.有無使用(4)站名撥報或顯示設施			
Information	[Type= discrete] [Format=character] [Missing=*]		
Statistics [NW/ W]	[Valid=13159 /-] [Invalid=0 /-]		
Value	Label	Cases	Percentage
1	有	178	1.4%
2	無	336	2.6%
U	不適用	12645	96.1%
Warning: these figures indicate the number of cases found in the data file. They cannot be interpreted as summary statistics of the population of interest.			
# v19b4b: 19b.「站名撥報或顯示設施」 是否符合您的需要			
Information	[Type= discrete] [Format=character] [Missing=*]		
Statistics [NW/ W]	[Valid=13159 /-] [Invalid=0 /-]		
Value	Label	Cases	Percentage
01	不需要使用	313	2.4%
02	符合需要	176	1.3%

# v19b4b: 19b.「站名撥報或顯示設施」是否符合您的需要			
Value	Label	Cases	Percentage
41	設施常常無法運作	0	
42	播報音量不當	1	0.0%
43	顯示亮度不當	1	0.0%
44	播報或顯示常有誤	0	
48	未設置	22	0.2%
49	其他	1	0.0%
UU	不適用	12645	96.1%
Warning: these figures indicate the number of cases found in the data file. They cannot be interpreted as summary statistics of the population of interest.			
# v19b5a: 19b.有無使用(5)輪椅停靠或固定設施			
Information	[Type= discrete] [Format=character] [Missing=*]		
Statistics [NW/ W]	[Valid=13159 /-] [Invalid=0 /-]		
Value	Label	Cases	Percentage
1	有	25	0.2%
2	無	489	3.7%
U	不適用	12645	96.1%
Warning: these figures indicate the number of cases found in the data file. They cannot be interpreted as summary statistics of the population of interest.			
# v19b5b: 19b.「輪椅停靠或固定設施」是否符合您的需要			
Information	[Type= discrete] [Format=character] [Missing=*]		
Statistics [NW/ W]	[Valid=13159 /-] [Invalid=0 /-]		
Value	Label	Cases	Percentage
01	不需要使用	469	3.6%
02	符合需要	25	0.2%
51	停靠位置標示不明	0	
52	停靠位置不易上下	0	
53	缺乏合適扶手	0	
54	周邊空間太小	0	
55	設計不佳，無法或不易固定	0	
58	未設置	17	0.1%
59	其他	3	0.0%
UU	不適用	12645	96.1%
Warning: these figures indicate the number of cases found in the data file. They cannot be interpreted as summary statistics of the population of interest.			
# v19b6a: 19b.有無使用(6)博愛座			
Information	[Type= discrete] [Format=character] [Missing=*]		
Statistics [NW/ W]	[Valid=13159 /-] [Invalid=0 /-]		
Value	Label	Cases	Percentage
1	有	156	1.2%
2	無	358	2.7%
U	不適用	12645	96.1%
Warning: these figures indicate the number of cases found in the data file. They cannot be interpreted as summary statistics of the population of interest.			
# v19b6b: 19b.「博愛座」是否符合您的需要			
Information	[Type= discrete] [Format=character] [Missing=*]		
Statistics [NW/ W]	[Valid=13159 /-] [Invalid=0 /-]		

# v19b6b: 19b.「博愛座」是否符合您的需要			
Value	Label	Cases	Percentage
01	不需要使用	337	2.6%
02	符合需要	148	1.1%
61	出入口至設置處間地面不平坦	0	
62	標示不清楚	2	0.0%
63	位置數量太少	3	0.0%
64	位置常遭佔用	9	0.1%
68	未設置	12	0.1%
69	其他	3	0.0%
UU	不適用	12645	96.1%
Warning: these figures indicate the number of cases found in the data file. They cannot be interpreted as summary statistics of the population of interest.			
# v19b7a: 19b.有無使用(7)服務鈴/下車鈴			
Information	[Type= discrete] [Format=character] [Missing=*]		
Statistics [NW/ W]	[Valid=13159 /-] [Invalid=0 /-]		
Value	Label	Cases	Percentage
1	有	272	2.1%
2	無	242	1.8%
U	不適用	12645	96.1%
Warning: these figures indicate the number of cases found in the data file. They cannot be interpreted as summary statistics of the population of interest.			
# v19b7b: 19b.「服務鈴/下車鈴」是否符合您的需要			
Information	[Type= discrete] [Format=character] [Missing=*]		
Statistics [NW/ W]	[Valid=13159 /-] [Invalid=0 /-]		
Value	Label	Cases	Percentage
01	不需要使用	229	1.7%
02	符合需要	270	2.1%
71	設置的位置太高	1	0.0%
72	設置數量太少	0	
73	按下後不知是否有響	1	0.0%
78	未設置	11	0.1%
79	其他	2	0.0%
UU	不適用	12645	96.1%
Warning: these figures indicate the number of cases found in the data file. They cannot be interpreted as summary statistics of the population of interest.			
# v19b8a: 19b.有無使用(8)衛生設備			
Information	[Type= discrete] [Format=character] [Missing=*]		
Statistics [NW/ W]	[Valid=13159 /-] [Invalid=0 /-]		
Value	Label	Cases	Percentage
1	有	161	1.2%
2	無	353	2.7%
U	不適用	12645	96.1%
Warning: these figures indicate the number of cases found in the data file. They cannot be interpreted as summary statistics of the population of interest.			
# v19b8b: 19b.「衛生設備」是否符合您的需要			
Information	[Type= discrete] [Format=character] [Missing=*]		
Statistics [NW/ W]	[Valid=13159 /-] [Invalid=0 /-]		

# v19b8b: 19b.「衛生設備」是否符合您的需要			
Value	Label	Cases	Percentage
01	不需要使用	323	2.5%
02	符合需要	143	1.1%
81	位置缺乏明確指引	0	
82	門不容易打開	1	0.0%
83	空間太窄	11	0.1%
84	洗手台高度不適合	0	
85	無法使用，因缺乏無障礙設計	5	0.0%
88	未設置	29	0.2%
89	其他	2	0.0%
UU	不適用	12645	96.1%
Warning: these figures indicate the number of cases found in the data file. They cannot be interpreted as summary statistics of the population of interest.			
# v19b9a: 19b.有無使用(9)扶手及防滑地板			
Information	[Type= discrete] [Format=character] [Missing=*]		
Statistics [NW/ W]	[Valid=13159 /-] [Invalid=0 /-]		
Value	Label	Cases	Percentage
1	有	271	2.1%
2	無	243	1.8%
U	不適用	12645	96.1%
Warning: these figures indicate the number of cases found in the data file. They cannot be interpreted as summary statistics of the population of interest.			
# v19b9b: 19b.「扶手及防滑地板」是否符合您的需要			
Information	[Type= discrete] [Format=character] [Missing=*]		
Statistics [NW/ W]	[Valid=13159 /-] [Invalid=0 /-]		
Value	Label	Cases	Percentage
01	不需要使用	233	1.8%
02	符合需要	266	2.0%
91	扶手不容易握持	2	0.0%
92	扶手處太少	3	0.0%
93	防滑地板的效果不佳	2	0.0%
98	未設置	7	0.1%
99	其他	1	0.0%
UU	不適用	12645	96.1%
Warning: these figures indicate the number of cases found in the data file. They cannot be interpreted as summary statistics of the population of interest.			
# v19c: 19c.最近一個月有沒有搭過市區公車			
Information	[Type= discrete] [Format=character] [Missing=*]		
Statistics [NW/ W]	[Valid=13159 /-] [Invalid=0 /-]		
Value	Label	Cases	Percentage
1	有	1815	13.8%
2	無(跳答第19d題)	11344	86.2%
Warning: these figures indicate the number of cases found in the data file. They cannot be interpreted as summary statistics of the population of interest.			
# v19c1a: 19c.有無使用(1)聲音導引設施			
Information	[Type= discrete] [Format=character] [Missing=*]		
Statistics [NW/ W]	[Valid=13159 /-] [Invalid=0 /-]		

v19c1a: 19c.有無使用(1)聲音導引設施

Value	Label	Cases	Percentage
1	有	337	2.6%
2	無	1478	11.2%
U	不適用	11344	86.2%

Warning: these figures indicate the number of cases found in the data file. They cannot be interpreted as summary statistics of the population of interest.

v19c1b: 19c.「聲音導引設施」是否符合您的需要

Information	[Type= discrete] [Format=character] [Missing=*]
Statistics [NW/ W]	[Valid=13159 /-] [Invalid=0 /-]

Value	Label	Cases	Percentage
01	不需要使用	1386	10.5%
02	符合需要	333	2.5%
11	無法引導方向	4	0.0%
12	無法知道何時開關門	3	0.0%
18	未設置	85	0.6%
19	其他	4	0.0%
UU	不適用	11344	86.2%

Warning: these figures indicate the number of cases found in the data file. They cannot be interpreted as summary statistics of the population of interest.

v19c2a: 19c.有無使用(2)上下階梯

Information	[Type= discrete] [Format=character] [Missing=*]
Statistics [NW/ W]	[Valid=13159 /-] [Invalid=0 /-]

Value	Label	Cases	Percentage
1	有	1155	8.8%
2	無	660	5.0%
U	不適用	11344	86.2%

Warning: these figures indicate the number of cases found in the data file. They cannot be interpreted as summary statistics of the population of interest.

v19c2b: 19c.「上下階梯」是否符合您的需要

Information	[Type= discrete] [Format=character] [Missing=*]
Statistics [NW/ W]	[Valid=13159 /-] [Invalid=0 /-]

Value	Label	Cases	Percentage
01	不需要使用	648	4.9%
02	符合需要	1081	8.2%
21	階梯太高	65	0.5%
22	會絆倒	5	0.0%
23	階梯處太暗	1	0.0%
24	階梯太滑	1	0.0%
25	階梯處缺乏扶手	4	0.0%
28	未設置	7	0.1%
29	其他	3	0.0%
UU	不適用	11344	86.2%

Warning: these figures indicate the number of cases found in the data file. They cannot be interpreted as summary statistics of the population of interest.

v19c3a: 19c.有無使用(3)升降設備或出入口

Information	[Type= discrete] [Format=character] [Missing=*]
Statistics [NW/ W]	[Valid=13159 /-] [Invalid=0 /-]

# v19c3a: 19c.有無使用(3)升降設備或出入口			
Value	Label	Cases	Percentage
1	有	474	<div><div></div></div> 3.6%
2	無	1341	<div><div></div></div> 10.2%
U	不適用	11344	<div><div></div></div> 86.2%
Warning: these figures indicate the number of cases found in the data file. They cannot be interpreted as summary statistics of the population of interest.			
# v19c3b: 19c.「升降設備或出入口」是否符合您的需要			
Information	[Type= discrete] [Format=character] [Missing=*]		
Statistics [NW/ W]	[Valid=13159 /-] [Invalid=0 /-]		
Value	Label	Cases	Percentage
01	不需要使用	1266	<div><div></div></div> 9.6%
02	符合需要	469	<div><div></div></div> 3.6%
31	出入口太窄	4	<div><div></div></div> 0.0%
32	升降設備無法運作	0	<div><div></div></div> 0.0%
38	未設置	75	<div><div></div></div> 0.6%
39	其他	1	<div><div></div></div> 0.0%
UU	不適用	11344	<div><div></div></div> 86.2%
Warning: these figures indicate the number of cases found in the data file. They cannot be interpreted as summary statistics of the population of interest.			
# v19c4a: 19c.有無使用(4)站名撥報或顯示設施			
Information	[Type= discrete] [Format=character] [Missing=*]		
Statistics [NW/ W]	[Valid=13159 /-] [Invalid=0 /-]		
Value	Label	Cases	Percentage
1	有	917	<div><div></div></div> 7.0%
2	無	898	<div><div></div></div> 6.8%
U	不適用	11344	<div><div></div></div> 86.2%
Warning: these figures indicate the number of cases found in the data file. They cannot be interpreted as summary statistics of the population of interest.			
# v19c4b: 19c.「站名撥報或顯示設施」是否符合您的需要			
Information	[Type= discrete] [Format=character] [Missing=*]		
Statistics [NW/ W]	[Valid=13159 /-] [Invalid=0 /-]		
Value	Label	Cases	Percentage
01	不需要使用	829	<div><div></div></div> 6.3%
02	符合需要	898	<div><div></div></div> 6.8%
41	設施常常無法運作	11	<div><div></div></div> 0.1%
42	播報音量不當	5	<div><div></div></div> 0.0%
43	顯示亮度不當	3	<div><div></div></div> 0.0%
44	播報或顯示常有誤	1	<div><div></div></div> 0.0%
48	未設置	59	<div><div></div></div> 0.4%
49	其他	9	<div><div></div></div> 0.1%
UU	不適用	11344	<div><div></div></div> 86.2%
Warning: these figures indicate the number of cases found in the data file. They cannot be interpreted as summary statistics of the population of interest.			
# v19c5a: 19c.有無使用(5)輪椅停靠或固定設施			
Information	[Type= discrete] [Format=character] [Missing=*]		
Statistics [NW/ W]	[Valid=13159 /-] [Invalid=0 /-]		

# v19c5a: 19c.有無使用(5)輪椅停靠或固定設施			
Value	Label	Cases	Percentage
1	有	185	<div><div></div></div> 1.4%
2	無	1630	<div><div></div></div> 12.4%
U	不適用	11344	<div><div></div></div> 86.2%
Warning: these figures indicate the number of cases found in the data file. They cannot be interpreted as summary statistics of the population of interest.			
# v19c5b: 19c.「輪椅停靠或固定設施」是否符合您的需要			
Information	[Type= discrete] [Format=character] [Missing=*]		
Statistics [NW/ W]	[Valid=13159 /-] [Invalid=0 /-]		
Value	Label	Cases	Percentage
01	不需要使用	1589	<div><div></div></div> 12.1%
02	符合需要	185	<div><div></div></div> 1.4%
51	停靠位置標示不明	0	
52	停靠位置不易上下	0	
53	缺乏合適扶手	0	
54	周邊空間太小	1	<div><div></div></div> 0.0%
55	設計不佳，無法或不易固定	0	
58	未設置	38	<div><div></div></div> 0.3%
59	其他	2	<div><div></div></div> 0.0%
UU	不適用	11344	<div><div></div></div> 86.2%
Warning: these figures indicate the number of cases found in the data file. They cannot be interpreted as summary statistics of the population of interest.			
# v19c6a: 19c.有無使用(6)博愛座			
Information	[Type= discrete] [Format=character] [Missing=*]		
Statistics [NW/ W]	[Valid=13159 /-] [Invalid=0 /-]		
Value	Label	Cases	Percentage
1	有	1033	<div><div></div></div> 7.9%
2	無	782	<div><div></div></div> 5.9%
U	不適用	11344	<div><div></div></div> 86.2%
Warning: these figures indicate the number of cases found in the data file. They cannot be interpreted as summary statistics of the population of interest.			
# v19c6b: 19c.「博愛座」是否符合您的需要			
Information	[Type= discrete] [Format=character] [Missing=*]		
Statistics [NW/ W]	[Valid=13159 /-] [Invalid=0 /-]		
Value	Label	Cases	Percentage
01	不需要使用	763	<div><div></div></div> 5.8%
02	符合需要	983	<div><div></div></div> 7.5%
61	出入口至設置處間地面不平坦	0	
62	標示不清楚	3	<div><div></div></div> 0.0%
63	位置數量太少	10	<div><div></div></div> 0.1%
64	位置常遭佔用	46	<div><div></div></div> 0.3%
68	未設置	7	<div><div></div></div> 0.1%
69	其他	3	<div><div></div></div> 0.0%
UU	不適用	11344	<div><div></div></div> 86.2%
Warning: these figures indicate the number of cases found in the data file. They cannot be interpreted as summary statistics of the population of interest.			

# v19c7a: 19c.有無使用(7)服務鈴/下車鈴			
Information	[Type= discrete] [Format=character] [Missing=*]		
Statistics [NW/ W]	[Valid=13159 /-] [Invalid=0 /-]		
Value	Label	Cases	Percentage
1	有	1446	<div><div></div></div> 11.0%
2	無	369	<div><div></div></div> 2.8%
U	不適用	11344	<div><div></div></div> 86.2%
Warning: these figures indicate the number of cases found in the data file. They cannot be interpreted as summary statistics of the population of interest.			
# v19c7b: 19c.「服務鈴/下車鈴」 是否符合您的需要			
Information	[Type= discrete] [Format=character] [Missing=*]		
Statistics [NW/ W]	[Valid=13159 /-] [Invalid=0 /-]		
Value	Label	Cases	Percentage
01	不需要使用	363	<div><div></div></div> 2.8%
02	符合需要	1432	<div><div></div></div> 10.9%
71	設置的位置太高	10	<div><div></div></div> 0.1%
72	設置數量太少	3	<div><div></div></div> 0.0%
73	按下後不知是否有響	3	<div><div></div></div> 0.0%
78	未設置	0	<div><div></div></div>
79	其他	4	<div><div></div></div> 0.0%
UU	不適用	11344	<div><div></div></div> 86.2%
Warning: these figures indicate the number of cases found in the data file. They cannot be interpreted as summary statistics of the population of interest.			
# v19c9a: 19c.有無使用(9)扶手及防滑地板			
Information	[Type= discrete] [Format=character] [Missing=*]		
Statistics [NW/ W]	[Valid=13159 /-] [Invalid=0 /-]		
Value	Label	Cases	Percentage
1	有	1254	<div><div></div></div> 9.5%
2	無	561	<div><div></div></div> 4.3%
U	不適用	11344	<div><div></div></div> 86.2%
Warning: these figures indicate the number of cases found in the data file. They cannot be interpreted as summary statistics of the population of interest.			
# v19c9b: 19c.「扶手及防滑地板」 是否符合您的需要			
Information	[Type= discrete] [Format=character] [Missing=*]		
Statistics [NW/ W]	[Valid=13159 /-] [Invalid=0 /-]		
Value	Label	Cases	Percentage
01	不需要使用	541	<div><div></div></div> 4.1%
02	符合需要	1231	<div><div></div></div> 9.4%
91	扶手不容易握持	11	<div><div></div></div> 0.1%
92	扶手處太少	4	<div><div></div></div> 0.0%
93	防滑地板的效果不佳	9	<div><div></div></div> 0.1%
98	未設置	15	<div><div></div></div> 0.1%
99	其他	4	<div><div></div></div> 0.0%
UU	不適用	11344	<div><div></div></div> 86.2%
Warning: these figures indicate the number of cases found in the data file. They cannot be interpreted as summary statistics of the population of interest.			
# card4: 卡號4			
Information	[Type= discrete] [Format=character] [Missing=*]		

# card4: 卡號4			
Statistics [NW/ W]		[Valid=13159 /-] [Invalid=0 /-]	
Value	Label	Cases	Percentage
4		13159	<div></div> 100.0%
Warning: these figures indicate the number of cases found in the data file. They cannot be interpreted as summary statistics of the population of interest.			
# v19d: 19d.最近一個月有沒有搭過火車			
Information		[Type= discrete] [Format=character] [Missing=*]	
Statistics [NW/ W]		[Valid=13159 /-] [Invalid=0 /-]	
Value	Label	Cases	Percentage
1	有	761	<div></div> 5.8%
2	無(跳答第20題)	12398	<div></div> 94.2%
Warning: these figures indicate the number of cases found in the data file. They cannot be interpreted as summary statistics of the population of interest.			
# v19d1a: 19d.有無使用(1)聲音引導設施			
Information		[Type= discrete] [Format=character] [Missing=*]	
Statistics [NW/ W]		[Valid=13159 /-] [Invalid=0 /-]	
Value	Label	Cases	Percentage
1	有	242	<div></div> 1.8%
2	無	519	<div></div> 3.9%
U	不適用	12398	<div></div> 94.2%
Warning: these figures indicate the number of cases found in the data file. They cannot be interpreted as summary statistics of the population of interest.			
# v19d1b: 19d.「聲音引導設施」是否符合您的需用			
Information		[Type= discrete] [Format=character] [Missing=*]	
Statistics [NW/ W]		[Valid=13159 /-] [Invalid=0 /-]	
Value	Label	Cases	Percentage
01	不需要使用	502	<div></div> 3.8%
02	符合需要	236	<div></div> 1.8%
11	無法引導方向	3	<div></div> 0.0%
12	無法知道何時開關門	1	<div></div> 0.0%
18	未設置	12	<div></div> 0.1%
19	其他	7	<div></div> 0.1%
UU	不適用	12398	<div></div> 94.2%
Warning: these figures indicate the number of cases found in the data file. They cannot be interpreted as summary statistics of the population of interest.			
# v19d2a: 19d.有無使用(2)上下階梯			
Information		[Type= discrete] [Format=character] [Missing=*]	
Statistics [NW/ W]		[Valid=13159 /-] [Invalid=0 /-]	
Value	Label	Cases	Percentage
1	有	488	<div></div> 3.7%
2	無	273	<div></div> 2.1%
U	不適用	12398	<div></div> 94.2%
Warning: these figures indicate the number of cases found in the data file. They cannot be interpreted as summary statistics of the population of interest.			
# v19d2b: 19d.「上下階梯」是否符合您的需用			
Information		[Type= discrete] [Format=character] [Missing=*]	
Statistics [NW/ W]		[Valid=13159 /-] [Invalid=0 /-]	

# v19d2b: 19d.「上下階梯」是否符合您的需用			
Value	Label	Cases	Percentage
01	不需要使用	269	2.0%
02	符合需要	463	3.5%
21	階梯太高	17	0.1%
22	會絆倒	4	0.0%
23	階梯處太暗	1	0.0%
24	階梯太滑	0	
25	階梯處缺乏扶手	1	0.0%
28	未設置	2	0.0%
29	其他	4	0.0%
UU	不適用	12398	94.2%
Warning: these figures indicate the number of cases found in the data file. They cannot be interpreted as summary statistics of the population of interest.			
# v19d3a: 19d.有無使用(3)升降設備或出入口			
Information	[Type= discrete] [Format=character] [Missing=*]		
Statistics [NW/ W]	[Valid=13159 /-] [Invalid=0 /-]		
Value	Label	Cases	Percentage
1	有	279	2.1%
2	無	482	3.7%
U	不適用	12398	94.2%
Warning: these figures indicate the number of cases found in the data file. They cannot be interpreted as summary statistics of the population of interest.			
# v19d3b: 19d.「升降設備或出入口」是否符合您的需要			
Information	[Type= discrete] [Format=character] [Missing=*]		
Statistics [NW/ W]	[Valid=13159 /-] [Invalid=0 /-]		
Value	Label	Cases	Percentage
01	不需要使用	439	3.3%
02	符合需要	277	2.1%
31	出入口太窄	2	0.0%
32	升降設備無法運作	0	
33	升降設備不安全	1	0.0%
38	未設置	40	0.3%
39	其他	2	0.0%
UU	不適用	12398	94.2%
Warning: these figures indicate the number of cases found in the data file. They cannot be interpreted as summary statistics of the population of interest.			
# v19d4a: 19d.有無使用(4)站名撥報或顯示設施			
Information	[Type= discrete] [Format=character] [Missing=*]		
Statistics [NW/ W]	[Valid=13159 /-] [Invalid=0 /-]		
Value	Label	Cases	Percentage
1	有	529	4.0%
2	無	232	1.8%
U	不適用	12398	94.2%
Warning: these figures indicate the number of cases found in the data file. They cannot be interpreted as summary statistics of the population of interest.			
# v19d4b: 19d.「站名撥報或顯示設施」是否符合您的需要			
Information	[Type= discrete] [Format=character] [Missing=*]		

# v19d4b: 19d.「站名撥報或顯示設施」是否符合您的需要			
Statistics [NW/ W]		[Valid=13159 /-] [Invalid=0 /-]	
Value	Label	Cases	Percentage
01	不需要使用	227	<div><div></div></div> 1.7%
02	符合需要	519	<div><div></div></div> 3.9%
41	設施常常無法運作	0	
42	播報音量不當	7	<div><div></div></div> 0.1%
43	顯示亮度不當	0	
44	播報或顯示常有誤	0	
48	未設置	3	<div><div></div></div> 0.0%
49	其他	5	<div><div></div></div> 0.0%
UU	不適用	12398	<div><div></div></div> 94.2%
Warning: these figures indicate the number of cases found in the data file. They cannot be interpreted as summary statistics of the population of interest.			
# v19d5a: 19d.有無使用(5)輪椅停靠或固定設施			
Information		[Type= discrete] [Format=character] [Missing=*]	
Statistics [NW/ W]		[Valid=13159 /-] [Invalid=0 /-]	
Value	Label	Cases	Percentage
1	有	93	<div><div></div></div> 0.7%
2	無	668	<div><div></div></div> 5.1%
U	不適用	12398	<div><div></div></div> 94.2%
Warning: these figures indicate the number of cases found in the data file. They cannot be interpreted as summary statistics of the population of interest.			
# v19d5b: 19d.「輪椅停靠或固定設施」是否符合您的需要			
Information		[Type= discrete] [Format=character] [Missing=*]	
Statistics [NW/ W]		[Valid=13159 /-] [Invalid=0 /-]	
Value	Label	Cases	Percentage
01	不需要使用	653	<div><div></div></div> 5.0%
02	符合需要	92	<div><div></div></div> 0.7%
51	停靠位置標示不明	2	<div><div></div></div> 0.0%
52	停靠位置不易上下	0	
53	缺乏合適扶手	1	<div><div></div></div> 0.0%
54	周邊空間太小	0	
55	設計不佳，無法或不易固定	0	
58	未設置	12	<div><div></div></div> 0.1%
59	其他	1	<div><div></div></div> 0.0%
UU	不適用	12398	<div><div></div></div> 94.2%
Warning: these figures indicate the number of cases found in the data file. They cannot be interpreted as summary statistics of the population of interest.			
# v19d6a: 19d.有無使用(6)博愛座			
Information		[Type= discrete] [Format=character] [Missing=*]	
Statistics [NW/ W]		[Valid=13159 /-] [Invalid=0 /-]	
Value	Label	Cases	Percentage
1	有	139	<div><div></div></div> 1.1%
2	無	622	<div><div></div></div> 4.7%
U	不適用	12398	<div><div></div></div> 94.2%
Warning: these figures indicate the number of cases found in the data file. They cannot be interpreted as summary statistics of the population of interest.			

# v19d6b: 19d.「博愛座」是否符合您的需要			
Information	[Type= discrete] [Format=character] [Missing=*]		
Statistics [NW/ W]	[Valid=13159 /-] [Invalid=0 /-]		
Value	Label	Cases	Percentage
01	不需要使用	577	<div><div></div></div> 4.4%
02	符合需要	130	<div><div></div></div> 1.0%
61	出入口至設置處間地面不平坦	0	
62	標示不清楚	2	0.0%
63	位置數量太少	3	0.0%
64	位置常遭佔用	12	0.1%
68	未設置	33	0.3%
69	其他	4	0.0%
UU	不適用	12398	<div><div></div></div> 94.2%
Warning: these figures indicate the number of cases found in the data file. They cannot be interpreted as summary statistics of the population of interest.			
# v19d7a: 19d.有無使用(7)服務鈴/下車鈴			
Information	[Type= discrete] [Format=character] [Missing=*]		
Statistics [NW/ W]	[Valid=13159 /-] [Invalid=0 /-]		
Value	Label	Cases	Percentage
1	有	100	<div><div></div></div> 0.8%
2	無	661	<div><div></div></div> 5.0%
U	不適用	12398	<div><div></div></div> 94.2%
Warning: these figures indicate the number of cases found in the data file. They cannot be interpreted as summary statistics of the population of interest.			
# v19d7b: 19d.「服務鈴/下車鈴」是否符合您的需要			
Information	[Type= discrete] [Format=character] [Missing=*]		
Statistics [NW/ W]	[Valid=13159 /-] [Invalid=0 /-]		
Value	Label	Cases	Percentage
01	不需要使用	607	<div><div></div></div> 4.6%
02	符合需要	99	<div><div></div></div> 0.8%
71	設置的位置太高	1	0.0%
72	設置數量太少	0	
73	按下後不知是否有響	1	0.0%
78	未設置	50	0.4%
79	其他	3	0.0%
UU	不適用	12398	<div><div></div></div> 94.2%
Warning: these figures indicate the number of cases found in the data file. They cannot be interpreted as summary statistics of the population of interest.			
# v19d8a: 19d.有無使用(8)衛生設備			
Information	[Type= discrete] [Format=character] [Missing=*]		
Statistics [NW/ W]	[Valid=13159 /-] [Invalid=0 /-]		
Value	Label	Cases	Percentage
1	有	467	<div><div></div></div> 3.5%
2	無	294	<div><div></div></div> 2.2%
U	不適用	12398	<div><div></div></div> 94.2%
Warning: these figures indicate the number of cases found in the data file. They cannot be interpreted as summary statistics of the population of interest.			

# v19d8b: 19d.「衛生設備」是否符合您的需要			
Information		[Type= discrete] [Format=character] [Missing=*]	
Statistics [NW/ W]		[Valid=13159 /-] [Invalid=0 /-]	
Value	Label	Cases	Percentage
01	不需要使用	285	2.2%
02	符合需要	435	3.3%
81	位置缺乏明確指引	1	0.0%
82	門不容易打開	13	0.1%
83	空間太窄	6	0.0%
84	洗手台高度不適合	3	0.0%
85	無法使用，因缺乏無障礙設計	12	0.1%
88	未設置	1	0.0%
89	其他	5	0.0%
UU	不適用	12398	94.2%
Warning: these figures indicate the number of cases found in the data file. They cannot be interpreted as summary statistics of the population of interest.			
# v19d9a: 19d.有無使用(9)扶手及防滑地板			
Information		[Type= discrete] [Format=character] [Missing=*]	
Statistics [NW/ W]		[Valid=13159 /-] [Invalid=0 /-]	
Value	Label	Cases	Percentage
1	有	429	3.3%
2	無	332	2.5%
U	不適用	12398	94.2%
Warning: these figures indicate the number of cases found in the data file. They cannot be interpreted as summary statistics of the population of interest.			
# v19d9b: 19d.「扶手及防滑地板」是否符合您的需要			
Information		[Type= discrete] [Format=character] [Missing=*]	
Statistics [NW/ W]		[Valid=13159 /-] [Invalid=0 /-]	
Value	Label	Cases	Percentage
01	不需要使用	316	2.4%
02	符合需要	425	3.2%
91	扶手不容易握持	1	0.0%
92	扶手處太少	3	0.0%
93	防滑地板的效果不佳	5	0.0%
98	未設置	10	0.1%
99	其他	1	0.0%
UU	不適用	12398	94.2%
Warning: these figures indicate the number of cases found in the data file. They cannot be interpreted as summary statistics of the population of interest.			
# v20_1: 20.下列活動您能否獨自行動沒有困難1.進食（未滿6歲者免答，跳問22題			
Information		[Type= discrete] [Format=character] [Missing=*]	
Statistics [NW/ W]		[Valid=13159 /-] [Invalid=0 /-]	
Value	Label	Cases	Percentage
1	不需要輔具或他人協助，可獨立完成	10443	79.4%
2	需要輔具或環境改善後，可獨立完成	360	2.7%
3	不論有無使用輔具，都需要他人協助，才可完成	538	4.1%
4	完全需要他人處理(即自己完全不能)	1379	10.5%

# v20_1: 20.下列活動您能否獨自行動沒有困難1.進食（未滿6歲者免答，跳問22題			
Value	Label	Cases	Percentage
U	未滿六歲以下不適用	439	3.3%
<i>Warning: these figures indicate the number of cases found in the data file. They cannot be interpreted as summary statistics of the population of interest.</i>			
# v20_2: 20.下列活動您能否獨自行動沒有困難2.更換衣服			
Information	[Type= discrete] [Format=character] [Missing=*]		
Statistics [NW/ W]	[Valid=13159 /-] [Invalid=0 /-]		
Value	Label	Cases	Percentage
1	不需要輔具或他人協助，可獨立完成	9636	73.2%
2	需要輔具或環境改善後，可獨立完成	285	2.2%
3	不論有無使用輔具，都需要他人協助，才可完成	957	7.3%
4	完全需要他人處理(即自己完全不能)	1842	14.0%
U	未滿六歲以下不適用	439	3.3%
<i>Warning: these figures indicate the number of cases found in the data file. They cannot be interpreted as summary statistics of the population of interest.</i>			
# v20_3: 20.下列活動您能否獨自行動沒有困難3.洗頭髮			
Information	[Type= discrete] [Format=character] [Missing=*]		
Statistics [NW/ W]	[Valid=13159 /-] [Invalid=0 /-]		
Value	Label	Cases	Percentage
1	不需要輔具或他人協助，可獨立完成	9035	68.7%
2	需要輔具或環境改善後，可獨立完成	323	2.5%
3	不論有無使用輔具，都需要他人協助，才可完成	1145	8.7%
4	完全需要他人處理(即自己完全不能)	2217	16.8%
U	未滿六歲以下不適用	439	3.3%
<i>Warning: these figures indicate the number of cases found in the data file. They cannot be interpreted as summary statistics of the population of interest.</i>			
# v20_4: 20.下列活動您能否獨自行動沒有困難4.洗澡			
Information	[Type= discrete] [Format=character] [Missing=*]		
Statistics [NW/ W]	[Valid=13159 /-] [Invalid=0 /-]		
Value	Label	Cases	Percentage
1	不需要輔具或他人協助，可獨立完成	9241	70.2%
2	需要輔具或環境改善後，可獨立完成	363	2.8%
3	不論有無使用輔具，都需要他人協助，才可完成	1042	7.9%
4	完全需要他人處理(即自己完全不能)	2074	15.8%
U	未滿六歲以下不適用	439	3.3%
<i>Warning: these figures indicate the number of cases found in the data file. They cannot be interpreted as summary statistics of the population of interest.</i>			
# v20_5: 20.下列活動您能否獨自行動沒有困難5.洗臉、刷牙			
Information	[Type= discrete] [Format=character] [Missing=*]		
Statistics [NW/ W]	[Valid=13159 /-] [Invalid=0 /-]		
Value	Label	Cases	Percentage
1	不需要輔具或他人協助，可獨立完成	10022	76.2%
2	需要輔具或環境改善後，可獨立完成	349	2.7%
3	不論有無使用輔具，都需要他人協助，才可完成	663	5.0%
4	完全需要他人處理(即自己完全不能)	1686	12.8%
U	未滿六歲以下不適用	439	3.3%
<i>Warning: these figures indicate the number of cases found in the data file. They cannot be interpreted as summary statistics of the population of interest.</i>			

# v20_6: 20.下列活動您能否獨自行動沒有困難6.上下床			
Information	[Type= discrete] [Format=character] [Missing=*]		
Statistics [NW/ W]	[Valid=13159 /-] [Invalid=0 /-]		
Value	Label	Cases	Percentage
1	不需要輔具或他人協助，可獨立完成	10003	<div><div></div></div> 76.0%
2	需要輔具或環境改善後，可獨立完成	582	<div><div></div></div> 4.4%
3	不論有無使用輔具，都需要他人協助，才可完成	542	<div><div></div></div> 4.1%
4	完全需要他人處理(即自己完全不能)	1593	<div><div></div></div> 12.1%
U	未滿六歲以下不適用	439	<div><div></div></div> 3.3%
Warning: these figures indicate the number of cases found in the data file. They cannot be interpreted as summary statistics of the population of interest.			
# v20_7: 20.下列活動您能否獨自行動沒有困難7.上下椅子			
Information	[Type= discrete] [Format=character] [Missing=*]		
Statistics [NW/ W]	[Valid=13159 /-] [Invalid=0 /-]		
Value	Label	Cases	Percentage
1	不需要輔具或他人協助，可獨立完成	10027	<div><div></div></div> 76.2%
2	需要輔具或環境改善後，可獨立完成	588	<div><div></div></div> 4.5%
3	不論有無使用輔具，都需要他人協助，才可完成	520	<div><div></div></div> 4.0%
4	完全需要他人處理(即自己完全不能)	1585	<div><div></div></div> 12.0%
U	未滿六歲以下不適用	439	<div><div></div></div> 3.3%
Warning: these figures indicate the number of cases found in the data file. They cannot be interpreted as summary statistics of the population of interest.			
# v20_8: 20.下列活動您能否獨自行動沒有困難8.如廁(坐式)			
Information	[Type= discrete] [Format=character] [Missing=*]		
Statistics [NW/ W]	[Valid=13159 /-] [Invalid=0 /-]		
Value	Label	Cases	Percentage
1	不需要輔具或他人協助，可獨立完成	9900	<div><div></div></div> 75.2%
2	需要輔具或環境改善後，可獨立完成	627	<div><div></div></div> 4.8%
3	不論有無使用輔具，都需要他人協助，才可完成	551	<div><div></div></div> 4.2%
4	完全需要他人處理(即自己完全不能)	1642	<div><div></div></div> 12.5%
U	未滿六歲以下不適用	439	<div><div></div></div> 3.3%
Warning: these figures indicate the number of cases found in the data file. They cannot be interpreted as summary statistics of the population of interest.			
# v20_9: 20.下列活動您能否獨自行動沒有困難9.如廁(蹲式)			
Information	[Type= discrete] [Format=character] [Missing=*]		
Statistics [NW/ W]	[Valid=13159 /-] [Invalid=0 /-]		
Value	Label	Cases	Percentage
1	不需要輔具或他人協助，可獨立完成	8264	<div><div></div></div> 62.8%
2	需要輔具或環境改善後，可獨立完成	706	<div><div></div></div> 5.4%
3	不論有無使用輔具，都需要他人協助，才可完成	808	<div><div></div></div> 6.1%
4	完全需要他人處理(即自己完全不能)	2942	<div><div></div></div> 22.4%
U	未滿六歲以下不適用	439	<div><div></div></div> 3.3%
Warning: these figures indicate the number of cases found in the data file. They cannot be interpreted as summary statistics of the population of interest.			
# v20_10: 20.下列活動您能否獨自行動沒有困難10.大小便控制			
Information	[Type= discrete] [Format=character] [Missing=*]		
Statistics [NW/ W]	[Valid=13159 /-] [Invalid=0 /-]		

# v20_10: 20.下列活動您能否獨自行動沒有困難10.大小便控制			
Value	Label	Cases	Percentage
1	不需要輔具或他人協助，可獨立完成	10340	<div><div></div></div> 78.6%
2	需要輔具或環境改善後，可獨立完成	284	<div><div></div></div> 2.2%
3	不論有無使用輔具，都需要他人協助，才可完成	453	<div><div></div></div> 3.4%
4	完全需要他人處理(即自己完全不能)	1643	<div><div></div></div> 12.5%
U	未滿六歲以下不適用	439	<div><div></div></div> 3.3%
Warning: these figures indicate the number of cases found in the data file. They cannot be interpreted as summary statistics of the population of interest.			
# v20_11: 20.下列活動您能否獨自行動沒有困難11.擦拭臀部			
Information	[Type= discrete] [Format=character] [Missing=*]		
Statistics [NW/ W]	[Valid=13159 /-] [Invalid=0 /-]		
Value	Label	Cases	Percentage
1	不需要輔具或他人協助，可獨立完成	10106	<div><div></div></div> 76.8%
2	需要輔具或環境改善後，可獨立完成	241	<div><div></div></div> 1.8%
3	不論有無使用輔具，都需要他人協助，才可完成	561	<div><div></div></div> 4.3%
4	完全需要他人處理(即自己完全不能)	1812	<div><div></div></div> 13.8%
U	未滿六歲以下不適用	439	<div><div></div></div> 3.3%
Warning: these figures indicate the number of cases found in the data file. They cannot be interpreted as summary statistics of the population of interest.			
# v20_12: 20.下列活動您能否獨自行動沒有困難12.修剪(手、腳)指甲			
Information	[Type= discrete] [Format=character] [Missing=*]		
Statistics [NW/ W]	[Valid=13159 /-] [Invalid=0 /-]		
Value	Label	Cases	Percentage
1	不需要輔具或他人協助，可獨立完成	8420	<div><div></div></div> 64.0%
2	需要輔具或環境改善後，可獨立完成	282	<div><div></div></div> 2.1%
3	不論有無使用輔具，都需要他人協助，才可完成	1262	<div><div></div></div> 9.6%
4	完全需要他人處理(即自己完全不能)	2756	<div><div></div></div> 20.9%
U	未滿六歲以下不適用	439	<div><div></div></div> 3.3%
Warning: these figures indicate the number of cases found in the data file. They cannot be interpreted as summary statistics of the population of interest.			
# v20_13: 20.下列活動您能否獨自行動沒有困難13.上下樓梯			
Information	[Type= discrete] [Format=character] [Missing=*]		
Statistics [NW/ W]	[Valid=13159 /-] [Invalid=0 /-]		
Value	Label	Cases	Percentage
1	不需要輔具或他人協助，可獨立完成	8247	<div><div></div></div> 62.7%
2	需要輔具或環境改善後，可獨立完成	1134	<div><div></div></div> 8.6%
3	不論有無使用輔具，都需要他人協助，才可完成	1006	<div><div></div></div> 7.6%
4	完全需要他人處理(即自己完全不能)	2333	<div><div></div></div> 17.7%
U	未滿六歲以下不適用	439	<div><div></div></div> 3.3%
Warning: these figures indicate the number of cases found in the data file. They cannot be interpreted as summary statistics of the population of interest.			
# v20_14: 20.下列活動您能否獨自行動沒有困難14.室內走動			
Information	[Type= discrete] [Format=character] [Missing=*]		
Statistics [NW/ W]	[Valid=13159 /-] [Invalid=0 /-]		
Value	Label	Cases	Percentage
1	不需要輔具或他人協助，可獨立完成	9578	<div><div></div></div> 72.8%
2	需要輔具或環境改善後，可獨立完成	977	<div><div></div></div> 7.4%

# v20_14: 20.下列活動您能否獨自行動沒有困難14.室內走動			
Value	Label	Cases	Percentage
3	不論有無使用輔具，都需要他人協助，才可完成	525	<div><div></div></div> 4.0%
4	完全需要他人處理(即自己完全不能)	1640	<div><div></div></div> 12.5%
U	未滿六歲以下不適用	439	<div><div></div></div> 3.3%
Warning: these figures indicate the number of cases found in the data file. They cannot be interpreted as summary statistics of the population of interest.			
# v20_15: 20.下列活動您能否獨自行動沒有困難15.室外走動			
Information	[Type= discrete] [Format=character] [Missing=*]		
Statistics [NW/ W]	[Valid=13159 /-] [Invalid=0 /-]		
Value	Label	Cases	Percentage
1	不需要輔具或他人協助，可獨立完成	8948	<div><div></div></div> 68.0%
2	需要輔具或環境改善後，可獨立完成	958	<div><div></div></div> 7.3%
3	不論有無使用輔具，都需要他人協助，才可完成	947	<div><div></div></div> 7.2%
4	完全需要他人處理(即自己完全不能)	1867	<div><div></div></div> 14.2%
U	未滿六歲以下不適用	439	<div><div></div></div> 3.3%
Warning: these figures indicate the number of cases found in the data file. They cannot be interpreted as summary statistics of the population of interest.			
# v21_1: 21.您獨自做下列活動有沒有困難1.家事活動(如整理家務、洗碗等)			
Information	[Type= discrete] [Format=character] [Missing=*]		
Statistics [NW/ W]	[Valid=13159 /-] [Invalid=0 /-]		
Value	Label	Cases	Percentage
1	毫無困難	6259	<div><div></div></div> 47.6%
2	有點困難(尚不需要輔具或他人協助)	1423	<div><div></div></div> 10.8%
3	需用輔具/環境改善	184	<div><div></div></div> 1.4%
4	需他人協助	1188	<div><div></div></div> 9.0%
5	完全不能做	3666	<div><div></div></div> 27.9%
U	未滿六歲以下不適用	439	<div><div></div></div> 3.3%
Warning: these figures indicate the number of cases found in the data file. They cannot be interpreted as summary statistics of the population of interest.			
# v21_2: 21.您獨自做下列活動有沒有困難2.洗衣服、晾衣服			
Information	[Type= discrete] [Format=character] [Missing=*]		
Statistics [NW/ W]	[Valid=13159 /-] [Invalid=0 /-]		
Value	Label	Cases	Percentage
1	毫無困難	5993	<div><div></div></div> 45.5%
2	有點困難(尚不需要輔具或他人協助)	1332	<div><div></div></div> 10.1%
3	需用輔具/環境改善	221	<div><div></div></div> 1.7%
4	需他人協助	1287	<div><div></div></div> 9.8%
5	完全不能做	3887	<div><div></div></div> 29.5%
U	未滿六歲以下不適用	439	<div><div></div></div> 3.3%
Warning: these figures indicate the number of cases found in the data file. They cannot be interpreted as summary statistics of the population of interest.			
# v21_3: 21.您獨自做下列活動有沒有困難3.煮飯、做菜			
Information	[Type= discrete] [Format=character] [Missing=*]		
Statistics [NW/ W]	[Valid=13159 /-] [Invalid=0 /-]		
Value	Label	Cases	Percentage
1	毫無困難	5161	<div><div></div></div> 39.2%
2	有點困難(尚不需要輔具或他人協助)	1296	<div><div></div></div> 9.8%

# v21_3: 21.您獨自做下列活動有沒有困難3.煮飯、做菜			
Value	Label	Cases	Percentage
3	需用輔具/環境改善	175	<div><div></div></div> 1.3%
4	需他人協助	1493	<div><div></div></div> 11.3%
5	完全不能做	4595	<div><div></div></div> 34.9%
U	未滿六歲以下不適用	439	<div><div></div></div> 3.3%
Warning: these figures indicate the number of cases found in the data file. They cannot be interpreted as summary statistics of the population of interest.			
# v21_4: 21.您獨自做下列活動有沒有困難4.上街買日用品			
Information	[Type= discrete] [Format=character] [Missing=*]		
Statistics [NW/ W]	[Valid=13159 /-] [Invalid=0 /-]		
Value	Label	Cases	Percentage
1	毫無困難	6264	<div><div></div></div> 47.6%
2	有點困難(尚不需要輔具或他人協助)	961	<div><div></div></div> 7.3%
3	需用輔具/環境改善	276	<div><div></div></div> 2.1%
4	需他人協助	1752	<div><div></div></div> 13.3%
5	完全不能做	3467	<div><div></div></div> 26.3%
U	未滿六歲以下不適用	439	<div><div></div></div> 3.3%
Warning: these figures indicate the number of cases found in the data file. They cannot be interpreted as summary statistics of the population of interest.			
# v21_5: 21.您獨自做下列活動有沒有困難5.理財(算錢、找錢、付帳)			
Information	[Type= discrete] [Format=character] [Missing=*]		
Statistics [NW/ W]	[Valid=13159 /-] [Invalid=0 /-]		
Value	Label	Cases	Percentage
1	毫無困難	7475	<div><div></div></div> 56.8%
2	有點困難(尚不需要輔具或他人協助)	888	<div><div></div></div> 6.7%
3	需用輔具/環境改善	54	<div><div></div></div> 0.4%
4	需他人協助	1240	<div><div></div></div> 9.4%
5	完全不能做	3063	<div><div></div></div> 23.3%
U	未滿六歲以下不適用	439	<div><div></div></div> 3.3%
Warning: these figures indicate the number of cases found in the data file. They cannot be interpreted as summary statistics of the population of interest.			
# v21_6: 21.您獨自做下列活動有沒有困難6.吃藥			
Information	[Type= discrete] [Format=character] [Missing=*]		
Statistics [NW/ W]	[Valid=13159 /-] [Invalid=0 /-]		
Value	Label	Cases	Percentage
1	毫無困難	8714	<div><div></div></div> 66.2%
2	有點困難(尚不需要輔具或他人協助)	630	<div><div></div></div> 4.8%
3	需用輔具/環境改善	58	<div><div></div></div> 0.4%
4	需他人協助	1601	<div><div></div></div> 12.2%
5	完全不能做	1717	<div><div></div></div> 13.0%
U	未滿六歲以下不適用	439	<div><div></div></div> 3.3%
Warning: these figures indicate the number of cases found in the data file. They cannot be interpreted as summary statistics of the population of interest.			
# v21_7: 21.您獨自做下列活動有沒有困難7.撥打電話			
Information	[Type= discrete] [Format=character] [Missing=*]		
Statistics [NW/ W]	[Valid=13159 /-] [Invalid=0 /-]		

v21_7: 21.您獨自做下列活動有沒有困難7.撥打電話

Value	Label	Cases	Percentage
1	毫無困難	7776	59.1%
2	有點困難(尚不需要輔具或他人協助)	704	5.3%
3	需用輔具/環境改善	166	1.3%
4	需他人協助	1165	8.9%
5	完全不能做	2909	22.1%
U	未滿六歲以下不適用	439	3.3%

Warning: these figures indicate the number of cases found in the data file. They cannot be interpreted as summary statistics of the population of interest.

v21_8: 21.您獨自做下列活動有沒有困難8.搭乘交通工具

Information		[Type= discrete] [Format=character] [Missing=*]	
Statistics [NW/ W]		[Valid=13159 /-] [Invalid=0 /-]	
Value	Label	Cases	Percentage
1	毫無困難	5660	43.0%
2	有點困難(尚不需要輔具或他人協助)	866	6.6%
3	需用輔具/環境改善	241	1.8%
4	需他人協助	2724	20.7%
5	完全不能做	3229	24.5%
U	未滿六歲以下不適用	439	3.3%

Warning: these figures indicate the number of cases found in the data file. They cannot be interpreted as summary statistics of the population of interest.

v22: 22.請問您目前的生活起居是否可以獨立自我照顧（包括使用輔具後可完成各項生活起居活動

Information		[Type= discrete] [Format=character] [Missing=*]	
Statistics [NW/ W]		[Valid=13159 /-] [Invalid=0 /-]	
Value	Label	Cases	Percentage
1	是（請跳答第23題	7585	57.6%
2	否	5574	42.4%

Warning: these figures indicate the number of cases found in the data file. They cannot be interpreted as summary statistics of the population of interest.

v22a1: 22a.目前的生活起居照顧者：主要照顧者

Information		[Type= discrete] [Format=character] [Missing=*]	
Statistics [NW/ W]		[Valid=13159 /-] [Invalid=0 /-]	
Value	Label	Cases	Percentage
01	配偶	1329	10.1%
02	兒子"	267	2.0%
03	女兒	226	1.7%
04	媳婦	278	2.1%
05	女婿	2	0.0%
06	父母	1505	11.4%
07	兄弟姊妹	128	1.0%
08	其他親戚	204	1.6%
09	朋友照顧	17	0.1%
10	鄰居照顧	10	0.1%
11	民間慈善團體	6	0.0%
12	僱人照顧(非外勞)	120	0.9%
13	僱外勞照顧	586	4.5%
14	居家照護	9	0.1%

v22a1: 22a.目前的生活起居照顧者：主要照顧者

Value	Label	Cases	Percentage
15	機構人員照顧	841	<div></div> 6.4%
16	其他	46	<div></div> 0.3%
UU	不適用	7585	<div></div> 57.6%

Warning: these figures indicate the number of cases found in the data file. They cannot be interpreted as summary statistics of the population of interest.

v22a2: 22a.主要照顧者：性別

Information	[Type= discrete] [Format=character] [Missing=*]
Statistics [NW/ W]	[Valid=13159 /-] [Invalid=0 /-]

Value	Label	Cases	Percentage
1	男	1057	<div></div> 8.0%
2	女	4517	<div></div> 34.3%
U	不適用	7585	<div></div> 57.6%

Warning: these figures indicate the number of cases found in the data file. They cannot be interpreted as summary statistics of the population of interest.

v22a3: 22a.主要照顧者：平均每日照顧所花時間——小時（請填至小數點一位

Information	[Type= discrete] [Format=character] [Missing=*]
Statistics [NW/ W]	[Valid=13159 /-] [Invalid=0 /-]

Value	Label	Cases	Percentage
00.1		2	0.0%
00.2		1	0.0%
00.3		5	0.0%
00.5		12	0.1%
01.0		100	0.8%
01.2		2	0.0%
01.5		11	0.1%
02.0		226	1.7%
02.3		1	0.0%
02.5		15	0.1%
02.6		1	0.0%
03.0		268	2.0%
03.1		1	0.0%
03.2		1	0.0%
03.5		15	0.1%
04.0		304	2.3%
04.5		17	0.1%
05.0		235	1.8%
05.2		2	0.0%
05.5		7	0.1%
05.6		1	0.0%
06.0		261	2.0%
06.2		3	0.0%
06.3		1	0.0%
06.5		12	0.1%
06.7		1	0.0%
07.0		49	0.4%
07.1		1	0.0%
07.2		1	0.0%
07.5		3	0.0%
08.0		472	3.6%
08.2		3	0.0%
08.4		1	0.0%
08.5		29	0.2%
08.7		2	0.0%
09.0		24	0.2%
09.5		1	0.0%
10.0		313	2.4%
10.5		4	0.0%
11.0		12	0.1%
11.5		1	0.0%
12.0		450	3.4%
12.4		1	0.0%

v22a3: 22a.主要照顧者：平均每日照顧所花時間——小時（請填至小數點一位

Value	Label	Cases	Percentage
12.5		9	0.1%
13.0		24	0.2%
13.5		1	0.0%
14.0		76	0.6%
14.2		1	0.0%
14.5		1	0.0%
15.0		66	0.5%
15.5		4	0.0%
16.0		329	2.5%
16.4		1	0.0%
16.5		5	0.0%
17.0		12	0.1%
17.1		2	0.0%
17.5		1	0.0%
18.0		85	0.6%
18.2		2	0.0%
18.3		2	0.0%
18.5		1	0.0%
19.0		10	0.1%
20.0		92	0.7%
20.5		1	0.0%
20.6		1	0.0%
21.0		9	0.1%
22.0		12	0.1%
22.4		1	0.0%
22.5		1	0.0%
22.7		1	0.0%
23.0		2	0.0%
23.5		5	0.0%
23.7		1	0.0%
24.0		1944	14.8%
UUUU	不適用	7585	57.6%

Warning: these figures indicate the number of cases found in the data file. They cannot be interpreted as summary statistics of the population of interest.

v22b1: 22b.目前的生活起居照顧者：次要照顧者

Information		[Type= discrete] [Format=character] [Missing=*]	
Statistics [NW/ W]		[Valid=13159 /-] [Invalid=0 /-]	
Value	Label	Cases	Percentage
01	配偶	243	<div><div></div></div> 1.8%
02	兒子	575	<div><div></div></div> 4.4%
03	女兒	260	<div><div></div></div> 2.0%
04	媳婦	230	<div><div></div></div> 1.7%
05	女婿	15	<div><div></div></div> 0.1%
06	父母	701	<div><div></div></div> 5.3%
07	兄弟姊妹	179	<div><div></div></div> 1.4%

# v22b1: 22b.目前的生活起居照顧者：次要照顧者			
Value	Label	Cases	Percentage
08	其他親戚	252	1.9%
09	朋友照顧	8	0.1%
10	鄰居照顧	18	0.1%
11	民間慈善團體	5	0.0%
12	僱人照顧(非外勞)	16	0.1%
13	僱外勞照顧	59	0.4%
14	居家照護	31	0.2%
15	機構人員照顧	118	0.9%
16	其他	82	0.6%
UU	不適用(無次要照顧者)	10367	78.8%
Warning: these figures indicate the number of cases found in the data file. They cannot be interpreted as summary statistics of the population of interest.			
# v22b2: 22b.次要照顧者：性別			
Information	[Type= discrete] [Format=character] [Missing=*]		
Statistics [NW/ W]	[Valid=13159 /-] [Invalid=0 /-]		
Value	Label	Cases	Percentage
1	男	1399	10.6%
2	女	1393	10.6%
U	不適用	10367	78.8%
Warning: these figures indicate the number of cases found in the data file. They cannot be interpreted as summary statistics of the population of interest.			
# v22b3: 22b.次要照顧者 平均每日照顧所花時間小時（請填至小數點一位			
Information	[Type= discrete] [Format=character] [Missing=*]		
Statistics [NW/ W]	[Valid=13159 /-] [Invalid=0 /-]		
Value	Label	Cases	Percentage
00.1		7	0.1%
00.2		3	0.0%
00.3		6	0.0%
00.4		2	0.0%
00.5		57	0.4%
00.6		3	0.0%
01.0		442	3.4%
01.1		2	0.0%
01.2		5	0.0%
01.3		1	0.0%
01.5		30	0.2%
01.6		1	0.0%
02.0		525	4.0%
02.1		2	0.0%
02.5		17	0.1%
03.0		301	2.3%
03.2		1	0.0%
03.5		24	0.2%
04.0		317	2.4%
04.2		3	0.0%
04.5		12	0.1%

v22b3: 22b.次要照顧者 平均每日照顧所花時間小時（請填至小數點一位

Value	Label	Cases	Percentage
05.0		126	1.0%
05.5		1	0.0%
05.6		1	0.0%
05.7		1	0.0%
06.0		145	1.1%
06.1		1	0.0%
06.5		2	0.0%
06.9		2	0.0%
07.0		20	0.2%
07.5		1	0.0%
08.0		264	2.0%
08.2		2	0.0%
08.3		1	0.0%
08.5		7	0.1%
08.7		1	0.0%
08.8		1	0.0%
09.0		11	0.1%
10.0		69	0.5%
10.5		1	0.0%
11.0		5	0.0%
12.0		141	1.1%
13.0		1	0.0%
13.5		1	0.0%
14.0		7	0.1%
15.0		7	0.1%
16.0		35	0.3%
18.0		6	0.0%
20.0		5	0.0%
21.1		1	0.0%
24.0		165	1.3%
UUUU	不適用	10367	78.8%

Warning: these figures indicate the number of cases found in the data file. They cannot be interpreted as summary statistics of the population of interest.

v22c: 22c.生活起居由機構、居家照護或僱人(或外勞)照顧者 每月費用約____元（非由機構、居家照護或僱人（或外勞照顧者請跳問23題

Information	[Type= discrete] [Format=character] [Missing=*]		
Statistics [NW/ W]	[Valid=13159 /-] [Invalid=0 /-]		
Value	Label	Cases	Percentage
000000		86	0.7%
000500		1	0.0%
001000		4	0.0%
001200		1	0.0%
001400		1	0.0%
001500		1	0.0%
002000		8	0.1%

v22c: 22c.生活起居由機構、居家照護或僱人(或外勞)照顧者 每月費用約____元（非由機構、居家照護或僱人（或外勞照顧者請跳問23題

Value	Label	Cases	Percentage
002100		2	0.0%
002160		1	0.0%
002200		4	0.0%
002500		2	0.0%
003000		9	0.1%
003070		4	0.0%
003100		3	0.0%
003300		1	0.0%
003500		3	0.0%
003510		1	0.0%
003581		1	0.0%
003600		1	0.0%
003700		1	0.0%
003750		1	0.0%
004000		14	0.1%
004100		1	0.0%
004200		3	0.0%
004300		2	0.0%
004500		3	0.0%
004600		1	0.0%
004700		1	0.0%
004749		1	0.0%
004750		1	0.0%
004780		1	0.0%
004790		1	0.0%
004800		1	0.0%
004880		1	0.0%
005000		25	0.2%
005100		1	0.0%
005650		1	0.0%
005760		1	0.0%
006000		18	0.1%
006200		1	0.0%
006500		1	0.0%
007000		10	0.1%
007145		1	0.0%
007500		4	0.0%
007598		1	0.0%
008000		25	0.2%
009000		3	0.0%
009118		1	0.0%
009500		1	0.0%
009600		1	0.0%
010000		21	0.2%

v22c: 22c.生活起居由機構、居家照護或僱人(或外勞)照顧者 每月費用約____元（非由機構、居家照護或僱人（或外勞）照顧者請跳問23題

Value	Label	Cases	Percentage
010447		1	0.0%
011000		2	0.0%
012000		14	0.1%
013000		5	0.0%
013250		3	0.0%
013500		1	0.0%
014000		5	0.0%
014246		1	0.0%
014500		1	0.0%
014800		1	0.0%
015000		62	0.5%
015600		1	0.0%
015800		1	0.0%
015840		3	0.0%
016000		33	0.3%
016300		1	0.0%
016500		7	0.1%
016700		1	0.0%
016800		1	0.0%
017000		12	0.1%
017300		1	0.0%
017600		1	0.0%
017656		1	0.0%
017736		1	0.0%
017800		3	0.0%
017840		2	0.0%
018000		52	0.4%
018222		1	0.0%
018240		1	0.0%
018500		4	0.0%
018600		1	0.0%
018848		1	0.0%
018900		1	0.0%
018950		1	0.0%
018995		7	0.1%
019000		13	0.1%
019500		1	0.0%
019600		1	0.0%
020000		213	1.6%
020120		1	0.0%
020200		2	0.0%
020270		1	0.0%
020400		1	0.0%
020500		2	0.0%

v22c: 22c.生活起居由機構、居家照護或僱人(或外勞)照顧者 每月費用約____元（非由機構、居家照護或僱人（或外勞照顧者請跳問**23**題

Value	Label	Cases	Percentage
020600		1	0.0%
020636		1	0.0%
020700		12	0.1%
020720		1	0.0%
020722		11	0.1%
020736		1	0.0%
020772		1	0.0%
020780		1	0.0%
020800		4	0.0%
021000		164	1.2%
021040		1	0.0%
021100		1	0.0%
021111		1	0.0%
021120		2	0.0%
021300		1	0.0%
021500		9	0.1%
021600		1	0.0%
021721		1	0.0%
021760		1	0.0%
021800		1	0.0%
022000		129	1.0%
022350		1	0.0%
022500		2	0.0%
023000		93	0.7%
023500		1	0.0%
024000		53	0.4%
024500		4	0.0%
025000		174	1.3%
025500		3	0.0%
025800		1	0.0%
026000		31	0.2%
026414		1	0.0%
026500		1	0.0%
027000		21	0.2%
027200		2	0.0%
028000		17	0.1%
028600		1	0.0%
029000		4	0.0%
030000		106	0.8%
031000		3	0.0%
032000		3	0.0%
033000		4	0.0%
034000		2	0.0%
035000		17	0.1%

v22c: 22c.生活起居由機構、居家照護或僱人(或外勞)照顧者 每月費用約____元（非由機構、居家照護或僱人（或外勞）照顧者請跳問**23**題

Value	Label	Cases	Percentage
036000		4	0.0%
037000		1	0.0%
038000		2	0.0%
039000		1	0.0%
040000		15	0.1%
042000		3	0.0%
043000		1	0.0%
045000		4	0.0%
046700		1	0.0%
047000		1	0.0%
048000		1	0.0%
050000		6	0.0%
060000		11	0.1%
065000		1	0.0%
066000		1	0.0%
070000		1	0.0%
085000		1	0.0%
100000		2	0.0%
230000		1	0.0%
UUUUUU	不適用	11459	87.1%

Warning: these figures indicate the number of cases found in the data file. They cannot be interpreted as summary statistics of the population of interest.

v23: 23.對於目前生活起居安排的滿意程度如何

Information	[Type= discrete] [Format=character] [Missing=*]
Statistics [NW/ W]	[Valid=13159 /-] [Invalid=0 /-]

Value	Label	Cases	Percentage
1	非常滿意	966	7.3%
2	還算滿意	5052	38.4%
3	普通	4513	34.3%
4	不太滿意	1389	10.6%
5	非常不滿意	456	3.5%
6	不知道或拒答	783	6.0%

Warning: these figures indicate the number of cases found in the data file. They cannot be interpreted as summary statistics of the population of interest.

card5: 卡號5

Information	[Type= discrete] [Format=character] [Missing=*]
Statistics [NW/ W]	[Valid=13159 /-] [Invalid=0 /-]

Value	Label	Cases	Percentage
5		13159	100.0%

Warning: these figures indicate the number of cases found in the data file. They cannot be interpreted as summary statistics of the population of interest.

v24: 24.請問您（身心障礙者家裡有多少人在工作——人

Information	[Type= discrete] [Format=character] [Missing=*]
Statistics [NW/ W]	[Valid=13159 /-] [Invalid=0 /-]

v24: 24.請問您（身心障礙者家裡有多少人在工作——人

Value	Label	Cases	Percentage
00	家裡無人工作	1771	13.5%
01		5400	41.0%
02		4150	31.5%
03		1211	9.2%
04		436	3.3%
05		131	1.0%
06		48	0.4%
07		7	0.1%
08		4	0.0%
11		1	0.0%

Warning: these figures indicate the number of cases found in the data file. They cannot be interpreted as summary statistics of the population of interest.

v25a: 25.誰是家裡最主要的經濟收入者

Information	[Type= discrete] [Format=character] [Missing=*]
Statistics [NW/ W]	[Valid=13159 /-] [Invalid=0 /-]

Value	Label	Cases	Percentage
1	本人	3084	23.4%
2	配偶	1858	14.1%
3	父或母親	3011	22.9%
4	兄弟或姊妹	858	6.5%
5	兒子(含媳婦)	3505	26.6%
6	女兒(含女婿)	565	4.3%
7	祖父母或外祖父母	64	0.5%
8	其他	214	1.6%

Warning: these figures indicate the number of cases found in the data file. They cannot be interpreted as summary statistics of the population of interest.

v25b: 25.家裡最主要的經濟收入者的性別

Information	[Type= discrete] [Format=character] [Missing=*]
Statistics [NW/ W]	[Valid=13159 /-] [Invalid=0 /-]

Value	Label	Cases	Percentage
1	男	10236	77.8%
2	女	2923	22.2%

Warning: these figures indicate the number of cases found in the data file. They cannot be interpreted as summary statistics of the population of interest.

v26a: 26.您本人是否有下列收入來源（最多複選三項，並請按優先順序填列代號最主要

Information	[Type= discrete] [Format=character] [Missing=*]
Statistics [NW/ W]	[Valid=13159 /-] [Invalid=0 /-]

Value	Label	Cases	Percentage
01	本人工作收入	2202	16.7%
02	房租、利息、股利等收入	158	1.2%
03	配偶工作收入	1081	8.2%
04	父母親給予	1873	14.2%
05	兄弟姊妹給予	330	2.5%
06	兒子（含媳婦給予	1783	13.5%
07	女兒（含女婿給予	286	2.2%
08	其他親戚給予	64	0.5%

v26a: 26.您本人是否有下列收入來源（最多複選三項，並請按優先順序填列代號最主要

Value	Label	Cases	Percentage
09	朋友鄰居給予	5	0.0%
10	政府補助或津貼	4549	34.6%
11	社會慈善機構給予	27	0.2%
12	退休金（俸	601	4.6%
13	其它	200	1.5%

Warning: these figures indicate the number of cases found in the data file. They cannot be interpreted as summary statistics of the population of interest.

v26b: 26.您本人是否有下列收入來源（最多複選三項，並請按優先順序填列代號次要

Information	[Type= discrete] [Format=character] [Missing=*]
Statistics [NW/ W]	[Valid=13159 /-] [Invalid=0 /-]

Value	Label	Cases	Percentage
01	本人工作收入	295	2.2%
02	房租、利息、股利等收入	149	1.1%
03	配偶工作收入	622	4.7%
04	父母親給予	705	5.4%
05	兄弟姊妹給予	396	3.0%
06	兒子（含媳婦給予	1433	10.9%
07	女兒（含女婿給予	646	4.9%
08	其他親戚給予	122	0.9%
09	朋友鄰居給予	25	0.2%
10	政府補助或津貼	3553	27.0%
11	社會慈善機構給予	65	0.5%
12	退休金（俸	101	0.8%
13	其它	76	0.6%
UU	不適用（無次要收入者）	4971	37.8%

Warning: these figures indicate the number of cases found in the data file. They cannot be interpreted as summary statistics of the population of interest.

v26c: 26.您本人是否有下列收入來源（最多複選三項，並請按優先順序填列代號再次要

Information	[Type= discrete] [Format=character] [Missing=*]
Statistics [NW/ W]	[Valid=13159 /-] [Invalid=0 /-]

Value	Label	Cases	Percentage
01	本人工作收入	51	0.4%
02	房租、利息、股利等收入	31	0.2%
03	配偶工作收入	96	0.7%
04	父母親給予	74	0.6%
05	兄弟姊妹給予	102	0.8%
06	兒子（含媳婦給予	217	1.6%
07	女兒（含女婿給予	394	3.0%
08	其他親戚給予	63	0.5%
09	朋友鄰居給予	23	0.2%
10	政府補助或津貼	860	6.5%
11	社會慈善機構給予	19	0.1%
12	退休金（俸	25	0.2%
13	其它	25	0.2%
UU	不適用（無再次要收入者）	11179	85.0%

Warning: these figures indicate the number of cases found in the data file. They cannot be interpreted as summary statistics of the population of interest.

# v27_1: 27.請問您今年領取下列那些補助(可複選)(1)低收入戶家庭生活補助			
Information	[Type= discrete] [Format=character] [Missing=*]		
Statistics [NW/ W]	[Valid=13159 /-] [Invalid=0 /-]		
Value	Label	Cases	Percentage
1	有	368	2.8%
2	無	12791	97.2%
Warning: these figures indicate the number of cases found in the data file. They cannot be interpreted as summary statistics of the population of interest.			
# v27_2: 27.請問您今年領取下列那些補助(可複選)(2)低收入戶就學生活補助			
Information	[Type= discrete] [Format=character] [Missing=*]		
Statistics [NW/ W]	[Valid=13159 /-] [Invalid=0 /-]		
Value	Label	Cases	Percentage
1	有	70	0.5%
2	無	13089	99.5%
Warning: these figures indicate the number of cases found in the data file. They cannot be interpreted as summary statistics of the population of interest.			
# v27_3: 27.請問您今年領取下列那些補助(可複選)(3)中低收入老人生活津貼			
Information	[Type= discrete] [Format=character] [Missing=*]		
Statistics [NW/ W]	[Valid=13159 /-] [Invalid=0 /-]		
Value	Label	Cases	Percentage
1	有	155	1.2%
2	無	13004	98.8%
Warning: these figures indicate the number of cases found in the data file. They cannot be interpreted as summary statistics of the population of interest.			
# v27_4: 27.請問您今年領取下列那些補助(可複選)(4)中低收入身心障礙者生活補助			
Information	[Type= discrete] [Format=character] [Missing=*]		
Statistics [NW/ W]	[Valid=13159 /-] [Invalid=0 /-]		
Value	Label	Cases	Percentage
1	有	4891	37.2%
2	無	8268	62.8%
Warning: these figures indicate the number of cases found in the data file. They cannot be interpreted as summary statistics of the population of interest.			
# v27_5: 27.請問您今年領取下列那些補助(可複選)(5)身心障礙者托育養護補助			
Information	[Type= discrete] [Format=character] [Missing=*]		
Statistics [NW/ W]	[Valid=13159 /-] [Invalid=0 /-]		
Value	Label	Cases	Percentage
1	有	546	4.1%
2	無	12613	95.9%
Warning: these figures indicate the number of cases found in the data file. They cannot be interpreted as summary statistics of the population of interest.			
# v27_6: 27.請問您今年領取下列那些補助(可複選)(6)特殊境遇婦女緊急生活扶助			
Information	[Type= discrete] [Format=character] [Missing=*]		
Statistics [NW/ W]	[Valid=13159 /-] [Invalid=0 /-]		
Value	Label	Cases	Percentage
1	有	1	0.0%
2	無	13158	100.0%
Warning: these figures indicate the number of cases found in the data file. They cannot be interpreted as summary statistics of the population of interest.			

# v27_7: 27.請問您今年領取下列那些補助(可複選)(7)敬老福利津貼			
Information		[Type= discrete] [Format=character] [Missing=*]	
Statistics [NW/ W]		[Valid=13159 /-] [Invalid=0 /-]	
Value	Label	Cases	Percentage
1	有	1213	<div><div></div></div> 9.2%
2	無	11946	<div><div></div></div> 90.8%
Warning: these figures indicate the number of cases found in the data file. They cannot be interpreted as summary statistics of the population of interest.			
# v27_8: 27.請問您今年領取下列那些補助(可複選)(8)榮民院外就養金			
Information		[Type= discrete] [Format=character] [Missing=*]	
Statistics [NW/ W]		[Valid=13159 /-] [Invalid=0 /-]	
Value	Label	Cases	Percentage
1	有	193	<div><div></div></div> 1.5%
2	無	12966	<div><div></div></div> 98.5%
Warning: these figures indicate the number of cases found in the data file. They cannot be interpreted as summary statistics of the population of interest.			
# v27_9: 27.請問您今年領取下列那些補助(可複選)(9)輔具補助			
Information		[Type= discrete] [Format=character] [Missing=*]	
Statistics [NW/ W]		[Valid=13159 /-] [Invalid=0 /-]	
Value	Label	Cases	Percentage
1	有	122	<div><div></div></div> 0.9%
2	無	13037	<div><div></div></div> 99.1%
Warning: these figures indicate the number of cases found in the data file. They cannot be interpreted as summary statistics of the population of interest.			
# v27_10: 27.請問您今年領取下列那些補助(可複選)(10)老年農民福利津貼			
Information		[Type= discrete] [Format=character] [Missing=*]	
Statistics [NW/ W]		[Valid=13159 /-] [Invalid=0 /-]	
Value	Label	Cases	Percentage
1	有	900	<div><div></div></div> 6.8%
2	無	12259	<div><div></div></div> 93.2%
Warning: these figures indicate the number of cases found in the data file. They cannot be interpreted as summary statistics of the population of interest.			
# v27_11: 27.請問您今年領取下列那些補助(可複選)(11)醫療費用補助			
Information		[Type= discrete] [Format=character] [Missing=*]	
Statistics [NW/ W]		[Valid=13159 /-] [Invalid=0 /-]	
Value	Label	Cases	Percentage
1	有	501	<div><div></div></div> 3.8%
2	無	12658	<div><div></div></div> 96.2%
Warning: these figures indicate the number of cases found in the data file. They cannot be interpreted as summary statistics of the population of interest.			
# v27_12: 27.請問您今年領取下列那些補助(可複選)(12)中低兒少生活補助			
Information		[Type= discrete] [Format=character] [Missing=*]	
Statistics [NW/ W]		[Valid=13159 /-] [Invalid=0 /-]	
Value	Label	Cases	Percentage
1	有	13	<div><div></div></div> 0.1%
2	無	13146	<div><div></div></div> 99.9%
Warning: these figures indicate the number of cases found in the data file. They cannot be interpreted as summary statistics of the population of interest.			

# v27_13: 27.請問您今年領取下列那些補助(可複選)(13)身心障礙首次購屋貸款利息差額補助			
Information	[Type= discrete] [Format=character] [Missing=*]		
Statistics [NW/ W]	[Valid=13159 /-] [Invalid=0 /-]		
Value	Label	Cases	Percentage
1	有	7	0.1%
2	無	13152	99.9%
Warning: these figures indicate the number of cases found in the data file. They cannot be interpreted as summary statistics of the population of interest.			
# v27_14: 27.請問您今年領取下列那些補助(可複選)(14)無自有住宅之中低收入戶身心障礙者租賃房屋租金補助			
Information	[Type= discrete] [Format=character] [Missing=*]		
Statistics [NW/ W]	[Valid=13159 /-] [Invalid=0 /-]		
Value	Label	Cases	Percentage
1	有	11	0.1%
2	無	13148	99.9%
Warning: these figures indicate the number of cases found in the data file. They cannot be interpreted as summary statistics of the population of interest.			
# v27_15: 27.請問您今年領取下列那些補助(可複選)(15)身心障礙人士子女托育津貼			
Information	[Type= discrete] [Format=character] [Missing=*]		
Statistics [NW/ W]	[Valid=13159 /-] [Invalid=0 /-]		
Value	Label	Cases	Percentage
1	有	19	0.1%
2	無	13140	99.9%
Warning: these figures indicate the number of cases found in the data file. They cannot be interpreted as summary statistics of the population of interest.			
# v27_16: 27.請問您今年領取下列那些補助(可複選)(16)中低收入戶身心障礙者傷病住院看護費用補助			
Information	[Type= discrete] [Format=character] [Missing=*]		
Statistics [NW/ W]	[Valid=13159 /-] [Invalid=0 /-]		
Value	Label	Cases	Percentage
1	有	24	0.2%
2	無	13135	99.8%
Warning: these figures indicate the number of cases found in the data file. They cannot be interpreted as summary statistics of the population of interest.			
# v27_17: 27.請問您今年領取下列那些補助(可複選)(17)其他			
Information	[Type= discrete] [Format=character] [Missing=*]		
Statistics [NW/ W]	[Valid=13159 /-] [Invalid=0 /-]		
Value	Label	Cases	Percentage
1	有	961	7.3%
2	無	12198	92.7%
Warning: these figures indicate the number of cases found in the data file. They cannot be interpreted as summary statistics of the population of interest.			
# v28: 28.請問您家裡一個月的開支約			
Information	[Type= discrete] [Format=character] [Missing=*]		
Statistics [NW/ W]	[Valid=13159 /-] [Invalid=0 /-]		
Value	Label	Cases	Percentage
1	20,000元以下	3367	25.6%
2	20,000-29,999元	3473	26.4%
3	30,000-39,999元	3095	23.5%
4	40,000-59,999元	2132	16.2%

# v28: 28.請問您家裡一個月的開支約			
Value	Label	Cases	Percentage
5	60,000-79,999元	720	<div><div></div></div> 5.5%
6	80,000元以上	372	<div><div></div></div> 2.8%
Warning: these figures indicate the number of cases found in the data file. They cannot be interpreted as summary statistics of the population of interest.			
# v29: 29.請問您家平均每月的收入是否足夠支應日常生活需要			
Information	[Type= discrete] [Format=character] [Missing=*]		
Statistics [NW/ W]	[Valid=13159 /-] [Invalid=0 /-]		
Value	Label	Cases	Percentage
1	大約剛好足夠(收支平衡)	5632	<div><div></div></div> 42.8%
2	足夠且有餘(有儲蓄)	980	<div><div></div></div> 7.4%
3	不符實際需要(不夠用)	6547	<div><div></div></div> 49.8%
Warning: these figures indicate the number of cases found in the data file. They cannot be interpreted as summary statistics of the population of interest.			
# v30: 30.您(身心障礙者)目前是否需要定期就醫			
Information	[Type= discrete] [Format=character] [Missing=*]		
Statistics [NW/ W]	[Valid=13159 /-] [Invalid=0 /-]		
Value	Label	Cases	Percentage
1	需要(續答第30a題)	8630	<div><div></div></div> 65.6%
2	不需要(跳答第31題)	4489	<div><div></div></div> 34.1%
3	拒答(跳答第31題)	40	<div><div></div></div> 0.3%
Warning: these figures indicate the number of cases found in the data file. They cannot be interpreted as summary statistics of the population of interest.			
# v30a: 30a.請問您有無定期就醫			
Information	[Type= discrete] [Format=character] [Missing=*]		
Statistics [NW/ W]	[Valid=13159 /-] [Invalid=0 /-]		
Value	Label	Cases	Percentage
1	有定期就醫	7706	<div><div></div></div> 58.6%
2	未定期就醫	924	<div><div></div></div> 7.0%
U	不適用	4529	<div><div></div></div> 34.4%
Warning: these figures indicate the number of cases found in the data file. They cannot be interpreted as summary statistics of the population of interest.			
# v31_1: 31.您目前有參加哪些保險(可複選)(1)全民健康保險			
Information	[Type= discrete] [Format=character] [Missing=*]		
Statistics [NW/ W]	[Valid=13159 /-] [Invalid=0 /-]		
Value	Label	Cases	Percentage
1	有	13071	<div><div></div></div> 99.3%
2	無	88	<div><div></div></div> 0.7%
Warning: these figures indicate the number of cases found in the data file. They cannot be interpreted as summary statistics of the population of interest.			
# v31_2: 31.您目前有參加哪些保險(可複選)(2)公保			
Information	[Type= discrete] [Format=character] [Missing=*]		
Statistics [NW/ W]	[Valid=13159 /-] [Invalid=0 /-]		
Value	Label	Cases	Percentage
1	有	88	<div><div></div></div> 0.7%
2	無	13071	<div><div></div></div> 99.3%
Warning: these figures indicate the number of cases found in the data file. They cannot be interpreted as summary statistics of the population of interest.			

# v31_3: 31.您目前有參加哪些保險(可複選)(3)勞保			
Information	[Type= discrete] [Format=character] [Missing=*]		
Statistics [NW/ W]	[Valid=13159 /-] [Invalid=0 /-]		
Value	Label	Cases	Percentage
1	有	2055	<div><div></div></div> 15.6%
2	無	11104	<div><div></div></div> 84.4%
Warning: these figures indicate the number of cases found in the data file. They cannot be interpreted as summary statistics of the population of interest.			
# v31_4: 31.您目前有參加哪些保險(可複選)(4)農漁民保險			
Information	[Type= discrete] [Format=character] [Missing=*]		
Statistics [NW/ W]	[Valid=13159 /-] [Invalid=0 /-]		
Value	Label	Cases	Percentage
1	有	1666	<div><div></div></div> 12.7%
2	無	11493	<div><div></div></div> 87.3%
Warning: these figures indicate the number of cases found in the data file. They cannot be interpreted as summary statistics of the population of interest.			
# v31_5: 31.您目前有參加哪些保險(可複選)(5)軍保			
Information	[Type= discrete] [Format=character] [Missing=*]		
Statistics [NW/ W]	[Valid=13159 /-] [Invalid=0 /-]		
Value	Label	Cases	Percentage
1	有	48	<div><div></div></div> 0.4%
2	無	13111	<div><div></div></div> 99.6%
Warning: these figures indicate the number of cases found in the data file. They cannot be interpreted as summary statistics of the population of interest.			
# v31_6: 31.您目前有參加哪些保險(可複選)(6)住院醫療險			
Information	[Type= discrete] [Format=character] [Missing=*]		
Statistics [NW/ W]	[Valid=13159 /-] [Invalid=0 /-]		
Value	Label	Cases	Percentage
1	有	1652	<div><div></div></div> 12.6%
2	無	11507	<div><div></div></div> 87.4%
Warning: these figures indicate the number of cases found in the data file. They cannot be interpreted as summary statistics of the population of interest.			
# v31_7: 31.您目前有參加哪些保險(可複選)(7)防癌保險			
Information	[Type= discrete] [Format=character] [Missing=*]		
Statistics [NW/ W]	[Valid=13159 /-] [Invalid=0 /-]		
Value	Label	Cases	Percentage
1	有	1138	<div><div></div></div> 8.6%
2	無	12021	<div><div></div></div> 91.4%
Warning: these figures indicate the number of cases found in the data file. They cannot be interpreted as summary statistics of the population of interest.			
# v31_8: 31.您目前有參加哪些保險(可複選)(8)其他			
Information	[Type= discrete] [Format=character] [Missing=*]		
Statistics [NW/ W]	[Valid=13159 /-] [Invalid=0 /-]		
Value	Label	Cases	Percentage
1	有	1193	<div><div></div></div> 9.1%
2	無	11966	<div><div></div></div> 90.9%
Warning: these figures indicate the number of cases found in the data file. They cannot be interpreted as summary statistics of the population of interest.			

# v31a: 31a.您未參加全民健保的原因（單選，限未勾選(1)全民健康保險填答			
Information	[Type= discrete] [Format=character] [Missing=*]		
Statistics [NW/ W]	[Valid=13159 /-] [Invalid=0 /-]		
Value	Label	Cases	Percentage
1	繳不起保費	58	0.4%
2	起初未投保，故一直未納保	9	0.1%
3	不願意參加	3	0.0%
4	保費不合理	1	0.0%
5	已投保其他醫療保險	4	0.0%
6	其他	13	0.1%
U	不適用	13071	99.3%
Warning: these figures indicate the number of cases found in the data file. They cannot be interpreted as summary statistics of the population of interest.			
# v32: 32.如果您需要就醫，您是否能夠獨立至醫療院所就醫			
Information	[Type= discrete] [Format=character] [Missing=*]		
Statistics [NW/ W]	[Valid=13159 /-] [Invalid=0 /-]		
Value	Label	Cases	Percentage
1	可以(跳答第33題)	5531	42.0%
2	無法獨立就醫	7628	58.0%
Warning: these figures indicate the number of cases found in the data file. They cannot be interpreted as summary statistics of the population of interest.			
# v32_1: 32.無法獨立就醫，您在就醫上有何困擾(可複選)(1)交通問題難以解決			
Information	[Type= discrete] [Format=character] [Missing=*]		
Statistics [NW/ W]	[Valid=13159 /-] [Invalid=0 /-]		
Value	Label	Cases	Percentage
1	有	3661	27.8%
2	無(跳答33)	3967	30.1%
U	不適用	5531	42.0%
Warning: these figures indicate the number of cases found in the data file. They cannot be interpreted as summary statistics of the population of interest.			
# v32_2: 32.無法獨立就醫，您在就醫上有何困擾(可複選)(2)無法獨力完成掛號就醫的程序			
Information	[Type= discrete] [Format=character] [Missing=*]		
Statistics [NW/ W]	[Valid=13159 /-] [Invalid=0 /-]		
Value	Label	Cases	Percentage
1	有	6792	51.6%
2	無	836	6.4%
U	不適用	5531	42.0%
Warning: these figures indicate the number of cases found in the data file. They cannot be interpreted as summary statistics of the population of interest.			
# v32_3: 32.無法獨立就醫，您在就醫上有何困擾(可複選)(3)其他			
Information	[Type= discrete] [Format=character] [Missing=*]		
Statistics [NW/ W]	[Valid=13159 /-] [Invalid=0 /-]		
Value	Label	Cases	Percentage
1	有	309	2.3%
2	無	7319	55.6%
U	不適用	5531	42.0%
Warning: these figures indicate the number of cases found in the data file. They cannot be interpreted as summary statistics of the population of interest.			

# v32a_1: 32a.何種交通問題(可複選)(1)醫院太遠			
Information	[Type= discrete] [Format=character] [Missing=*]		
Statistics [NW/ W]	[Valid=13159 /-] [Invalid=0 /-]		
Value	Label	Cases	Percentage
1	有	1412	<div><div></div></div> 10.7%
2	無	2249	<div><div></div></div> 17.1%
U	不適用	9498	<div><div></div></div> 72.2%
Warning: these figures indicate the number of cases found in the data file. They cannot be interpreted as summary statistics of the population of interest.			
# v32a_2: 32a.何種交通問題(可複選)(2)交通費用太貴			
Information	[Type= discrete] [Format=character] [Missing=*]		
Statistics [NW/ W]	[Valid=13159 /-] [Invalid=0 /-]		
Value	Label	Cases	Percentage
1	有	597	<div><div></div></div> 4.5%
2	無	3064	<div><div></div></div> 23.3%
U	不適用	9498	<div><div></div></div> 72.2%
Warning: these figures indicate the number of cases found in the data file. They cannot be interpreted as summary statistics of the population of interest.			
# v32a_3: 32a.何種交通問題(可複選)(3)通行環境的障礙			
Information	[Type= discrete] [Format=character] [Missing=*]		
Statistics [NW/ W]	[Valid=13159 /-] [Invalid=0 /-]		
Value	Label	Cases	Percentage
1	有	1005	<div><div></div></div> 7.6%
2	無	2656	<div><div></div></div> 20.2%
U	不適用	9498	<div><div></div></div> 72.2%
Warning: these figures indicate the number of cases found in the data file. They cannot be interpreted as summary statistics of the population of interest.			

# v32a_4: 32a.何種交通問題(可複選)(4)沒人可以接送			
Information		[Type= discrete] [Format=character] [Missing=*]	
Statistics [NW/ W]		[Valid=13159 /-] [Invalid=0 /-]	
Value	Label	Cases	Percentage
1	有	1546	11.7%
2	無	2115	16.1%
U	不適用	9498	72.2%
Warning: these figures indicate the number of cases found in the data file. They cannot be interpreted as summary statistics of the population of interest.			
# v32a_5: 32a.何種交通問題(可複選)(5)定向行動能力不夠			
Information		[Type= discrete] [Format=character] [Missing=*]	
Statistics [NW/ W]		[Valid=13159 /-] [Invalid=0 /-]	
Value	Label	Cases	Percentage
1	有	1189	9.0%
2	無	2472	18.8%
U	不適用	9498	72.2%
Warning: these figures indicate the number of cases found in the data file. They cannot be interpreted as summary statistics of the population of interest.			
# v32a_6: 32a.何種交通問題(可複選)(6)其他			
Information		[Type= discrete] [Format=character] [Missing=*]	
Statistics [NW/ W]		[Valid=13159 /-] [Invalid=0 /-]	
Value	Label	Cases	Percentage
1	有	185	1.4%
2	無	3476	26.4%
U	不適用	9498	72.2%
Warning: these figures indicate the number of cases found in the data file. They cannot be interpreted as summary statistics of the population of interest.			
# v33: 33.請問您目前是否需要接受復健治療			
Information		[Type= discrete] [Format=character] [Missing=*]	
Statistics [NW/ W]		[Valid=13159 /-] [Invalid=0 /-]	
Value	Label	Cases	Percentage
1	需要	2833	21.5%
2	不需要(跳問第34題)	10326	78.5%
Warning: these figures indicate the number of cases found in the data file. They cannot be interpreted as summary statistics of the population of interest.			
# v33_1: 33.需要哪一種復健治療(本項為單選, 選後請接答33a.題)			
Information		[Type= discrete] [Format=character] [Missing=*]	
Statistics [NW/ W]		[Valid=13159 /-] [Invalid=0 /-]	
Value	Label	Cases	Percentage
1	職能治療	247	1.9%
2	物理治療	1469	11.2%
3	語言治療	156	1.2%
4	職能治療加物理治療	281	2.1%
5	職能治療加語言治療	169	1.3%
6	物理治療加語言治療	114	0.9%
7	心理諮商	215	1.6%
8	其他	113	0.9%
9	物理治療加職能治療加語言治療	69	0.5%

# v33_1: 33.需要哪一種復健治療(本項為單選，選後請接答33a.題)			
Value	Label	Cases	Percentage
U	不適用	10326	78.5%
Warning: these figures indicate the number of cases found in the data file. They cannot be interpreted as summary statistics of the population of interest.			
# v33a: 33a.是否定期治療			
Information	[Type= discrete] [Format=character] [Missing=*]		
Statistics [NW/ W]	[Valid=13159 /-] [Invalid=0 /-]		
Value	Label	Cases	Percentage
1	是	1948	14.8%
2	否	885	6.7%
U	不適用	10326	78.5%
Warning: these figures indicate the number of cases found in the data file. They cannot be interpreted as summary statistics of the population of interest.			
# v34: 34.您在生活中是否需要使用輔具			
Information	[Type= discrete] [Format=character] [Missing=*]		
Statistics [NW/ W]	[Valid=13159 /-] [Invalid=0 /-]		
Value	Label	Cases	Percentage
1	是(請續答第34a題)	4582	34.8%
2	否(請跳答第35題)	8577	65.2%
Warning: these figures indicate the number of cases found in the data file. They cannot be interpreted as summary statistics of the population of interest.			
# v34a1: 34a.目前正使用哪些輔具(使用度順序1)			
Information	[Type= discrete] [Format=character] [Missing=*]		
Statistics [NW/ W]	[Valid=13159 /-] [Invalid=0 /-]		
Value	Label	Cases	Percentage
01	點字機或點字版	12	0.1%
02	弱視特製眼鏡	43	0.3%
03	輪椅	1183	9.0%
04	助行器	982	7.5%
05	特製或改裝機車	109	0.8%
06	餵食椅或進食輔具	97	0.7%
07	居家無障礙設施裝備	18	0.1%
08	特殊電腦輔助器具	8	0.1%
09	電子字幕顯示器	3	0.0%
10	震動手錶、鬧鐘	8	0.1%
11	視障者警示器	1	0.0%
12	聽障者警示器(火災警示燈、各式閃光燈)	9	0.1%
13	生活類:其他	127	1.0%
14	電動輪椅/代步車	154	1.2%
15	義肢	91	0.7%
16	助聽器	638	4.8%
17	人工電子耳	27	0.2%
18	義眼	7	0.1%
19	人工講話器	26	0.2%
20	支架/站立架	342	2.6%
21	氣墊床或流體壓力床	246	1.9%
22	輪椅坐墊或背墊	23	0.2%

# v34a1: 34a.目前正使用哪些輔具(使用度順序1)			
Value	Label	Cases	Percentage
23	復健類:其他	80	0.6%
UU	不適用	8925	67.8%
Warning: these figures indicate the number of cases found in the data file. They cannot be interpreted as summary statistics of the population of interest.			
# v34a2: 34a.目前正使用哪些輔具(使用度順序2)			
Information	[Type= discrete] [Format=character] [Missing=*]		
Statistics [NW/ W]	[Valid=13159 /-] [Invalid=0 /-]		
Value	Label	Cases	Percentage
01	點字機或點字版	5	0.0%
02	弱視特製眼鏡	5	0.0%
03	輪椅	355	2.7%
04	助行器	309	2.3%
05	特製或改裝機車	60	0.5%
06	餵食椅或進食輔具	71	0.5%
07	居家無障礙設施裝備	29	0.2%
08	特殊電腦輔助器具	2	0.0%
09	電子字幕顯示器	1	0.0%
10	震動手錶、鬧鐘	8	0.1%
11	視障者警示器	3	0.0%
12	聽障者警示器(火災警示燈、各式閃光燈)	5	0.0%
13	生活類:其他	63	0.5%
14	電動輪椅/代步車	68	0.5%
15	義肢	14	0.1%
16	助聽器	32	0.2%
17	人工電子耳	5	0.0%
18	義眼	0	
19	人工講話器	3	0.0%
20	支架/站立架	150	1.1%
21	氣墊床或流體壓力床	144	1.1%
22	輪椅坐墊或背墊	48	0.4%
23	復健類:其他	36	0.3%
UU	不適用	11743	89.2%
Warning: these figures indicate the number of cases found in the data file. They cannot be interpreted as summary statistics of the population of interest.			
# v34a3: 34a.目前正使用哪些輔具(使用度順序3)			
Information	[Type= discrete] [Format=character] [Missing=*]		
Statistics [NW/ W]	[Valid=13159 /-] [Invalid=0 /-]		
Value	Label	Cases	Percentage
01	點字機或點字版	2	0.0%
02	弱視特製眼鏡	1	0.0%
03	輪椅	46	0.3%
04	助行器	31	0.2%
05	特製或改裝機車	12	0.1%
06	餵食椅或進食輔具	19	0.1%
07	居家無障礙設施裝備	12	0.1%
08	特殊電腦輔助器具	1	0.0%

# v34a3: 34a.目前正使用哪些輔具(使用度順序3)			
Value	Label	Cases	Percentage
09	電子字幕顯示器	0	
10	震動手錶、鬧鐘	3	0.0%
11	視障者警示器	1	0.0%
12	聽障者警示器(火災警示燈、各式閃光燈)	2	0.0%
13	生活類:其他	42	0.3%
14	電動輪椅/代步車	15	0.1%
15	義肢	7	0.1%
16	助聽器	14	0.1%
17	人工電子耳	1	0.0%
18	義眼	0	
19	人工講話器	0	
20	支架/站立架	52	0.4%
21	氣墊床或流體壓力床	32	0.2%
22	輪椅坐墊或背墊	31	0.2%
23	復健類:其他	16	0.1%
UU	不適用	12819	97.4%
Warning: these figures indicate the number of cases found in the data file. They cannot be interpreted as summary statistics of the population of interest.			
# v34b1: 34b.目前尚缺少哪些輔具(迫切度順序1)			
Information	[Type= discrete] [Format=character] [Missing=*]		
Statistics [NW/ W]	[Valid=13159 /-] [Invalid=0 /-]		
Value	Label	Cases	Percentage
01	點字機或點字版	6	0.0%
02	弱視特製眼鏡	19	0.1%
03	輪椅	124	0.9%
04	助行器	86	0.7%
05	特製或改裝機車	46	0.3%
06	餵食椅或進食輔具	25	0.2%
07	居家無障礙設施裝備	61	0.5%
08	特殊電腦輔助器具	14	0.1%
09	電子字幕顯示器	3	0.0%
10	震動手錶、鬧鐘	17	0.1%
11	視障者警示器	11	0.1%
12	聽障者警示器(火災警示燈、各式閃光燈)	15	0.1%
13	生活類:其他	48	0.4%
14	電動輪椅/代步車	179	1.4%
15	義肢	10	0.1%
16	助聽器	147	1.1%
17	人工電子耳	32	0.2%
18	義眼	4	0.0%
19	人工講話器	7	0.1%
20	支架/站立架	49	0.4%
21	氣墊床或流體壓力床	120	0.9%
22	輪椅坐墊或背墊	54	0.4%
23	復健類:其他	38	0.3%

# v34b1: 34b.目前尚缺少哪些輔具(迫切度順序1)			
Value	Label	Cases	Percentage
UU	不適用	12044	91.5%
Warning: these figures indicate the number of cases found in the data file. They cannot be interpreted as summary statistics of the population of interest.			
# v34b2: 34b.目前尚缺少哪些輔具(迫切度順序2)			
Information	[Type= discrete] [Format=character] [Missing=*]		
Statistics [NW/ W]	[Valid=13159 /-] [Invalid=0 /-]		
Value	Label	Cases	Percentage
01	點字機或點字版	1	0.0%
02	弱視特製眼鏡	3	0.0%
03	輪椅	23	0.2%
04	助行器	12	0.1%
05	特製或改裝機車	9	0.1%
06	餵食椅或進食輔具	9	0.1%
07	居家無障礙設施裝備	35	0.3%
08	特殊電腦輔助器具	1	0.0%
09	電子字幕顯示器	4	0.0%
10	震動手錶、鬧鐘	12	0.1%
11	視障者警示器	10	0.1%
12	聽障者警示器(火災警示燈、各式閃光燈)	12	0.1%
13	生活類:其他	3	0.0%
14	電動輪椅/代步車	24	0.2%
15	義肢	4	0.0%
16	助聽器	10	0.1%
17	人工電子耳	13	0.1%
18	義眼	1	0.0%
19	人工講話器	0	
20	支架/站立架	19	0.1%
21	氣墊床或流體壓力床	32	0.2%
22	輪椅坐墊或背墊	56	0.4%
23	復健類:其他	8	0.1%
UU	不適用	12858	97.7%
Warning: these figures indicate the number of cases found in the data file. They cannot be interpreted as summary statistics of the population of interest.			
# v34b3: 34b.目前尚缺少哪些輔具(迫切度順序3)			
Information	[Type= discrete] [Format=character] [Missing=*]		
Statistics [NW/ W]	[Valid=13159 /-] [Invalid=0 /-]		
Value	Label	Cases	Percentage
01	點字機或點字版	0	
02	弱視特製眼鏡	0	
03	輪椅	3	0.0%
04	助行器	3	0.0%
05	特製或改裝機車	1	0.0%
06	餵食椅或進食輔具	6	0.0%
07	居家無障礙設施裝備	13	0.1%
08	特殊電腦輔助器具	1	0.0%
09	電子字幕顯示器	0	

# v34b3: 34b.目前尚缺少哪些輔具(迫切度順序3)			
Value	Label	Cases	Percentage
10	震動手錶、鬧鐘	4	0.0%
11	視障者警示器	4	0.0%
12	聽障者警示器(火災警示燈、各式閃光燈)	7	0.1%
13	生活類:其他	1	0.0%
14	電動輪椅/代步車	1	0.0%
15	義肢	3	0.0%
16	助聽器	1	0.0%
17	人工電子耳	0	
18	義眼	1	0.0%
19	人工講話器	3	0.0%
20	支架/站立架	6	0.0%
21	氣墊床或流體壓力床	12	0.1%
22	輪椅坐墊或背墊	17	0.1%
23	復健類:其他	2	0.0%
UU	不適用	13070	99.3%
Warning: these figures indicate the number of cases found in the data file. They cannot be interpreted as summary statistics of the population of interest.			
# v35: 35.您是否向政府申請過輔具補助			
Information	[Type= discrete] [Format=character] [Missing=*]		
Statistics [NW/ W]	[Valid=13159 /-] [Invalid=0 /-]		
Value	Label	Cases	Percentage
1	是	1912	14.5%
2	否	11071	84.1%
3	不記得或拒答	176	1.3%
Warning: these figures indicate the number of cases found in the data file. They cannot be interpreted as summary statistics of the population of interest.			
# v35_1: 35(1).向政府申請過輔具補助者 共____項			
Information	[Type= discrete] [Format=character] [Missing=*]		
Statistics [NW/ W]	[Valid=13159 /-] [Invalid=0 /-]		
Value	Label	Cases	Percentage
01		1545	11.7%
02		280	2.1%
03		55	0.4%
04		18	0.1%
05		6	0.0%
06		2	0.0%
12		1	0.0%
14		1	0.0%
16		4	0.0%
UU	不適用	11247	85.5%
Warning: these figures indicate the number of cases found in the data file. They cannot be interpreted as summary statistics of the population of interest.			
# v36: 36.使用過的輔具經過回收整理, 您願不願意使用			
Information	[Type= discrete] [Format=character] [Missing=*]		
Statistics [NW/ W]	[Valid=13159 /-] [Invalid=0 /-]		

# v36: 36.使用過的輔具經過回收整理，您願不願意使用			
Value	Label	Cases	Percentage
1	願意	3792	<div><div></div></div> 28.8%
2	不願意	3027	<div><div></div></div> 23.0%
3	沒意見或拒答	6340	<div><div></div></div> 48.2%
U	不適用	0	
Warning: these figures indicate the number of cases found in the data file. They cannot be interpreted as summary statistics of the population of interest.			
# card6: 卡號6			
Information	[Type= discrete] [Format=character] [Missing=*]		
Statistics [NW/ W]	[Valid=13159 /-] [Invalid=0 /-]		
Value	Label	Cases	Percentage
6		13159	<div><div></div></div> 100.0%
Warning: these figures indicate the number of cases found in the data file. They cannot be interpreted as summary statistics of the population of interest.			
# v37a: 37.您認為政府對身心障礙者的醫療照護，您最需要的項目是什麼第一優先			
Information	[Type= discrete] [Format=character] [Missing=*]		
Statistics [NW/ W]	[Valid=13159 /-] [Invalid=0 /-]		
Value	Label	Cases	Percentage
01	提供就醫交通協助	2156	<div><div></div></div> 16.4%
02	提供醫療資源的資訊	1337	<div><div></div></div> 10.2%
03	提供陪同就醫服務	432	<div><div></div></div> 3.3%
04	提供社區就近醫療服務	807	<div><div></div></div> 6.1%
05	提供居家照護服務	628	<div><div></div></div> 4.8%
06	提供醫療補助措施	3753	<div><div></div></div> 28.5%
07	提供食品營養藥物的諮詢服務	172	<div><div></div></div> 1.3%
08	提供輔具的諮詢服務	198	<div><div></div></div> 1.5%
09	提供醫護人員定期訪視	254	<div><div></div></div> 1.9%
10	提供牙醫特別門診	308	<div><div></div></div> 2.3%
11	提供出院準備服務	9	<div><div></div></div> 0.1%
12	縮短身心障礙鑑定流程	472	<div><div></div></div> 3.6%
13	其他	109	<div><div></div></div> 0.8%
14	不需要或拒答	2524	<div><div></div></div> 19.2%
UU	不適用	0	
Warning: these figures indicate the number of cases found in the data file. They cannot be interpreted as summary statistics of the population of interest.			
# v37b: 37.您認為政府對身心障礙者的醫療照護，您最需要的項目是什麼第二優先			
Information	[Type= discrete] [Format=character] [Missing=*]		
Statistics [NW/ W]	[Valid=13159 /-] [Invalid=0 /-]		
Value	Label	Cases	Percentage
01	提供就醫交通協助	989	<div><div></div></div> 7.5%
02	提供醫療資源的資訊	1257	<div><div></div></div> 9.6%
03	提供陪同就醫服務	842	<div><div></div></div> 6.4%
04	提供社區就近醫療服務	1250	<div><div></div></div> 9.5%
05	提供居家照護服務	679	<div><div></div></div> 5.2%
06	提供醫療補助措施	1791	<div><div></div></div> 13.6%
07	提供食品營養藥物的諮詢服務	405	<div><div></div></div> 3.1%
08	提供輔具的諮詢服務	394	<div><div></div></div> 3.0%

v37b: 37.您認為政府對身心障礙者的醫療照護，您最需要的項目是什麼第二優先

Value	Label	Cases	Percentage
09	提供醫護人員定期訪視	555	4.2%
10	提供牙醫特別門診	403	3.1%
11	提供出院準備服務	42	0.3%
12	縮短身心障礙鑑定流程	508	3.9%
13	其他	35	0.3%
14	不需要或拒答	0	
UU	不適用	4009	30.5%

Warning: these figures indicate the number of cases found in the data file. They cannot be interpreted as summary statistics of the population of interest.

v37c: 37.您認為政府對身心障礙者的醫療照護，您最需要的項目是什麼第三優先

Information	[Type= discrete] [Format=character] [Missing=*]
Statistics [NW/ W]	[Valid=13159 /-] [Invalid=0 /-]

Value	Label	Cases	Percentage
01	提供就醫交通協助	624	4.7%
02	提供醫療資源的資訊	733	5.6%
03	提供陪同就醫服務	488	3.7%
04	提供社區就近醫療服務	901	6.8%
05	提供居家照護服務	533	4.1%
06	提供醫療補助措施	1165	8.9%
07	提供食品營養藥物的諮詢服務	480	3.6%
08	提供輔具的諮詢服務	437	3.3%
09	提供醫護人員定期訪視	822	6.2%
10	提供牙醫特別門診	333	2.5%
11	提供出院準備服務	46	0.3%
12	縮短身心障礙鑑定流程	737	5.6%
13	其他	33	0.3%
14	不需要或拒答	0	
UU	不適用	5827	44.3%

Warning: these figures indicate the number of cases found in the data file. They cannot be interpreted as summary statistics of the population of interest.

v38: 38.您在兒童時期(未滿六歲)是否有發展比較慢的情形(發展遲緩)

Information	[Type= discrete] [Format=character] [Missing=*]
Statistics [NW/ W]	[Valid=13159 /-] [Invalid=0 /-]

Value	Label	Cases	Percentage
1	曾被診斷是(續答第38a題.)	2016	15.3%
2	自認是，但未經診斷確認(續答第38a題)	313	2.4%
3	曾經疑似(續答第38a題)	311	2.4%
4	沒有	9304	70.7%
5	不知道	1215	9.2%

Warning: these figures indicate the number of cases found in the data file. They cannot be interpreted as summary statistics of the population of interest.

v38a: 38a.當時是否接受治療(早期療育)

Information	[Type= discrete] [Format=character] [Missing=*]
Statistics [NW/ W]	[Valid=13159 /-] [Invalid=0 /-]

Value	Label	Cases	Percentage
1	有	1548	11.8%

# v38a: 38a.當時是否接受治療(早期療育)			
Value	Label	Cases	Percentage
2	無(跳問第39題)	1092	<div><div></div></div> 8.3%
U	不適用	10519	<div><div></div></div> 79.9%
Warning: these figures indicate the number of cases found in the data file. They cannot be interpreted as summary statistics of the population of interest.			
# v38b: 38b.治療當時有無健保身份			
Information	[Type= discrete] [Format=character] [Missing=*]		
Statistics [NW/ W]	[Valid=13159 /-] [Invalid=0 /-]		
Value	Label	Cases	Percentage
1	有	843	<div><div></div></div> 6.4%
2	無	705	<div><div></div></div> 5.4%
U	不適用	11611	<div><div></div></div> 88.2%
Warning: these figures indicate the number of cases found in the data file. They cannot be interpreted as summary statistics of the population of interest.			
# v38c: 38c.治療當時有無接受政府補助			
Information	[Type= discrete] [Format=character] [Missing=*]		
Statistics [NW/ W]	[Valid=13159 /-] [Invalid=0 /-]		
Value	Label	Cases	Percentage
1	有	505	<div><div></div></div> 3.8%
2	無	1043	<div><div></div></div> 7.9%
U	不適用	11611	<div><div></div></div> 88.2%
Warning: these figures indicate the number of cases found in the data file. They cannot be interpreted as summary statistics of the population of interest.			
# v39: 39.請問您有無需要政府或民間團體提供下列服務（限目前住家宅者填答，目前未住家宅者，請跳答42題			
Information	[Type= discrete] [Format=character] [Missing=*]		
Statistics [NW/ W]	[Valid=13159 /-] [Invalid=0 /-]		
Value	Label	Cases	Percentage
1	需要	1924	<div><div></div></div> 14.6%
2	不需要(跳答第41題)	10255	<div><div></div></div> 77.9%
U	不適用	980	<div><div></div></div> 7.4%
Warning: these figures indicate the number of cases found in the data file. They cannot be interpreted as summary statistics of the population of interest.			
# v39_1: 39.是否需要政府提供?(複選題)(1)居家照顧			
Information	[Type= discrete] [Format=character] [Missing=*]		
Statistics [NW/ W]	[Valid=13159 /-] [Invalid=0 /-]		
Value	Label	Cases	Percentage
1	是	1036	<div><div></div></div> 7.9%
2	否	888	<div><div></div></div> 6.7%
U	不適用	11235	<div><div></div></div> 85.4%
Warning: these figures indicate the number of cases found in the data file. They cannot be interpreted as summary statistics of the population of interest.			
# v39_2: 39.是否需要政府提供?(複選題)(2)家事服務			
Information	[Type= discrete] [Format=character] [Missing=*]		
Statistics [NW/ W]	[Valid=13159 /-] [Invalid=0 /-]		
Value	Label	Cases	Percentage
1	是	476	<div><div></div></div> 3.6%
2	否	1448	<div><div></div></div> 11.0%

# v39_2: 39.是否需要政府提供?(複選題)(2)家事服務			
Value	Label	Cases	Percentage
U	不適用	11235	85.4%
Warning: these figures indicate the number of cases found in the data file. They cannot be interpreted as summary statistics of the population of interest.			
# v39_3: 39.是否需要政府提供?(複選題)(3)無障礙居家環境改善			
Information	[Type= discrete] [Format=character] [Missing=*]		
Statistics [NW/ W]	[Valid=13159 /-] [Invalid=0 /-]		
Value	Label	Cases	Percentage
1	是	322	2.4%
2	否	1602	12.2%
U	不適用	11235	85.4%
Warning: these figures indicate the number of cases found in the data file. They cannot be interpreted as summary statistics of the population of interest.			
# v39_4: 39.是否需要政府提供?(複選題)(4)居家設備(水電等)維修服務			
Information	[Type= discrete] [Format=character] [Missing=*]		
Statistics [NW/ W]	[Valid=13159 /-] [Invalid=0 /-]		
Value	Label	Cases	Percentage
1	是	336	2.6%
2	否	1588	12.1%
U	不適用	11235	85.4%
Warning: these figures indicate the number of cases found in the data file. They cannot be interpreted as summary statistics of the population of interest.			
# v39_5: 39.是否需要政府提供?(複選題)(5)生活用品採購送服務			
Information	[Type= discrete] [Format=character] [Missing=*]		
Statistics [NW/ W]	[Valid=13159 /-] [Invalid=0 /-]		
Value	Label	Cases	Percentage
1	是	146	1.1%
2	否	1778	13.5%
U	不適用	11235	85.4%
Warning: these figures indicate the number of cases found in the data file. They cannot be interpreted as summary statistics of the population of interest.			
# v39_6: 39.是否需要政府提供?(複選題)(6)陪同就醫			
Information	[Type= discrete] [Format=character] [Missing=*]		
Statistics [NW/ W]	[Valid=13159 /-] [Invalid=0 /-]		
Value	Label	Cases	Percentage
1	是	841	6.4%
2	否	1083	8.2%
U	不適用	11235	85.4%
Warning: these figures indicate the number of cases found in the data file. They cannot be interpreted as summary statistics of the population of interest.			
# v39_7: 39.是否需要政府提供?(複選題)(7)安裝緊急救援系統			
Information	[Type= discrete] [Format=character] [Missing=*]		
Statistics [NW/ W]	[Valid=13159 /-] [Invalid=0 /-]		
Value	Label	Cases	Percentage
1	是	341	2.6%
2	否	1583	12.0%
U	不適用	11235	85.4%
Warning: these figures indicate the number of cases found in the data file. They cannot be interpreted as summary statistics of the population of interest.			

# v39_8: 39.是否需要政府提供?(複選題)(8)其他			
Information		[Type= discrete] [Format=character] [Missing=*]	
Statistics [NW/ W]		[Valid=13159 /-] [Invalid=0 /-]	
Value	Label	Cases	Percentage
1	是	37	0.3%
2	否	1887	14.3%
U	不適用	11235	85.4%
Warning: these figures indicate the number of cases found in the data file. They cannot be interpreted as summary statistics of the population of interest.			
# v40: 40.上述列舉的居家服務，是否願意負擔部分費用（限目前住家宅者填答			
Information		[Type= discrete] [Format=character] [Missing=*]	
Statistics [NW/ W]		[Valid=13159 /-] [Invalid=0 /-]	
Value	Label	Cases	Percentage
1	不願意	1257	9.6%
2	願意，約3000元以下	505	3.8%
3	願意，約3001-6000元	107	0.8%
4	願意，約6001-9000元	24	0.2%
5	願意，約9001-12000元	9	0.1%
6	願意，約12001-15000元	13	0.1%
7	願意，約15001元以上	9	0.1%
U	不適用	11235	85.4%
Warning: these figures indicate the number of cases found in the data file. They cannot be interpreted as summary statistics of the population of interest.			
# v41: 41.除了住在家裡之外，請問您是否考慮使用下列身心障礙者照護方式（限目前住家宅者填答			
Information		[Type= discrete] [Format=character] [Missing=*]	
Statistics [NW/ W]		[Valid=13159 /-] [Invalid=0 /-]	
Value	Label	Cases	Percentage
1	送到安養中心等照護機構	631	4.8%
2	送到日間照顧中心，晚上在接回來	352	2.7%
3	請看護來家裡照顧	1356	10.3%
4	使用『家庭托顧』，晚上接回來	81	0.6%
5	未考慮	9724	73.9%
6	其他	35	0.3%
U	不適用	980	7.4%
Warning: these figures indicate the number of cases found in the data file. They cannot be interpreted as summary statistics of the population of interest.			
# v42a: 42.您認為政府對於身心障礙者，應優先辦理哪些生活福利措施 第一優先			
Information		[Type= discrete] [Format=character] [Missing=*]	
Statistics [NW/ W]		[Valid=13159 /-] [Invalid=0 /-]	
Value	Label	Cases	Percentage
01	提高生活補助	8344	63.4%
02	建立國民年金制度	371	2.8%
03	建立社區型安置措施	411	3.1%
04	協助解決交通問題	199	1.5%
05	身心障礙者之老年安養	1742	13.2%
06	人身安全保護	125	0.9%
07	保障有工作能力身心障礙者最低合理薪資	887	6.7%

# v42a: 42.您認為政府對於身心障礙者，應優先辦理哪些生活福利措施 第一優先			
Value	Label	Cases	Percentage
08	建立無障礙生活環境設施及設備	192	1.5%
09	手語翻譯服務	16	0.1%
10	輔具相關資訊	59	0.4%
11	財產信託	25	0.2%
12	居家服務	131	1.0%
13	臨時或短期照顧服務	125	0.9%
14	輔(購)建住宅	66	0.5%
15	定向行動訓練服務	17	0.1%
16	提高收容、養護補助費	228	1.7%
17	其他	221	1.7%
UU	不適用	0	
Warning: these figures indicate the number of cases found in the data file. They cannot be interpreted as summary statistics of the population of interest.			
# v42b: 42.您認為政府對於身心障礙者，應優先辦理哪些生活福利措施 第二優先			
Information	[Type= discrete] [Format=character] [Missing=*]		
Statistics [NW/ W]	[Valid=13159 /-] [Invalid=0 /-]		
Value	Label	Cases	Percentage
01	提高生活補助	1168	8.9%
02	建立國民年金制度	1600	12.2%
03	建立社區型安置措施	1076	8.2%
04	協助解決交通問題	547	4.2%
05	身心障礙者之老年安養	3755	28.5%
06	人身安全保護	289	2.2%
07	保障有工作能力身心障礙者最低合理薪資	1333	10.1%
08	建立無障礙生活環境設施及設備	357	2.7%
09	手語翻譯服務	40	0.3%
10	輔具相關資訊	199	1.5%
11	財產信託	62	0.5%
12	居家服務	314	2.4%
13	臨時或短期照顧服務	343	2.6%
14	輔(購)建住宅	134	1.0%
15	定向行動訓練服務	63	0.5%
16	提高收容、養護補助費	509	3.9%
17	其他	42	0.3%
UU	不適用	1328	10.1%
Warning: these figures indicate the number of cases found in the data file. They cannot be interpreted as summary statistics of the population of interest.			
# v42c: 42.您認為政府對於身心障礙者，應優先辦理哪些生活福利措施 第三優先			
Information	[Type= discrete] [Format=character] [Missing=*]		
Statistics [NW/ W]	[Valid=13159 /-] [Invalid=0 /-]		
Value	Label	Cases	Percentage
01	提高生活補助	679	5.2%
02	建立國民年金制度	1156	8.8%
03	建立社區型安置措施	817	6.2%
04	協助解決交通問題	664	5.0%
05	身心障礙者之老年安養	1894	14.4%

v42c: 42.您認為政府對於身心障礙者，應優先辦理哪些生活福利措施 第三優先

Value	Label	Cases	Percentage
06	人身安全保護	463	<div><div></div></div> 3.5%
07	保障有工作能力身心障礙者最低合理薪資	928	<div><div></div></div> 7.1%
08	建立無障礙生活環境設施及設備	536	<div><div></div></div> 4.1%
09	手語翻譯服務	26	<div><div></div></div> 0.2%
10	輔具相關資訊	241	<div><div></div></div> 1.8%
11	財產信託	55	<div><div></div></div> 0.4%
12	居家服務	612	<div><div></div></div> 4.7%
13	臨時或短期照顧服務	410	<div><div></div></div> 3.1%
14	輔(購)建住宅	252	<div><div></div></div> 1.9%
15	定向行動訓練服務	101	<div><div></div></div> 0.8%
16	提高收容、養護補助費	1217	<div><div></div></div> 9.2%
17	其他	31	<div><div></div></div> 0.2%
UU	不適用	3077	<div><div></div></div> 23.4%

Warning: these figures indicate the number of cases found in the data file. They cannot be interpreted as summary statistics of the population of interest.

v43_1: 43.您知道政府對身心障礙者有提供什麼樣的福利服務措施 (1)身心障礙者生活補助

Information	[Type= discrete] [Format=character] [Missing=*]
Statistics [NW/ W]	[Valid=13159 /-] [Invalid=0 /-]

Value	Label	Cases	Percentage
1	不知道	2025	<div><div></div></div> 15.4%
2	知道並已利用，覺得滿意	1390	<div><div></div></div> 10.6%
3	知道並已利用，覺得尚可	3033	<div><div></div></div> 23.0%
4	知道並已利用，覺得不滿意	1798	<div><div></div></div> 13.7%
5	知道但未利用，覺得不需要	1003	<div><div></div></div> 7.6%
6	知道但未利用，覺得申請麻煩	390	<div><div></div></div> 3.0%
7	知道但未利用，覺得申請不通過	2763	<div><div></div></div> 21.0%
8	其他	757	<div><div></div></div> 5.8%

Warning: these figures indicate the number of cases found in the data file. They cannot be interpreted as summary statistics of the population of interest.

v43_2: 43.您知道政府對身心障礙者有提供什麼樣的福利服務措施 (2)托育及養護費

Information	[Type= discrete] [Format=character] [Missing=*]
Statistics [NW/ W]	[Valid=13159 /-] [Invalid=0 /-]

Value	Label	Cases	Percentage
1	不知道	9645	<div><div></div></div> 73.3%
2	知道並已利用，覺得滿意	258	<div><div></div></div> 2.0%
3	知道並已利用，覺得尚可	331	<div><div></div></div> 2.5%
4	知道並已利用，覺得不滿意	120	<div><div></div></div> 0.9%
5	知道但未利用，覺得不需要	2473	<div><div></div></div> 18.8%
6	知道但未利用，覺得申請麻煩	92	<div><div></div></div> 0.7%
7	知道但未利用，覺得申請不通過	135	<div><div></div></div> 1.0%
8	其他	105	<div><div></div></div> 0.8%

Warning: these figures indicate the number of cases found in the data file. They cannot be interpreted as summary statistics of the population of interest.

v43_3: 43.您知道政府對身心障礙者有提供什麼樣的福利服務措施 (3)輔具補助

Information	[Type= discrete] [Format=character] [Missing=*]
Statistics [NW/ W]	[Valid=13159 /-] [Invalid=0 /-]

v43_3: 43.您知道政府對身心障礙者有提供什麼樣的福利服務措施 (3)輔具補助

Value	Label	Cases	Percentage
1	不知道	6018	<div><div></div></div> 45.7%
2	知道並已利用，覺得滿意	569	<div><div></div></div> 4.3%
3	知道並已利用，覺得尚可	1036	<div><div></div></div> 7.9%
4	知道並已利用，覺得不滿意	333	<div><div></div></div> 2.5%
5	知道但未利用，覺得不需要	4344	<div><div></div></div> 33.0%
6	知道但未利用，覺得申請麻煩	330	<div><div></div></div> 2.5%
7	知道但未利用，覺得申請不通過	140	<div><div></div></div> 1.1%
8	其他	389	<div><div></div></div> 3.0%

Warning: these figures indicate the number of cases found in the data file. They cannot be interpreted as summary statistics of the population of interest.

v43_4: 43.您知道政府對身心障礙者有提供什麼樣的福利服務措施 (4)社會保險費補助

Information	[Type= discrete] [Format=character] [Missing=*]
Statistics [NW/ W]	[Valid=13159 /-] [Invalid=0 /-]

Value	Label	Cases	Percentage
1	不知道	5974	<div><div></div></div> 45.4%
2	知道並已利用，覺得滿意	2811	<div><div></div></div> 21.4%
3	知道並已利用，覺得尚可	2853	<div><div></div></div> 21.7%
4	知道並已利用，覺得不滿意	584	<div><div></div></div> 4.4%
5	知道但未利用，覺得不需要	660	<div><div></div></div> 5.0%
6	知道但未利用，覺得申請麻煩	124	<div><div></div></div> 0.9%
7	知道但未利用，覺得申請不通過	74	<div><div></div></div> 0.6%
8	其他	79	<div><div></div></div> 0.6%

Warning: these figures indicate the number of cases found in the data file. They cannot be interpreted as summary statistics of the population of interest.

v43_5: 43.您知道政府對身心障礙者有提供什麼樣的福利服務措施 (5)改善無障礙設施

Information	[Type= discrete] [Format=character] [Missing=*]
Statistics [NW/ W]	[Valid=13159 /-] [Invalid=0 /-]

Value	Label	Cases	Percentage
1	不知道	6833	<div><div></div></div> 51.9%
2	知道並已利用，覺得滿意	336	<div><div></div></div> 2.6%
3	知道並已利用，覺得尚可	741	<div><div></div></div> 5.6%
4	知道並已利用，覺得不滿意	446	<div><div></div></div> 3.4%
5	知道但未利用，覺得不需要	4555	<div><div></div></div> 34.6%
6	知道但未利用，覺得申請麻煩	124	<div><div></div></div> 0.9%
7	知道但未利用，覺得申請不通過	13	<div><div></div></div> 0.1%
8	其他	111	<div><div></div></div> 0.8%

Warning: these figures indicate the number of cases found in the data file. They cannot be interpreted as summary statistics of the population of interest.

v43_6: 43.您知道政府對身心障礙者有提供什麼樣的福利服務措施 (6)早期療育

Information	[Type= discrete] [Format=character] [Missing=*]
Statistics [NW/ W]	[Valid=13159 /-] [Invalid=0 /-]

Value	Label	Cases	Percentage
1	不知道	9106	<div><div></div></div> 69.2%
2	知道並已利用，覺得滿意	336	<div><div></div></div> 2.6%
3	知道並已利用，覺得尚可	531	<div><div></div></div> 4.0%
4	知道並已利用，覺得不滿意	228	<div><div></div></div> 1.7%

# v43_6: 43.您知道政府對身心障礙者有提供什麼樣的福利服務措施 (6)早期療育			
Value	Label	Cases	Percentage
5	知道但未利用，覺得不需要	2830	<div><div></div></div> 21.5%
6	知道但未利用，覺得申請麻煩	23	<div><div></div></div> 0.2%
7	知道但未利用，覺得申請不通過	14	<div><div></div></div> 0.1%
8	其他	91	<div><div></div></div> 0.7%
Warning: these figures indicate the number of cases found in the data file. They cannot be interpreted as summary statistics of the population of interest.			
# v43_7: 43.您知道政府對身心障礙者有提供什麼樣的福利服務措施 (7)搭乘公民營公共交通工具或進入收費之風景區、康樂場所或文教設施優待			
Information	[Type= discrete] [Format=character] [Missing=*]		
Statistics [NW/ W]	[Valid=13159 /-] [Invalid=0 /-]		
Value	Label	Cases	Percentage
1	不知道	4011	<div><div></div></div> 30.5%
2	知道並已利用，覺得滿意	2811	<div><div></div></div> 21.4%
3	知道並已利用，覺得尚可	2653	<div><div></div></div> 20.2%
4	知道並已利用，覺得不滿意	261	<div><div></div></div> 2.0%
5	知道但未利用，覺得不需要	3023	<div><div></div></div> 23.0%
6	知道但未利用，覺得申請麻煩	86	<div><div></div></div> 0.7%
7	知道但未利用，覺得申請不通過	9	<div><div></div></div> 0.1%
8	其他	305	<div><div></div></div> 2.3%
Warning: these figures indicate the number of cases found in the data file. They cannot be interpreted as summary statistics of the population of interest.			
# v43_8: 43.您知道政府對身心障礙者有提供什麼樣的福利服務措施 (8)租屋及購屋貸款利息補助			
Information	[Type= discrete] [Format=character] [Missing=*]		
Statistics [NW/ W]	[Valid=13159 /-] [Invalid=0 /-]		
Value	Label	Cases	Percentage
1	不知道	10379	<div><div></div></div> 78.9%
2	知道並已利用，覺得滿意	60	<div><div></div></div> 0.5%
3	知道並已利用，覺得尚可	141	<div><div></div></div> 1.1%
4	知道並已利用，覺得不滿意	57	<div><div></div></div> 0.4%
5	知道但未利用，覺得不需要	2276	<div><div></div></div> 17.3%
6	知道但未利用，覺得申請麻煩	72	<div><div></div></div> 0.5%
7	知道但未利用，覺得申請不通過	48	<div><div></div></div> 0.4%
8	其他	126	<div><div></div></div> 1.0%
Warning: these figures indicate the number of cases found in the data file. They cannot be interpreted as summary statistics of the population of interest.			
# v43_9: 43.您知道政府對身心障礙者有提供什麼樣的福利服務措施 (9)居家照顧			
Information	[Type= discrete] [Format=character] [Missing=*]		
Statistics [NW/ W]	[Valid=13159 /-] [Invalid=0 /-]		
Value	Label	Cases	Percentage
1	不知道	7681	<div><div></div></div> 58.4%
2	知道並已利用，覺得滿意	197	<div><div></div></div> 1.5%
3	知道並已利用，覺得尚可	214	<div><div></div></div> 1.6%
4	知道並已利用，覺得不滿意	89	<div><div></div></div> 0.7%
5	知道但未利用，覺得不需要	4590	<div><div></div></div> 34.9%
6	知道但未利用，覺得申請麻煩	131	<div><div></div></div> 1.0%
7	知道但未利用，覺得申請不通過	43	<div><div></div></div> 0.3%

# v43_9: 43.您知道政府對身心障礙者有提供什麼樣的福利服務措施 (9)居家照顧			
Value	Label	Cases	Percentage
8	其他	214	1.6%
Warning: these figures indicate the number of cases found in the data file. They cannot be interpreted as summary statistics of the population of interest.			
# v43_10: 43.您知道政府對身心障礙者有提供什麼樣的福利服務措施 (10)居家護理			
Information	[Type= discrete] [Format=character] [Missing=*]		
Statistics [NW/ W]	[Valid=13159 /-] [Invalid=0 /-]		
Value	Label	Cases	Percentage
1	不知道	7849	59.6%
2	知道並已利用, 覺得滿意	208	1.6%
3	知道並已利用, 覺得尚可	203	1.5%
4	知道並已利用, 覺得不滿意	60	0.5%
5	知道但未利用, 覺得不需要	4542	34.5%
6	知道但未利用, 覺得申請麻煩	106	0.8%
7	知道但未利用, 覺得申請不通過	27	0.2%
8	其他	164	1.2%
Warning: these figures indicate the number of cases found in the data file. They cannot be interpreted as summary statistics of the population of interest.			
# v43_11: 43.您知道政府對身心障礙者有提供什麼樣的福利服務措施 (11)日間或臨時及短期照顧			
Information	[Type= discrete] [Format=character] [Missing=*]		
Statistics [NW/ W]	[Valid=13159 /-] [Invalid=0 /-]		
Value	Label	Cases	Percentage
1	不知道	8515	64.7%
2	知道並已利用, 覺得滿意	89	0.7%
3	知道並已利用, 覺得尚可	146	1.1%
4	知道並已利用, 覺得不滿意	54	0.4%
5	知道但未利用, 覺得不需要	4075	31.0%
6	知道但未利用, 覺得申請麻煩	90	0.7%
7	知道但未利用, 覺得申請不通過	23	0.2%
8	其他	167	1.3%
Warning: these figures indicate the number of cases found in the data file. They cannot be interpreted as summary statistics of the population of interest.			
# v43_12: 43.您知道政府對身心障礙者有提供什麼樣的福利服務措施 (12)復康巴士			
Information	[Type= discrete] [Format=character] [Missing=*]		
Statistics [NW/ W]	[Valid=13159 /-] [Invalid=0 /-]		
Value	Label	Cases	Percentage
1	不知道	8116	61.7%
2	知道並已利用, 覺得滿意	240	1.8%
3	知道並已利用, 覺得尚可	228	1.7%
4	知道並已利用, 覺得不滿意	86	0.7%
5	知道但未利用, 覺得不需要	4199	31.9%
6	知道但未利用, 覺得申請麻煩	123	0.9%
7	知道但未利用, 覺得申請不通過	15	0.1%
8	其他	152	1.2%
Warning: these figures indicate the number of cases found in the data file. They cannot be interpreted as summary statistics of the population of interest.			

v43_13: 43.您知道政府對身心障礙者有提供什麼樣的福利服務措施 **(13)**核發身心障礙者專用停車位識別證或專用車牌

Information	[Type= discrete] [Format=character] [Missing=*]
Statistics [NW/ W]	[Valid=13159 /-] [Invalid=0 /-]

Value	Label	Cases	Percentage
1	不知道	4604	<div><div></div></div> 35.0%
2	知道並已利用，覺得滿意	2355	<div><div></div></div> 17.9%
3	知道並已利用，覺得尚可	1723	<div><div></div></div> 13.1%
4	知道並已利用，覺得不滿意	388	<div><div></div></div> 2.9%
5	知道但未利用，覺得不需要	3242	<div><div></div></div> 24.6%
6	知道但未利用，覺得申請麻煩	313	<div><div></div></div> 2.4%
7	知道但未利用，覺得申請不通過	58	<div><div></div></div> 0.4%
8	其他	476	<div><div></div></div> 3.6%

Warning: these figures indicate the number of cases found in the data file. They cannot be interpreted as summary statistics of the population of interest.

v43_14: 43.您知道政府對身心障礙者有提供什麼樣的福利服務措施 **(14)**公益彩券經銷商之工作能力證明

Information	[Type= discrete] [Format=character] [Missing=*]
Statistics [NW/ W]	[Valid=13159 /-] [Invalid=0 /-]

Value	Label	Cases	Percentage
1	不知道	4963	<div><div></div></div> 37.7%
2	知道並已利用，覺得滿意	116	<div><div></div></div> 0.9%
3	知道並已利用，覺得尚可	219	<div><div></div></div> 1.7%
4	知道並已利用，覺得不滿意	114	<div><div></div></div> 0.9%
5	知道但未利用，覺得不需要	6693	<div><div></div></div> 50.9%
6	知道但未利用，覺得申請麻煩	315	<div><div></div></div> 2.4%
7	知道但未利用，覺得申請不通過	243	<div><div></div></div> 1.8%
8	其他	496	<div><div></div></div> 3.8%

Warning: these figures indicate the number of cases found in the data file. They cannot be interpreted as summary statistics of the population of interest.

v43_15: 43.您知道政府對身心障礙者有提供什麼樣的福利服務措施 **(15)**承租商店攤位登記經營

Information	[Type= discrete] [Format=character] [Missing=*]
Statistics [NW/ W]	[Valid=13159 /-] [Invalid=0 /-]

Value	Label	Cases	Percentage
1	不知道	9125	<div><div></div></div> 69.3%
2	知道並已利用，覺得滿意	40	<div><div></div></div> 0.3%
3	知道並已利用，覺得尚可	119	<div><div></div></div> 0.9%
4	知道並已利用，覺得不滿意	23	<div><div></div></div> 0.2%
5	知道但未利用，覺得不需要	3645	<div><div></div></div> 27.7%
6	知道但未利用，覺得申請麻煩	69	<div><div></div></div> 0.5%
7	知道但未利用，覺得申請不通過	21	<div><div></div></div> 0.2%
8	其他	117	<div><div></div></div> 0.9%

Warning: these figures indicate the number of cases found in the data file. They cannot be interpreted as summary statistics of the population of interest.

v43_16: 43.您知道政府對身心障礙者有提供什麼樣的福利服務措施 **(16)**所得稅身心障礙者特別扣除額減免

Information	[Type= discrete] [Format=character] [Missing=*]
Statistics [NW/ W]	[Valid=13159 /-] [Invalid=0 /-]

Value	Label	Cases	Percentage
1	不知道	5757	<div><div></div></div> 43.7%

v43_16: 43.您知道政府對身心障礙者有提供什麼樣的福利服務措施 (16)所得稅身心障礙者特別扣除額減免

Value	Label	Cases	Percentage
2	知道並已利用，覺得滿意	2224	<div><div></div></div> 16.9%
3	知道並已利用，覺得尚可	2523	<div><div></div></div> 19.2%
4	知道並已利用，覺得不滿意	454	<div><div></div></div> 3.5%
5	知道但未利用，覺得不需要	2006	<div><div></div></div> 15.2%
6	知道但未利用，覺得申請麻煩	36	<div><div></div></div> 0.3%
7	知道但未利用，覺得申請不通過	13	<div><div></div></div> 0.1%
8	其他	146	<div><div></div></div> 1.1%

Warning: these figures indicate the number of cases found in the data file. They cannot be interpreted as summary statistics of the population of interest.

v43_17: 43.您知道政府對身心障礙者有提供什麼樣的福利服務措施 (17)身障者或子女學雜費補助

Information	[Type= discrete] [Format=character] [Missing=*]
Statistics [NW/ W]	[Valid=13159 /-] [Invalid=0 /-]

Value	Label	Cases	Percentage
1	不知道	5959	<div><div></div></div> 45.3%
2	知道並已利用，覺得滿意	1656	<div><div></div></div> 12.6%
3	知道並已利用，覺得尚可	1394	<div><div></div></div> 10.6%
4	知道並已利用，覺得不滿意	261	<div><div></div></div> 2.0%
5	知道但未利用，覺得不需要	3608	<div><div></div></div> 27.4%
6	知道但未利用，覺得申請麻煩	46	<div><div></div></div> 0.3%
7	知道但未利用，覺得申請不通過	83	<div><div></div></div> 0.6%
8	其他	152	<div><div></div></div> 1.2%

Warning: these figures indicate the number of cases found in the data file. They cannot be interpreted as summary statistics of the population of interest.

v43_18: 43.您知道政府對身心障礙者有提供什麼樣的福利服務措施 (18)公私立幼稚園學雜費補助

Information	[Type= discrete] [Format=character] [Missing=*]
Statistics [NW/ W]	[Valid=13159 /-] [Invalid=0 /-]

Value	Label	Cases	Percentage
1	不知道	7661	<div><div></div></div> 58.2%
2	知道並已利用，覺得滿意	489	<div><div></div></div> 3.7%
3	知道並已利用，覺得尚可	480	<div><div></div></div> 3.6%
4	知道並已利用，覺得不滿意	129	<div><div></div></div> 1.0%
5	知道但未利用，覺得不需要	4201	<div><div></div></div> 31.9%
6	知道但未利用，覺得申請麻煩	34	<div><div></div></div> 0.3%
7	知道但未利用，覺得申請不通過	45	<div><div></div></div> 0.3%
8	其他	120	<div><div></div></div> 0.9%

Warning: these figures indicate the number of cases found in the data file. They cannot be interpreted as summary statistics of the population of interest.

v44a: 44.以上(第43題)所列各項福利服務，您認為最需要者為何 最需要

Information	[Type= discrete] [Format=character] [Missing=*]
Statistics [NW/ W]	[Valid=13159 /-] [Invalid=0 /-]

Value	Label	Cases	Percentage
01	身心障礙者生活補助	9573	<div><div></div></div> 72.7%
02	托育及養護費	362	<div><div></div></div> 2.8%
03	輔具補助	301	<div><div></div></div> 2.3%
04	社會保險費補助	450	<div><div></div></div> 3.4%
05	改善無障礙設施	122	<div><div></div></div> 0.9%

# v44a: 44.以上(第43題)所列各項福利服務，您認為最需要者為何 最需要			
Value	Label	Cases	Percentage
06	早期療育	147	<div><div></div></div> 1.1%
07	搭乘公民營公共交通工具或進入收費之風景區、康樂場所或文教設施	127	<div><div></div></div> 1.0%
08	租屋及購屋貸款利息補助	262	<div><div></div></div> 2.0%
09	居家照顧	310	<div><div></div></div> 2.4%
10	居家護理	74	<div><div></div></div> 0.6%
11	日間或臨時及短期照顧	88	<div><div></div></div> 0.7%
12	復康巴士	75	<div><div></div></div> 0.6%
13	核發身心障礙者專用停車位識別證或專用車牌	232	<div><div></div></div> 1.8%
14	公益彩券經銷商之工作能力證明	52	<div><div></div></div> 0.4%
15	承租商店攤位登記經營	26	<div><div></div></div> 0.2%
16	所得稅身心障礙者特別扣除額減免	297	<div><div></div></div> 2.3%
17	身障者或子女學雜費補助	592	<div><div></div></div> 4.5%
18	公私立幼稚園學雜費補助	69	<div><div></div></div> 0.5%
UU	不適合	0	
Warning: these figures indicate the number of cases found in the data file. They cannot be interpreted as summary statistics of the population of interest.			
# v44b: 44.以上(第43題)所列各項福利服務，您認為最需要者為何 次要			
Information	[Type= discrete] [Format=character] [Missing=*]		
Statistics [NW/ W]	[Valid=13159 /-] [Invalid=0 /-]		
Value	Label	Cases	Percentage
01	身心障礙者生活補助	963	<div><div></div></div> 7.3%
02	托育及養護費	1024	<div><div></div></div> 7.8%
03	輔具補助	802	<div><div></div></div> 6.1%
04	社會保險費補助	2553	<div><div></div></div> 19.4%
05	改善無障礙設施	291	<div><div></div></div> 2.2%
06	早期療育	194	<div><div></div></div> 1.5%
07	搭乘公民營公共交通工具或進入收費之風景區、康樂場所或文教設施	412	<div><div></div></div> 3.1%
08	租屋及購屋貸款利息補助	563	<div><div></div></div> 4.3%
09	居家照顧	587	<div><div></div></div> 4.5%
10	居家護理	245	<div><div></div></div> 1.9%
11	日間或臨時及短期照顧	202	<div><div></div></div> 1.5%
12	復康巴士	152	<div><div></div></div> 1.2%
13	核發身心障礙者專用停車位識別證或專用車牌	643	<div><div></div></div> 4.9%
14	公益彩券經銷商之工作能力證明	135	<div><div></div></div> 1.0%
15	承租商店攤位登記經營	63	<div><div></div></div> 0.5%
16	所得稅身心障礙者特別扣除額減免	771	<div><div></div></div> 5.9%
17	身障者或子女學雜費補助	1226	<div><div></div></div> 9.3%
18	公私立幼稚園學雜費補助	157	<div><div></div></div> 1.2%
UU	不適合	2176	<div><div></div></div> 16.5%
Warning: these figures indicate the number of cases found in the data file. They cannot be interpreted as summary statistics of the population of interest.			
# v44c: 44.以上(第43題)所列各項福利服務，您認為最需要者為何 再次要			
Information	[Type= discrete] [Format=character] [Missing=*]		
Statistics [NW/ W]	[Valid=13159 /-] [Invalid=0 /-]		

v44c: 44.以上(第**43**題)所列各項福利服務，您認為最需要者為何 再次要

Value	Label	Cases	Percentage
01	身心障礙者生活補助	461	<div><div></div></div> 3.5%
02	托育及養護費	384	<div><div></div></div> 2.9%
03	輔具補助	484	<div><div></div></div> 3.7%
04	社會保險費補助	1428	<div><div></div></div> 10.9%
05	改善無障礙設施	349	<div><div></div></div> 2.7%
06	早期療育	199	<div><div></div></div> 1.5%
07	搭乘公民營公共交通工具或進入收費之風景區、康樂場所或文教設施	494	<div><div></div></div> 3.8%
08	租屋及購屋貸款利息補助	547	<div><div></div></div> 4.2%
09	居家照顧	532	<div><div></div></div> 4.0%
10	居家護理	358	<div><div></div></div> 2.7%
11	日間或臨時及短期照顧	289	<div><div></div></div> 2.2%
12	復康巴士	194	<div><div></div></div> 1.5%
13	核發身心障礙者專用停車位識別證或專用車牌	520	<div><div></div></div> 4.0%
14	公益彩券經銷商之工作能力證明	127	<div><div></div></div> 1.0%
15	承租商店攤位登記經營	97	<div><div></div></div> 0.7%
16	所得稅身心障礙者特別扣除額減免	1168	<div><div></div></div> 8.9%
17	身障者或子女學雜費補助	1024	<div><div></div></div> 7.8%
18	公私立幼稚園學雜費補助	243	<div><div></div></div> 1.8%
UU	不適合	4261	<div><div></div></div> 32.4%

Warning: these figures indicate the number of cases found in the data file. They cannot be interpreted as summary statistics of the population of interest.

v45: 45.請問您是否在學中(含學前教育、成人教育、補習教育)(未滿**3**歲兒童、障礙類別為失智症、植物人者，請直接跳答**48**.題，無須答此題)

Information	[Type= discrete] [Format=character] [Missing=*]
Statistics [NW/ W]	[Valid=13159 /-] [Invalid=0 /-]

Value	Label	Cases	Percentage
1	是(請跳答第46題)	1620	<div><div></div></div> 12.3%
2	否(續答第45a題)	10599	<div><div></div></div> 80.5%
U	不適用	940	<div><div></div></div> 7.1%

Warning: these figures indicate the number of cases found in the data file. They cannot be interpreted as summary statistics of the population of interest.

v45a: 45a.請問您(未在學身心障礙者)目前是否有接受教育的需求

Information	[Type= discrete] [Format=character] [Missing=*]
Statistics [NW/ W]	[Valid=13159 /-] [Invalid=0 /-]

Value	Label	Cases	Percentage
1	需要(續答第45b題)	541	<div><div></div></div> 4.1%
2	不需要(請跳答第47題)	10058	<div><div></div></div> 76.4%
U	不適用	2560	<div><div></div></div> 19.5%

Warning: these figures indicate the number of cases found in the data file. They cannot be interpreted as summary statistics of the population of interest.

v45b: 45b.請問您需要再接受哪一階段的教育(填答後，請跳答**47**題)

Information	[Type= discrete] [Format=character] [Missing=*]
Statistics [NW/ W]	[Valid=13159 /-] [Invalid=0 /-]

Value	Label	Cases	Percentage
1	學前教育(幼稚園)	39	<div><div></div></div> 0.3%

# v45b: 45b.請問您需要再接受哪一階段的教育（填答後，請跳答47題			
Value	Label	Cases	Percentage
2	國小	16	0.1%
3	國(初)中	12	0.1%
4	高中、高職	53	0.4%
5	大專院校	100	0.8%
6	研究所以上	45	0.3%
7	成人教育(如：終身學習課程、社區學苑)	222	1.7%
8	補習教育(指補習進修學校相關正規課程)	54	0.4%
U	不適合	12618	95.9%
Warning: these figures indicate the number of cases found in the data file. They cannot be interpreted as summary statistics of the population of interest.			
# v46_1: 46.請問您是否知道目前特殊教育可提供的服務有那些 1.家庭支援服務(例如提供社會福利消息)（本題為在學者填答			
Information	[Type= discrete] [Format=character] [Missing=*]		
Statistics [NW/ W]	[Valid=13159 /-] [Invalid=0 /-]		
Value	Label	Cases	Percentage
1	不知道	1065	8.1%
2	知道並已利用，覺得滿意	99	0.8%
3	知道並已利用，覺得尚可	147	1.1%
4	知道並已利用，覺得不滿意	41	0.3%
5	知道但未利用，覺得不需要	239	1.8%
6	知道但未利用，覺得申請麻煩	8	0.1%
7	知道但未利用，覺得申請不通過	4	0.0%
8	其他	17	0.1%
U	不適用	11539	87.7%
Warning: these figures indicate the number of cases found in the data file. They cannot be interpreted as summary statistics of the population of interest.			
# v46_2: 46.請問您是否知道目前特殊教育可提供的服務有那些 2.上下學的接送服務或交通補助（本題為在學者填答			
Information	[Type= discrete] [Format=character] [Missing=*]		
Statistics [NW/ W]	[Valid=13159 /-] [Invalid=0 /-]		
Value	Label	Cases	Percentage
1	不知道	718	5.5%
2	知道並已利用，覺得滿意	243	1.8%
3	知道並已利用，覺得尚可	207	1.6%
4	知道並已利用，覺得不滿意	69	0.5%
5	知道但未利用，覺得不需要	323	2.5%
6	知道但未利用，覺得申請麻煩	16	0.1%
7	知道但未利用，覺得申請不通過	15	0.1%
8	其他	29	0.2%
U	不適用	11539	87.7%
Warning: these figures indicate the number of cases found in the data file. They cannot be interpreted as summary statistics of the population of interest.			
# v46_3: 46.請問您是否知道目前特殊教育可提供的服務有那些 3.獎助學金或減免學雜費（本題為在學者填答			
Information	[Type= discrete] [Format=character] [Missing=*]		
Statistics [NW/ W]	[Valid=13159 /-] [Invalid=0 /-]		
Value	Label	Cases	Percentage
1	不知道	355	2.7%

v46_3: 46.請問您是否知道目前特殊教育可提供的服務有那些 3.獎助學金或減免學雜費（本題為在學者填答

Value	Label	Cases	Percentage
2	知道並已利用，覺得滿意	473	3.6%
3	知道並已利用，覺得尚可	471	3.6%
4	知道並已利用，覺得不滿意	102	0.8%
5	知道但未利用，覺得不需要	130	1.0%
6	知道但未利用，覺得申請麻煩	19	0.1%
7	知道但未利用，覺得申請不通過	33	0.3%
8	其他	37	0.3%
U	不適用	11539	87.7%

Warning: these figures indicate the number of cases found in the data file. They cannot be interpreted as summary statistics of the population of interest.

v46_4: 46.請問您是否知道目前特殊教育可提供的服務有那些 4.學習輔具(例如盲用電腦、助聽器)（本題為在學者填答

Information	[Type= discrete] [Format=character] [Missing=*]
Statistics [NW/ W]	[Valid=13159 /-] [Invalid=0 /-]

Value	Label	Cases	Percentage
1	不知道	575	4.4%
2	知道並已利用，覺得滿意	62	0.5%
3	知道並已利用，覺得尚可	75	0.6%
4	知道並已利用，覺得不滿意	27	0.2%
5	知道但未利用，覺得不需要	840	6.4%
6	知道但未利用，覺得申請麻煩	16	0.1%
7	知道但未利用，覺得申請不通過	8	0.1%
8	其他	17	0.1%
U	不適用	11539	87.7%

Warning: these figures indicate the number of cases found in the data file. They cannot be interpreted as summary statistics of the population of interest.

v46_5: 46.請問您是否知道目前特殊教育可提供的服務有那些 5.提供大字課本、點字書或有聲書（本題為在學者填答

Information	[Type= discrete] [Format=character] [Missing=*]
Statistics [NW/ W]	[Valid=13159 /-] [Invalid=0 /-]

Value	Label	Cases	Percentage
1	不知道	615	4.7%
2	知道並已利用，覺得滿意	39	0.3%
3	知道並已利用，覺得尚可	48	0.4%
4	知道並已利用，覺得不滿意	13	0.1%
5	知道但未利用，覺得不需要	879	6.7%
6	知道但未利用，覺得申請麻煩	11	0.1%
7	知道但未利用，覺得申請不通過	5	0.0%
8	其他	10	0.1%
U	不適用	11539	87.7%

Warning: these figures indicate the number of cases found in the data file. They cannot be interpreted as summary statistics of the population of interest.

v46_6: 46.請問您是否知道目前特殊教育可提供的服務有那些 6.適當的考試服務措施（本題為在學者填答

Information	[Type= discrete] [Format=character] [Missing=*]
Statistics [NW/ W]	[Valid=13159 /-] [Invalid=0 /-]

v46_6: 46.請問您是否知道目前特殊教育可提供的服務有那些 6.適當的考試服務措施（本題為在學者填答

Value	Label	Cases	Percentage
1	不知道	668	5.1%
2	知道並已利用，覺得滿意	65	0.5%
3	知道並已利用，覺得尚可	126	1.0%
4	知道並已利用，覺得不滿意	25	0.2%
5	知道但未利用，覺得不需要	700	5.3%
6	知道但未利用，覺得申請麻煩	5	0.0%
7	知道但未利用，覺得申請不通過	2	0.0%
8	其他	29	0.2%
U	不適用	11539	87.7%

Warning: these figures indicate the number of cases found in the data file. They cannot be interpreted as summary statistics of the population of interest.

v46_7: 46.請問您是否知道目前特殊教育可提供的服務有那些 7.無障礙環境（本題為在學者填答

Information	[Type= discrete] [Format=character] [Missing=*]
Statistics [NW/ W]	[Valid=13159 /-] [Invalid=0 /-]

Value	Label	Cases	Percentage
1	不知道	436	3.3%
2	知道並已利用，覺得滿意	95	0.7%
3	知道並已利用，覺得尚可	167	1.3%
4	知道並已利用，覺得不滿意	63	0.5%
5	知道但未利用，覺得不需要	845	6.4%
6	知道但未利用，覺得申請麻煩	5	0.0%
7	知道但未利用，覺得申請不通過	0	
8	其他	9	0.1%
U	不適用	11539	87.7%

Warning: these figures indicate the number of cases found in the data file. They cannot be interpreted as summary statistics of the population of interest.

v46_8: 46.請問您是否知道目前特殊教育可提供的服務有那些 8.特教（輔導老師之協助（本題為在學者填答

Information	[Type= discrete] [Format=character] [Missing=*]
Statistics [NW/ W]	[Valid=13159 /-] [Invalid=0 /-]

Value	Label	Cases	Percentage
1	不知道	361	2.7%
2	知道並已利用，覺得滿意	462	3.5%
3	知道並已利用，覺得尚可	315	2.4%
4	知道並已利用，覺得不滿意	72	0.5%
5	知道但未利用，覺得不需要	367	2.8%
6	知道但未利用，覺得申請麻煩	9	0.1%
7	知道但未利用，覺得申請不通過	3	0.0%
8	其他	31	0.2%
U	不適用	11539	87.7%

Warning: these figures indicate the number of cases found in the data file. They cannot be interpreted as summary statistics of the population of interest.

v47a: 47.您認為政府對身心障礙者的教育，應該優先辦理的項目是什麼 第一優先

Information	[Type= discrete] [Format=character] [Missing=*]
Statistics [NW/ W]	[Valid=13159 /-] [Invalid=0 /-]

Value	Label	Cases	Percentage
1	12年國民義務教育	3333	25.3%

v47a: 47.您認為政府對身心障礙者的教育，應該優先辦理的項目是什麼 第一優先

Value	Label	Cases	Percentage
2	提供學習輔具	998	<div><div></div></div> 7.6%
3	依需求提供學雜費補助	3706	<div><div></div></div> 28.2%
4	依需求提供接送上下學	708	<div><div></div></div> 5.4%
5	提供獎助學金	746	<div><div></div></div> 5.7%
6	成人教育	657	<div><div></div></div> 5.0%
7	補習教育	167	<div><div></div></div> 1.3%
8	升學考試或國家考試的計分優待	607	<div><div></div></div> 4.6%
9	其他	1297	<div><div></div></div> 9.9%
U	不適用	940	<div><div></div></div> 7.1%

Warning: these figures indicate the number of cases found in the data file. They cannot be interpreted as summary statistics of the population of interest.

v47b: 47.您認為政府對身心障礙者的教育，應該優先辦理的項目是什麼 第二優先

Information	[Type= discrete] [Format=character] [Missing=*]
Statistics [NW/ W]	[Valid=13159 /-] [Invalid=0 /-]

Value	Label	Cases	Percentage
1	12年國民義務教育	843	<div><div></div></div> 6.4%
2	提供學習輔具	1181	<div><div></div></div> 9.0%
3	依需求提供學雜費補助	3026	<div><div></div></div> 23.0%
4	依需求提供接送上下學	1147	<div><div></div></div> 8.7%
5	提供獎助學金	2166	<div><div></div></div> 16.5%
6	成人教育	625	<div><div></div></div> 4.7%
7	補習教育	419	<div><div></div></div> 3.2%
8	升學考試或國家考試的計分優待	674	<div><div></div></div> 5.1%
9	其他	22	<div><div></div></div> 0.2%
U	不適用	3056	<div><div></div></div> 23.2%

Warning: these figures indicate the number of cases found in the data file. They cannot be interpreted as summary statistics of the population of interest.

v47c: 47.您認為政府對身心障礙者的教育，應該優先辦理的項目是什麼 第三優先

Information	[Type= discrete] [Format=character] [Missing=*]
Statistics [NW/ W]	[Valid=13159 /-] [Invalid=0 /-]

Value	Label	Cases	Percentage
1	12年國民義務教育	724	<div><div></div></div> 5.5%
2	提供學習輔具	741	<div><div></div></div> 5.6%
3	依需求提供學雜費補助	1730	<div><div></div></div> 13.1%
4	依需求提供接送上下學	1073	<div><div></div></div> 8.2%
5	提供獎助學金	1819	<div><div></div></div> 13.8%
6	成人教育	647	<div><div></div></div> 4.9%
7	補習教育	639	<div><div></div></div> 4.9%
8	升學考試或國家考試的計分優待	1523	<div><div></div></div> 11.6%
9	其他	19	<div><div></div></div> 0.1%
U	不適用	4244	<div><div></div></div> 32.3%

Warning: these figures indicate the number of cases found in the data file. They cannot be interpreted as summary statistics of the population of interest.

v48: 48.您在95年9月15日那一週間主要在做什麼(15歲以下即80年6月30日後出生者免填並結束訪查)

Information	[Type= discrete] [Format=character] [Missing=*]
Statistics [NW/ W]	[Valid=13159 /-] [Invalid=0 /-]

v48: 48.您在95年9月15日那一週間主要在做什麼(15歲以下即80年6月30日後出生者免填並結束訪查)

Value	Label	Cases	Percentage
01	從事某種工作（接問附表一	2296	<div><div></div></div> 17.4%
02	有工作而未做，但領有報酬（接問附表一	13	<div><div></div></div> 0.1%
03	利用課餘或假期工作（接問附表一	25	<div><div></div></div> 0.2%
04	家事餘暇從事工作（接問附表一	157	<div><div></div></div> 1.2%
05	在找尋工作或等待恢復工作而無報酬（接問附表二	503	<div><div></div></div> 3.8%
06	有工作能力且想工作，但未去找工作（接問附表三	348	<div><div></div></div> 2.6%
07	幫忙家務(兼有工作者選(4))（接問附表一	787	<div><div></div></div> 6.0%
08	在家或準備升學(兼有工作者選(3))（接問附表一	376	<div><div></div></div> 2.9%
09	身體重度障礙，無法工作（接問附表三	3199	<div><div></div></div> 24.3%
10	已退休(未滿65歲)（接問附表三	463	<div><div></div></div> 3.5%
11	高齡(65歲以上)（接問附表三	3272	<div><div></div></div> 24.9%
12	其他（接問附表三	286	<div><div></div></div> 2.2%
UU	不適用	1434	<div><div></div></div> 10.9%

Warning: these figures indicate the number of cases found in the data file. They cannot be interpreted as summary statistics of the population of interest.

card7: 卡號7

Information	[Type= discrete] [Format=character] [Missing=*]
Statistics [NW/ W]	[Valid=13159 /-] [Invalid=0 /-]

Value	Label	Cases	Percentage
7		13159	<div><div></div></div> 100.0%

Warning: these figures indicate the number of cases found in the data file. They cannot be interpreted as summary statistics of the population of interest.

v49a: 49.請問您在目前的工作場所工作多久年 不滿一年者為0（均填整數

Information	[Type= continuous] [Format=numeric] [Range= 0-60] [Missing=*]
Statistics [NW/ W]	[Valid=2491 /-] [Invalid=10668 /-] [Mean=8.8 /-] [StdDev=10.203 /-]

v49b: 49.請問您在目前的工作場所工作多久月（均填整數

Information	[Type= discrete] [Format=numeric] [Range= 0-11] [Missing=*]
Statistics [NW/ W]	[Valid=2491 /-] [Invalid=10668 /-]

Value	Label	Cases	Percentage
0		1191	<div><div></div></div> 47.8%
1		175	<div><div></div></div> 7.0%
2		183	<div><div></div></div> 7.3%
3		166	<div><div></div></div> 6.7%
4		83	<div><div></div></div> 3.3%
5		93	<div><div></div></div> 3.7%
6		306	<div><div></div></div> 12.3%
7		55	<div><div></div></div> 2.2%
8		66	<div><div></div></div> 2.6%
9		51	<div><div></div></div> 2.0%
10		93	<div><div></div></div> 3.7%
11		29	<div><div></div></div> 1.2%
Sysmiss		10668	

Warning: these figures indicate the number of cases found in the data file. They cannot be interpreted as summary statistics of the population of interest.

v49c: 49.總工作年資年 不滿一年者為0（均填整數

Information	[Type= continuous] [Format=numeric] [Range= 0-65] [Missing=*]
-------------	---

# v49c: 49.總工作年資年 不滿一年者為0 （均填整數）			
Statistics [NW/ W]		[Valid=2491 /-] [Invalid=10668 /-] [Mean=15.882 /-] [StdDev=11.793 /-]	
# v49d: 49.總工作年資月 （均填整數）			
Information		[Type= discrete] [Format=numeric] [Range= 0-11] [Missing=*]	
Statistics [NW/ W]		[Valid=2491 /-] [Invalid=10668 /-]	
Value	Label	Cases	Percentage
0		1561	<div><div></div></div> 62.7%
1		100	<div><div></div></div> 4.0%
2		171	<div><div></div></div> 6.9%
3		104	<div><div></div></div> 4.2%
4		46	<div><div></div></div> 1.8%
5		78	<div><div></div></div> 3.1%
6		223	<div><div></div></div> 9.0%
7		27	<div><div></div></div> 1.1%
8		61	<div><div></div></div> 2.4%
9		38	<div><div></div></div> 1.5%
10		62	<div><div></div></div> 2.5%
11		20	<div><div></div></div> 0.8%
Sysmiss		10668	
Warning: these figures indicate the number of cases found in the data file. They cannot be interpreted as summary statistics of the population of interest.			
# v50: 50.發生身心障礙以來您做過幾個工作(包括目前的工作) 個			
Information		[Type= continuous] [Format=numeric] [Range= 1-40] [Missing=*]	
Statistics [NW/ W]		[Valid=2491 /-] [Invalid=10668 /-] [Mean=2.638 /-] [StdDev=2.969 /-]	
# v51: 51.請問您是如何找到目前的工作			
Information		[Type= discrete] [Format=numeric] [Range= 1-12] [Missing=*]	
Statistics [NW/ W]		[Valid=2491 /-] [Invalid=10668 /-]	
Value	Label	Cases	Percentage
1	親朋介紹	982	<div><div></div></div> 39.4%
2	考試分發	118	<div><div></div></div> 4.7%
3	師長介紹	36	<div><div></div></div> 1.4%
4	民意代表介紹	14	<div><div></div></div> 0.6%
5	就業服務機構轉介	64	<div><div></div></div> 2.6%
6	社會福利機構轉介	83	<div><div></div></div> 3.3%
7	職業訓練機構轉介	25	<div><div></div></div> 1.0%
8	自己應徵	553	<div><div></div></div> 22.2%
9	電子媒體求職(含人力銀行)	26	<div><div></div></div> 1.0%
10	學校就業輔導單位	31	<div><div></div></div> 1.2%
11	報紙廣告招貼	61	<div><div></div></div> 2.4%
12	其他	498	<div><div></div></div> 20.0%
Sysmiss		10668	
Warning: these figures indicate the number of cases found in the data file. They cannot be interpreted as summary statistics of the population of interest.			
# v52: 52.請問您目前從事何種行業			
Information		[Type= discrete] [Format=numeric] [Range= 1-19] [Missing=*]	
Statistics [NW/ W]		[Valid=2491 /-] [Invalid=10668 /-]	

v52: 52.請問您目前從事何種行業

Value	Label	Cases	Percentage
1	農、林、漁、牧業	201	8.1%
2	礦業及土石採取業	15	0.6%
3	製造業	554	22.2%
4	電力及燃氣供應業	25	1.0%
5	用水供應及污染整治業	23	0.9%
6	營造業	141	5.7%
7	批發及零售業	195	7.8%
8	運輸及倉儲業	74	3.0%
9	住宿及餐飲業	130	5.2%
10	資訊及通訊傳播業	63	2.5%
11	金融及保險業	50	2.0%
12	不動產業	9	0.4%
13	專業、科學及技術服務業	103	4.1%
14	支援服務業	54	2.2%
15	公共行政及國防強制性社會安全	81	3.3%
16	教育服務業	100	4.0%
17	醫療保健及社會工作服務業	77	3.1%
18	藝術、娛樂及休閒服務業	29	1.2%
19	其他服務業	567	22.8%
Sysmiss		10668	

Warning: these figures indicate the number of cases found in the data file. They cannot be interpreted as summary statistics of the population of interest.

v53: 53.請問您目前擔任的職務是什麼

Information	[Type= discrete] [Format=character] [Missing=*]
Statistics [NW/ W]	[Valid=13159 /-] [Invalid=0 /-]

Value	Label	Cases	Percentage
1	民意代表、行政主管、企業主管及經理人員	90	0.7%
2	專業人員	300	2.3%
3	技術員及助理專業人員	163	1.2%
4	事務工作人員	222	1.7%
5	服務工作人員及售貨員	496	3.8%
6	農、林、漁、牧工作人員	169	1.3%
7	技術工、機械設備操作工及組裝工	392	3.0%
8	非技術工及體力工	659	5.0%
U	不適用	10668	81.1%

Warning: these figures indicate the number of cases found in the data file. They cannot be interpreted as summary statistics of the population of interest.

v54: 54.請問您在工作場所內身分是什麼

Information	[Type= discrete] [Format=character] [Missing=*]
Statistics [NW/ W]	[Valid=13159 /-] [Invalid=0 /-]

Value	Label	Cases	Percentage
1	雇主	115	0.9%
2	自營作業者	485	3.7%
3	無酬家屬工作者	81	0.6%
4	受私人僱用	1478	11.2%

# v54: 54.請問您在工作場所內身分是什麼			
Value	Label	Cases	Percentage
5	受政府僱用	332	2.5%
U	不適用	10668	81.1%
Warning: these figures indicate the number of cases found in the data file. They cannot be interpreted as summary statistics of the population of interest.			
# v55a: 55.請問您在工作場所內，平均每週工作天數為天（請填至小數一位			
Information	[Type= discrete] [Format=character] [Missing=*]		
Statistics [NW/ W]	[Valid=13159 /-] [Invalid=0 /-]		
Value	Label	Cases	Percentage
0.0		2	0.0%
0.1		1	0.0%
0.5		3	0.0%
1.0		26	0.2%
1.5		3	0.0%
2.0		48	0.4%
2.5		6	0.0%
3.0		139	1.1%
3.5		13	0.1%
3.7		1	0.0%
3.8		1	0.0%
4.0		148	1.1%
4.5		8	0.1%
5.0		925	7.0%
5.1		1	0.0%
5.2		2	0.0%
5.3		1	0.0%
5.5		95	0.7%
5.6		1	0.0%
5.7		1	0.0%
6.0		642	4.9%
6.3		2	0.0%
6.5		24	0.2%
6.8		2	0.0%
7.0		396	3.0%
UUU	不適用	10668	81.1%
Warning: these figures indicate the number of cases found in the data file. They cannot be interpreted as summary statistics of the population of interest.			
# v55b: 55.請問您在工作場所內，平均每週正常工作時數小時（請填至小數一位			
Information	[Type= discrete] [Format=character] [Missing=*]		
Statistics [NW/ W]	[Valid=13159 /-] [Invalid=0 /-]		
Value	Label	Cases	Percentage
00.0		2	0.0%
01.0		3	0.0%
01.7		1	0.0%
02.0		8	0.1%
03.0		12	0.1%
04.0		13	0.1%

v55b: 55.請問您在工作場所內，平均每週正常工作時數小時（請填至小數一位

Value	Label	Cases	Percentage
05.0		8	0.1%
06.0		22	0.2%
07.0		15	0.1%
07.5		2	0.0%
08.0		121	0.9%
08.2		1	0.0%
08.8		1	0.0%
09.0		18	0.1%
09.8		1	0.0%
10.0		48	0.4%
10.5		2	0.0%
11.0		3	0.0%
12.0		43	0.3%
13.0		4	0.0%
13.5		2	0.0%
14.0		10	0.1%
14.2		1	0.0%
15.0		24	0.2%
15.5		1	0.0%
16.0		28	0.2%
17.0		1	0.0%
18.0		6	0.0%
20.0		56	0.4%
21.0		19	0.1%
22.0		3	0.0%
22.5		2	0.0%
23.0		1	0.0%
24.0		90	0.7%
24.5		1	0.0%
25.0		10	0.1%
25.5		1	0.0%
27.0		5	0.0%
27.3		1	0.0%
27.5		1	0.0%
28.0		26	0.2%
29.3		1	0.0%
30.0		56	0.4%
32.0		53	0.4%
33.0		1	0.0%
35.0		41	0.3%
36.0		29	0.2%
38.0		1	0.0%
38.5		1	0.0%
39.0		3	0.0%
39.5		1	0.0%

v55b: 55.請問您在工作場所內，平均每週正常工作時數小時（請填至小數一位

Value	Label	Cases	Percentage
40.0		639	4.9%
40.2		2	0.0%
40.5		2	0.0%
41.3		1	0.0%
41.5		1	0.0%
42.0		51	0.4%
42.5		4	0.0%
43.0		1	0.0%
44.0		75	0.6%
44.4		1	0.0%
44.5		2	0.0%
44.6		1	0.0%
45.0		39	0.3%
45.5		1	0.0%
46.0		5	0.0%
46.5		1	0.0%
47.0		3	0.0%
48.0		342	2.6%
48.2		1	0.0%
48.5		1	0.0%
49.0		11	0.1%
50.0		46	0.3%
50.3		1	0.0%
51.0		6	0.0%
51.5		1	0.0%
52.0		6	0.0%
53.5		1	0.0%
54.0		29	0.2%
55.0		7	0.1%
56.0		78	0.6%
57.0		4	0.0%
58.0		2	0.0%
59.5		1	0.0%
60.0		70	0.5%
60.3		2	0.0%
60.5		1	0.0%
62.0		3	0.0%
62.5		1	0.0%
63.0		6	0.0%
64.0		2	0.0%
64.6		1	0.0%
65.0		4	0.0%
66.0		12	0.1%
66.5		1	0.0%
67.0		1	0.0%

v55b: 55.請問您在工作場所內，平均每週正常工作時數小時（請填至小數一位）

Value	Label	Cases	Percentage
68.0		1	0.0%
70.0		44	0.3%
72.0		50	0.4%
75.0		2	0.0%
77.0		7	0.1%
78.0		8	0.1%
78.2		1	0.0%
78.5		1	0.0%
80.0		5	0.0%
81.0		1	0.0%
81.6		1	0.0%
82.0		1	0.0%
83.0		1	0.0%
84.0		61	0.5%
84.4		1	0.0%
84.5		1	0.0%
90.0		2	0.0%
91.0		2	0.0%
94.0		1	0.0%
94.3		1	0.0%
95.0		1	0.0%
96.0		1	0.0%
98.0		9	0.1%
99.0		6	0.0%
99.9		8	0.1%
UUUU	不適用	10668	81.1%

Warning: these figures indicate the number of cases found in the data file. They cannot be interpreted as summary statistics of the population of interest.

v55c: 55.請問您在工作場所內，平均每週加班工時小時（請填至小數一位）

Information	[Type= discrete] [Format=character] [Missing=*]		
Statistics [NW/ W]	[Valid=13159 /-] [Invalid=0 /-]		
Value	Label	Cases	Percentage
0.00		1	0.0%
00	無加班工時	0	
00.0		2002	15.2%
00.5		1	0.0%
0000		110	0.8%
01.0		19	0.1%
01.5		2	0.0%
02.0		40	0.3%
02.2		1	0.0%
02.5		2	0.0%
03.0		39	0.3%
03.5		1	0.0%
04.0		37	0.3%

v55c: 55.請問您在工作場所內，平均每週加班工時小時（請填至小數一位）

Value	Label	Cases	Percentage
04.5		1	0.0%
05.0		25	0.2%
05.2		1	0.0%
05.5		1	0.0%
06.0		23	0.2%
06.5		1	0.0%
07.0		8	0.1%
07.5		3	0.0%
08.0		38	0.3%
09.0		5	0.0%
09.2		1	0.0%
10.0		42	0.3%
11.5		1	0.0%
12.0		20	0.2%
12.3		1	0.0%
14.0		5	0.0%
15.0		11	0.1%
16.0		11	0.1%
16.5		1	0.0%
17.0		1	0.0%
18.0		6	0.0%
18.5		1	0.0%
20.0		11	0.1%
21.0		1	0.0%
22.6		1	0.0%
24.0		6	0.0%
25.0		1	0.0%
28.0		1	0.0%
32.0		1	0.0%
35.0		2	0.0%
36.0		1	0.0%
40.0		2	0.0%
42.0		1	0.0%
42.5		1	0.0%
UUUU		10668	81.1%

Warning: these figures indicate the number of cases found in the data file. They cannot be interpreted as summary statistics of the population of interest.

v56: 56.請問您在工作場所內之薪資或收入為何(填整數)(從業身分為受僱者請問問項(1).為雇主、自營作業者請問問項(2)無酬家屬工作者，請跳詢問項57)

Information	[Type= discrete] [Format=character] [Missing=*]		
Statistics [NW/ W]	[Valid=13159 /-] [Invalid=0 /-]		
Value	Label	Cases	Percentage
1	月薪制	1210	9.2%
2	日薪制	325	2.5%
3	時薪制	136	1.0%

v56: 56.請問您在工作場所內之薪資或收入為何(填整數)(從業身分為受僱者請問問項(1).為雇主、自營作業者請問問項(2)無酬家屬工作者，請跳詢問項57)

Value	Label	Cases	Percentage
4	按件計酬	139	1.1%
5	為雇主、自營作業者平均每月淨收入	600	4.6%
U	不適用	10749	81.7%

Warning: these figures indicate the number of cases found in the data file. They cannot be interpreted as summary statistics of the population of interest.

v56a: 56.平均每月薪資為__元

Information	[Type= discrete] [Format=character] [Missing=*]
-------------	---

Statistics [NW/ W]	[Valid=13159 /-] [Invalid=0 /-]
--------------------	---------------------------------

Value	Label	Cases	Percentage
000000		9	0.1%
000200		2	0.0%
000400		1	0.0%
000450		1	0.0%
000500		3	0.0%
000560		1	0.0%
000600		2	0.0%
000700		2	0.0%
000800		3	0.0%
001000		12	0.1%
001080		1	0.0%
001200		2	0.0%
001500		7	0.1%
001800		3	0.0%
001900		1	0.0%
002000		19	0.1%
002100		1	0.0%
002200		1	0.0%
002300		2	0.0%
002400		2	0.0%
002500		7	0.1%
002600		2	0.0%
002800		1	0.0%
003000		40	0.3%
003200		2	0.0%
003333		1	0.0%
004000		18	0.1%
004200		1	0.0%
004500		6	0.0%
004800		3	0.0%
005000		77	0.6%
005100		1	0.0%
005200		2	0.0%
005400		1	0.0%
005500		3	0.0%

v56a: 56.平均每月薪資為___元

Value	Label	Cases	Percentage
005600		2	0.0%
005760		1	0.0%
006000		26	0.2%
006400		4	0.0%
006500		3	0.0%
007000		12	0.1%
007200		6	0.0%
007500		5	0.0%
007680		1	0.0%
007920		1	0.0%
008000		37	0.3%
008400		1	0.0%
008500		2	0.0%
009000		15	0.1%
009200		1	0.0%
009250		1	0.0%
009600		7	0.1%
010000		111	0.8%
010500		1	0.0%
010560		1	0.0%
010600		1	0.0%
010800		2	0.0%
010844		1	0.0%
011000		12	0.1%
011200		3	0.0%
012000		61	0.5%
012060		1	0.0%
012100		1	0.0%
012480		1	0.0%
012500		2	0.0%
012600		1	0.0%
012800		2	0.0%
013000		19	0.1%
013200		2	0.0%
013400		1	0.0%
013500		3	0.0%
013600		1	0.0%
014000		16	0.1%
014400		3	0.0%
014500		4	0.0%
014800		1	0.0%
015000		142	1.1%
015300		1	0.0%
015390		1	0.0%
015400		9	0.1%

v56a: 56.平均每月薪資為—元

Value	Label	Cases	Percentage
015470		1	0.0%
015500		1	0.0%
015600		4	0.0%
015670		1	0.0%
015750		1	0.0%
015800		4	0.0%
015840		17	0.1%
016000		58	0.4%
016250		1	0.0%
016300		1	0.0%
016320		1	0.0%
016400		2	0.0%
016460		1	0.0%
016500		9	0.1%
016720		1	0.0%
016780		1	0.0%
016800		4	0.0%
017000		30	0.2%
017250		1	0.0%
017400		1	0.0%
017500		8	0.1%
017600		10	0.1%
018000		91	0.7%
018500		3	0.0%
018600		1	0.0%
018720		2	0.0%
018750		1	0.0%
019000		16	0.1%
019040		1	0.0%
019100		1	0.0%
019200		3	0.0%
019400		1	0.0%
019500		2	0.0%
019800		2	0.0%
019811		1	0.0%
020000		226	1.7%
020500		2	0.0%
020800		2	0.0%
021000		42	0.3%
021930		1	0.0%
022000		55	0.4%
022176		1	0.0%
022400		1	0.0%
022500		4	0.0%
022800		1	0.0%

v56a: 56.平均每月薪資為—元

Value	Label	Cases	Percentage
023000		38	0.3%
023200		1	0.0%
023500		2	0.0%
023890		1	0.0%
024000		41	0.3%
024112		3	0.0%
024800		1	0.0%
025000		160	1.2%
026000		26	0.2%
026082		1	0.0%
026800		1	0.0%
027000		12	0.1%
027300		1	0.0%
027500		1	0.0%
027800		1	0.0%
028000		42	0.3%
028800		2	0.0%
029000		10	0.1%
029300		1	0.0%
029500		2	0.0%
030000		183	1.4%
030020		1	0.0%
030800		1	0.0%
031000		9	0.1%
031200		1	0.0%
032000		27	0.2%
033000		14	0.1%
034000		5	0.0%
035000		61	0.5%
035500		1	0.0%
036000		12	0.1%
036400		1	0.0%
036500		1	0.0%
036800		1	0.0%
037000		4	0.0%
037500		1	0.0%
037848		1	0.0%
038000		8	0.1%
040000		70	0.5%
041000		1	0.0%
041600		1	0.0%
042000		8	0.1%
043000		4	0.0%
044000		1	0.0%
044500		1	0.0%

v56a: 56.平均每月薪資為__元

Value	Label	Cases	Percentage
045000		37	0.3%
046000		2	0.0%
047000		3	0.0%
048000		8	0.1%
049000		1	0.0%
050000		68	0.5%
051000		1	0.0%
052000		2	0.0%
053500		1	0.0%
054000		2	0.0%
055000		9	0.1%
056000		2	0.0%
056819		1	0.0%
057000		1	0.0%
058000		1	0.0%
059000		1	0.0%
060000		56	0.4%
062000		1	0.0%
063000		1	0.0%
064000		1	0.0%
065000		4	0.0%
067000		1	0.0%
070000		14	0.1%
071000		1	0.0%
072000		1	0.0%
075000		4	0.0%
080000		9	0.1%
085000		3	0.0%
090000		1	0.0%
100000		12	0.1%
102000		1	0.0%
120000		4	0.0%
150000		2	0.0%
200000		2	0.0%
UUUUUU	不適用	10749	81.7%

Warning: these figures indicate the number of cases found in the data file. They cannot be interpreted as summary statistics of the population of interest.

v56b: 56.加班費__元

Information	[Type= discrete] [Format=character] [Missing=*]		
Statistics [NW/ W]	[Valid=13159 /-] [Invalid=0 /-]		
Value	Label	Cases	Percentage
000000		1389	10.6%
000002		1	0.0%
000072		1	0.0%
000090		1	0.0%

v56b: 56.加班費—元

Value	Label	Cases	Percentage
000100		1	0.0%
000150		1	0.0%
000200		3	0.0%
000250		2	0.0%
000255		1	0.0%
000440		1	0.0%
000480		2	0.0%
000500		5	0.0%
000540		1	0.0%
000700		1	0.0%
000720		1	0.0%
000800		7	0.1%
000810		1	0.0%
000900		1	0.0%
001000		23	0.2%
001010		1	0.0%
001020		1	0.0%
001080		1	0.0%
001120		1	0.0%
001200		1	0.0%
001400		1	0.0%
001500		9	0.1%
001600		4	0.0%
001691		1	0.0%
001914		1	0.0%
002000		52	0.4%
002100		3	0.0%
002200		3	0.0%
002300		1	0.0%
002400		6	0.0%
002500		8	0.1%
002600		1	0.0%
003000		40	0.3%
003200		4	0.0%
003500		3	0.0%
003920		1	0.0%
004000		14	0.1%
004500		1	0.0%
004680		1	0.0%
004700		1	0.0%
004800		1	0.0%
005000		21	0.2%
005500		1	0.0%
006000		5	0.0%
006840		1	0.0%

# v56b: 56.加班費—元			
Value	Label	Cases	Percentage
007000		6	0.0%
007200		1	0.0%
007500		1	0.0%
008000		6	0.0%
009000		1	0.0%
010000		8	0.1%
011000		1	0.0%
012000		4	0.0%
014000		2	0.0%
015000		5	0.0%
019000		1	0.0%
020000		3	0.0%
UUUUUU	不適用	11488	87.3%
Warning: these figures indicate the number of cases found in the data file. They cannot be interpreted as summary statistics of the population of interest.			
# v56c: 56.平均每日薪資為—元			
Information		[Type= discrete] [Format=character] [Missing=*]	
Statistics [NW/ W]		[Valid=13159 /-] [Invalid=0 /-]	
Value	Label	Cases	Percentage
00050		1	0.0%
00100		2	0.0%
00110		1	0.0%
00120		1	0.0%
00150		1	0.0%
00200		5	0.0%
00280		1	0.0%
00300		6	0.0%
00400		8	0.1%
00430		1	0.0%
00450		1	0.0%
00500		24	0.2%
00510		1	0.0%
00525		1	0.0%
00530		1	0.0%
00550		2	0.0%
00573		1	0.0%
00600		25	0.2%
00640		1	0.0%
00650		4	0.0%
00680		1	0.0%
00700		23	0.2%
00720		2	0.0%
00743		1	0.0%
00750		5	0.0%
00760		2	0.0%

v56c: 56.平均每日薪資為—元

Value	Label	Cases	Percentage
00775		1	0.0%
00800		50	0.4%
00815		1	0.0%
00823		1	0.0%
00845		1	0.0%
00850		2	0.0%
00900		11	0.1%
00919		1	0.0%
00923		1	0.0%
00950		1	0.0%
01000		36	0.3%
01100		3	0.0%
01200		21	0.2%
01250		2	0.0%
01300		8	0.1%
01330		1	0.0%
01400		2	0.0%
01450		1	0.0%
01500		30	0.2%
01600		4	0.0%
01700		2	0.0%
01800		2	0.0%
01900		1	0.0%
02000		14	0.1%
02187		1	0.0%
02200		1	0.0%
02300		1	0.0%
02500		2	0.0%
02800		1	0.0%
UUUUU	不適用	12834	97.5%

Warning: these figures indicate the number of cases found in the data file. They cannot be interpreted as summary statistics of the population of interest.

v56d: 56.平均每小時薪資為—元

Information	[Type= discrete] [Format=character] [Missing=*]		
Statistics [NW/ W]	[Valid=13159 /-] [Invalid=0 /-]		
Value	Label	Cases	Percentage
0010		1	0.0%
0040		1	0.0%
0050		5	0.0%
0060		5	0.0%
0062		1	0.0%
0065		1	0.0%
0066		1	0.0%
0070		14	0.1%
0072		2	0.0%

v56d: 56.平均每小時薪資為—元

Value	Label	Cases	Percentage
0075		11	0.1%
0080		30	0.2%
0081		1	0.0%
0082		2	0.0%
0085		9	0.1%
0086		2	0.0%
0088		3	0.0%
0090		8	0.1%
0095		6	0.0%
0100		12	0.1%
0105		2	0.0%
0110		2	0.0%
0120		2	0.0%
0125		1	0.0%
0144		1	0.0%
0150		1	0.0%
0180		2	0.0%
0200		2	0.0%
0250		2	0.0%
0260		1	0.0%
0300		1	0.0%
0350		1	0.0%
0400		1	0.0%
0600		1	0.0%
0700		1	0.0%
UUUU	不適用	13023	99.0%

Warning: these figures indicate the number of cases found in the data file. They cannot be interpreted as summary statistics of the population of interest.

v57: 57.請問您在工作場所中，有沒有因身心障礙者的身分而受到不公平待遇的經驗

Information	[Type= discrete] [Format=character] [Missing=*]
Statistics [NW/ W]	[Valid=13159 /-] [Invalid=0 /-]

Value	Label	Cases	Percentage
1	有	287	2.2%
2	沒有	2204	16.7%
U	不適用	10668	81.1%

Warning: these figures indicate the number of cases found in the data file. They cannot be interpreted as summary statistics of the population of interest.

v57_1: 57.有(在工作場所受到不公平待遇)，其不公平措施為：(可複選)(1)工作配置

Information	[Type= discrete] [Format=character] [Missing=*]
Statistics [NW/ W]	[Valid=13159 /-] [Invalid=0 /-]

Value	Label	Cases	Percentage
1	是	119	0.9%
2	否	168	1.3%
U	不適用	12872	97.8%

Warning: these figures indicate the number of cases found in the data file. They cannot be interpreted as summary statistics of the population of interest.

# v57_2: 57.有(在工作場所受到不公平待遇)，其不公平措施為：(可複選)(2)薪資			
Information		[Type= discrete] [Format=character] [Missing=*]	
Statistics [NW/ W]		[Valid=13159 /-] [Invalid=0 /-]	
Value	Label	Cases	Percentage
1	是	132	1.0%
2	否	155	1.2%
U	不適用	12872	97.8%
Warning: these figures indicate the number of cases found in the data file. They cannot be interpreted as summary statistics of the population of interest.			
# v57_3: 57.有(在工作場所受到不公平待遇)，其不公平措施為：(可複選)(3)考績			
Information		[Type= discrete] [Format=character] [Missing=*]	
Statistics [NW/ W]		[Valid=13159 /-] [Invalid=0 /-]	
Value	Label	Cases	Percentage
1	是	33	0.3%
2	否	254	1.9%
U	不適用	12872	97.8%
Warning: these figures indicate the number of cases found in the data file. They cannot be interpreted as summary statistics of the population of interest.			
# v57_4: 57.有(在工作場所受到不公平待遇)，其不公平措施為：(可複選)(4)陞遷			
Information		[Type= discrete] [Format=character] [Missing=*]	
Statistics [NW/ W]		[Valid=13159 /-] [Invalid=0 /-]	
Value	Label	Cases	Percentage
1	是	71	0.5%
2	否	216	1.6%
U	不適用	12872	97.8%
Warning: these figures indicate the number of cases found in the data file. They cannot be interpreted as summary statistics of the population of interest.			
# v57_5: 57.有(在工作場所受到不公平待遇)，其不公平措施為：(可複選)(5)訓練、進修			
Information		[Type= discrete] [Format=character] [Missing=*]	
Statistics [NW/ W]		[Valid=13159 /-] [Invalid=0 /-]	
Value	Label	Cases	Percentage
1	是	20	0.2%
2	否	267	2.0%
U	不適用	12872	97.8%
Warning: these figures indicate the number of cases found in the data file. They cannot be interpreted as summary statistics of the population of interest.			
# v57_6: 57.有(在工作場所受到不公平待遇)，其不公平措施為：(可複選)(6)其他			
Information		[Type= discrete] [Format=character] [Missing=*]	
Statistics [NW/ W]		[Valid=13159 /-] [Invalid=0 /-]	
Value	Label	Cases	Percentage
1	是	55	0.4%
2	否	232	1.8%
U	不適用	12872	97.8%
Warning: these figures indicate the number of cases found in the data file. They cannot be interpreted as summary statistics of the population of interest.			
# v58: 58.請問您在工作場所上是否需要就業協助			
Information		[Type= discrete] [Format=character] [Missing=*]	
Statistics [NW/ W]		[Valid=13159 /-] [Invalid=0 /-]	

v58: 58.請問您在工作場所上是否需要就業協助

Value	Label	Cases	Percentage
1	需要就業協助	606	<div></div> 4.6%
2	不需要就業協助	1885	<div></div> 14.3%
U	不適用	10668	<div></div> 81.1%

Warning: these figures indicate the number of cases found in the data file. They cannot be interpreted as summary statistics of the population of interest.

# v58_1: 58.需要什麼樣的就業協助(可複選)(1)提供與同事相處的方法			
Information		[Type= discrete] [Format=character] [Missing=*]	
Statistics [NW/ W]		[Valid=13159 /-] [Invalid=0 /-]	
Value	Label	Cases	Percentage
1	是	36	0.3%
2	否	570	4.3%
U	不適用	12553	95.4%
Warning: these figures indicate the number of cases found in the data file. They cannot be interpreted as summary statistics of the population of interest.			
# v58_2: 58.需要什麼樣的就業協助(可複選)(2)提供在職進修			
Information		[Type= discrete] [Format=character] [Missing=*]	
Statistics [NW/ W]		[Valid=13159 /-] [Invalid=0 /-]	
Value	Label	Cases	Percentage
1	是	217	1.6%
2	否	389	3.0%
U	不適用	12553	95.4%
Warning: these figures indicate the number of cases found in the data file. They cannot be interpreted as summary statistics of the population of interest.			
# v58_3: 58.需要什麼樣的就業協助(可複選)(3)提供第二專長訓練			
Information		[Type= discrete] [Format=character] [Missing=*]	
Statistics [NW/ W]		[Valid=13159 /-] [Invalid=0 /-]	
Value	Label	Cases	Percentage
1	是	369	2.8%
2	否	237	1.8%
U	不適用	12553	95.4%
Warning: these figures indicate the number of cases found in the data file. They cannot be interpreted as summary statistics of the population of interest.			
# v58_4: 58.需要什麼樣的就業協助(可複選)(4)轉業諮詢			
Information		[Type= discrete] [Format=character] [Missing=*]	
Statistics [NW/ W]		[Valid=13159 /-] [Invalid=0 /-]	
Value	Label	Cases	Percentage
1	是	240	1.8%
2	否	366	2.8%
U	不適用	12553	95.4%
Warning: these figures indicate the number of cases found in the data file. They cannot be interpreted as summary statistics of the population of interest.			
# v58_5: 58.需要什麼樣的就業協助(可複選)(5)無障礙環境的改善			
Information		[Type= discrete] [Format=character] [Missing=*]	
Statistics [NW/ W]		[Valid=13159 /-] [Invalid=0 /-]	
Value	Label	Cases	Percentage
1	是	46	0.3%
2	否	560	4.3%
U	不適用	12553	95.4%
Warning: these figures indicate the number of cases found in the data file. They cannot be interpreted as summary statistics of the population of interest.			
# v58_6: 58.需要什麼樣的就業協助(可複選)(6)其他			
Information		[Type= discrete] [Format=character] [Missing=*]	
Statistics [NW/ W]		[Valid=13159 /-] [Invalid=0 /-]	

# v58_6: 58.需要什麼樣的就業協助(可複選)(6)其他			
Value	Label	Cases	Percentage
1	是	26	0.2%
2	否	580	4.4%
U	不適用	12553	95.4%
Warning: these figures indicate the number of cases found in the data file. They cannot be interpreted as summary statistics of the population of interest.			
# v59: 59.請問您滿不滿意目前的工作			
Information	[Type= discrete] [Format=character] [Missing=*]		
Statistics [NW/ W]	[Valid=13159 /-] [Invalid=0 /-]		
Value	Label	Cases	Percentage
1	非常滿意	239	1.8%
2	還算滿意	1075	8.2%
3	普通	844	6.4%
4	不太滿意	275	2.1%
5	非常不滿意	58	0.4%
6	不知道或拒答	0	
U	不適用	10668	81.1%
Warning: these figures indicate the number of cases found in the data file. They cannot be interpreted as summary statistics of the population of interest.			
# card8: 卡號8			
Information	[Type= discrete] [Format=character] [Missing=*]		
Statistics [NW/ W]	[Valid=13159 /-] [Invalid=0 /-]		
Value	Label	Cases	Percentage
8		13159	100.0%
Warning: these figures indicate the number of cases found in the data file. They cannot be interpreted as summary statistics of the population of interest.			
# v60: 60.請問你有沒有轉職或轉業計畫			
Information	[Type= discrete] [Format=character] [Missing=*]		
Statistics [NW/ W]	[Valid=13159 /-] [Invalid=0 /-]		
Value	Label	Cases	Percentage
1	有	625	4.7%
2	沒有	1866	14.2%
U	不適用	10668	81.1%
Warning: these figures indicate the number of cases found in the data file. They cannot be interpreted as summary statistics of the population of interest.			
# v60_1: 60.有(轉職或轉業計畫), 原因為(可複選):(1) 希望轉調至較能發揮潛能之部門			
Information	[Type= discrete] [Format=character] [Missing=*]		
Statistics [NW/ W]	[Valid=13159 /-] [Invalid=0 /-]		
Value	Label	Cases	Percentage
1	有	66	0.5%
2	無	559	4.2%
U	不適用	12534	95.3%
Warning: these figures indicate the number of cases found in the data file. They cannot be interpreted as summary statistics of the population of interest.			
# v60_2: 60.有(轉職或轉業計畫), 原因為(可複選):(2) 希望能在各部門輪調歷練			
Information	[Type= discrete] [Format=character] [Missing=*]		
Statistics [NW/ W]	[Valid=13159 /-] [Invalid=0 /-]		

# v60_2: 60.有(轉職或轉業計畫), 原因為(可複選):(2)希望能在各部門輪調歷練			
Value	Label	Cases	Percentage
1	有	23	0.2%
2	無	602	4.6%
U	不適用	12534	95.3%
Warning: these figures indicate the number of cases found in the data file. They cannot be interpreted as summary statistics of the population of interest.			
# v60_3: 60.有(轉職或轉業計畫), 原因為(可複選):(3)希望轉聘至其他同業公司上班			
Information	[Type= discrete] [Format=character] [Missing=*]		
Statistics [NW/ W]	[Valid=13159 /-] [Invalid=0 /-]		
Value	Label	Cases	Percentage
1	有	23	0.2%
2	無	602	4.6%
U	不適用	12534	95.3%
Warning: these figures indicate the number of cases found in the data file. They cannot be interpreted as summary statistics of the population of interest.			
# v60_4: 60.有(轉職或轉業計畫), 原因為(可複選):(4)希望轉至不同行業工作			
Information	[Type= discrete] [Format=character] [Missing=*]		
Statistics [NW/ W]	[Valid=13159 /-] [Invalid=0 /-]		
Value	Label	Cases	Percentage
1	有	122	0.9%
2	無	503	3.8%
U	不適用	12534	95.3%
Warning: these figures indicate the number of cases found in the data file. They cannot be interpreted as summary statistics of the population of interest.			
# v60_5: 60.有(轉職或轉業計畫), 原因為(可複選):(5)希望找到正式的工作			
Information	[Type= discrete] [Format=character] [Missing=*]		
Statistics [NW/ W]	[Valid=13159 /-] [Invalid=0 /-]		
Value	Label	Cases	Percentage
1	有	215	1.6%
2	無	410	3.1%
U	不適用	12534	95.3%
Warning: these figures indicate the number of cases found in the data file. They cannot be interpreted as summary statistics of the population of interest.			
# v60_6: 60.有(轉職或轉業計畫), 原因為(可複選):(6)希望找到待遇較高的工作			
Information	[Type= discrete] [Format=character] [Missing=*]		
Statistics [NW/ W]	[Valid=13159 /-] [Invalid=0 /-]		
Value	Label	Cases	Percentage
1	有	322	2.4%
2	無	303	2.3%
U	不適用	12534	95.3%
Warning: these figures indicate the number of cases found in the data file. They cannot be interpreted as summary statistics of the population of interest.			
# v60_7: 60.有(轉職或轉業計畫), 原因為(可複選):(7)希望找到交通較便利的工作			
Information	[Type= discrete] [Format=character] [Missing=*]		
Statistics [NW/ W]	[Valid=13159 /-] [Invalid=0 /-]		
Value	Label	Cases	Percentage
1	有	70	0.5%

# v60_7: 60.有(轉職或轉業計畫), 原因為(可複選):(7)希望找到交通較便利的工作			
Value	Label	Cases	Percentage
2	無	555	4.2%
U	不適用	12534	95.3%
Warning: these figures indicate the number of cases found in the data file. They cannot be interpreted as summary statistics of the population of interest.			
# v60_8: 60.有(轉職或轉業計畫), 原因為(可複選):(8)希望找到工作環境較佳的工作			
Information	[Type= discrete] [Format=character] [Missing=*]		
Statistics [NW/ W]	[Valid=13159 /-] [Invalid=0 /-]		
Value	Label	Cases	Percentage
1	有	233	1.8%
2	無	392	3.0%
U	不適用	12534	95.3%
Warning: these figures indicate the number of cases found in the data file. They cannot be interpreted as summary statistics of the population of interest.			
# v60_9: 60.有(轉職或轉業計畫), 原因為(可複選):(9)希望調整至較輕鬆之部門			
Information	[Type= discrete] [Format=character] [Missing=*]		
Statistics [NW/ W]	[Valid=13159 /-] [Invalid=0 /-]		
Value	Label	Cases	Percentage
1	有	65	0.5%
2	無	560	4.3%
U	不適用	12534	95.3%
Warning: these figures indicate the number of cases found in the data file. They cannot be interpreted as summary statistics of the population of interest.			
# v60_10: 60.有(轉職或轉業計畫), 原因為(可複選):(10)其他			
Information	[Type= discrete] [Format=character] [Missing=*]		
Statistics [NW/ W]	[Valid=13159 /-] [Invalid=0 /-]		
Value	Label	Cases	Percentage
1	有	58	0.4%
2	無	567	4.3%
U	不適用	12534	95.3%
Warning: these figures indicate the number of cases found in the data file. They cannot be interpreted as summary statistics of the population of interest.			
# v61: 61.您過去有過工作嗎			
Information	[Type= discrete] [Format=character] [Missing=*]		
Statistics [NW/ W]	[Valid=13159 /-] [Invalid=0 /-]		
Value	Label	Cases	Percentage
1	從來沒有工作(續答 第61a題)	54	0.4%
2	有(跳答61b題)	449	3.4%
U	不適用	12656	96.2%
Warning: these figures indicate the number of cases found in the data file. They cannot be interpreted as summary statistics of the population of interest.			
# v61a: 61a.從來沒有工作, 主要原因			
Information	[Type= discrete] [Format=character] [Missing=*]		
Statistics [NW/ W]	[Valid=13159 /-] [Invalid=0 /-]		
Value	Label	Cases	Percentage
1	剛畢業	11	0.1%
2	自己不想工作	1	0.0%

# v61a: 61a.從來沒有工作，主要原因			
Value	Label	Cases	Percentage
3	家庭因素無法外出工作	2	0.0%
4	家庭經濟許可，不必工作	0	
5	找不到合意的工作	15	0.1%
6	未被錄用	20	0.2%
7	其他	5	0.0%
U	不適用	13105	99.6%
Warning: these figures indicate the number of cases found in the data file. They cannot be interpreted as summary statistics of the population of interest.			
# v61b_1: 61b.有過工作，您離開上次工作的原因(可複選) (1)交通困難			
Information	[Type= discrete] [Format=character] [Missing=*]		
Statistics [NW/ W]	[Valid=13159 /-] [Invalid=0 /-]		
Value	Label	Cases	Percentage
1	有	7	0.1%
2	無	442	3.4%
U	不適用	12710	96.6%
Warning: these figures indicate the number of cases found in the data file. They cannot be interpreted as summary statistics of the population of interest.			
# v61b_2: 61b.有過工作，您離開上次工作的原因(可複選) (2)工作場所欠缺無障礙設施			
Information	[Type= discrete] [Format=character] [Missing=*]		
Statistics [NW/ W]	[Valid=13159 /-] [Invalid=0 /-]		
Value	Label	Cases	Percentage
1	有	3	0.0%
2	無	446	3.4%
U	不適用	12710	96.6%
Warning: these figures indicate the number of cases found in the data file. They cannot be interpreted as summary statistics of the population of interest.			
# v61b_3: 61b.有過工作，您離開上次工作的原因(可複選) (3)工作能力無法勝任			
Information	[Type= discrete] [Format=character] [Missing=*]		
Statistics [NW/ W]	[Valid=13159 /-] [Invalid=0 /-]		
Value	Label	Cases	Percentage
1	有	49	0.4%
2	無	400	3.0%
U	不適用	12710	96.6%
Warning: these figures indicate the number of cases found in the data file. They cannot be interpreted as summary statistics of the population of interest.			
# v61b_4: 61b.有過工作，您離開上次工作的原因(可複選) (4)受傷或生病體力無法勝任			
Information	[Type= discrete] [Format=character] [Missing=*]		
Statistics [NW/ W]	[Valid=13159 /-] [Invalid=0 /-]		
Value	Label	Cases	Percentage
1	有	155	1.2%
2	無	294	2.2%
U	不適用	12710	96.6%
Warning: these figures indicate the number of cases found in the data file. They cannot be interpreted as summary statistics of the population of interest.			
# v61b_5: 61b.有過工作，您離開上次工作的原因(可複選) (5)沒有興趣			
Information	[Type= discrete] [Format=character] [Missing=*]		
Statistics [NW/ W]	[Valid=13159 /-] [Invalid=0 /-]		

# v61b_5: 61b.有過工作，您離開上次工作的原因(可複選) (5)沒有興趣			
Value	Label	Cases	Percentage
1	有	12	0.1%
2	無	437	3.3%
U	不適用	12710	96.6%
Warning: these figures indicate the number of cases found in the data file. They cannot be interpreted as summary statistics of the population of interest.			
# v61b_6: 61b.有過工作，您離開上次工作的原因(可複選) (6)待遇太低			
Information	[Type= discrete] [Format=character] [Missing=*]		
Statistics [NW/ W]	[Valid=13159 /-] [Invalid=0 /-]		
Value	Label	Cases	Percentage
1	有	23	0.2%
2	無	426	3.2%
U	不適用	12710	96.6%
Warning: these figures indicate the number of cases found in the data file. They cannot be interpreted as summary statistics of the population of interest.			
# v61b_7: 61b.有過工作，您離開上次工作的原因(可複選) (7)與同事人際關係問題			
Information	[Type= discrete] [Format=character] [Missing=*]		
Statistics [NW/ W]	[Valid=13159 /-] [Invalid=0 /-]		
Value	Label	Cases	Percentage
1	有	23	0.2%
2	無	426	3.2%
U	不適用	12710	96.6%
Warning: these figures indicate the number of cases found in the data file. They cannot be interpreted as summary statistics of the population of interest.			
# v61b_8: 61b.有過工作，您離開上次工作的原因(可複選) (8)工作受到差別待遇			
Information	[Type= discrete] [Format=character] [Missing=*]		
Statistics [NW/ W]	[Valid=13159 /-] [Invalid=0 /-]		
Value	Label	Cases	Percentage
1	有	19	0.1%
2	無	430	3.3%
U	不適用	12710	96.6%
Warning: these figures indicate the number of cases found in the data file. They cannot be interpreted as summary statistics of the population of interest.			
# v61b_9: 61b.有過工作，您離開上次工作的原因(可複選) (9)被無故減薪			
Information	[Type= discrete] [Format=character] [Missing=*]		
Statistics [NW/ W]	[Valid=13159 /-] [Invalid=0 /-]		
Value	Label	Cases	Percentage
1	有	7	0.1%
2	無	442	3.4%
U	不適用	12710	96.6%
Warning: these figures indicate the number of cases found in the data file. They cannot be interpreted as summary statistics of the population of interest.			
# v61b_10: 61b.有過工作，您離開上次工作的原因(可複選) (10)結婚或生育			
Information	[Type= discrete] [Format=character] [Missing=*]		
Statistics [NW/ W]	[Valid=13159 /-] [Invalid=0 /-]		
Value	Label	Cases	Percentage
1	有	10	0.1%

# v61b_10: 61b.有過工作， 您離開上次工作的原因(可複選) (10)結婚或生育			
Value	Label	Cases	Percentage
2	無	439	3.3%
U	不適用	12710	96.6%
Warning: these figures indicate the number of cases found in the data file. They cannot be interpreted as summary statistics of the population of interest.			
# v61b_11: 61b.有過工作， 您離開上次工作的原因(可複選) (11)工作場所停業或業務緊縮			
Information		[Type= discrete] [Format=character] [Missing=*]	
Statistics [NW/ W]		[Valid=13159 /-] [Invalid=0 /-]	
Value	Label	Cases	Percentage
1	有	63	0.5%
2	無	386	2.9%
U	不適用	12710	96.6%
Warning: these figures indicate the number of cases found in the data file. They cannot be interpreted as summary statistics of the population of interest.			
# v61b_12: 61b.有過工作， 您離開上次工作的原因(可複選) (12)被裁員			
Information		[Type= discrete] [Format=character] [Missing=*]	
Statistics [NW/ W]		[Valid=13159 /-] [Invalid=0 /-]	
Value	Label	Cases	Percentage
1	有	50	0.4%
2	無	399	3.0%
U	不適用	12710	96.6%
Warning: these figures indicate the number of cases found in the data file. They cannot be interpreted as summary statistics of the population of interest.			
# v61b_13: 61b.有過工作， 您離開上次工作的原因(可複選) (13)季節性或臨時性工作結束			
Information		[Type= discrete] [Format=character] [Missing=*]	
Statistics [NW/ W]		[Valid=13159 /-] [Invalid=0 /-]	
Value	Label	Cases	Percentage
1	有	48	0.4%
2	無	401	3.0%
U	不適用	12710	96.6%
Warning: these figures indicate the number of cases found in the data file. They cannot be interpreted as summary statistics of the population of interest.			
# v61b_14: 61b.有過工作， 您離開上次工作的原因(可複選) (14)參加政府臨時性就業服務方案(例如公共服務、多元就業方案、臨時工作津貼)結束			
Information		[Type= discrete] [Format=character] [Missing=*]	
Statistics [NW/ W]		[Valid=13159 /-] [Invalid=0 /-]	
Value	Label	Cases	Percentage
1	有	32	0.2%
2	無	417	3.2%
U	不適用	12710	96.6%
Warning: these figures indicate the number of cases found in the data file. They cannot be interpreted as summary statistics of the population of interest.			
# v61b_15: 61b.有過工作， 您離開上次工作的原因(可複選) (15)其他			
Information		[Type= discrete] [Format=character] [Missing=*]	
Statistics [NW/ W]		[Valid=13159 /-] [Invalid=0 /-]	
Value	Label	Cases	Percentage
1	有	55	0.4%
2	無	394	3.0%

# v61b_15: 61b.有過工作，您離開上次工作的原因(可複選) (15)其他			
Value	Label	Cases	Percentage
U	不適用	12710	96.6%
Warning: these figures indicate the number of cases found in the data file. They cannot be interpreted as summary statistics of the population of interest.			
# v62: 62.您現在想接受僱用或自行創業			
Information	[Type= discrete] [Format=character] [Missing=*]		
Statistics [NW/ W]	[Valid=13159 /-] [Invalid=0 /-]		
Value	Label	Cases	Percentage
1	接受雇用(續答第62a&62b題)	423	3.2%
2	自行創業(跳答第62c題)	80	0.6%
U	不適用	12656	96.2%
Warning: these figures indicate the number of cases found in the data file. They cannot be interpreted as summary statistics of the population of interest.			
# v62a: 62a.找工作的時間已經有___個月 (填整數			
Information	[Type= discrete] [Format=character] [Missing=*]		
Statistics [NW/ W]	[Valid=13159 /-] [Invalid=0 /-]		
Value	Label	Cases	Percentage
01		53	0.4%
02		41	0.3%
03		34	0.3%
04		14	0.1%
05		8	0.1%
06		51	0.4%
07		3	0.0%
08		9	0.1%
09		5	0.0%
10		16	0.1%
11		2	0.0%
12		39	0.3%
13		5	0.0%
14		4	0.0%
15		4	0.0%
16		1	0.0%
17		2	0.0%
18		7	0.1%
20		3	0.0%
21		2	0.0%
22		1	0.0%
24		32	0.2%
28		2	0.0%
29		1	0.0%
30		6	0.0%
31		1	0.0%
34		1	0.0%
36		26	0.2%
37		1	0.0%
38		2	0.0%

# v62a: 62a.找工作的時間已經有___個月（填整數）			
Value	Label	Cases	Percentage
40		2	0.0%
42		1	0.0%
48		10	0.1%
60		13	0.1%
69		1	0.0%
70		1	0.0%
72		6	0.0%
84		4	0.0%
96		1	0.0%
99		8	0.1%
UU	不適用	12736	96.8%
Warning: these figures indicate the number of cases found in the data file. They cannot be interpreted as summary statistics of the population of interest.			
# v62b: 62b.您無法找到工作之主要原因?(跳問63題)			
Information	[Type= discrete] [Format=character] [Missing=*]		
Statistics [NW/ W]	[Valid=13159 /-] [Invalid=0 /-]		
Value	Label	Cases	Percentage
1	年齡限制	53	0.4%
2	學歷限制	15	0.1%
3	工作內容不合適	71	0.5%
4	工作技能不足	37	0.3%
5	薪資不滿意	5	0.0%
6	交通困難	5	0.0%
7	體能狀況無法勝任	115	0.9%
8	一般人對身心障礙者之刻板印象(例如：歧視.....等)	101	0.8%
9	其他	21	0.2%
U	不適用	12736	96.8%
Warning: these figures indicate the number of cases found in the data file. They cannot be interpreted as summary statistics of the population of interest.			
# v62c: 62c.請問您希望政府提供何種創業的協助			
Information	[Type= discrete] [Format=character] [Missing=*]		
Statistics [NW/ W]	[Valid=13159 /-] [Invalid=0 /-]		
Value	Label	Cases	Percentage
1	提供創業補助	48	0.4%
2	提供適合身心障礙者創業資訊	11	0.1%
3	提供創業諮詢與輔導	18	0.1%
4	其他	3	0.0%
U	不適用	13079	99.4%
Warning: these figures indicate the number of cases found in the data file. They cannot be interpreted as summary statistics of the population of interest.			
# v63: 63.請問您最希望從事的工作為何			
Information	[Type= discrete] [Format=character] [Missing=*]		
Statistics [NW/ W]	[Valid=13159 /-] [Invalid=0 /-]		
Value	Label	Cases	Percentage
1	民意代表、行政主管、企業主管及經理人員	3	0.0%
2	專業人員	25	0.2%

# v63: 63.請問您最希望從事的工作為何			
Value	Label	Cases	Percentage
3	技術員及助理專業人員	25	0.2%
4	事務工作人員	67	0.5%
5	服務工作人員及售貨員	91	0.7%
6	農、林、漁、牧工作人員	12	0.1%
7	技術工、機械設備操作工及組裝工	74	0.6%
8	非技術工及體力工	126	1.0%
U	不適用	12736	96.8%
Warning: these figures indicate the number of cases found in the data file. They cannot be interpreted as summary statistics of the population of interest.			
# v64: 64.您是否有意願參加政府舉辦之身心障礙人員特種考試			
Information	[Type= discrete] [Format=character] [Missing=*]		
Statistics [NW/ W]	[Valid=13159 /-] [Invalid=0 /-]		
Value	Label	Cases	Percentage
1	有意願	173	1.3%
2	沒有意願	250	1.9%
U	不適用	12736	96.8%
Warning: these figures indicate the number of cases found in the data file. They cannot be interpreted as summary statistics of the population of interest.			
# v65: 65.您希望的工作類型是			
Information	[Type= discrete] [Format=character] [Missing=*]		
Statistics [NW/ W]	[Valid=13159 /-] [Invalid=0 /-]		
Value	Label	Cases	Percentage
1	全時工作	313	2.4%
2	部份工時工作	110	0.8%
U	不適用	12736	96.8%
Warning: these figures indicate the number of cases found in the data file. They cannot be interpreted as summary statistics of the population of interest.			
# v66: 66.請問您期待每月的收入多少			
Information	[Type= discrete] [Format=character] [Missing=*]		
Statistics [NW/ W]	[Valid=13159 /-] [Invalid=0 /-]		
Value	Label	Cases	Percentage
1	一萬元以下	20	0.2%
2	一萬元至未滿15,840元	54	0.4%
3	15,840元至未滿二萬元	131	1.0%
4	二萬元至未滿三萬元	158	1.2%
5	三萬元至未滿四萬元	51	0.4%
6	四萬元至未滿五萬元	4	0.0%
7	五萬元以上	5	0.0%
U	不適用	12736	96.8%
Warning: these figures indicate the number of cases found in the data file. They cannot be interpreted as summary statistics of the population of interest.			
# v67: 67.您需要政府協助您哪些就業服務措施			
Information	[Type= discrete] [Format=character] [Missing=*]		
Statistics [NW/ W]	[Valid=13159 /-] [Invalid=0 /-]		
Value	Label	Cases	Percentage
1	需要	381	2.9%

# v67: 67.您需要政府協助您哪些就業服務措施			
Value	Label	Cases	Percentage
2	不需要	42	0.3%
U	不適用	12736	96.8%
Warning: these figures indicate the number of cases found in the data file. They cannot be interpreted as summary statistics of the population of interest.			
# v67_1: 67.您希望政府如何協助您就業(可複選)(1)提供職業訓練			
Information	[Type= discrete] [Format=character] [Missing=*]		
Statistics [NW/ W]	[Valid=13159 /-] [Invalid=0 /-]		
Value	Label	Cases	Percentage
1	有	293	2.2%
2	無	88	0.7%
U	不適用	12778	97.1%
Warning: these figures indicate the number of cases found in the data file. They cannot be interpreted as summary statistics of the population of interest.			
# v67_2: 67.您希望政府如何協助您就業(可複選)(2)提供就業資訊			
Information	[Type= discrete] [Format=character] [Missing=*]		
Statistics [NW/ W]	[Valid=13159 /-] [Invalid=0 /-]		
Value	Label	Cases	Percentage
1	有	210	1.6%
2	無	171	1.3%
U	不適用	12778	97.1%
Warning: these figures indicate the number of cases found in the data file. They cannot be interpreted as summary statistics of the population of interest.			
# v67_3: 67.您希望政府如何協助您就業(可複選)(3)提供就業媒合(包括網路)			
Information	[Type= discrete] [Format=character] [Missing=*]		
Statistics [NW/ W]	[Valid=13159 /-] [Invalid=0 /-]		
Value	Label	Cases	Percentage
1	有	158	1.2%
2	無	223	1.7%
U	不適用	12778	97.1%
Warning: these figures indicate the number of cases found in the data file. They cannot be interpreted as summary statistics of the population of interest.			
# v67_4: 67.您希望政府如何協助您就業(可複選)(4)推動支持性就業			
Information	[Type= discrete] [Format=character] [Missing=*]		
Statistics [NW/ W]	[Valid=13159 /-] [Invalid=0 /-]		
Value	Label	Cases	Percentage
1	有	65	0.5%
2	無	316	2.4%
U	不適用	12778	97.1%
Warning: these figures indicate the number of cases found in the data file. They cannot be interpreted as summary statistics of the population of interest.			
# v67_5: 67.您希望政府如何協助您就業(可複選)(5)提供職務再設計			
Information	[Type= discrete] [Format=character] [Missing=*]		
Statistics [NW/ W]	[Valid=13159 /-] [Invalid=0 /-]		
Value	Label	Cases	Percentage
1	有	23	0.2%
2	無	358	2.7%

v67_5: 67.您希望政府如何協助您就業(可複選)(5)提供職務再設計

Value	Label	Cases	Percentage
U	不適用	12778	97.1%
Warning: these figures indicate the number of cases found in the data file. They cannot be interpreted as summary statistics of the population of interest.			

# v67_6: 67.您希望政府如何協助您就業(可複選)(6)獎勵或補助雇主僱用身心障礙者			
Information		[Type= discrete] [Format=character] [Missing=*]	
Statistics [NW/ W]		[Valid=13159 /-] [Invalid=0 /-]	
Value	Label	Cases	Percentage
1	有	180	1.4%
2	無	201	1.5%
U	不適用	12778	97.1%
Warning: these figures indicate the number of cases found in the data file. They cannot be interpreted as summary statistics of the population of interest.			
# v67_7: 67.您希望政府如何協助您就業(可複選)(7)推動庇護性就業			
Information		[Type= discrete] [Format=character] [Missing=*]	
Statistics [NW/ W]		[Valid=13159 /-] [Invalid=0 /-]	
Value	Label	Cases	Percentage
1	有	80	0.6%
2	無	301	2.3%
U	不適用	12778	97.1%
Warning: these figures indicate the number of cases found in the data file. They cannot be interpreted as summary statistics of the population of interest.			
# v67_8: 67.您希望政府如何協助您就業(可複選)(8)其他			
Information		[Type= discrete] [Format=character] [Missing=*]	
Statistics [NW/ W]		[Valid=13159 /-] [Invalid=0 /-]	
Value	Label	Cases	Percentage
1	有	2	0.0%
2	無	379	2.9%
U	不適用	12778	97.1%
Warning: these figures indicate the number of cases found in the data file. They cannot be interpreted as summary statistics of the population of interest.			
# v68a: 68.您最希望接受的職業訓練是			
Information		[Type= discrete] [Format=character] [Missing=*]	
Statistics [NW/ W]		[Valid=13159 /-] [Invalid=0 /-]	
Value	Label	Cases	Percentage
01	電腦程式設計	22	0.2%
02	電腦軟體應用	46	0.3%
03	電腦硬體裝修	7	0.1%
04	網頁設計	16	0.1%
05	電腦網路工程	4	0.0%
06	盲用電腦	1	0.0%
07	餐飲服務	14	0.1%
08	中餐烹飪	10	0.1%
09	西式餐點	6	0.0%
10	食品烘培	20	0.2%
11	視障按摩	1	0.0%
12	清潔服務	16	0.1%
13	汽車清潔維護	1	0.0%
14	洗衣	2	0.0%
15	資源回收處理	9	0.1%
16	超商服務	5	0.0%

# v68a: 68.您最希望接受的職業訓練是			
Value	Label	Cases	Percentage
17	吧台服務	4	0.0%
18	鋼琴調音	0	
19	電話行銷	3	0.0%
20	廣播	0	
21	農藝	1	0.0%
22	園藝	10	0.1%
23	作物栽培	4	0.0%
24	包裝加工	23	0.2%
25	電子零件製作	6	0.0%
26	手工藝品製作	8	0.1%
27	陶藝	3	0.0%
28	電腦服裝設計	1	0.0%
29	縫紉	2	0.0%
30	電繡	0	
31	珠寶設計與製作	3	0.0%
32	美髮	5	0.0%
33	美容	4	0.0%
34	電腦輔助機械設計	1	0.0%
35	汽車板金及塗裝	0	
36	汽車修護	4	0.0%
37	板金	1	0.0%
38	冷凍空調修護	1	0.0%
39	電機修護	2	0.0%
40	自動控制	1	0.0%
41	水電技術	1	0.0%
42	工業電子	2	0.0%
43	通訊電子	3	0.0%
44	木工	3	0.0%
45	裝璜	0	
46	建築製圖	2	0.0%
47	測量	1	0.0%
48	泥水	8	0.1%
49	其他職類	7	0.1%
50	不想參加職業訓練	129	1.0%
UU	不適用	12736	96.8%
Warning: these figures indicate the number of cases found in the data file. They cannot be interpreted as summary statistics of the population of interest.			
# v68b: 68.您其次接受的職業訓練是			
Information	[Type= discrete] [Format=character] [Missing=*]		
Statistics [NW/ W]	[Valid=13159 /-] [Invalid=0 /-]		
Value	Label	Cases	Percentage
01	電腦程式設計	7	0.1%
02	電腦軟體應用	19	0.1%
03	電腦硬體裝修	8	0.1%
04	網頁設計	20	0.2%

v68b: 68.您其次接受的職業訓練是

Value	Label	Cases	Percentage
05	電腦網路工程	4	0.0%
06	盲用電腦	2	0.0%
07	餐飲服務	12	0.1%
08	中餐烹飪	15	0.1%
09	西式餐點	5	0.0%
10	食品烘培	9	0.1%
11	視障按摩	1	0.0%
12	清潔服務	12	0.1%
13	汽車清潔維護	1	0.0%
14	洗衣	1	0.0%
15	資源回收處理	9	0.1%
16	超商服務	8	0.1%
17	吧台服務	1	0.0%
18	鋼琴調音	1	0.0%
19	電話行銷	2	0.0%
20	廣播	4	0.0%
21	農藝	6	0.0%
22	園藝	9	0.1%
23	作物栽培	7	0.1%
24	包裝加工	11	0.1%
25	電子零件製作	4	0.0%
26	手工藝品製作	6	0.0%
27	陶藝	2	0.0%
28	電腦服裝設計	2	0.0%
29	縫紉	3	0.0%
30	電繡	0	
31	珠寶設計與製作	4	0.0%
32	美髮	9	0.1%
33	美容	5	0.0%
34	電腦輔助機械設計	2	0.0%
35	汽車板金及塗裝	0	
36	汽車修護	2	0.0%
37	板金	0	
38	冷凍空調修護	0	
39	電機修護	0	
40	自動控制	0	
41	水電技術	3	0.0%
42	工業電子	3	0.0%
43	通訊電子	1	0.0%
44	木工	3	0.0%
45	裝璜	1	0.0%
46	建築製圖	2	0.0%
47	測量	0	
48	泥水	6	0.0%
49	其他職類	5	0.0%

# v68b: 68.您其次接受的職業訓練是			
Value	Label	Cases	Percentage
50	不想參加職業訓練	0	
UU	不適用	12922	98.2%
Warning: these figures indicate the number of cases found in the data file. They cannot be interpreted as summary statistics of the population of interest.			
# v69: 69.您目前是否有能力工作			
Information	[Type= discrete] [Format=character] [Missing=*]		
Statistics [NW/ W]	[Valid=13159 /-] [Invalid=0 /-]		
Value	Label	Cases	Percentage
1	是	1124	8.5%
2	否（訪問結束	7607	57.8%
U	不適用	4428	33.6%
Warning: these figures indicate the number of cases found in the data file. They cannot be interpreted as summary statistics of the population of interest.			
# v70: 70.您目前是否有意願工作			
Information	[Type= discrete] [Format=character] [Missing=*]		
Statistics [NW/ W]	[Valid=13159 /-] [Invalid=0 /-]		
Value	Label	Cases	Percentage
1	是	699	5.3%
2	否（訪問結束	425	3.2%
U	不適用	12035	91.5%
Warning: these figures indicate the number of cases found in the data file. They cannot be interpreted as summary statistics of the population of interest.			
# v71: 71.您未去找工作之原因？			
Information	[Type= discrete] [Format=character] [Missing=*]		
Statistics [NW/ W]	[Valid=13159 /-] [Invalid=0 /-]		
Value	Label	Cases	Percentage
1	家庭因素無法外出工作	80	0.6%
2	家庭經濟許可，不必工作	22	0.2%
3	找不到合意的工作	301	2.3%
4	未被錄用	125	0.9%
5	在學或準備升學	74	0.6%
6	其他	97	0.7%
U	不適用	12460	94.7%
Warning: these figures indicate the number of cases found in the data file. They cannot be interpreted as summary statistics of the population of interest.			
# v72: 72.您需要政府協助您哪些就業服務措施			
Information	[Type= discrete] [Format=character] [Missing=*]		
Statistics [NW/ W]	[Valid=13159 /-] [Invalid=0 /-]		
Value	Label	Cases	Percentage
1	需要	523	4.0%
2	不需要	176	1.3%
U	不適用	12460	94.7%
Warning: these figures indicate the number of cases found in the data file. They cannot be interpreted as summary statistics of the population of interest.			
# v72_1: 72.您需要政府協助您哪些就業服務措施(可複選)(1)提供職業訓練			
Information	[Type= discrete] [Format=character] [Missing=*]		
Statistics [NW/ W]	[Valid=13159 /-] [Invalid=0 /-]		

# v72_1: 72.您需要政府協助您哪些就業服務措施(可複選)(1)提供職業訓練			
Value	Label	Cases	Percentage
1	有	256	1.9%
2	無	267	2.0%
U	不適用	12636	96.0%
Warning: these figures indicate the number of cases found in the data file. They cannot be interpreted as summary statistics of the population of interest.			
# v72_2: 72.您需要政府協助您哪些就業服務措施(可複選)(2)提供就業資訊			
Information	[Type= discrete] [Format=character] [Missing=*]		
Statistics [NW/ W]	[Valid=13159 /-] [Invalid=0 /-]		
Value	Label	Cases	Percentage
1	有	229	1.7%
2	無	294	2.2%
U	不適用	12636	96.0%
Warning: these figures indicate the number of cases found in the data file. They cannot be interpreted as summary statistics of the population of interest.			
# v72_3: 72.您需要政府協助您哪些就業服務措施(可複選)(3)提供就業媒合			
Information	[Type= discrete] [Format=character] [Missing=*]		
Statistics [NW/ W]	[Valid=13159 /-] [Invalid=0 /-]		
Value	Label	Cases	Percentage
1	有	168	1.3%
2	無	355	2.7%
U	不適用	12636	96.0%
Warning: these figures indicate the number of cases found in the data file. They cannot be interpreted as summary statistics of the population of interest.			
# v72_4: 72.您需要政府協助您哪些就業服務措施(可複選)(4)推動支持性就業			
Information	[Type= discrete] [Format=character] [Missing=*]		
Statistics [NW/ W]	[Valid=13159 /-] [Invalid=0 /-]		
Value	Label	Cases	Percentage
1	有	102	0.8%
2	無	421	3.2%
U	不適用	12636	96.0%
Warning: these figures indicate the number of cases found in the data file. They cannot be interpreted as summary statistics of the population of interest.			
# v72_5: 72.您需要政府協助您哪些就業服務措施(可複選)(5)提供職務再設計			
Information	[Type= discrete] [Format=character] [Missing=*]		
Statistics [NW/ W]	[Valid=13159 /-] [Invalid=0 /-]		
Value	Label	Cases	Percentage
1	有	30	0.2%
2	無	493	3.7%
U	不適用	12636	96.0%
Warning: these figures indicate the number of cases found in the data file. They cannot be interpreted as summary statistics of the population of interest.			
# v72_6: 72.您需要政府協助您哪些就業服務措施(可複選)(6)獎勵或補助雇主僱用身心障礙者			
Information	[Type= discrete] [Format=character] [Missing=*]		
Statistics [NW/ W]	[Valid=13159 /-] [Invalid=0 /-]		
Value	Label	Cases	Percentage
1	有	222	1.7%

# v72_6: 72.您需要政府協助您哪些就業服務措施(可複選)(6)獎勵或補助雇主僱用身心障礙者			
Value	Label	Cases	Percentage
2	無	301	2.3%
U	不適用	12636	96.0%
Warning: these figures indicate the number of cases found in the data file. They cannot be interpreted as summary statistics of the population of interest.			
# v72_7: 72.您需要政府協助您哪些就業服務措施(可複選)(7)推動庇護性就業			
Information	[Type= discrete] [Format=character] [Missing=*]		
Statistics [NW/ W]	[Valid=13159 /-] [Invalid=0 /-]		
Value	Label	Cases	Percentage
1	有	115	0.9%
2	無	408	3.1%
U	不適用	12636	96.0%
Warning: these figures indicate the number of cases found in the data file. They cannot be interpreted as summary statistics of the population of interest.			
# v72_8: 72.您需要政府協助您哪些就業服務措施(可複選)(8)其他			
Information	[Type= discrete] [Format=character] [Missing=*]		
Statistics [NW/ W]	[Valid=13159 /-] [Invalid=0 /-]		
Value	Label	Cases	Percentage
1	有	14	0.1%
2	無	509	3.9%
U	不適用	12636	96.0%
Warning: these figures indicate the number of cases found in the data file. They cannot be interpreted as summary statistics of the population of interest.			
# v73a: 73.您最希望接受的職業訓練是			
Information	[Type= discrete] [Format=character] [Missing=*]		
Statistics [NW/ W]	[Valid=13159 /-] [Invalid=0 /-]		
Value	Label	Cases	Percentage
01	電腦程式設計	34	0.3%
02	電腦軟體應用	63	0.5%
03	電腦硬體裝修	5	0.0%
04	網頁設計	22	0.2%
05	電腦網路工程	4	0.0%
06	盲用電腦	3	0.0%
07	餐飲服務	27	0.2%
08	中餐烹飪	34	0.3%
09	西式餐點	9	0.1%
10	食品烘培	16	0.1%
11	視障按摩	5	0.0%
12	清潔服務	40	0.3%
13	汽車清潔維護	7	0.1%
14	洗衣	1	0.0%
15	資源回收處理	9	0.1%
16	超商服務	7	0.1%
17	吧台服務	2	0.0%
18	鋼琴調音	0	
19	電話行銷	2	0.0%
20	廣播	4	0.0%

# v73a: 73.您最希望接受的職業訓練是			
Value	Label	Cases	Percentage
21	農藝	10	0.1%
22	園藝	7	0.1%
23	作物栽培	5	0.0%
24	包裝加工	21	0.2%
25	電子零件製作	14	0.1%
26	手工藝品製作	19	0.1%
27	陶藝	5	0.0%
28	電腦服裝設計	5	0.0%
29	縫紉	3	0.0%
30	電繡	1	0.0%
31	珠寶設計與製作	4	0.0%
32	美髮	4	0.0%
33	美容	7	0.1%
34	電腦輔助機械設計	3	0.0%
35	汽車板金及塗裝	2	0.0%
36	汽車修護	4	0.0%
37	板金	0	
38	冷凍空調修護	1	0.0%
39	電機修護	3	0.0%
40	自動控制	1	0.0%
41	水電技術	7	0.1%
42	工業電子	3	0.0%
43	通訊電子	3	0.0%
44	木工	5	0.0%
45	裝璜	0	
46	建築製圖	0	
47	測量	0	
48	泥水	2	0.0%
49	其他職類	19	0.1%
50	不想參加職業訓練	247	1.9%
UU	不適用	12460	94.7%
Warning: these figures indicate the number of cases found in the data file. They cannot be interpreted as summary statistics of the population of interest.			
# v73b: 73.您其次接受的職業訓練是			
Information		[Type= discrete] [Format=character] [Missing=*]	
Statistics [NW/ W]		[Valid=13159 /-] [Invalid=0 /-]	
Value	Label	Cases	Percentage
01	電腦程式設計	15	0.1%
02	電腦軟體應用	19	0.1%
03	電腦硬體裝修	9	0.1%
04	網頁設計	24	0.2%
05	電腦網路工程	6	0.0%
06	盲用電腦	1	0.0%
07	餐飲服務	8	0.1%
08	中餐烹飪	21	0.2%

v73b: 73.您其次接受的職業訓練是

Value	Label	Cases	Percentage
09	西式餐點	13	0.1%
10	食品烘培	17	0.1%
11	視障按摩	3	0.0%
12	清潔服務	16	0.1%
13	汽車清潔維護	4	0.0%
14	洗衣	0	
15	資源回收處理	17	0.1%
16	超商服務	4	0.0%
17	吧台服務	1	0.0%
18	鋼琴調音	1	0.0%
19	電話行銷	5	0.0%
20	廣播	6	0.0%
21	農藝	3	0.0%
22	園藝	13	0.1%
23	作物栽培	7	0.1%
24	包裝加工	23	0.2%
25	電子零件製作	5	0.0%
26	手工藝品製作	25	0.2%
27	陶藝	4	0.0%
28	電腦服裝設計	4	0.0%
29	縫紉	6	0.0%
30	電繡	1	0.0%
31	珠寶設計與製作	3	0.0%
32	美髮	5	0.0%
33	美容	5	0.0%
34	電腦輔助機械設計	1	0.0%
35	汽車板金及塗裝	4	0.0%
36	汽車修護	5	0.0%
37	板金	1	0.0%
38	冷凍空調修護	1	0.0%
39	電機修護	5	0.0%
40	自動控制	3	0.0%
41	水電技術	1	0.0%
42	工業電子	2	0.0%
43	通訊電子	3	0.0%
44	木工	3	0.0%
45	裝璜	1	0.0%
46	建築製圖	1	0.0%
47	測量	0	
48	泥水	1	0.0%
49	其他職類	7	0.1%
50	不想參加職業訓練	0	
UU	不適用	12826	97.5%

Warning: these figures indicate the number of cases found in the data file. They cannot be interpreted as summary statistics of the population of interest.

# age: 實際年齡	
Information	[Type= continuous] [Format=numeric] [Range= 0-94] [Missing=*]
Statistics [NW/ W]	[Valid=13159 /-] [Invalid=0 /-] [Mean=48.697 /-] [StdDev=22.894 /-]
# w: 權數	
Information	[Type= continuous] [Format=numeric] [Range= 0.66666667-447] [Missing=*]
Statistics [NW/ W]	[Valid=13159 /-] [Invalid=0 /-] [Mean=72.438 /-] [StdDev=39.561 /-]