

**Taiwan, ROC**

**Jin Wu, Department of Hydraulic and Ocean  
Engineering, National Cheng Kung University**

# **Prevention and Control of School Violence in Taiwan**

**Study Documentation**

March 28, 2017

# Metadata Production

<b>Metadata Producer(s)</b>	Survey Research Data Archive (SRDA) , Research Center for Humanities and Social Sciences, Academia Sinica , DDI文件製作
<b>Production Date</b>	March 28, 2017
<b>Version</b>	V2.0
<b>Identification</b>	E89070en

# Table of Contents

<a href="#">Overview</a> .....	4
<a href="#">Scope &amp; Coverage</a> .....	5
<a href="#">Producers &amp; Sponsors</a> .....	5
<a href="#">Data Collection</a> .....	5
<a href="#">Data Processing &amp; Appraisal</a> .....	5
<a href="#">Accessibility</a> .....	5
<a href="#">Files Description</a> .....	6
<a href="#">data</a> .....	6
<a href="#">Variables Group(s)</a> .....	7
<a href="#">Attitude</a> .....	7
<a href="#">Hostility</a> .....	7
<a href="#">Temperament</a> .....	8
<a href="#">Control</a> .....	8
<a href="#">Parents style</a> .....	9
<a href="#">Children relationship</a> .....	9
<a href="#">Conflict</a> .....	10
<a href="#">Campus</a> .....	10
<a href="#">Behavior</a> .....	11
<a href="#">Peer</a> .....	11
<a href="#">Bad habit</a> .....	12
<a href="#">Wittness</a> .....	12
<a href="#">Victim</a> .....	12
<a href="#">Violence</a> .....	13
<a href="#">Personal information</a> .....	22
<a href="#">Variables Description</a> .....	23
<a href="#">data</a> .....	24

## Prevention and Control of School Violence in Taiwan

### *Prevention and Control of School Violence in Taiwan*

Overview	
<b>Type</b>	無
<b>Identification</b>	E89070en
<b>Version</b>	Production Date: 2017-03-28
<p><b>Abstract</b></p> <p>This research is the first year in four year project, the target in this research includes qualitative research method and quantitative research method. Qualitative research method mainly focus on the high risk characteristic of students in school violence and affect factor within middle to high school in Taiwan. While quantitative research method investigates the situations and problems about students who have a high risk characteristic in school violence. Also, prevalence rates, types, severity and distribution have been considered.</p> <p>The method separates in two parts, the first part is students with high risk characteristics in school violence, and the second part is the investigation of the situations. The first part through the Open-ended questionnaire and focused-interview take the survey for the teachers and students in Tainan elementary school, junior high school, senior high school and vocational high school. On the other hand, the second part takes a survey in the populations of 4th to 6th grade students, junior high school, senior high school and vocational high school. Moreover, the investigation divides Taiwan in eight parts, for each area that using randomized sampling in different level of two schools and pick up two to three classes testing Instruction questionnaire. As a result of this research, it shows the students who have a high risk characteristics in personal, school, leisure activities and family factor. The questionnaires have been collected 13926 papers, the types of violence can be discussed in two part. The first part is the bullying between students and students, the second part is the violence between teachers and students. In these two kind of violence that can be divided in serious violence and minor violence.</p> <p>The violence between students and students, the research showed that there were 31.9% in elementary schools, 42% in junior high schools, 24.6% in senior high schools and 31.7% in vocational high schools happened at least one serious violence event at last year. For the minor violence event in last year, there were 52.6 % in elementary schools, 64% in junior high schools, 49.7% in senior high schools and 56.7% in vocational high schools. Furthermore, violence between students and teachers, it showed that there were 2.2% in elementary schools, 3.2% in junior high schools, 1.8% in senior high schools and 2.6% in vocational high schools occurred at least one serious violence event at last year. For the minor violence event, there were 15% in elementary schools, 32.2% in junior high schools, 33.1% in senior high schools and 35.5% in vocational high schools happened at last year.</p> <p>In Regression analysis shows the high risk factor of adolescence students' violence in fourth parts. In personal part, it includes smoking, drinking alcohol, academic performance, violence types, and anger states. For the second part, Family factors include mother's inspection and the relationship in family. For the third part, school's factors includes teachers and students' relationship, school behavior. For the fourth part, social-environment includes bad habits, peer relationships, witnessed violence and bullied experiences. The most important part is that there are significant difference in related risk factors of different types of violence (violence between students and teachers or violence between students and students). In addition to academic performance in the elementary and junior high stage than the senior high stage is more influential, there is no big change in the other risk factors with the adolescence students' school stage. However, in the research of adolescence school's violence types between Taiwan and other countries, it shows significantly distinctions on diversity violent types, social-populations and psychological status.</p> <p>Finally, this research recommends developing a strategy for Taiwan students' preventive procedures. It must be started in elementary school. In future researches can centralize those factors on adolescence's violent behaviors, and develop an assessment tools to refrain violent behaviors.</p>	
<b>Kind of Data</b>	抽樣調查資料 (Sample survey data)
<b>Unit of Analysis</b>	individuals

<b>Scope &amp; Coverage</b>	
<b>Time Period(s)</b>	1999-08-01
<b>Countries</b>	Taiwan, ROC
<b>Geographic Coverage</b> Taiwan	
<b>Universe</b> Students which in fourth to sixth grades, seventh to ninth grades and tenth to twelfth grades have study in Taiwan	

<b>Producers &amp; Sponsors</b>	
<b>Primary Investigator(s)</b>	Jin Wu, Department of Hydraulic and Ocean Engineering, National Cheng Kung University
<b>Other Producer(s)</b>	Institute of Sociology, Academia Sinica
<b>Funding Agency/ies</b>	Institute of Sociology, Academia Sinica

<b>Data Collection</b>	
<b>Time Period(s)</b>	start 1999-08-01 end 2000-07-31
<b>Data Collection Mode</b>	留卷自填

<b>Data Processing &amp; Appraisal</b>	
<b>Data Editing</b> The Center for Survey Research (CSR), Research Center for Humanities and Social Sciences Academia Sinica, has checked wild codes and out-of-range values, to validate and clean data.	

<b>Accessibility</b>	
<b>Contact(s)</b>	Survey Research Data Archive (Research Center for Humanities and Social Sciences, Academia Sinica) , <a href="https://srda.sinica.edu.tw">https://srda.sinica.edu.tw</a> , <a href="mailto:srda@gate.sinica.edu.tw">srda@gate.sinica.edu.tw</a>
<b>Distributor(s)</b>	Survey Research Data Archive
<b>Depositor(s)</b>	Center for Survey Research, Research Center for Humanities Social Sciences
<b>Access Conditions</b> 會員版(一般會員、院內會員)--直接下載	

# Files Description

Dataset contains 1 file(s)

<b>data</b>	
<b># Cases</b>	14022
<b># Variable(s)</b>	336

# Variables Group(s)

Dataset contains 15 group(s)

<b>Group Attitude</b>							
#	Name	Label	Type	Format	Valid	Invalid	Question
1	att1	If someone insults me, or my family, it would make me feel better if I have a chance to beat them up	discrete	numeric-1.0	13890	132	-
2	att2	If someone disrespects me, I would hit him to gain respect.	discrete	numeric-1.0	13887	135	-
3	att3	If I do not hit a person who insults me, I would be very unhappy	discrete	numeric-1.0	13882	140	-
4	att4	If someone bullies you, you are a coward if you do not retaliate	discrete	numeric-1.0	13866	156	-
5	att5	If someone stands in my way for something I want, I will make them pay for it	discrete	numeric-1.0	13880	142	-
6	att6	If someone takes advantage of me, I will make them repay in double	discrete	numeric-1.0	13887	135	-
7	att7	Some things are more quickly efficiently solved through violence	discrete	numeric-1.0	13883	139	-
8	att8	When others are not being reasonable, violence is the only solution	discrete	numeric-1.0	13854	168	-
9	att9	When someone messes with me for no reason, he deserves to be beaten up	discrete	numeric-1.0	13874	148	-
10	att10	When conflict arises and can't be negotiated, then violence is the only solution	discrete	numeric-1.0	13830	192	-

<b>Group Hostility</b>							
#	Name	Label	Type	Format	Valid	Invalid	Question
1	host1	I feel like some people are always against me (or trying to harm me)	discrete	numeric-1.0	13901	121	-
2	host2	When someone is kind to me, I suspect that they are plotting something behind my back	discrete	numeric-1.0	13901	121	-
3	host3	I feel like I often get punished for no reason	discrete	numeric-1.0	13894	128	-
4	host4	People often misinterpret the way I do things	discrete	numeric-1.0	13907	115	-
5	host5	I often feel people look at me judgmentally.	discrete	numeric-1.0	13902	120	-

#	Name	Label	Type	Format	Valid	Invalid	Question
6	host6	I feel like people are often talking about me behind my back	discrete	numeric-1.0	13883	139	-
7	host7	I found that people are often envious of my ideas	discrete	numeric-1.0	13875	147	-
8	host8	I found that some people often give themselves all the credit for success while blaming their faults on others	discrete	numeric-1.0	13867	155	-

### Group Temperament

#	Name	Label	Type	Format	Valid	Invalid	Question
1	traid1	I become angry at people easily	discrete	numeric-1.0	13925	97	-
2	traid2	I become irritated at people easily	discrete	numeric-1.0	13916	106	-
3	traid3	I am an impulsive person	discrete	numeric-1.0	13901	121	-
4	traid4	I get angry when I get delayed because of someone else's mistakes	discrete	numeric-1.0	13896	126	-
5	traid5	I often lose control of my emotions	discrete	numeric-1.0	13905	117	-
6	traid6	I use dirty words when I am angry	discrete	numeric-1.0	13899	123	-
7	traid7	I get very angry when criticized in public	discrete	numeric-1.0	13886	136	-
8	traid8	I want to hit people when I'm in a bad mood	discrete	numeric-1.0	13863	159	-
9	traid9	I get frustrated when I am not acknowledged for doing well	discrete	numeric-1.0	13821	201	-
10	traid10	I get very angry when I receive criticism for something I worked hard for	discrete	numeric-1.0	13857	165	-

### Group Control

#	Name	Label	Type	Format	Valid	Invalid	Question
1	control1	I easily make mistakes due to my emotions	discrete	numeric-1.0	13882	140	-
2	control2	I easily do things that I regret	discrete	numeric-1.0	13871	151	-
3	control3	No one can control me when I am angry	discrete	numeric-1.0	13865	157	-
4	control4	I have some bad habits that I can't get rid of no matter how hard I try	discrete	numeric-1.0	13862	160	-
5	control5	I want to do certain things even though they are against school rules	discrete	numeric-1.0	13849	173	-
6	control6	I cannot stand when someone treats me with contempt	discrete	numeric-1.0	13858	164	-



<b>Group Parents style</b>							
#	Name	Label	Type	Format	Valid	Invalid	Question
1	stylem1	Mother- My parents know who my friends are	discrete	numeric-1.0	13791	231	-
2	stylef1	Father- My parents know who my friends are	discrete	numeric-1.0	13422	600	-
3	stylem2	Mother- My parents know my behavior well	discrete	numeric-1.0	13778	244	-
4	stylef2	Father- My parents know my behavior well	discrete	numeric-1.0	13402	620	-
5	stylem3	Mother- My parents know where I am when I'm not at home	discrete	numeric-1.0	13775	247	-
6	stylef3	Father- My parents know where I am when I'm not at home	discrete	numeric-1.0	13400	622	-
7	stylem4	Mother- My parents know my living habits	discrete	numeric-1.0	13797	225	-
8	stylef4	Father- My parents know my living habits	discrete	numeric-1.0	13423	599	-
9	stylem5	Mother- I do leisure activities with my parents often	discrete	numeric-1.0	13784	238	-
10	stylef5	Father- I do leisure activities with my parents often	discrete	numeric-1.0	13397	625	-

<b>Group Children relationship</b>							
#	Name	Label	Type	Format	Valid	Invalid	Question
1	quitym1	Mother- I feel pretty close to my parents	discrete	numeric-1.0	13810	212	-
2	quityf1	Father- I feel pretty close to my parents	discrete	numeric-1.0	13464	558	-
3	quitym2	Mother- My parents know me quite well	discrete	numeric-1.0	13802	220	-
4	quityf2	Father- My parents know me quite well	discrete	numeric-1.0	13451	571	-
5	quitym3	Mother- My parents compliment me	discrete	numeric-1.0	13803	219	-
6	quityf3	Father- My parents compliment me	discrete	numeric-1.0	13459	563	-
7	quitym4	Mother- My parents discuss my life and academics with me	discrete	numeric-1.0	13797	225	-
8	quityf4	Father- My parents discuss my life and academics with me	discrete	numeric-1.0	13444	578	-
9	quitym5	Mother- My parents respect my opinions and my choices	discrete	numeric-1.0	13781	241	-
10	quityf5	Father- My parents respect my opinions and my choices	discrete	numeric-1.0	13430	592	-
11	quitym6	Mother- I think my parents are long-winded	discrete	numeric-1.0	13802	220	-

#	Name	Label	Type	Format	Valid	Invalid	Question
12	quityf6	Father- I think my parents are long-winded	discrete	numeric-1.0	13451	571	-
13	quitym7	Mother- I fight with my parents all the time	discrete	numeric-1.0	13791	231	-
14	quityf7	Father- I fight with my parents all the time	discrete	numeric-1.0	13447	575	-
15	quitym8	Mother- My parents hit me often	discrete	numeric-1.0	13800	222	-
16	quityf8	Father- My parents hit me often	discrete	numeric-1.0	13453	569	-
17	quitym9	Mother- My parents are very strict towards me	discrete	numeric-1.0	13805	217	-
18	quityf9	Father- My parents are very strict towards me	discrete	numeric-1.0	13462	560	-
19	quitym10	Mother- My parents don't give me a chance to explain myself when I make mistakes	discrete	numeric-1.0	13815	207	-
20	quityf10	Father- My parents don't give me a chance to explain myself when I make mistakes	discrete	numeric-1.0	13437	585	-
21	quitym11	Mother- I often feel like my parents do not understand how I think or feel	discrete	numeric-1.0	13679	343	-
22	quityf11	Father- I often feel like my parents do not understand how I think or feel	discrete	numeric-1.0	13333	689	-

### Group Conflict

#	Name	Label	Type	Format	Valid	Invalid	Question
1	confic1	My parents fight very often	discrete	numeric-1.0	13826	196	-
2	confic2	There are many conflicts in my family	discrete	numeric-1.0	13858	164	-
3	confic3	In my family, the same problems occur over and over again	discrete	numeric-1.0	13824	198	-
4	confic4	In my family, the siblings often fight or argue	discrete	numeric-1.0	13800	222	-
5	confic5	My parents take it out on us often after they fight	discrete	numeric-1.0	13803	219	-

### Group Campus

#	Name	Label	Type	Format	Valid	Invalid	Question
1	campus1	There are often many unreasonable demands at school	discrete	numeric-1.0	13943	79	-
2	campus2	I feel like the teacher often finds excuses to punish me	discrete	numeric-1.0	13936	86	-
3	campus3	I feel like the teacher does not like me and often make my life difficult	discrete	numeric-1.0	13932	90	-

#	Name	Label	Type	Format	Valid	Invalid	Question
4	campus4	I feel like the teacher likes to makes fun of me or tease me	discrete	numeric-1.0	13936	86	-
5	campus5	The teacher does not believe me even if I'm speaking the truth	discrete	numeric-1.0	13935	87	-
6	campus6	The teachers often have other classmates observe and tattle on me	discrete	numeric-1.0	13912	110	-
7	campus7	The teachers often go through my belongings	discrete	numeric-1.0	13908	114	-
8	campus8	The teachers want to see my grades improve	discrete	numeric-1.0	13876	146	-
9	campus9	I care a lot about what my teacher thinks about me	discrete	numeric-1.0	13915	107	-

### Group Behavior

#	Name	Label	Type	Format	Valid	Invalid	Question
1	beh1	My best subject is physical education	discrete	numeric-1.0	13941	81	-
2	beh2	I fall asleep or skip class often	discrete	numeric-1.0	13933	89	-
3	beh3	I often forget to bring the necessary equipment to class	discrete	numeric-1.0	13927	95	-
4	beh4	I often miss school work	discrete	numeric-1.0	13940	82	-
5	beh5	I often bring forbidden items to school	discrete	numeric-1.0	13916	106	-
6	beh6	When schoolmates push me around, I warn them not to do it again	discrete	numeric-1.0	13905	117	-
7	beh7	I feel school is very boring	discrete	numeric-1.0	13899	123	-
8	beh8	When schoolmates break my things, I make them pay for it	discrete	numeric-1.0	13871	151	-
9	beh9	I break public property when I'm in a bad mood	discrete	numeric-1.0	13922	100	-

### Group Peer

#	Name	Label	Type	Format	Valid	Invalid	Question
1	peer1	I have friends in middle school, high school, or people not going to school anymore	discrete	numeric-1.0	13938	84	-
2	peer2	I have friends who are in a gang outside of school	discrete	numeric-1.0	13927	95	-
3	peer3	When in conflict with others, my friends have my back	discrete	numeric-1.0	13919	103	-
4	peer4	I do everything together with my friends.	discrete	numeric-1.0	13902	120	-
5	peer5	I have people who have my back both in school and out of school.	discrete	numeric-1.0	13900	122	-

#	Name	Label	Type	Format	Valid	Invalid	Question
6	peer6	I am generous towards my friends	discrete	numeric-1.0	13897	125	-
7	peer7	If I do not avenge my friends when they get bullied, it means I lack loyalty towards my friends.	discrete	numeric-1.0	13902	120	-

**Group Bad habit**

#	Name	Label	Type	Format	Valid	Invalid	Question
1	like1	I enjoy stimulating or competitive leisure activities	discrete	numeric-1.0	13923	99	-
2	like2	I often party all night with my friends	discrete	numeric-1.0	13920	102	-
3	like3	I often play pool, go to KTVs or play videos games with my friends	discrete	numeric-1.0	13925	97	-
4	like4	I have ear or nose piercings	discrete	numeric-1.0	13924	98	-
5	like5	My friends and I often fight people one on one to protect our territory	discrete	numeric-1.0	13905	117	-
6	like6	My friends listen to what I say	discrete	numeric-1.0	13907	115	-

**Group Witness**

#	Name	Label	Type	Format	Valid	Invalid	Question
1	witt1	Verbal intimidation	discrete	numeric-1.0	13918	104	-
2	witt2	Physical threatening	discrete	numeric-1.0	13912	110	-
3	witt3	Vandalism	discrete	numeric-1.0	13918	104	-
4	witt4	Brawling	discrete	numeric-1.0	13921	101	-
5	witt5	Robbing	discrete	numeric-1.0	13903	119	-
6	witt6	Insulting	discrete	numeric-1.0	13904	118	-
7	witt7	Blackmailing	discrete	numeric-1.0	13906	116	-

**Group Victim**

#	Name	Label	Type	Format	Valid	Invalid	Question
1	victim1	Been slapped, punched, or kicked?	discrete	numeric-1.0	13928	94	-
2	victim2	Been hit with a mop handle or broomstick	discrete	numeric-1.0	13929	93	-
3	victim3	Been jumped by people after class	discrete	numeric-1.0	13931	91	-
4	victim4	Been extorted for money	discrete	numeric-1.0	13936	86	-
5	victim5	Been intimidated verbally	discrete	numeric-1.0	13935	87	-
6	victim6	Been intimidated by other's expressions	discrete	numeric-1.0	13939	83	-

#	Name	Label	Type	Format	Valid	Invalid	Question
7	victim7	Been intimidated through notes	discrete	numeric-1.0	13927	95	-
8	victim8	Been the victim of a prank	discrete	numeric-1.0	13917	105	-
9	victim9	Had your belongings damaged	discrete	numeric-1.0	13930	92	-
10	victim10	Had your belongings stolen	discrete	numeric-1.0	13927	95	-

### Group Violence

#	Name	Label	Type	Format	Valid	Invalid	Question
1	v1	Beat up other people (Many on one)	discrete	numeric-1.0	14016	6	-
2	v1m1	Beat up other people (Many on one) Received punishment	discrete	numeric-1.0	14016	6	-
3	v1m2	Beat up other people (Many on one) Differed in opinion with others	discrete	numeric-1.0	14016	6	-
4	v1m3	Beat up other people (Many on one) Tattled on others	discrete	numeric-1.0	14016	6	-
5	v1m4	Beat up other people (Many on one) Think using violence is fun	discrete	numeric-1.0	14016	6	-
6	v1m5	Beat up other people (Many on one) Been unable to borrow money	discrete	numeric-1.0	14016	6	-
7	v1m6	Beat up other people (Many on one) Been easily provoked	discrete	numeric-1.0	14016	6	-
8	v1m7	Beat up other people (Many on one) Got beaten up or held a grudge	discrete	numeric-1.0	14016	6	-
9	v1m8	Beat up other people (Many on one) Been easy to bully	discrete	numeric-1.0	14016	6	-
10	v1m9	Beat up other people (Many on one) Dating problems	discrete	numeric-1.0	14016	6	-
11	v1m10	Beat up other people (Many on one) Disliked someone for no reason	discrete	numeric-1.0	14016	6	-
12	v1m11	Beat up other people (Many on one) Felt that a problem or conflict was another person's fault.	discrete	numeric-1.0	14016	6	-
13	v1m12	Beat up other people (Many on one) Others	discrete	numeric-1.0	14016	6	-
14	v2	Fight with others (One on one)	discrete	numeric-1.0	14016	6	-
15	v2m1	Fight with others (One on one) Received punishment	discrete	numeric-1.0	14016	6	-
16	v2m2	Fight with others (One on one) Differed in opinion with others	discrete	numeric-1.0	14016	6	-
17	v2m3	Fight with others (One on one) Tattled on others	discrete	numeric-1.0	14016	6	-

#	Name	Label	Type	Format	Valid	Invalid	Question
18	v2m4	Fight with others (One on one) Think using violence is fun	discrete	numeric-1.0	14016	6	-
19	v2m5	Fight with others (One on one) Been unable to borrow money	discrete	numeric-1.0	14016	6	-
20	v2m6	Fight with others (One on one) Been easily provoked	discrete	numeric-1.0	14016	6	-
21	v2m7	Fight with others (One on one) Got beaten up or held a grudge	discrete	numeric-1.0	14016	6	-
22	v2m8	Fight with others (One on one) Been easy to bully	discrete	numeric-1.0	14016	6	-
23	v2m9	Fight with others (One on one) Dating problems	discrete	numeric-1.0	14016	6	-
24	v2m10	Fight with others (One on one) Disliked someone for no reason	discrete	numeric-1.0	14016	6	-
25	v2m11	Fight with others (One on one) Felt that a problem or conflict was another person's fault.	discrete	numeric-1.0	14016	6	-
26	v2m12	Fight with others (One on one) Others	discrete	numeric-1.0	14016	6	-
27	v3	Hurt others with items	discrete	numeric-1.0	14016	6	-
28	v3m1	Hurt others with items Received punishment	discrete	numeric-1.0	14016	6	-
29	v3m2	Hurt others with items Differed in opinion with others	discrete	numeric-1.0	14016	6	-
30	v3m3	Hurt others with items Tattled on others	discrete	numeric-1.0	14016	6	-
31	v3m4	Hurt others with items Think using violence is fun	discrete	numeric-1.0	14016	6	-
32	v3m5	Hurt others with items Been unable to borrow money	discrete	numeric-1.0	14016	6	-
33	v3m6	Hurt others with items Been easily provoked	discrete	numeric-1.0	14016	6	-
34	v3m7	Hurt others with items Got beaten up or held a grudge	discrete	numeric-1.0	14016	6	-
35	v3m8	Hurt others with items Been easy to bully	discrete	numeric-1.0	14016	6	-
36	v3m9	Hurt others with items Dating problems	discrete	numeric-1.0	14016	6	-
37	v3m10	Hurt others with items Disliked someone for no reason	discrete	numeric-1.0	14016	6	-
38	v3m11	Hurt others with items Felt that a problem or conflict was another person's fault.	discrete	numeric-1.0	14016	6	-
39	v3m12	Hurt others with items Others	discrete	numeric-1.0	14016	6	-
40	v4	Damage other's properties	discrete	numeric-1.0	14016	6	-

#	Name	Label	Type	Format	Valid	Invalid	Question
41	v4m1	Damage other's properties Received punishment	discrete	numeric-1.0	14016	6	-
42	v4m2	Damage other's properties Differed in opinion with others	discrete	numeric-1.0	14016	6	-
43	v4m3	Damage other's properties Tattled on others	discrete	numeric-1.0	14016	6	-
44	v4m4	Damage other's properties Think using violence is fun	discrete	numeric-1.0	14016	6	-
45	v4m5	Damage other's properties Been unable to borrow money	discrete	numeric-1.0	14016	6	-
46	v4m6	Damage other's properties Been easily provoked	discrete	numeric-1.0	14016	6	-
47	v4m7	Damage other's properties Got beaten up or held a grudge	discrete	numeric-1.0	14016	6	-
48	v4m8	Damage other's properties Been easy to bully	discrete	numeric-1.0	14016	6	-
49	v4m9	Damage other's properties Dating problems	discrete	numeric-1.0	14016	6	-
50	v4m10	Damage other's properties Disliked someone for no reason	discrete	numeric-1.0	14016	6	-
51	v4m11	Damage other's properties Felt that a problem or conflict was another person's fault.	discrete	numeric-1.0	14016	6	-
52	v4m12	Damage other's properties Others	discrete	numeric-1.0	14016	6	-
53	v5	Damage public properties	discrete	numeric-1.0	14016	6	-
54	v5m1	Damage public properties Received punishment	discrete	numeric-1.0	14016	6	-
55	v5m2	Damage public properties Differed in opinion with others	discrete	numeric-1.0	14016	6	-
56	v5m3	Damage public properties Tattled on others	discrete	numeric-1.0	14016	6	-
57	v5m4	Damage public properties Think using violence is fun	discrete	numeric-1.0	14016	6	-
58	v5m5	Damage public properties Been unable to borrow money	discrete	numeric-1.0	14016	6	-
59	v5m6	Damage public properties Been easily provoked	discrete	numeric-1.0	14016	6	-
60	v5m7	Damage public properties Got beaten up or held a grudge	discrete	numeric-1.0	14016	6	-
61	v5m8	Damage public properties Been easy to bully	discrete	numeric-1.0	14016	6	-
62	v5m9	Damage public properties Dating problems	discrete	numeric-1.0	14016	6	-

#	Name	Label	Type	Format	Valid	Invalid	Question
63	v5m10	Damage public properties Disliked someone for no reason	discrete	numeric-1.0	14016	6	-
64	v5m11	Damage public properties Felt that a problem or conflict was another person's fault.	discrete	numeric-1.0	14016	6	-
65	v5m12	Damage public properties Others	discrete	numeric-1.0	14016	6	-
66	v6	Intimidate or threaten others verbally	discrete	numeric-1.0	14016	6	-
67	v6m1	Intimidate or threaten others verbally Received punishment	discrete	numeric-1.0	14016	6	-
68	v6m2	Intimidate or threaten others verbally Differed in opinion with others	discrete	numeric-1.0	14016	6	-
69	v6m3	Intimidate or threaten others verbally Tattled on others	discrete	numeric-1.0	14016	6	-
70	v6m4	Intimidate or threaten others verbally Think using violence is fun	discrete	numeric-1.0	14016	6	-
71	v6m5	Intimidate or threaten others verbally Been unable to borrow money	discrete	numeric-1.0	14016	6	-
72	v6m6	Intimidate or threaten others verbally Been easily provoked	discrete	numeric-1.0	14016	6	-
73	v6m7	Intimidate or threaten others verbally Got beaten up or held a grudge	discrete	numeric-1.0	14016	6	-
74	v6m8	Intimidate or threaten others verbally Been easy to bully	discrete	numeric-1.0	14016	6	-
75	v6m9	Intimidate or threaten others verbally Dating problems	discrete	numeric-1.0	14016	6	-
76	v6m10	Intimidate or threaten others verbally Disliked someone for no reason	discrete	numeric-1.0	14016	6	-
77	v6m11	Intimidate or threaten others verbally Felt that a problem or conflict was another person's fault.	discrete	numeric-1.0	14016	6	-
78	v6m12	Intimidate or threaten others verbally Others	discrete	numeric-1.0	14016	6	-
79	v7	Insult classmates	discrete	numeric-1.0	14016	6	-
80	v7m1	Insult classmates Received punishment	discrete	numeric-1.0	14016	6	-
81	v7m2	Insult classmates Differed in opinion with others	discrete	numeric-1.0	14016	6	-
82	v7m3	Insult classmates Tattled on others	discrete	numeric-1.0	14016	6	-
83	v7m4	Insult classmates Think using violence is fun	discrete	numeric-1.0	14016	6	-



#	Name	Label	Type	Format	Valid	Invalid	Question
84	v7m5	Insult classmates Been unable to borrow money	discrete	numeric-1.0	14016	6	-
85	v7m6	Insult classmates Been easily provoked	discrete	numeric-1.0	14016	6	-
86	v7m7	Insult classmates Got beaten up or held a grudge	discrete	numeric-1.0	14015	7	-
87	v7m8	Insult classmates Been easy to bully	discrete	numeric-1.0	14015	7	-
88	v7m9	Insult classmates Dating problems	discrete	numeric-1.0	14015	7	-
89	v7m10	Insult classmates Disliked someone for no reason	discrete	numeric-1.0	14015	7	-
90	v7m11	Insult classmates Felt that a problem or conflict was another person's fault.	discrete	numeric-1.0	14015	7	-
91	v7m12	Insult classmates Others	discrete	numeric-1.0	14015	7	-
92	v8	Extort or blackmail using various methods	discrete	numeric-1.0	14015	7	-
93	v8m1	Extort or blackmail using various methods Received punishment	discrete	numeric-1.0	14015	7	-
94	v8m2	Extort or blackmail using various methods Differed in opinion with others	discrete	numeric-1.0	14015	7	-
95	v8m3	Extort or blackmail using various methods Tattled on others	discrete	numeric-1.0	14015	7	-
96	v8m4	Extort or blackmail using various methods Think using violence is fun	discrete	numeric-1.0	14015	7	-
97	v8m5	Extort or blackmail using various methods Been unable to borrow money	discrete	numeric-1.0	14015	7	-
98	v8m6	Extort or blackmail using various methods Been easily provoked	discrete	numeric-1.0	14015	7	-
99	v8m7	Extort or blackmail using various methods Got beaten up or held a grudge	discrete	numeric-1.0	14015	7	-
100	v8m8	Extort or blackmail using various methods Been easy to bully	discrete	numeric-1.0	14015	7	-
101	v8m9	Extort or blackmail using various methods Dating problems	discrete	numeric-1.0	14015	7	-
102	v8m10	Extort or blackmail using various methods Disliked someone for no reason	discrete	numeric-1.0	14015	7	-
103	v8m11	Extort or blackmail using various methods Felt that a problem or conflict was another person's fault.	discrete	numeric-1.0	14015	7	-
104	v8m12	Extort or blackmail using various methods Others	discrete	numeric-1.0	14015	7	-

#	Name	Label	Type	Format	Valid	Invalid	Question
105	v9	Pranking classmates intentionally	discrete	numeric-1.0	14015	7	-
106	v9m1	Pranking classmates intentionally Received punishment	discrete	numeric-1.0	14015	7	-
107	v9m2	Pranking classmates intentionally Differed in opinion with others	discrete	numeric-1.0	14015	7	-
108	v9m3	Pranking classmates intentionally Tattled on others	discrete	numeric-1.0	14015	7	-
109	v9m4	Pranking classmates intentionally Think using violence is fun	discrete	numeric-1.0	14015	7	-
110	v9m5	Pranking classmates intentionally Been unable to borrow money	discrete	numeric-1.0	14015	7	-
111	v9m6	Pranking classmates intentionally Been easily provoked	discrete	numeric-1.0	14015	7	-
112	v9m7	Pranking classmates intentionally Got beaten up or held a grudge	discrete	numeric-1.0	14015	7	-
113	v9m8	Pranking classmates intentionally Been easy to bully	discrete	numeric-1.0	14015	7	-
114	v9m9	Pranking classmates intentionally Dating problems	discrete	numeric-1.0	14015	7	-
115	v9m10	Pranking classmates intentionally Disliked someone for no reason	discrete	numeric-1.0	14015	7	-
116	v9m11	Pranking classmates intentionally Felt that a problem or conflict was another person's fault.	discrete	numeric-1.0	14015	7	-
117	v9m12	Pranking classmates intentionally Others	discrete	numeric-1.0	14015	7	-
118	v10	Force others to buy things for you	discrete	numeric-1.0	14015	7	-
119	v10m1	Force others to buy things for you Received punishment	discrete	numeric-1.0	14015	7	-
120	v10m2	Force others to buy things for you Differed in opinion with others	discrete	numeric-1.0	14015	7	-
121	v10m3	Force others to buy things for you Tattled on others	discrete	numeric-1.0	14015	7	-
122	v10m4	Force others to buy things for you Think using violence is fun	discrete	numeric-1.0	14015	7	-
123	v10m5	Force others to buy things for you Been unable to borrow money	discrete	numeric-1.0	14015	7	-
124	v10m6	Force others to buy things for you Been easily provoked	discrete	numeric-1.0	14015	7	-

#	Name	Label	Type	Format	Valid	Invalid	Question
125	v10m7	Force others to buy things for you Got beaten up or held a grudge	discrete	numeric-1.0	14014	8	-
126	v10m8	Force others to buy things for you Been easy to bully	discrete	numeric-1.0	14014	8	-
127	v10m9	Force others to buy things for you Dating problems	discrete	numeric-1.0	14014	8	-
128	v10m10	Force others to buy things for you Disliked someone for no reason	discrete	numeric-1.0	14014	8	-
129	v10m11	Force others to buy things for you Felt that a problem or conflict was another person's fault.	discrete	numeric-1.0	14014	8	-
130	v10m12	Force others to buy things for you Others	discrete	numeric-1.0	14014	8	-
131	v11	Beat up your teacher	discrete	numeric-1.0	14014	8	-
132	v11m1	Beat up your teacher Received punishment	discrete	numeric-1.0	14014	8	-
133	v11m2	Beat up your teacher For friends	discrete	numeric-1.0	14014	8	-
134	v11m3	Beat up your teacher Teacher's unfair	discrete	numeric-1.0	14014	8	-
135	v11m4	Beat up your teacher Differed in opinion with others	discrete	numeric-1.0	14014	8	-
136	v11m5	Beat up your teacher Been easily provoked	discrete	numeric-1.0	14014	8	-
137	v11m6	Beat up your teacher Been easy to bully	discrete	numeric-1.0	14014	8	-
138	v11m7	Beat up your teacher Teacher's needs unreasonable	discrete	numeric-1.0	14014	8	-
139	v11m8	Beat up your teacher Disliked someone for no reason	discrete	numeric-1.0	14014	8	-
140	v11m9	Beat up your teacher Others	discrete	numeric-1.0	14014	8	-
141	v12	Use items to hurt your teacher	discrete	numeric-1.0	14014	8	-
142	v12m1	Use items to hurt your teacher Received punishment	discrete	numeric-1.0	14014	8	-
143	v12m2	Use items to hurt your teacher For friends	discrete	numeric-1.0	14014	8	-
144	v12m3	Use items to hurt your teacher Teacher's unfair	discrete	numeric-1.0	14014	8	-
145	v12m4	Use items to hurt your teacher Differed in opinion with others	discrete	numeric-1.0	14014	8	-
146	v12m5	Use items to hurt your teacher Been easily provoked	discrete	numeric-1.0	14014	8	-
147	v12m6	Use items to hurt your teacher Been easy to bully	discrete	numeric-1.0	14014	8	-
148	v12m7	Use items to hurt your teacher Teacher's needs unreasonable	discrete	numeric-1.0	14014	8	-

#	Name	Label	Type	Format	Valid	Invalid	Question
149	v12m8	Use items to hurt your teacher Disliked someone for no reason	discrete	numeric-1.0	14014	8	-
150	v12m9	Use items to hurt your teacher Others	discrete	numeric-1.0	14014	8	-
151	v13	Insulted teachers to their faces	discrete	numeric-1.0	14014	8	-
152	v13m1	Insulted teachers to their faces Received punishment	discrete	numeric-1.0	14014	8	-
153	v13m2	Insulted teachers to their faces For friends	discrete	numeric-1.0	14014	8	-
154	v13m3	Insulted teachers to their faces Teacher's unfair	discrete	numeric-1.0	14014	8	-
155	v13m4	Insulted teachers to their faces Differed in opinion with others	discrete	numeric-1.0	14014	8	-
156	v13m5	Insulted teachers to their faces Been easily provoked	discrete	numeric-1.0	14014	8	-
157	v13m6	Insulted teachers to their faces Been easy to bully	discrete	numeric-1.0	14014	8	-
158	v13m7	Insulted teachers to their faces Teacher's needs unreasonable	discrete	numeric-1.0	14014	8	-
159	v13m8	Insulted teachers to their faces Disliked someone for no reason	discrete	numeric-1.0	14014	8	-
160	v13m9	Insulted teachers to their faces Others	discrete	numeric-1.0	14014	8	-
161	v14	Threaten teachers	discrete	numeric-1.0	14014	8	-
162	v14m1	Threaten teachers Received punishment	discrete	numeric-1.0	14014	8	-
163	v14m2	Threaten teachers For friends	discrete	numeric-1.0	14014	8	-
164	v14m3	Threaten teachers Teacher's unfair	discrete	numeric-1.0	14014	8	-
165	v14m4	Threaten teachers Differed in opinion with others	discrete	numeric-1.0	14014	8	-
166	v14m5	Threaten teachers Been easily provoked	discrete	numeric-1.0	14014	8	-
167	v14m6	Threaten teachers Been easy to bully	discrete	numeric-1.0	14014	8	-
168	v14m7	Threaten teachers Teacher's needs unreasonable	discrete	numeric-1.0	14014	8	-
169	v14m8	Threaten teachers Disliked someone for no reason	discrete	numeric-1.0	14014	8	-
170	v14m9	Threaten teachers Others	discrete	numeric-1.0	14014	8	-
171	v15	Extort teachers	discrete	numeric-1.0	14014	8	-
172	v15m1	Extort teachers Received punishment	discrete	numeric-1.0	14014	8	-
173	v15m2	Extort teachers For friends	discrete	numeric-1.0	14014	8	-
174	v15m3	Extort teachers Teacher's unfair	discrete	numeric-1.0	14014	8	-

#	Name	Label	Type	Format	Valid	Invalid	Question
175	v15m4	Extort teachers Differed in opinion with others	discrete	numeric-1.0	14014	8	-
176	v15m5	Extort teachers Been easily provoked	discrete	numeric-1.0	14014	8	-
177	v15m6	Extort teachers Been easy to bully	discrete	numeric-1.0	14014	8	-
178	v15m7	Extort teachers Teacher's needs unreasonable	discrete	numeric-1.0	14014	8	-
179	v15m8	Extort teachers Disliked someone for no reason	discrete	numeric-1.0	14014	8	-
180	v15m9	Extort teachers Others	discrete	numeric-1.0	14014	8	-
181	v16	Played pranks on teachers.	discrete	numeric-1.0	14014	8	-
182	v16m1	Played pranks on teachers Received punishment	discrete	numeric-1.0	14014	8	-
183	v16m2	Played pranks on teachers For friends	discrete	numeric-1.0	14014	8	-
184	v16m3	Played pranks on teachers. Teacher's unfair	discrete	numeric-1.0	14014	8	-
185	v16m4	Played pranks on teachers. Differed in opinion with others	discrete	numeric-1.0	14014	8	-
186	v16m5	Played pranks on teachers. Been easily provoked	discrete	numeric-1.0	14014	8	-
187	v16m6	Played pranks on teachers. Been easy to bully	discrete	numeric-1.0	14014	8	-
188	v16m7	Played pranks on teachers. Teacher's needs unreasonable	discrete	numeric-1.0	14014	8	-
189	v16m8	Played pranks on teachers. Disliked someone for no reason	discrete	numeric-1.0	14014	8	-
190	v16m9	Played pranks on teachers. Others	discrete	numeric-1.0	14014	8	-
191	v17	Do the opposite of what the teacher says	discrete	numeric-1.0	14014	8	-
192	v17m1	Do the opposite of what the teacher says Received punishment	discrete	numeric-1.0	14014	8	-
193	v17m2	Do the opposite of what the teacher says For friends	discrete	numeric-1.0	14014	8	-
194	v17m3	Do the opposite of what the teacher says Teacher's unfair	discrete	numeric-1.0	14014	8	-
195	v17m4	Do the opposite of what the teacher says Differed in opinion with others	discrete	numeric-1.0	14014	8	-
196	v17m5	Do the opposite of what the teacher says Been easily provoked	discrete	numeric-1.0	14014	8	-
197	v17m6	Do the opposite of what the teacher says Been easy to bully	discrete	numeric-1.0	14014	8	-

#	Name	Label	Type	Format	Valid	Invalid	Question
198	v17m7	Do the opposite of what the teacher says Teacher's needs unreasonable	discrete	numeric-1.0	14014	8	-
199	v17m8	Do the opposite of what the teacher says Disliked someone for no reason	discrete	numeric-1.0	14014	8	-
200	v17m9	Do the opposite of what the teacher says Others	discrete	numeric-1.0	14014	8	-

### Group Personal information

#	Name	Label	Type	Format	Valid	Invalid	Question
1	scl	School	discrete	numeric-1.0	14022	0	-
2	id	ID	continuous	numeric-2.0	14022	0	-
3	sex	Sex	discrete	numeric-1.0	13914	108	-
4	grade	Current grade	discrete	numeric-1.0	14003	19	-
5	fa	Father's biological status	discrete	numeric-1.0	13911	111	-
6	ma	Mother's biological status	discrete	numeric-1.0	13900	122	-
7	ocufa	Father's occupation	discrete	numeric-1.0	13446	576	-
8	ocuma	Mother's occupation	discrete	numeric-1.0	13636	386	-
9	live	Which family members do you mainly live with?	discrete	numeric-1.0	13908	114	-
10	care	Who takes care of you mainly?	discrete	numeric-1.0	13820	202	-
11	edufa	Your father's highest education	discrete	numeric-1.0	13789	233	-
12	eduma	Your mother's highest education	discrete	numeric-1.0	13821	201	-
13	score	How were your grades last semester?	discrete	numeric-1.0	13562	460	-
14	smoke	Do you smoke?	discrete	numeric-1.0	13950	72	-
15	week	How many cigarettes do you smoke a week?	discrete	numeric-1.0	13903	119	-
16	drink	How often did you drink in the last six months?	discrete	numeric-1.0	13934	88	-
17	money	On average, how much money do you have as daily living expenses for a week?	discrete	numeric-1.0	13951	71	-

# Variables Description

Dataset contains 336 variable(s)

## File : data

### # scl: School

**Information** [Type= discrete] [Format=numeric] [Range= 0-4] [Missing=\*]

**Statistics [NW/ W]** [Valid=14022 /-] [Invalid=0 /-]

Value	Label	Cases	Percentage
0		1	0.0%
1	Senior high school	3769	26.9%
2	Vocational high school	4072	29.0%
3	Junior high school	3058	21.8%
4	Elementary School	3122	22.3%

*Warning: these figures indicate the number of cases found in the data file. They cannot be interpreted as summary statistics of the population of interest.*

### # id: ID

**Information** [Type= continuous] [Format=numeric] [Range= 1-64] [Missing=\*]

**Statistics [NW/ W]** [Valid=14022 /-] [Invalid=0 /-] [Mean=34.05 /-] [StdDev=18.288 /-]

### # sex: Sex

**Information** [Type= discrete] [Format=numeric] [Range= 1-2] [Missing=\*/-9]

**Statistics [NW/ W]** [Valid=13914 /-] [Invalid=108 /-]

Value	Label	Cases	Percentage
1	Male	6882	49.5%
2	Female	7032	50.5%
-9	Missing	108	

*Warning: these figures indicate the number of cases found in the data file. They cannot be interpreted as summary statistics of the population of interest.*

### # grade: Current grade

**Information** [Type= discrete] [Format=numeric] [Range= 1-9] [Missing=\*/-9]

**Statistics [NW/ W]** [Valid=14003 /-] [Invalid=19 /-]

Value	Label	Cases	Percentage
1	4th grade	907	6.5%
2	5th grade	1114	8.0%
3	6th grade	1099	7.8%
4	7th grade	943	6.7%
5	8th grade	1038	7.4%
6	9th grade	1070	7.6%
7	10th grade	2773	19.8%
8	11th grade	2497	17.8%
9	12th grade	2562	18.3%
-9	Missing	19	

*Warning: these figures indicate the number of cases found in the data file. They cannot be interpreted as summary statistics of the population of interest.*

### # fa: Father's biological status

**Information** [Type= discrete] [Format=numeric] [Range= 1-2] [Missing=\*/-9]

**Statistics [NW/ W]** [Valid=13911 /-] [Invalid=111 /-]

Value	Label	Cases	Percentage
1	Live	13394	96.3%
2	Died	517	3.7%



## File : data

### # fa: Father's biological status

Value	Label	Cases	Percentage
-9	Missing	111	

*Warning: these figures indicate the number of cases found in the data file. They cannot be interpreted as summary statistics of the population of interest.*

### # ma: Mother's biological status

<b>Information</b>	[Type= discrete] [Format=numeric] [Range= 1-2] [Missing=*/-9]
<b>Statistics [NW/ W]</b>	[Valid=13900 /-] [Invalid=122 /-]

Value	Label	Cases	Percentage
1	Live	13715	98.7%
2	Died	185	1.3%
-9	Missing	122	

*Warning: these figures indicate the number of cases found in the data file. They cannot be interpreted as summary statistics of the population of interest.*

### # ocufa: Father's occupation

<b>Information</b>	[Type= discrete] [Format=numeric] [Range= 1-5] [Missing=*/-9]
<b>Statistics [NW/ W]</b>	[Valid=13446 /-] [Invalid=576 /-]

Value	Label	Cases	Percentage
1	First species	4302	32.0%
2	Second species	4490	33.4%
3	Third species	2279	16.9%
4	Forth species	1947	14.5%
5	Fifth species	428	3.2%
-9	Missing	576	

*Warning: these figures indicate the number of cases found in the data file. They cannot be interpreted as summary statistics of the population of interest.*

### # ocuma: Mother's occupation

<b>Information</b>	[Type= discrete] [Format=numeric] [Range= 1-5] [Missing=*/-9]
<b>Statistics [NW/ W]</b>	[Valid=13636 /-] [Invalid=386 /-]

Value	Label	Cases	Percentage
1	First species	8488	62.2%
2	Second species	2567	18.8%
3	Third species	1393	10.2%
4	Forth species	1035	7.6%
5	Fifth species	153	1.1%
-9	Missing	386	

*Warning: these figures indicate the number of cases found in the data file. They cannot be interpreted as summary statistics of the population of interest.*

### # live: Which family members do you mainly live with?

<b>Information</b>	[Type= discrete] [Format=numeric] [Range= 1-6] [Missing=*/-9]
<b>Statistics [NW/ W]</b>	[Valid=13908 /-] [Invalid=114 /-]

Value	Label	Cases	Percentage
1	Only live with my parents	10178	73.2%
2	Live with either father or mother	1071	7.7%
3	Live with my grandparents, but not with my parents	374	2.7%
4	Live with other relatives	338	2.4%
5	Rents a house or boards at school	692	5.0%

## File : data

### # live: Which family members do you mainly live with?

Value	Label	Cases	Percentage
6	Others	1255	9.0%
-9	Missing	114	

Warning: these figures indicate the number of cases found in the data file. They cannot be interpreted as summary statistics of the population of interest.

### # care: Who takes care of you mainly?

<b>Information</b>	[Type= discrete] [Format=numeric] [Range= 1-5] [Missing=*/-9]
<b>Statistics [NW/ W]</b>	[Valid=13820 /-] [Invalid=202 /-]

Value	Label	Cases	Percentage
1	Father Mother	12478	90.3%
2	Grandfather Grandmother	503	3.6%
3	Relatives	223	1.6%
4	Friends or Classmates	137	1.0%
5	Others	479	3.5%
-9	Missing	202	

Warning: these figures indicate the number of cases found in the data file. They cannot be interpreted as summary statistics of the population of interest.

### # edufa: Your father's highest education

<b>Information</b>	[Type= discrete] [Format=numeric] [Range= 1-7] [Missing=*/-9]
<b>Statistics [NW/ W]</b>	[Valid=13789 /-] [Invalid=233 /-]

Value	Label	Cases	Percentage
1	Illiterate or Elementary School	2637	19.1%
2	Junior high school	3352	24.3%
3	Senior high school	4513	32.7%
4	Vocational senior high school	1540	11.2%
5	University	1526	11.1%
6	Graduate School and above	0	
7	Others	221	1.6%
-9	Missing	233	

Warning: these figures indicate the number of cases found in the data file. They cannot be interpreted as summary statistics of the population of interest.

### # eduma: Your mother's highest education

<b>Information</b>	[Type= discrete] [Format=numeric] [Range= 1-7] [Missing=*/-9]
<b>Statistics [NW/ W]</b>	[Valid=13821 /-] [Invalid=201 /-]

Value	Label	Cases	Percentage
1	Illiterate or Elementary School	3415	24.7%
2	Junior high school	3689	26.7%
3	Senior high school	4467	32.3%
4	Vocational senior high school	1135	8.2%
5	University	811	5.9%
6	Graduate School and above	109	0.8%
7	Others	195	1.4%
-9	Missing	201	

Warning: these figures indicate the number of cases found in the data file. They cannot be interpreted as summary statistics of the population of interest.

## File : data

### # score: How were your grades last semester?

**Information** [Type= discrete] [Format=numeric] [Range= 1-6] [Missing=\*/-9]

**Statistics [NW/ W]** [Valid=13562 /-] [Invalid=460 /-]

Value	Label	Cases	Percentage
1	A+	0	
2	A	6406	47.2%
3	B	3867	28.5%
4	C	2996	22.1%
5	D	0	
6	Others	293	2.2%
-9	Missing	460	

*Warning: these figures indicate the number of cases found in the data file. They cannot be interpreted as summary statistics of the population of interest.*

### # smoke: Do you smoke?

**Information** [Type= discrete] [Format=numeric] [Range= 0-1] [Missing=\*/-9]

**Statistics [NW/ W]** [Valid=13950 /-] [Invalid=72 /-]

Value	Label	Cases	Percentage
0	No	10832	77.6%
1	Yes	3118	22.4%
-9	Missing	72	

*Warning: these figures indicate the number of cases found in the data file. They cannot be interpreted as summary statistics of the population of interest.*

### # week: How many cigarettes do you smoke a week?

**Information** [Type= discrete] [Format=numeric] [Range= 1-4] [Missing=\*/-9]

**Statistics [NW/ W]** [Valid=13903 /-] [Invalid=119 /-]

Value	Label	Cases	Percentage
1	Not smoke	12453	89.6%
2	Below five	632	4.5%
3	Five to Ten	712	5.1%
4	Over 10	106	0.8%
-9		119	

*Warning: these figures indicate the number of cases found in the data file. They cannot be interpreted as summary statistics of the population of interest.*

### # drink: How often did you drink in the last six months?

**Information** [Type= discrete] [Format=numeric] [Range= 0-1] [Missing=\*/-9]

**Statistics [NW/ W]** [Valid=13934 /-] [Invalid=88 /-]

Value	Label	Cases	Percentage
0	No	11519	82.7%
1	Yes	2415	17.3%
-9	Missing	88	

*Warning: these figures indicate the number of cases found in the data file. They cannot be interpreted as summary statistics of the population of interest.*

### # money: On average, how much money do you have as daily living expenses for a week?

**Information** [Type= discrete] [Format=numeric] [Range= 0-1] [Missing=\*/-9]

**Statistics [NW/ W]** [Valid=13951 /-] [Invalid=71 /-] [Mean=0.376 /-] [StdDev=0.484 /-]

## File : data

### # money: On average, how much money do you have as daily living expenses for a week?

Value	Label	Cases	Percentage
0		8710	62.4%
1		5241	37.6%
-9		64	
Sysmiss		7	

Warning: these figures indicate the number of cases found in the data file. They cannot be interpreted as summary statistics of the population of interest.

### # att1: If someone insults me, or my family, it would make me feel better if I have a chance to beat them up

<b>Information</b>	[Type= discrete] [Format=numeric] [Range= 1-4] [Missing=*/-9]
<b>Statistics [NW/ W]</b>	[Valid=13890 /-] [Invalid=132 /-]

Value	Label	Cases	Percentage
1	Not at all	4142	29.8%
2	Not match	5334	38.4%
3	Match	2537	18.3%
4	Very match	1877	13.5%
-9	Missing	88	
Sysmiss		44	

Warning: these figures indicate the number of cases found in the data file. They cannot be interpreted as summary statistics of the population of interest.

### # att2: If someone disrespects me, I would hit him to gain respect.

<b>Information</b>	[Type= discrete] [Format=numeric] [Range= 1-4] [Missing=*/-9]
<b>Statistics [NW/ W]</b>	[Valid=13887 /-] [Invalid=135 /-]

Value	Label	Cases	Percentage
1	Not at all	7955	57.3%
2	Not match	4443	32.0%
3	Match	1082	7.8%
4	Very match	407	2.9%
-9	Missing	99	
Sysmiss		36	

Warning: these figures indicate the number of cases found in the data file. They cannot be interpreted as summary statistics of the population of interest.

### # att3: If I do not hit a person who insults me, I would be very unhappy

<b>Information</b>	[Type= discrete] [Format=numeric] [Range= 1-4] [Missing=*/-9]
<b>Statistics [NW/ W]</b>	[Valid=13882 /-] [Invalid=140 /-]

Value	Label	Cases	Percentage
1	Not at all	8329	60.0%
2	Not match	3670	26.4%
3	Match	1143	8.2%
4	Very match	740	5.3%
-9	Missing	104	
Sysmiss		36	

Warning: these figures indicate the number of cases found in the data file. They cannot be interpreted as summary statistics of the population of interest.

### # att4: If someone bullies you, you are a coward if you do not retaliate

<b>Information</b>	[Type= discrete] [Format=numeric] [Range= 1-4] [Missing=*/-9]
<b>Statistics [NW/ W]</b>	[Valid=13866 /-] [Invalid=156 /-]

## File : data

### # att4: If someone bullies you, you are a coward if you do not retaliate

Value	Label	Cases	Percentage
1	Not at all	8099	58.4%
2	Not match	3792	27.3%
3	Match	1217	8.8%
4	Very match	758	5.5%
-9	Missing	120	
Sysmiss		36	

Warning: these figures indicate the number of cases found in the data file. They cannot be interpreted as summary statistics of the population of interest.

### # att5: If someone stands in my way for something I want, I will make them pay for it

<b>Information</b>	[Type= discrete] [Format=numeric] [Range= 1-4] [Missing=*/-9]
<b>Statistics [NW/ W]</b>	[Valid=13880 /-] [Invalid=142 /-]

Value	Label	Cases	Percentage
1	Not at all	7460	53.7%
2	Not match	4455	32.1%
3	Match	1222	8.8%
4	Very match	743	5.4%
-9	Missing	106	
Sysmiss		36	

Warning: these figures indicate the number of cases found in the data file. They cannot be interpreted as summary statistics of the population of interest.

### # att6: If someone takes advantage of me, I will make them repay in double

<b>Information</b>	[Type= discrete] [Format=numeric] [Range= 1-4] [Missing=*/-9]
<b>Statistics [NW/ W]</b>	[Valid=13887 /-] [Invalid=135 /-]

Value	Label	Cases	Percentage
1	Not at all	6412	46.2%
2	Not match	4723	34.0%
3	Match	1639	11.8%
4	Very match	1113	8.0%
-9	Missing	99	
Sysmiss		36	

Warning: these figures indicate the number of cases found in the data file. They cannot be interpreted as summary statistics of the population of interest.

### # att7: Some things are more quickly efficiently solved through violence

<b>Information</b>	[Type= discrete] [Format=numeric] [Range= 1-4] [Missing=*/-9]
<b>Statistics [NW/ W]</b>	[Valid=13883 /-] [Invalid=139 /-]

Value	Label	Cases	Percentage
1	Not at all	9858	71.0%
2	Not match	2858	20.6%
3	Match	666	4.8%
4	Very match	501	3.6%
-9	Missing	103	
Sysmiss		36	

Warning: these figures indicate the number of cases found in the data file. They cannot be interpreted as summary statistics of the population of interest.

## File : data

### # att8: When others are not being reasonable, violence is the only solution

**Information** [Type= discrete] [Format=numeric] [Range= 1-4] [Missing=\*/-9]

**Statistics [NW/ W]** [Valid=13854 /-] [Invalid=168 /-]

Value	Label	Cases	Percentage
1	Not at all	7488	54.0%
2	Not match	4009	28.9%
3	Match	1410	10.2%
4	Very match	947	6.8%
-9	Missing	132	
Sysmiss		36	

*Warning: these figures indicate the number of cases found in the data file. They cannot be interpreted as summary statistics of the population of interest.*

### # att9: When someone messes with me for no reason, he deserves to be beaten up

**Information** [Type= discrete] [Format=numeric] [Range= 1-4] [Missing=\*/-9]

**Statistics [NW/ W]** [Valid=13874 /-] [Invalid=148 /-]

Value	Label	Cases	Percentage
1	Not at all	4538	32.7%
2	Not match	4730	34.1%
3	Match	2242	16.2%
4	Very match	2364	17.0%
-9	Missing	112	
Sysmiss		36	

*Warning: these figures indicate the number of cases found in the data file. They cannot be interpreted as summary statistics of the population of interest.*

### # att10: When conflict arises and can't be negotiated, then violence is the only solution

**Information** [Type= discrete] [Format=numeric] [Range= 1-4] [Missing=\*/-9]

**Statistics [NW/ W]** [Valid=13830 /-] [Invalid=192 /-]

Value	Label	Cases	Percentage
1	Not at all	7790	56.3%
2	Not match	3741	27.0%
3	Match	1281	9.3%
4	Very match	1018	7.4%
-9	Missing	156	
Sysmiss		36	

*Warning: these figures indicate the number of cases found in the data file. They cannot be interpreted as summary statistics of the population of interest.*

### # host1: I feel like some people are always against me (or trying to harm me)

**Information** [Type= discrete] [Format=numeric] [Range= 1-4] [Missing=\*/-9]

**Statistics [NW/ W]** [Valid=13901 /-] [Invalid=121 /-]

Value	Label	Cases	Percentage
1	Not at all	6572	47.3%
2	Not match	4553	32.8%
3	Match	1682	12.1%
4	Very match	1094	7.9%
-9	Missing	85	
Sysmiss		36	

## File : data

### # host1: I feel like some people are always against me (or trying to harm me)

*Warning: these figures indicate the number of cases found in the data file. They cannot be interpreted as summary statistics of the population of interest.*

### # host2: When someone is kind to me, I suspect that they are plotting something behind my back

**Information** [Type= discrete] [Format=numeric] [Range= 1-4] [Missing=\*/-9]

**Statistics [NW/ W]** [Valid=13901 /-] [Invalid=121 /-]

Value	Label	Cases	Percentage
1	Not at all	8431	60.7%
2	Not match	3775	27.2%
3	Match	1121	8.1%
4	Very match	574	4.1%
-9	Missing	85	
Sysmiss		36	

*Warning: these figures indicate the number of cases found in the data file. They cannot be interpreted as summary statistics of the population of interest.*

### # host3: I feel like I often get punished for no reason

**Information** [Type= discrete] [Format=numeric] [Range= 1-4] [Missing=\*/-9]

**Statistics [NW/ W]** [Valid=13894 /-] [Invalid=128 /-]

Value	Label	Cases	Percentage
1	Not at all	8333	60.0%
2	Not match	3718	26.8%
3	Match	1145	8.2%
4	Very match	698	5.0%
-9	Missing	92	
Sysmiss		36	

*Warning: these figures indicate the number of cases found in the data file. They cannot be interpreted as summary statistics of the population of interest.*

### # host4: People often misinterpret the way I do things

**Information** [Type= discrete] [Format=numeric] [Range= 1-4] [Missing=\*/-9]

**Statistics [NW/ W]** [Valid=13907 /-] [Invalid=115 /-]

Value	Label	Cases	Percentage
1	Not at all	5380	38.7%
2	Not match	5506	39.6%
3	Match	2047	14.7%
4	Very match	974	7.0%
-9	Missing	79	
Sysmiss		36	

*Warning: these figures indicate the number of cases found in the data file. They cannot be interpreted as summary statistics of the population of interest.*

### # host5: I often feel people look at me judgmentally.

**Information** [Type= discrete] [Format=numeric] [Range= 1-4] [Missing=\*/-9]

**Statistics [NW/ W]** [Valid=13902 /-] [Invalid=120 /-]

Value	Label	Cases	Percentage
1	Not at all	7254	52.2%
2	Not match	4442	32.0%
3	Match	1446	10.4%
4	Very match	760	5.5%

**File : data****# host5: I often feel people look at me judgmentally.**

Value	Label	Cases	Percentage
-9	Missing	84	
Sysmiss		36	

Warning: these figures indicate the number of cases found in the data file. They cannot be interpreted as summary statistics of the population of interest.

**# host6: I feel like people are often talking about me behind my back**

<b>Information</b>	[Type= discrete] [Format=numeric] [Range= 1-4] [Missing=*/-9]
<b>Statistics [NW/ W]</b>	[Valid=13883 /-] [Invalid=139 /-]

Value	Label	Cases	Percentage
1	Not at all	6790	48.9%
2	Not match	4747	34.2%
3	Match	1541	11.1%
4	Very match	805	5.8%
-9	Missing	103	
Sysmiss		36	

Warning: these figures indicate the number of cases found in the data file. They cannot be interpreted as summary statistics of the population of interest.

**# host7: I found that people are often envious of my ideas**

<b>Information</b>	[Type= discrete] [Format=numeric] [Range= 1-4] [Missing=*/-9]
<b>Statistics [NW/ W]</b>	[Valid=13875 /-] [Invalid=147 /-]

Value	Label	Cases	Percentage
1	Not at all	9736	70.2%
2	Not match	2952	21.3%
3	Match	739	5.3%
4	Very match	448	3.2%
-9	Missing	111	
Sysmiss		36	

Warning: these figures indicate the number of cases found in the data file. They cannot be interpreted as summary statistics of the population of interest.

**# host8: I found that some people often give themselves all the credit for success while blaming their faults on others**

<b>Information</b>	[Type= discrete] [Format=numeric] [Range= 1-4] [Missing=*/-9]
<b>Statistics [NW/ W]</b>	[Valid=13867 /-] [Invalid=155 /-]

Value	Label	Cases	Percentage
1	Not at all	3595	25.9%
2	Not match	4557	32.9%
3	Match	3173	22.9%
4	Very match	2542	18.3%
-9	Missing	119	
Sysmiss		36	

Warning: these figures indicate the number of cases found in the data file. They cannot be interpreted as summary statistics of the population of interest.

**# traid1: I become angry at people easily**

<b>Information</b>	[Type= discrete] [Format=numeric] [Range= 1-4] [Missing=*/-9]
<b>Statistics [NW/ W]</b>	[Valid=13925 /-] [Invalid=97 /-]

Value	Label	Cases	Percentage
1	Not at all	4561	32.8%



## File : data

### # traid1: I become angry at people easily

Value	Label	Cases	Percentage
2	Not match	5890	42.3%
3	Match	2329	16.7%
4	Very match	1145	8.2%
-9	Missing	61	
Sysmiss		36	

Warning: these figures indicate the number of cases found in the data file. They cannot be interpreted as summary statistics of the population of interest.

### # traid2: I become irritated at people easily

<b>Information</b>	[Type= discrete] [Format=numeric] [Range= 1-4] [Missing=*/-9]
<b>Statistics [NW/ W]</b>	[Valid=13916 /-] [Invalid=106 /-]

Value	Label	Cases	Percentage
1	Not at all	4910	35.3%
2	Not match	5380	38.7%
3	Match	2367	17.0%
4	Very match	1259	9.0%
-9	Missing	70	
Sysmiss		36	

Warning: these figures indicate the number of cases found in the data file. They cannot be interpreted as summary statistics of the population of interest.

### # traid3: I am an impulsive person

<b>Information</b>	[Type= discrete] [Format=numeric] [Range= 1-4] [Missing=*/-9]
<b>Statistics [NW/ W]</b>	[Valid=13901 /-] [Invalid=121 /-]

Value	Label	Cases	Percentage
1	Not at all	5042	36.3%
2	Not match	5134	36.9%
3	Match	2329	16.8%
4	Very match	1396	10.0%
-9	Missing	85	
Sysmiss		36	

Warning: these figures indicate the number of cases found in the data file. They cannot be interpreted as summary statistics of the population of interest.

### # traid4: I get angry when I get delayed because of someone else's mistakes

<b>Information</b>	[Type= discrete] [Format=numeric] [Range= 1-4] [Missing=*/-9]
<b>Statistics [NW/ W]</b>	[Valid=13896 /-] [Invalid=126 /-]

Value	Label	Cases	Percentage
1	Not at all	1777	12.8%
2	Not match	6452	46.4%
3	Match	3641	26.2%
4	Very match	2026	14.6%
-9	Missing	90	
Sysmiss		36	

Warning: these figures indicate the number of cases found in the data file. They cannot be interpreted as summary statistics of the population of interest.

### # traid5: I often lose control of my emotions

<b>Information</b>	[Type= discrete] [Format=numeric] [Range= 1-4] [Missing=*/-9]
--------------------	---

## File : data

### # traid5: I often lose control of my emotions

Statistics [NW/ W] [Valid=13905 /-] [Invalid=117 /-]

Value	Label	Cases	Percentage
1	Not at all	5253	37.8%
2	Not match	5625	40.5%
3	Match	2023	14.5%
4	Very match	1004	7.2%
-9	Missing	81	
Sysmiss		36	

Warning: these figures indicate the number of cases found in the data file. They cannot be interpreted as summary statistics of the population of interest.

### # traid6: I use dirty words when I am angry

Information [Type= discrete] [Format=numeric] [Range= 1-4] [Missing=\*/-9]

Statistics [NW/ W] [Valid=13899 /-] [Invalid=123 /-]

Value	Label	Cases	Percentage
1	Not at all	4238	30.5%
2	Not match	5389	38.8%
3	Match	2434	17.5%
4	Very match	1838	13.2%
-9	Missing	86	
Sysmiss		37	

Warning: these figures indicate the number of cases found in the data file. They cannot be interpreted as summary statistics of the population of interest.

### # traid7: I get very angry when criticized in public

Information [Type= discrete] [Format=numeric] [Range= 1-4] [Missing=\*/-9]

Statistics [NW/ W] [Valid=13886 /-] [Invalid=136 /-]

Value	Label	Cases	Percentage
1	Not at all	2367	17.0%
2	Not match	5173	37.3%
3	Match	3419	24.6%
4	Very match	2927	21.1%
-9	Missing	100	
Sysmiss		36	

Warning: these figures indicate the number of cases found in the data file. They cannot be interpreted as summary statistics of the population of interest.

### # traid8: I want to hit people when I'm in a bad mood

Information [Type= discrete] [Format=numeric] [Range= 1-4] [Missing=\*/-9]

Statistics [NW/ W] [Valid=13863 /-] [Invalid=159 /-]

Value	Label	Cases	Percentage
1	Not at all	6874	49.6%
2	Not match	4342	31.3%
3	Match	1476	10.6%
4	Very match	1171	8.4%
-9	Missing	123	
Sysmiss		36	

Warning: these figures indicate the number of cases found in the data file. They cannot be interpreted as summary statistics of the population of interest.

## File : data

### # traid9: I get frustrated when I am not acknowledged for doing well

**Information** [Type= discrete] [Format=numeric] [Range= 1-4] [Missing=\*/-9]

**Statistics [NW/ W]** [Valid=13821 /-] [Invalid=201 /-]

Value	Label	Cases	Percentage
1	Not at all	2384	17.2%
2	Not match	5062	36.6%
3	Match	3667	26.5%
4	Very match	2708	19.6%
-9	Missing	165	
Sysmiss		36	

*Warning: these figures indicate the number of cases found in the data file. They cannot be interpreted as summary statistics of the population of interest.*

### # traid10: I get very angry when I receive criticism for something I worked hard for

**Information** [Type= discrete] [Format=numeric] [Range= 1-4] [Missing=\*/-9]

**Statistics [NW/ W]** [Valid=13857 /-] [Invalid=165 /-]

Value	Label	Cases	Percentage
1	Not at all	1698	12.3%
2	Not match	4420	31.9%
3	Match	3934	28.4%
4	Very match	3805	27.5%
-9	Missing	129	
Sysmiss		36	

*Warning: these figures indicate the number of cases found in the data file. They cannot be interpreted as summary statistics of the population of interest.*

### # control1: I easily make mistakes due to my emotions

**Information** [Type= discrete] [Format=numeric] [Range= 1-4] [Missing=\*/-9]

**Statistics [NW/ W]** [Valid=13882 /-] [Invalid=140 /-]

Value	Label	Cases	Percentage
1	Not at all	4199	30.2%
2	Not match	5535	39.9%
3	Match	2579	18.6%
4	Very match	1569	11.3%
-9	Missing	104	
Sysmiss		36	

*Warning: these figures indicate the number of cases found in the data file. They cannot be interpreted as summary statistics of the population of interest.*

### # control2: I easily do things that I regret

**Information** [Type= discrete] [Format=numeric] [Range= 1-4] [Missing=\*/-9]

**Statistics [NW/ W]** [Valid=13871 /-] [Invalid=151 /-]

Value	Label	Cases	Percentage
1	Not at all	3481	25.1%
2	Not match	5527	39.8%
3	Match	3110	22.4%
4	Very match	1753	12.6%
-9	Missing	115	
Sysmiss		36	

## File : data

### # control2: I easily do things that I regret

*Warning: these figures indicate the number of cases found in the data file. They cannot be interpreted as summary statistics of the population of interest.*

### # control3: No one can control me when I am angry

**Information** [Type= discrete] [Format=numeric] [Range= 1-4] [Missing=\*/-9]

**Statistics [NW/ W]** [Valid=13865 /-] [Invalid=157 /-]

Value	Label	Cases	Percentage
1	Not at all	6706	48.4%
2	Not match	4516	32.6%
3	Match	1569	11.3%
4	Very match	1074	7.7%
-9	Missing	121	
Sysmiss		36	

*Warning: these figures indicate the number of cases found in the data file. They cannot be interpreted as summary statistics of the population of interest.*

### # control4: I have some bad habits that I can't get rid of no matter how hard I try

**Information** [Type= discrete] [Format=numeric] [Range= 1-4] [Missing=\*/-9]

**Statistics [NW/ W]** [Valid=13862 /-] [Invalid=160 /-]

Value	Label	Cases	Percentage
1	Not at all	3395	24.5%
2	Not match	5590	40.3%
3	Match	2889	20.8%
4	Very match	1988	14.3%
-9	Missing	124	
Sysmiss		36	

*Warning: these figures indicate the number of cases found in the data file. They cannot be interpreted as summary statistics of the population of interest.*

### # control5: I want to do certain things even though they are against school rules

**Information** [Type= discrete] [Format=numeric] [Range= 1-4] [Missing=\*/-9]

**Statistics [NW/ W]** [Valid=13849 /-] [Invalid=173 /-]

Value	Label	Cases	Percentage
1	Not at all	7519	54.3%
2	Not match	4164	30.1%
3	Match	1272	9.2%
4	Very match	894	6.5%
-9	Missing	137	
Sysmiss		36	

*Warning: these figures indicate the number of cases found in the data file. They cannot be interpreted as summary statistics of the population of interest.*

<b># control6: I cannot stand when someone treats me with contempt</b>			
<b>Information</b>	[Type= discrete] [Format=numeric] [Range= 1-4] [Missing=*/-9]		
<b>Statistics [NW/ W]</b>	[Valid=13858 /-] [Invalid=164 /-]		
<b>Value</b>	<b>Label</b>	<b>Cases</b>	<b>Percentage</b>
1	Not at all	2293	16.5%
2	Not match	4536	32.7%
3	Match	3454	24.9%
4	Very match	3575	25.8%
-9	Missing	128	
Sysmiss		36	
<i>Warning: these figures indicate the number of cases found in the data file. They cannot be interpreted as summary statistics of the population of interest.</i>			
<b># stylem1: Mother- My parents know who my friends are</b>			
<b>Information</b>	[Type= discrete] [Format=numeric] [Range= 1-4] [Missing=*/-9]		
<b>Statistics [NW/ W]</b>	[Valid=13791 /-] [Invalid=231 /-]		
<b>Value</b>	<b>Label</b>	<b>Cases</b>	<b>Percentage</b>
1	Not at all	482	3.5%
2	Disagree	1559	11.3%
3	Agree	7863	57.0%
4	Strongly agree	3887	28.2%
-9	Missing	195	
Sysmiss		36	
<i>Warning: these figures indicate the number of cases found in the data file. They cannot be interpreted as summary statistics of the population of interest.</i>			
<b># stylef1: Father- My parents know who my friends are</b>			
<b>Information</b>	[Type= discrete] [Format=numeric] [Range= 1-4] [Missing=*/-9]		
<b>Statistics [NW/ W]</b>	[Valid=13422 /-] [Invalid=600 /-]		
<b>Value</b>	<b>Label</b>	<b>Cases</b>	<b>Percentage</b>
1	Not at all	777	5.8%
2	Disagree	2214	16.5%
3	Agree	7342	54.7%
4	Strongly agree	3089	23.0%
-9	Missing	564	
Sysmiss		36	
<i>Warning: these figures indicate the number of cases found in the data file. They cannot be interpreted as summary statistics of the population of interest.</i>			
<b># stylem2: Mother- My parents know my behavior well</b>			
<b>Information</b>	[Type= discrete] [Format=numeric] [Range= 1-4] [Missing=*/-9]		
<b>Statistics [NW/ W]</b>	[Valid=13778 /-] [Invalid=244 /-]		
<b>Value</b>	<b>Label</b>	<b>Cases</b>	<b>Percentage</b>
1	Not at all	366	2.7%
2	Disagree	1846	13.4%
3	Agree	7442	54.0%
4	Strongly agree	4124	29.9%
-9	Missing	208	
Sysmiss		36	
<i>Warning: these figures indicate the number of cases found in the data file. They cannot be interpreted as summary statistics of the population of interest.</i>			

<b># stylef2: Father- My parents know my behavior well</b>			
<b>Information</b>		[Type= discrete] [Format=numeric] [Range= 1-4] [Missing=*/-9]	
<b>Statistics [NW/ W]</b>		[Valid=13402 /-] [Invalid=620 /-]	
<b>Value</b>	<b>Label</b>	<b>Cases</b>	<b>Percentage</b>
1	Not at all	563	4.2%
2	Disagree	2228	16.6%
3	Agree	7111	53.1%
4	Strongly agree	3500	26.1%
-9	Missing	584	
Sysmiss		36	
<i>Warning: these figures indicate the number of cases found in the data file. They cannot be interpreted as summary statistics of the population of interest.</i>			
<b># stylem3: Mother- My parents know where I am when I'm not at home</b>			
<b>Information</b>		[Type= discrete] [Format=numeric] [Range= 1-4] [Missing=*/-9]	
<b>Statistics [NW/ W]</b>		[Valid=13775 /-] [Invalid=247 /-]	
<b>Value</b>	<b>Label</b>	<b>Cases</b>	<b>Percentage</b>
1	Not at all	612	4.4%
2	Disagree	2333	16.9%
3	Agree	6050	43.9%
4	Strongly agree	4780	34.7%
-9	Missing	211	
Sysmiss		36	
<i>Warning: these figures indicate the number of cases found in the data file. They cannot be interpreted as summary statistics of the population of interest.</i>			
<b># stylef3: Father- My parents know where I am when I'm not at home</b>			
<b>Information</b>		[Type= discrete] [Format=numeric] [Range= 1-4] [Missing=*/-9]	
<b>Statistics [NW/ W]</b>		[Valid=13400 /-] [Invalid=622 /-]	
<b>Value</b>	<b>Label</b>	<b>Cases</b>	<b>Percentage</b>
1	Not at all	835	6.2%
2	Disagree	2815	21.0%
3	Agree	5620	41.9%
4	Strongly agree	4130	30.8%
-9	Missing	586	
Sysmiss		36	
<i>Warning: these figures indicate the number of cases found in the data file. They cannot be interpreted as summary statistics of the population of interest.</i>			
<b># stylem4: Mother- My parents know my living habits</b>			
<b>Information</b>		[Type= discrete] [Format=numeric] [Range= 1-4] [Missing=*/-9]	
<b>Statistics [NW/ W]</b>		[Valid=13797 /-] [Invalid=225 /-]	
<b>Value</b>	<b>Label</b>	<b>Cases</b>	<b>Percentage</b>
1	Not at all	555	4.0%
2	Disagree	2538	18.4%
3	Agree	6742	48.9%
4	Strongly agree	3962	28.7%
-9	Missing	189	
Sysmiss		36	
<i>Warning: these figures indicate the number of cases found in the data file. They cannot be interpreted as summary statistics of the population of interest.</i>			

<b># stylef4: Father- My parents know my living habits</b>			
<b>Information</b>	[Type= discrete] [Format=numeric] [Range= 1-4] [Missing=*/-9]		
<b>Statistics [NW/ W]</b>	[Valid=13423 /-] [Invalid=599 /-]		
<b>Value</b>	<b>Label</b>	<b>Cases</b>	<b>Percentage</b>
1	Not at all	741	5.5%
2	Disagree	2907	21.7%
3	Agree	6395	47.6%
4	Strongly agree	3380	25.2%
-9	Missing	563	
Sysmiss		36	
<i>Warning: these figures indicate the number of cases found in the data file. They cannot be interpreted as summary statistics of the population of interest.</i>			
<b># stylem5: Mother- I do leisure activities with my parents often</b>			
<b>Information</b>	[Type= discrete] [Format=numeric] [Range= 1-4] [Missing=*/-9]		
<b>Statistics [NW/ W]</b>	[Valid=13784 /-] [Invalid=238 /-]		
<b>Value</b>	<b>Label</b>	<b>Cases</b>	<b>Percentage</b>
1	Not at all	1633	11.8%
2	Disagree	4211	30.5%
3	Agree	5021	36.4%
4	Strongly agree	2919	21.2%
-9	Missing	202	
Sysmiss		36	
<i>Warning: these figures indicate the number of cases found in the data file. They cannot be interpreted as summary statistics of the population of interest.</i>			
<b># stylef5: Father- I do leisure activities with my parents often</b>			
<b>Information</b>	[Type= discrete] [Format=numeric] [Range= 1-4] [Missing=*/-9]		
<b>Statistics [NW/ W]</b>	[Valid=13397 /-] [Invalid=625 /-]		
<b>Value</b>	<b>Label</b>	<b>Cases</b>	<b>Percentage</b>
1	Not at all	1850	13.8%
2	Disagree	4346	32.4%
3	Agree	4552	34.0%
4	Strongly agree	2649	19.8%
-9	Missing	589	
Sysmiss		36	
<i>Warning: these figures indicate the number of cases found in the data file. They cannot be interpreted as summary statistics of the population of interest.</i>			
<b># quitym1: Mother- I feel pretty close to my parents</b>			
<b>Information</b>	[Type= discrete] [Format=numeric] [Range= 1-4] [Missing=*/-9]		
<b>Statistics [NW/ W]</b>	[Valid=13810 /-] [Invalid=212 /-]		
<b>Value</b>	<b>Label</b>	<b>Cases</b>	<b>Percentage</b>
1	Not at all	614	4.4%
2	Disagree	1814	13.1%
3	Agree	6221	45.0%
4	Strongly agree	5161	37.4%
-9	Missing	176	
Sysmiss		36	
<i>Warning: these figures indicate the number of cases found in the data file. They cannot be interpreted as summary statistics of the population of interest.</i>			

<b># quityf1: Father- I feel pretty close to my parents</b>			
<b>Information</b>	[Type= discrete] [Format=numeric] [Range= 1-4] [Missing=*/-9]		
<b>Statistics [NW/ W]</b>	[Valid=13464 /-] [Invalid=558 /-]		
<b>Value</b>	<b>Label</b>	<b>Cases</b>	<b>Percentage</b>
1	Not at all	998	7.4%
2	Disagree	2785	20.7%
3	Agree	5887	43.7%
4	Strongly agree	3794	28.2%
-9	Missing	522	
Sysmiss		36	
<i>Warning: these figures indicate the number of cases found in the data file. They cannot be interpreted as summary statistics of the population of interest.</i>			
<b># quitym2: Mother- My parents know me quite well</b>			
<b>Information</b>	[Type= discrete] [Format=numeric] [Range= 1-4] [Missing=*/-9]		
<b>Statistics [NW/ W]</b>	[Valid=13802 /-] [Invalid=220 /-]		
<b>Value</b>	<b>Label</b>	<b>Cases</b>	<b>Percentage</b>
1	Not at all	785	5.7%
2	Disagree	2663	19.3%
3	Agree	5712	41.4%
4	Strongly agree	4642	33.6%
-9	Missing	184	
Sysmiss		36	
<i>Warning: these figures indicate the number of cases found in the data file. They cannot be interpreted as summary statistics of the population of interest.</i>			
<b># quityf2: Father- My parents know me quite well</b>			
<b>Information</b>	[Type= discrete] [Format=numeric] [Range= 1-4] [Missing=*/-9]		
<b>Statistics [NW/ W]</b>	[Valid=13451 /-] [Invalid=571 /-]		
<b>Value</b>	<b>Label</b>	<b>Cases</b>	<b>Percentage</b>
1	Not at all	1140	8.5%
2	Disagree	3438	25.6%
3	Agree	5414	40.2%
4	Strongly agree	3459	25.7%
-9	Missing	535	
Sysmiss		36	
<i>Warning: these figures indicate the number of cases found in the data file. They cannot be interpreted as summary statistics of the population of interest.</i>			
<b># quitym3: Mother- My parents compliment me</b>			
<b>Information</b>	[Type= discrete] [Format=numeric] [Range= 1-4] [Missing=*/-9]		
<b>Statistics [NW/ W]</b>	[Valid=13803 /-] [Invalid=219 /-]		
<b>Value</b>	<b>Label</b>	<b>Cases</b>	<b>Percentage</b>
1	Not at all	702	5.1%
2	Disagree	2822	20.4%
3	Agree	6846	49.6%
4	Strongly agree	3433	24.9%
-9	Missing	183	
Sysmiss		36	
<i>Warning: these figures indicate the number of cases found in the data file. They cannot be interpreted as summary statistics of the population of interest.</i>			



















<b># quityf3: Father- My parents compliment me</b>			
<b>Information</b>	[Type= discrete] [Format=numeric] [Range= 1-4] [Missing=*/-9]		
<b>Statistics [NW/ W]</b>	[Valid=13459 /-] [Invalid=563 /-]		
<b>Value</b>	<b>Label</b>	<b>Cases</b>	<b>Percentage</b>
1	Not at all	939	7.0%
2	Disagree	3219	23.9%
3	Agree	6363	47.3%
4	Strongly agree	2938	21.8%
-9	Missing	527	
Sysmiss		36	
<i>Warning: these figures indicate the number of cases found in the data file. They cannot be interpreted as summary statistics of the population of interest.</i>			
<b># quitym4: Mother- My parents discuss my life and academics with me</b>			
<b>Information</b>	[Type= discrete] [Format=numeric] [Range= 1-4] [Missing=*/-9]		
<b>Statistics [NW/ W]</b>	[Valid=13797 /-] [Invalid=225 /-]		
<b>Value</b>	<b>Label</b>	<b>Cases</b>	<b>Percentage</b>
1	Not at all	1111	8.1%
2	Disagree	3325	24.1%
3	Agree	6096	44.2%
4	Strongly agree	3265	23.7%
-9	Missing	189	
Sysmiss		36	
<i>Warning: these figures indicate the number of cases found in the data file. They cannot be interpreted as summary statistics of the population of interest.</i>			
<b># quityf4: Father- My parents discuss my life and academics with me</b>			
<b>Information</b>	[Type= discrete] [Format=numeric] [Range= 1-4] [Missing=*/-9]		
<b>Statistics [NW/ W]</b>	[Valid=13444 /-] [Invalid=578 /-]		
<b>Value</b>	<b>Label</b>	<b>Cases</b>	<b>Percentage</b>
1	Not at all	1401	10.4%
2	Disagree	3823	28.4%
3	Agree	5630	41.9%
4	Strongly agree	2590	19.3%
-9	Missing	541	
Sysmiss		37	
<i>Warning: these figures indicate the number of cases found in the data file. They cannot be interpreted as summary statistics of the population of interest.</i>			
<b># quitym5: Mother- My parents respect my opinions and my choices</b>			
<b>Information</b>	[Type= discrete] [Format=numeric] [Range= 1-4] [Missing=*/-9]		
<b>Statistics [NW/ W]</b>	[Valid=13781 /-] [Invalid=241 /-]		
<b>Value</b>	<b>Label</b>	<b>Cases</b>	<b>Percentage</b>
1	Not at all	853	6.2%
2	Disagree	2683	19.5%
3	Agree	6806	49.4%
4	Strongly agree	3439	25.0%
-9	Missing	204	
Sysmiss		37	
<i>Warning: these figures indicate the number of cases found in the data file. They cannot be interpreted as summary statistics of the population of interest.</i>			

<b># quityf5: Father- My parents respect my opinions and my choices</b>			
<b>Information</b>		[Type= discrete] [Format=numeric] [Range= 1-4] [Missing=*/-9]	
<b>Statistics [NW/ W]</b>		[Valid=13430 /-] [Invalid=592 /-]	
<b>Value</b>	<b>Label</b>	<b>Cases</b>	<b>Percentage</b>
1	Not at all	1056	7.9%
2	Disagree	2801	20.9%
3	Agree	6410	47.7%
4	Strongly agree	3163	23.6%
-9	Missing	555	
Sysmiss		37	
<i>Warning: these figures indicate the number of cases found in the data file. They cannot be interpreted as summary statistics of the population of interest.</i>			
<b># quitym6: Mother- I think my parents are long-winded</b>			
<b>Information</b>		[Type= discrete] [Format=numeric] [Range= 1-4] [Missing=*/-9]	
<b>Statistics [NW/ W]</b>		[Valid=13802 /-] [Invalid=220 /-]	
<b>Value</b>	<b>Label</b>	<b>Cases</b>	<b>Percentage</b>
1	Not at all	2219	16.1%
2	Disagree	5633	40.8%
3	Agree	4072	29.5%
4	Strongly agree	1878	13.6%
-9	Missing	183	
Sysmiss		37	
<i>Warning: these figures indicate the number of cases found in the data file. They cannot be interpreted as summary statistics of the population of interest.</i>			
<b># quityf6: Father- I think my parents are long-winded</b>			
<b>Information</b>		[Type= discrete] [Format=numeric] [Range= 1-4] [Missing=*/-9]	
<b>Statistics [NW/ W]</b>		[Valid=13451 /-] [Invalid=571 /-]	
<b>Value</b>	<b>Label</b>	<b>Cases</b>	<b>Percentage</b>
1	Not at all	1665	12.4%
2	Disagree	4689	34.9%
3	Agree	4917	36.6%
4	Strongly agree	2180	16.2%
-9	Missing	534	
Sysmiss		37	
<i>Warning: these figures indicate the number of cases found in the data file. They cannot be interpreted as summary statistics of the population of interest.</i>			
<b># quitym7: Mother- I fight with my parents all the time</b>			
<b>Information</b>		[Type= discrete] [Format=numeric] [Range= 1-4] [Missing=*/-9]	
<b>Statistics [NW/ W]</b>		[Valid=13791 /-] [Invalid=231 /-]	
<b>Value</b>	<b>Label</b>	<b>Cases</b>	<b>Percentage</b>
1	Not at all	632	4.6%
2	Disagree	2453	17.8%
3	Agree	6000	43.5%
4	Strongly agree	4706	34.1%
-9	Missing	194	
Sysmiss		37	
<i>Warning: these figures indicate the number of cases found in the data file. They cannot be interpreted as summary statistics of the population of interest.</i>			

<b># quityf7: Father- I fight with my parents all the time</b>			
<b>Information</b>		[Type= discrete] [Format=numeric] [Range= 1-4] [Missing=*/-9]	
<b>Statistics [NW/ W]</b>		[Valid=13447 /-] [Invalid=575 /-]	
<b>Value</b>	<b>Label</b>	<b>Cases</b>	<b>Percentage</b>
1	Not at all	550	4.1%
2	Disagree	1953	14.5%
3	Agree	6066	45.1%
4	Strongly agree	4878	36.3%
-9	Missing	538	
Sysmiss		37	
<i>Warning: these figures indicate the number of cases found in the data file. They cannot be interpreted as summary statistics of the population of interest.</i>			
<b># quitym8: Mother- My parents hit me often</b>			
<b>Information</b>		[Type= discrete] [Format=numeric] [Range= 1-4] [Missing=*/-9]	
<b>Statistics [NW/ W]</b>		[Valid=13800 /-] [Invalid=222 /-]	
<b>Value</b>	<b>Label</b>	<b>Cases</b>	<b>Percentage</b>
1	Not at all	284	2.1%
2	Disagree	746	5.4%
3	Agree	4521	32.8%
4	Strongly agree	8249	59.8%
-9	Missing	185	
Sysmiss		37	
<i>Warning: these figures indicate the number of cases found in the data file. They cannot be interpreted as summary statistics of the population of interest.</i>			
<b># quityf8: Father- My parents hit me often</b>			
<b>Information</b>		[Type= discrete] [Format=numeric] [Range= 1-4] [Missing=*/-9]	
<b>Statistics [NW/ W]</b>		[Valid=13453 /-] [Invalid=569 /-]	
<b>Value</b>	<b>Label</b>	<b>Cases</b>	<b>Percentage</b>
1	Not at all	285	2.1%
2	Disagree	687	5.1%
3	Agree	4367	32.5%
4	Strongly agree	8114	60.3%
-9	Missing	532	
Sysmiss		37	
<i>Warning: these figures indicate the number of cases found in the data file. They cannot be interpreted as summary statistics of the population of interest.</i>			
<b># quitym9: Mother- My parents are very strict towards me</b>			
<b>Information</b>		[Type= discrete] [Format=numeric] [Range= 1-6] [Missing=*/-9]	
<b>Statistics [NW/ W]</b>		[Valid=13805 /-] [Invalid=217 /-]	
<b>Value</b>	<b>Label</b>	<b>Cases</b>	<b>Percentage</b>
1	Not at all	1221	8.8%
2	Disagree	3553	25.7%
3	Agree	5655	41.0%
4	Strongly agree	3375	24.4%
6		1	0.0%
-9	Missing	180	
Sysmiss		37	
<i>Warning: these figures indicate the number of cases found in the data file. They cannot be interpreted as summary statistics of the population of interest.</i>			

<b># quityf9: Father- My parents are very strict towards me</b>			
<b>Information</b>	[Type= discrete] [Format=numeric] [Range= 1-4] [Missing=*/-9]		
<b>Statistics [NW/ W]</b>	[Valid=13462 /-] [Invalid=560 /-]		
<b>Value</b>	<b>Label</b>	<b>Cases</b>	<b>Percentage</b>
1	Not at all	1287	9.6%
2	Disagree	3399	25.2%
3	Agree	5451	40.5%
4	Strongly agree	3325	24.7%
-9	Missing	523	
Sysmiss		37	
<i>Warning: these figures indicate the number of cases found in the data file. They cannot be interpreted as summary statistics of the population of interest.</i>			
<b># quitym10: Mother- My parents don't give me a chance to explain myself when I make mistakes</b>			
<b>Information</b>	[Type= discrete] [Format=numeric] [Range= 1-4] [Missing=*/-9]		
<b>Statistics [NW/ W]</b>	[Valid=13815 /-] [Invalid=207 /-]		
<b>Value</b>	<b>Label</b>	<b>Cases</b>	<b>Percentage</b>
1	Not at all	1086	7.9%
2	Disagree	2961	21.4%
3	Agree	5702	41.3%
4	Strongly agree	4066	29.4%
-9	Missing	170	
Sysmiss		37	
<i>Warning: these figures indicate the number of cases found in the data file. They cannot be interpreted as summary statistics of the population of interest.</i>			
<b># quityf10: Father- My parents don't give me a chance to explain myself when I make mistakes</b>			
<b>Information</b>	[Type= discrete] [Format=numeric] [Range= 1-4] [Missing=*/-9]		
<b>Statistics [NW/ W]</b>	[Valid=13437 /-] [Invalid=585 /-]		
<b>Value</b>	<b>Label</b>	<b>Cases</b>	<b>Percentage</b>
1	Not at all	1248	9.3%
2	Disagree	2761	20.5%
3	Agree	5493	40.9%
4	Strongly agree	3935	29.3%
-9	Missing	548	
Sysmiss		37	
<i>Warning: these figures indicate the number of cases found in the data file. They cannot be interpreted as summary statistics of the population of interest.</i>			
<b># quitym11: Mother- I often feel like my parents do not understand how I think or feel</b>			
<b>Information</b>	[Type= discrete] [Format=numeric] [Range= 1-4] [Missing=*/-9]		
<b>Statistics [NW/ W]</b>	[Valid=13679 /-] [Invalid=343 /-]		
<b>Value</b>	<b>Label</b>	<b>Cases</b>	<b>Percentage</b>
1	Not at all	2127	15.5%
2	Disagree	4783	35.0%
3	Agree	4387	32.1%
4	Strongly agree	2382	17.4%
-9	Missing	306	
Sysmiss		37	
<i>Warning: these figures indicate the number of cases found in the data file. They cannot be interpreted as summary statistics of the population of interest.</i>			

<b># quityf11: Father- I often feel like my parents do not understand how I think or feel</b>			
<b>Information</b>	[Type= discrete] [Format=numeric] [Range= 1-4] [Missing=*/-9]		
<b>Statistics [NW/ W]</b>	[Valid=13333 /-] [Invalid=689 /-]		
<b>Value</b>	<b>Label</b>	<b>Cases</b>	<b>Percentage</b>
1	Not at all	2228	16.7%
2	Disagree	4686	35.1%
3	Agree	4175	31.3%
4	Strongly agree	2244	16.8%
-9	Missing	652	
Sysmiss		37	
<i>Warning: these figures indicate the number of cases found in the data file. They cannot be interpreted as summary statistics of the population of interest.</i>			
<b># confic1: My parents fight very often</b>			
<b>Information</b>	[Type= discrete] [Format=numeric] [Range= 1-5] [Missing=*/-9]		
<b>Statistics [NW/ W]</b>	[Valid=13826 /-] [Invalid=196 /-]		
<b>Value</b>	<b>Label</b>	<b>Cases</b>	<b>Percentage</b>
1	Not at all	4182	30.2%
2	Disagree	4557	33.0%
3	Agree	3728	27.0%
4	Strongly agree	1358	9.8%
5		1	0.0%
-9	Missing	190	
Sysmiss		6	
<i>Warning: these figures indicate the number of cases found in the data file. They cannot be interpreted as summary statistics of the population of interest.</i>			
<b># confic2: There are many conflicts in my family</b>			
<b>Information</b>	[Type= discrete] [Format=numeric] [Range= 1-4] [Missing=*/-9]		
<b>Statistics [NW/ W]</b>	[Valid=13858 /-] [Invalid=164 /-]		
<b>Value</b>	<b>Label</b>	<b>Cases</b>	<b>Percentage</b>
1	Not at all	5190	37.5%
2	Disagree	5093	36.8%
3	Agree	2659	19.2%
4	Strongly agree	916	6.6%
-9	Missing	158	
Sysmiss		6	
<i>Warning: these figures indicate the number of cases found in the data file. They cannot be interpreted as summary statistics of the population of interest.</i>			
<b># confic3: In my family, the same problems occur over and over again</b>			
<b>Information</b>	[Type= discrete] [Format=numeric] [Range= 1-4] [Missing=*/-9]		
<b>Statistics [NW/ W]</b>	[Valid=13824 /-] [Invalid=198 /-]		
<b>Value</b>	<b>Label</b>	<b>Cases</b>	<b>Percentage</b>
1	Not at all	4126	29.8%
2	Disagree	3836	27.7%
3	Agree	4506	32.6%
4	Strongly agree	1356	9.8%
-9	Missing	192	
Sysmiss		6	
<i>Warning: these figures indicate the number of cases found in the data file. They cannot be interpreted as summary statistics of the population of interest.</i>			

<b># confic4: In my family, the siblings often fight or argue</b>			
<b>Information</b>	[Type= discrete] [Format=numeric] [Range= 1-4] [Missing=*/-9]		
<b>Statistics [NW/ W]</b>	[Valid=13800 /-] [Invalid=222 /-]		
<b>Value</b>	<b>Label</b>	<b>Cases</b>	<b>Percentage</b>
1	Not at all	3848	 27.9%
2	Disagree	4567	 33.1%
3	Agree	3909	 28.3%
4	Strongly agree	1476	 10.7%
-9	Missing	216	
Sysmiss		6	
<i>Warning: these figures indicate the number of cases found in the data file. They cannot be interpreted as summary statistics of the population of interest.</i>			
<b># confic5: My parents take it out on us often after they fight</b>			
<b>Information</b>	[Type= discrete] [Format=numeric] [Range= 1-4] [Missing=*/-9]		
<b>Statistics [NW/ W]</b>	[Valid=13803 /-] [Invalid=219 /-]		
<b>Value</b>	<b>Label</b>	<b>Cases</b>	<b>Percentage</b>
1	Not at all	8425	 61.0%
2	Disagree	3516	 25.5%
3	Agree	1446	 10.5%
4	Strongly agree	416	 3.0%
-9	Missing	213	
Sysmiss		6	
<i>Warning: these figures indicate the number of cases found in the data file. They cannot be interpreted as summary statistics of the population of interest.</i>			
<b># campus1: There are often many unreasonable demands at school</b>			
<b>Information</b>	[Type= discrete] [Format=numeric] [Range= 1-4] [Missing=*/-9]		
<b>Statistics [NW/ W]</b>	[Valid=13943 /-] [Invalid=79 /-]		
<b>Value</b>	<b>Label</b>	<b>Cases</b>	<b>Percentage</b>
1	Not at all	2397	 17.2%
2	Disagree	3962	 28.4%
3	Agree	4971	 35.7%
4	Strongly agree	2613	 18.7%
-9	Missing	73	
Sysmiss		6	
<i>Warning: these figures indicate the number of cases found in the data file. They cannot be interpreted as summary statistics of the population of interest.</i>			
<b># campus2: I feel like the teacher often finds excuses to punish me</b>			
<b>Information</b>	[Type= discrete] [Format=numeric] [Range= 1-4] [Missing=*/-9]		
<b>Statistics [NW/ W]</b>	[Valid=13936 /-] [Invalid=86 /-]		
<b>Value</b>	<b>Label</b>	<b>Cases</b>	<b>Percentage</b>
1	Not at all	6811	 48.9%
2	Disagree	5608	 40.2%
3	Agree	1033	 7.4%
4	Strongly agree	484	 3.5%
-9	Missing	80	
Sysmiss		6	
<i>Warning: these figures indicate the number of cases found in the data file. They cannot be interpreted as summary statistics of the population of interest.</i>			

<b># campus3: I feel like the teacher does not like me and often make my life difficult</b>			
<b>Information</b>	[Type= discrete] [Format=numeric] [Range= 1-4] [Missing=*/-9]		
<b>Statistics [NW/ W]</b>	[Valid=13932 /-] [Invalid=90 /-]		
<b>Value</b>	<b>Label</b>	<b>Cases</b>	<b>Percentage</b>
1	Not at all	6950	49.9%
2	Disagree	5382	38.6%
3	Agree	1137	8.2%
4	Strongly agree	463	3.3%
-9	Missing	84	
Sysmiss		6	
<i>Warning: these figures indicate the number of cases found in the data file. They cannot be interpreted as summary statistics of the population of interest.</i>			
<b># campus4: I feel like the teacher likes to makes fun of me or tease me</b>			
<b>Information</b>	[Type= discrete] [Format=numeric] [Range= 1-4] [Missing=*/-9]		
<b>Statistics [NW/ W]</b>	[Valid=13936 /-] [Invalid=86 /-]		
<b>Value</b>	<b>Label</b>	<b>Cases</b>	<b>Percentage</b>
1	Not at all	7519	54.0%
2	Disagree	5092	36.5%
3	Agree	902	6.5%
4	Strongly agree	423	3.0%
-9	Missing	80	
Sysmiss		6	
<i>Warning: these figures indicate the number of cases found in the data file. They cannot be interpreted as summary statistics of the population of interest.</i>			
<b># campus5: The teacher does not believe me even if I'm speaking the truth</b>			
<b>Information</b>	[Type= discrete] [Format=numeric] [Range= 1-4] [Missing=*/-9]		
<b>Statistics [NW/ W]</b>	[Valid=13935 /-] [Invalid=87 /-]		
<b>Value</b>	<b>Label</b>	<b>Cases</b>	<b>Percentage</b>
1	Not at all	6704	48.1%
2	Disagree	5041	36.2%
3	Agree	1542	11.1%
4	Strongly agree	648	4.7%
-9	Missing	81	
Sysmiss		6	
<i>Warning: these figures indicate the number of cases found in the data file. They cannot be interpreted as summary statistics of the population of interest.</i>			
<b># campus6: The teachers often have other classmates observe and tattle on me</b>			
<b>Information</b>	[Type= discrete] [Format=numeric] [Range= 1-4] [Missing=*/-9]		
<b>Statistics [NW/ W]</b>	[Valid=13912 /-] [Invalid=110 /-]		
<b>Value</b>	<b>Label</b>	<b>Cases</b>	<b>Percentage</b>
1	Not at all	5935	42.7%
2	Disagree	4211	30.3%
3	Agree	2639	19.0%
4	Strongly agree	1127	8.1%
-9	Missing	104	
Sysmiss		6	
<i>Warning: these figures indicate the number of cases found in the data file. They cannot be interpreted as summary statistics of the population of interest.</i>			

<b># campus7: The teachers often go through my belongings</b>			
<b>Information</b>	[Type= discrete] [Format=numeric] [Range= 1-4] [Missing=*/-9]		
<b>Statistics [NW/ W]</b>	[Valid=13908 /-] [Invalid=114 /-]		
<b>Value</b>	<b>Label</b>	<b>Cases</b>	<b>Percentage</b>
1	Not at all	6183	44.5%
2	Disagree	4694	33.8%
3	Agree	2113	15.2%
4	Strongly agree	918	6.6%
-9	Missing	108	
Sysmiss		6	
<i>Warning: these figures indicate the number of cases found in the data file. They cannot be interpreted as summary statistics of the population of interest.</i>			
<b># campus8: The teachers want to see my grades improve</b>			
<b>Information</b>	[Type= discrete] [Format=numeric] [Range= 1-4] [Missing=*/-9]		
<b>Statistics [NW/ W]</b>	[Valid=13876 /-] [Invalid=146 /-]		
<b>Value</b>	<b>Label</b>	<b>Cases</b>	<b>Percentage</b>
1	Not at all	5085	36.6%
2	Disagree	6557	47.3%
3	Agree	1435	10.3%
4	Strongly agree	799	5.8%
-9	Missing	140	
Sysmiss		6	
<i>Warning: these figures indicate the number of cases found in the data file. They cannot be interpreted as summary statistics of the population of interest.</i>			
<b># campus9: I care a lot about what my teacher thinks about me</b>			
<b>Information</b>	[Type= discrete] [Format=numeric] [Range= 1-4] [Missing=*/-9]		
<b>Statistics [NW/ W]</b>	[Valid=13915 /-] [Invalid=107 /-]		
<b>Value</b>	<b>Label</b>	<b>Cases</b>	<b>Percentage</b>
1	Not at all	4375	31.4%
2	Disagree	6150	44.2%
3	Agree	2178	15.7%
4	Strongly agree	1212	8.7%
-9	Missing	101	
Sysmiss		6	
<i>Warning: these figures indicate the number of cases found in the data file. They cannot be interpreted as summary statistics of the population of interest.</i>			
<b># beh1: My best subject is physical education</b>			
<b>Information</b>	[Type= discrete] [Format=numeric] [Range= 1-4] [Missing=*/-9]		
<b>Statistics [NW/ W]</b>	[Valid=13941 /-] [Invalid=81 /-]		
<b>Value</b>	<b>Label</b>	<b>Cases</b>	<b>Percentage</b>
1	Not at all	2618	18.8%
2	Disagree	5341	38.3%
3	Agree	4004	28.7%
4	Strongly agree	1978	14.2%
-9	Missing	75	
Sysmiss		6	
<i>Warning: these figures indicate the number of cases found in the data file. They cannot be interpreted as summary statistics of the population of interest.</i>			



**# beh2: I fall asleep or skip class often**

**Information** [Type= discrete] [Format=numeric] [Range= 1-4] [Missing=\*/-9]

**Statistics [NW/ W]** [Valid=13933 /-] [Invalid=89 /-]

Value	Label	Cases	Percentage
1	Not at all	8380	60.1%
2	Disagree	3847	27.6%
3	Agree	1296	9.3%
4	Strongly agree	410	2.9%
-9	Missing	83	
Sysmiss		6	

*Warning: these figures indicate the number of cases found in the data file. They cannot be interpreted as summary statistics of the population of interest.*

















**# beh3: I often forget to bring the necessary equipment to class**

**Information** [Type= discrete] [Format=numeric] [Range= 1-4] [Missing=\*/-9]

**Statistics [NW/ W]** [Valid=13927 /-] [Invalid=95 /-]

Value	Label	Cases	Percentage
1	Not at all	4052	29.1%
2	Disagree	6090	43.7%
3	Agree	3125	22.4%
4	Strongly agree	660	4.7%
-9	Missing	89	
Sysmiss		6	

*Warning: these figures indicate the number of cases found in the data file. They cannot be interpreted as summary statistics of the population of interest.*

<b># beh4: I often miss school work</b>			
<b>Information</b>		[Type= discrete] [Format=numeric] [Range= 1-4] [Missing=*/-9]	
<b>Statistics [NW/ W]</b>		[Valid=13940 /-] [Invalid=82 /-]	
<b>Value</b>	<b>Label</b>	<b>Cases</b>	<b>Percentage</b>
1	Not at all	5550	 39.8%
2	Disagree	5577	 40.0%
3	Agree	2254	 16.2%
4	Strongly agree	559	 4.0%
-9	Missing	76	
Sysmiss		6	
<i>Warning: these figures indicate the number of cases found in the data file. They cannot be interpreted as summary statistics of the population of interest.</i>			
<b># beh5: I often bring forbidden items to school</b>			
<b>Information</b>		[Type= discrete] [Format=numeric] [Range= 1-4] [Missing=*/-9]	
<b>Statistics [NW/ W]</b>		[Valid=13916 /-] [Invalid=106 /-]	
<b>Value</b>	<b>Label</b>	<b>Cases</b>	<b>Percentage</b>
1	Not at all	7153	 51.4%
2	Disagree	4779	 34.3%
3	Agree	1455	 10.5%
4	Strongly agree	529	 3.8%
-9	Missing	100	
Sysmiss		6	
<i>Warning: these figures indicate the number of cases found in the data file. They cannot be interpreted as summary statistics of the population of interest.</i>			
<b># beh6: When schoolmates push me around, I warn them not to do it again</b>			
<b>Information</b>		[Type= discrete] [Format=numeric] [Range= 1-4] [Missing=*/-9]	
<b>Statistics [NW/ W]</b>		[Valid=13905 /-] [Invalid=117 /-]	
<b>Value</b>	<b>Label</b>	<b>Cases</b>	<b>Percentage</b>
1	Not at all	2040	 14.7%
2	Disagree	3042	 21.9%
3	Agree	6057	 43.6%
4	Strongly agree	2766	 19.9%
-9	Missing	111	
Sysmiss		6	
<i>Warning: these figures indicate the number of cases found in the data file. They cannot be interpreted as summary statistics of the population of interest.</i>			
<b># beh7: I feel school is very boring</b>			
<b>Information</b>		[Type= discrete] [Format=numeric] [Range= 1-4] [Missing=*/-9]	
<b>Statistics [NW/ W]</b>		[Valid=13899 /-] [Invalid=123 /-]	
<b>Value</b>	<b>Label</b>	<b>Cases</b>	<b>Percentage</b>
1	Not at all	3757	 27.0%
2	Disagree	5498	 39.6%
3	Agree	3070	 22.1%
4	Strongly agree	1574	 11.3%
-9	Missing	117	
Sysmiss		6	
<i>Warning: these figures indicate the number of cases found in the data file. They cannot be interpreted as summary statistics of the population of interest.</i>			

<b># beh8: When schoolmates break my things, I make them pay for it</b>			
<b>Information</b>	[Type= discrete] [Format=numeric] [Range= 1-4] [Missing=*/-9]		
<b>Statistics [NW/ W]</b>	[Valid=13871 /-] [Invalid=151 /-]		
<b>Value</b>	<b>Label</b>	<b>Cases</b>	<b>Percentage</b>
1	Not at all	2529	18.2%
2	Disagree	5977	43.1%
3	Agree	3649	26.3%
4	Strongly agree	1716	12.4%
-9	Missing	145	
Sysmiss		6	
<i>Warning: these figures indicate the number of cases found in the data file. They cannot be interpreted as summary statistics of the population of interest.</i>			
<b># beh9: I break public property when I'm in a bad mood</b>			
<b>Information</b>	[Type= discrete] [Format=numeric] [Range= 1-4] [Missing=*/-9]		
<b>Statistics [NW/ W]</b>	[Valid=13922 /-] [Invalid=100 /-]		
<b>Value</b>	<b>Label</b>	<b>Cases</b>	<b>Percentage</b>
1	Not at all	8962	64.4%
2	Disagree	3932	28.2%
3	Agree	672	4.8%
4	Strongly agree	356	2.6%
-9	Missing	94	
Sysmiss		6	
<i>Warning: these figures indicate the number of cases found in the data file. They cannot be interpreted as summary statistics of the population of interest.</i>			
<b># peer1: I have friends in middle school, high school, or people not going to school anymore</b>			
<b>Information</b>	[Type= discrete] [Format=numeric] [Range= 1-4] [Missing=*/-9]		
<b>Statistics [NW/ W]</b>	[Valid=13938 /-] [Invalid=84 /-]		
<b>Value</b>	<b>Label</b>	<b>Cases</b>	<b>Percentage</b>
1	Not at all	5258	37.7%
2	Not match	3413	24.5%
3	Match	2365	17.0%
4	Very match	2902	20.8%
-9	Missing	78	
Sysmiss		6	
<i>Warning: these figures indicate the number of cases found in the data file. They cannot be interpreted as summary statistics of the population of interest.</i>			
<b># peer2: I have friends who are in a gang outside of school</b>			
<b>Information</b>	[Type= discrete] [Format=numeric] [Range= 1-4] [Missing=*/-9]		
<b>Statistics [NW/ W]</b>	[Valid=13927 /-] [Invalid=95 /-]		
<b>Value</b>	<b>Label</b>	<b>Cases</b>	<b>Percentage</b>
1	Not at all	10289	73.9%
2	Not match	2085	15.0%
3	Match	736	5.3%
4	Very match	817	5.9%
-9	Missing	89	
Sysmiss		6	
<i>Warning: these figures indicate the number of cases found in the data file. They cannot be interpreted as summary statistics of the population of interest.</i>			

<b># peer3: When in conflict with others, my friends have my back</b>			
<b>Information</b>	[Type= discrete] [Format=numeric] [Range= 1-4] [Missing=*/-9]		
<b>Statistics [NW/ W]</b>	[Valid=13919 /-] [Invalid=103 /-]		
<b>Value</b>	<b>Label</b>	<b>Cases</b>	<b>Percentage</b>
1	Not at all	6750	48.5%
2	Not match	4428	31.8%
3	Match	1801	12.9%
4	Very match	940	6.8%
-9	Missing	97	
Sysmiss		6	
<i>Warning: these figures indicate the number of cases found in the data file. They cannot be interpreted as summary statistics of the population of interest.</i>			
<b># peer4: I do everything together with my friends.</b>			
<b>Information</b>	[Type= discrete] [Format=numeric] [Range= 1-4] [Missing=*/-9]		
<b>Statistics [NW/ W]</b>	[Valid=13902 /-] [Invalid=120 /-]		
<b>Value</b>	<b>Label</b>	<b>Cases</b>	<b>Percentage</b>
1	Not at all	2984	21.5%
2	Not match	5801	41.7%
3	Match	3469	25.0%
4	Very match	1648	11.9%
-9	Missing	114	
Sysmiss		6	
<i>Warning: these figures indicate the number of cases found in the data file. They cannot be interpreted as summary statistics of the population of interest.</i>			
<b># peer5: I have people who have my back both in school and out of school.</b>			
<b>Information</b>	[Type= discrete] [Format=numeric] [Range= 1-4] [Missing=*/-9]		
<b>Statistics [NW/ W]</b>	[Valid=13900 /-] [Invalid=122 /-]		
<b>Value</b>	<b>Label</b>	<b>Cases</b>	<b>Percentage</b>
1	Not at all	8627	62.1%
2	Not match	3501	25.2%
3	Match	1090	7.8%
4	Very match	682	4.9%
-9	Missing	116	
Sysmiss		6	
<i>Warning: these figures indicate the number of cases found in the data file. They cannot be interpreted as summary statistics of the population of interest.</i>			
<b># peer6: I am generous towards my friends</b>			
<b>Information</b>	[Type= discrete] [Format=numeric] [Range= 1-4] [Missing=*/-9]		
<b>Statistics [NW/ W]</b>	[Valid=13897 /-] [Invalid=125 /-]		
<b>Value</b>	<b>Label</b>	<b>Cases</b>	<b>Percentage</b>
1	Not at all	3459	24.9%
2	Not match	6022	43.3%
3	Match	2995	21.6%
4	Very match	1421	10.2%
-9	Missing	119	
Sysmiss		6	
<i>Warning: these figures indicate the number of cases found in the data file. They cannot be interpreted as summary statistics of the population of interest.</i>			

<b># peer7: If I do not avenge my friends when they get bullied, it means I lack loyalty towards my friends.</b>			
<b>Information</b>	[Type= discrete] [Format=numeric] [Range= 1-4] [Missing=*/-9]		
<b>Statistics [NW/ W]</b>	[Valid=13902 /-] [Invalid=120 /-]		
<b>Value</b>	<b>Label</b>	<b>Cases</b>	<b>Percentage</b>
1	Not at all	7161	51.5%
2	Not match	4335	31.2%
3	Match	1519	10.9%
4	Very match	887	6.4%
-9	Missing	114	
Sysmiss		6	
<i>Warning: these figures indicate the number of cases found in the data file. They cannot be interpreted as summary statistics of the population of interest.</i>			
<b># like1: I enjoy stimulating or competitive leisure activities</b>			
<b>Information</b>	[Type= discrete] [Format=numeric] [Range= 1-4] [Missing=*/-9]		
<b>Statistics [NW/ W]</b>	[Valid=13923 /-] [Invalid=99 /-]		
<b>Value</b>	<b>Label</b>	<b>Cases</b>	<b>Percentage</b>
1	Not at all	2608	18.7%
2	Not match	4296	30.9%
3	Match	3408	24.5%
4	Very match	3611	25.9%
-9	Missing	93	
Sysmiss		6	
<i>Warning: these figures indicate the number of cases found in the data file. They cannot be interpreted as summary statistics of the population of interest.</i>			
<b># like2: I often party all night with my friends</b>			
<b>Information</b>	[Type= discrete] [Format=numeric] [Range= 1-4] [Missing=*/-9]		
<b>Statistics [NW/ W]</b>	[Valid=13920 /-] [Invalid=102 /-]		
<b>Value</b>	<b>Label</b>	<b>Cases</b>	<b>Percentage</b>
1	Not at all	9876	70.9%
2	Not match	2441	17.5%
3	Match	762	5.5%
4	Very match	841	6.0%
-9	Missing	96	
Sysmiss		6	
<i>Warning: these figures indicate the number of cases found in the data file. They cannot be interpreted as summary statistics of the population of interest.</i>			
<b># like3: I often play pool, go to KTVs or play videos games with my friends</b>			
<b>Information</b>	[Type= discrete] [Format=numeric] [Range= 1-4] [Missing=*/-9]		
<b>Statistics [NW/ W]</b>	[Valid=13925 /-] [Invalid=97 /-]		
<b>Value</b>	<b>Label</b>	<b>Cases</b>	<b>Percentage</b>
1	Not at all	8204	58.9%
2	Not match	2901	20.8%
3	Match	1323	9.5%
4	Very match	1497	10.8%
-9	Missing	91	
Sysmiss		6	
<i>Warning: these figures indicate the number of cases found in the data file. They cannot be interpreted as summary statistics of the population of interest.</i>			

<b># like4: I have ear or nose piercings</b>			
<b>Information</b>	[Type= discrete] [Format=numeric] [Range= 1-4] [Missing=*/-9]		
<b>Statistics [NW/ W]</b>	[Valid=13924 /-] [Invalid=98 /-]		
<b>Value</b>	<b>Label</b>	<b>Cases</b>	<b>Percentage</b>
1	Not at all	11565	83.1%
2	Not match	1080	7.8%
3	Match	475	3.4%
4	Very match	804	5.8%
-9	Missing	92	
Sysmiss		6	
<i>Warning: these figures indicate the number of cases found in the data file. They cannot be interpreted as summary statistics of the population of interest.</i>			
<b># like5: My friends and I often fight people one on one to protect our territory</b>			
<b>Information</b>	[Type= discrete] [Format=numeric] [Range= 1-4] [Missing=*/-9]		
<b>Statistics [NW/ W]</b>	[Valid=13905 /-] [Invalid=117 /-]		
<b>Value</b>	<b>Label</b>	<b>Cases</b>	<b>Percentage</b>
1	Not at all	12408	89.2%
2	Not match	851	6.1%
3	Match	194	1.4%
4	Very match	452	3.3%
-9	Missing	111	
Sysmiss		6	
<i>Warning: these figures indicate the number of cases found in the data file. They cannot be interpreted as summary statistics of the population of interest.</i>			
<b># like6: My friends listen to what I say</b>			
<b>Information</b>	[Type= discrete] [Format=numeric] [Range= 1-4] [Missing=*/-9]		
<b>Statistics [NW/ W]</b>	[Valid=13907 /-] [Invalid=115 /-]		
<b>Value</b>	<b>Label</b>	<b>Cases</b>	<b>Percentage</b>
1	Not at all	6851	49.3%
2	Not match	4904	35.3%
3	Match	1554	11.2%
4	Very match	598	4.3%
-9	Missing	109	
Sysmiss		6	
<i>Warning: these figures indicate the number of cases found in the data file. They cannot be interpreted as summary statistics of the population of interest.</i>			
<b># witt1: Verbal intimidation</b>			
<b>Information</b>	[Type= discrete] [Format=numeric] [Range= 0-1] [Missing=*/-9]		
<b>Statistics [NW/ W]</b>	[Valid=13918 /-] [Invalid=104 /-]		
<b>Value</b>	<b>Label</b>	<b>Cases</b>	<b>Percentage</b>
0	Never/ Sometimes	12062	86.7%
1	Always/ Hardly everyday	1856	13.3%
-9	Missing	98	
Sysmiss		6	
<i>Warning: these figures indicate the number of cases found in the data file. They cannot be interpreted as summary statistics of the population of interest.</i>			
<b># witt2: Physical threatening</b>			
<b>Information</b>	[Type= discrete] [Format=numeric] [Range= 0-1] [Missing=*/-9]		

<b># witt2: Physical threatening</b>			
<b>Statistics [NW/ W]</b>		[Valid=13912 /-] [Invalid=110 /-]	
<b>Value</b>	<b>Label</b>	<b>Cases</b>	<b>Percentage</b>
0	Never/ Sometimes	12281	88.3%
1	Always/ Hardly everyday	1631	11.7%
-9	Missing	104	
Sysmiss		6	
<i>Warning: these figures indicate the number of cases found in the data file. They cannot be interpreted as summary statistics of the population of interest.</i>			
<b># witt3: Vandalism</b>			
<b>Information</b>		[Type= discrete] [Format=numeric] [Range= 0-1] [Missing=*/-9]	
<b>Statistics [NW/ W]</b>		[Valid=13918 /-] [Invalid=104 /-]	
<b>Value</b>	<b>Label</b>	<b>Cases</b>	<b>Percentage</b>
0	Never/ Sometimes	11103	79.8%
1	Always/ Hardly everyday	2815	20.2%
-9	Missing	98	
Sysmiss		6	
<i>Warning: these figures indicate the number of cases found in the data file. They cannot be interpreted as summary statistics of the population of interest.</i>			
<b># witt4: Brawling</b>			
<b>Information</b>		[Type= discrete] [Format=numeric] [Range= 0-1] [Missing=*/-9]	
<b>Statistics [NW/ W]</b>		[Valid=13921 /-] [Invalid=101 /-]	
<b>Value</b>	<b>Label</b>	<b>Cases</b>	<b>Percentage</b>
0	Never/ Sometimes	11718	84.2%
1	Always/ Hardly everyday	2203	15.8%
-9	Missing	95	
Sysmiss		6	
<i>Warning: these figures indicate the number of cases found in the data file. They cannot be interpreted as summary statistics of the population of interest.</i>			
<b># witt5: Robbing</b>			
<b>Information</b>		[Type= discrete] [Format=numeric] [Range= 0-1] [Missing=*/-9]	
<b>Statistics [NW/ W]</b>		[Valid=13903 /-] [Invalid=119 /-]	
<b>Value</b>	<b>Label</b>	<b>Cases</b>	<b>Percentage</b>
0	Never/ Sometimes	12659	91.1%
1	Always/ Hardly everyday	1244	8.9%
-9	Missing	113	
Sysmiss		6	
<i>Warning: these figures indicate the number of cases found in the data file. They cannot be interpreted as summary statistics of the population of interest.</i>			
<b># witt6: Insulting</b>			
<b>Information</b>		[Type= discrete] [Format=numeric] [Range= 0-1] [Missing=*/-9]	
<b>Statistics [NW/ W]</b>		[Valid=13904 /-] [Invalid=118 /-]	
<b>Value</b>	<b>Label</b>	<b>Cases</b>	<b>Percentage</b>
0	Never/ Sometimes	9446	67.9%
1	Always/ Hardly everyday	4458	32.1%
-9	Missing	112	
Sysmiss		6	
<i>Warning: these figures indicate the number of cases found in the data file. They cannot be interpreted as summary statistics of the population of interest.</i>			

<b># witt7: Blackmailing</b>			
<b>Information</b>	[Type= discrete] [Format=numeric] [Range= 0-1] [Missing=*/-9]		
<b>Statistics [NW/ W]</b>	[Valid=13906 /-] [Invalid=116 /-]		
<b>Value</b>	<b>Label</b>	<b>Cases</b>	<b>Percentage</b>
0	Never/ Sometimes	12899	92.8%
1	Always/ Hardly everyday	1007	7.2%
-9	Missing	110	
Sysmiss		6	
<i>Warning: these figures indicate the number of cases found in the data file. They cannot be interpreted as summary statistics of the population of interest.</i>			
<b># victim1: Been slapped, punched, or kicked?</b>			
<b>Information</b>	[Type= discrete] [Format=numeric] [Range= 0-1] [Missing=*/-9]		
<b>Statistics [NW/ W]</b>	[Valid=13928 /-] [Invalid=94 /-]		
<b>Value</b>	<b>Label</b>	<b>Cases</b>	<b>Percentage</b>
0	Never/ Sometimes	10651	76.5%
1	Always/ Hardly everyday	3277	23.5%
-9	Missing	88	
Sysmiss		6	
<i>Warning: these figures indicate the number of cases found in the data file. They cannot be interpreted as summary statistics of the population of interest.</i>			
<b># victim2: Been hit with a mop handle or broomstick</b>			
<b>Information</b>	[Type= discrete] [Format=numeric] [Range= 0-1] [Missing=*/-9]		
<b>Statistics [NW/ W]</b>	[Valid=13929 /-] [Invalid=93 /-]		
<b>Value</b>	<b>Label</b>	<b>Cases</b>	<b>Percentage</b>
0	Never/ Sometimes	12565	90.2%
1	Always/ Hardly everyday	1364	9.8%
-9	Missing	87	
Sysmiss		6	
<i>Warning: these figures indicate the number of cases found in the data file. They cannot be interpreted as summary statistics of the population of interest.</i>			
<b># victim3: Been jumped by people after class</b>			
<b>Information</b>	[Type= discrete] [Format=numeric] [Range= 0-1] [Missing=*/-9]		
<b>Statistics [NW/ W]</b>	[Valid=13931 /-] [Invalid=91 /-]		
<b>Value</b>	<b>Label</b>	<b>Cases</b>	<b>Percentage</b>
0	Never/ Sometimes	12939	92.9%
1	Always/ Hardly everyday	992	7.1%
-9	Missing	85	
Sysmiss		6	
<i>Warning: these figures indicate the number of cases found in the data file. They cannot be interpreted as summary statistics of the population of interest.</i>			
<b># victim4: Been extorted for money</b>			
<b>Information</b>	[Type= discrete] [Format=numeric] [Range= 0-1] [Missing=*/-9]		
<b>Statistics [NW/ W]</b>	[Valid=13936 /-] [Invalid=86 /-]		
<b>Value</b>	<b>Label</b>	<b>Cases</b>	<b>Percentage</b>
0	Never/ Sometimes	12816	92.0%
1	Always/ Hardly everyday	1120	8.0%
-9	Missing	80	
Sysmiss		6	



<b># victim4: Been extorted for money</b>			
<i>Warning: these figures indicate the number of cases found in the data file. They cannot be interpreted as summary statistics of the population of interest.</i>			
<b># victim5: Been intimidated verbally</b>			
<b>Information</b>	[Type= discrete] [Format=numeric] [Range= 0-1] [Missing=*/-9]		
<b>Statistics [NW/ W]</b>	[Valid=13935 /-] [Invalid=87 /-]		
<b>Value</b>	<b>Label</b>	<b>Cases</b>	<b>Percentage</b>
0	Never/ Sometimes	11619	83.4%
1	Always/ Hardly everyday	2316	16.6%
-9	Missing	81	
Sysmiss		6	
<i>Warning: these figures indicate the number of cases found in the data file. They cannot be interpreted as summary statistics of the population of interest.</i>			
<b># victim6: Been intimidated by other's expressions</b>			
<b>Information</b>	[Type= discrete] [Format=numeric] [Range= 0-1] [Missing=*/-9]		
<b>Statistics [NW/ W]</b>	[Valid=13939 /-] [Invalid=83 /-]		
<b>Value</b>	<b>Label</b>	<b>Cases</b>	<b>Percentage</b>
0	Never/ Sometimes	11404	81.8%
1	Always/ Hardly everyday	2535	18.2%
-9	Missing	77	
Sysmiss		6	
<i>Warning: these figures indicate the number of cases found in the data file. They cannot be interpreted as summary statistics of the population of interest.</i>			
<b># victim7: Been intimidated through notes</b>			
<b>Information</b>	[Type= discrete] [Format=numeric] [Range= 0-1] [Missing=*/-9]		
<b>Statistics [NW/ W]</b>	[Valid=13927 /-] [Invalid=95 /-]		
<b>Value</b>	<b>Label</b>	<b>Cases</b>	<b>Percentage</b>
0	Never/ Sometimes	12594	90.4%
1	Always/ Hardly everyday	1333	9.6%
-9	Missing	89	
Sysmiss		6	
<i>Warning: these figures indicate the number of cases found in the data file. They cannot be interpreted as summary statistics of the population of interest.</i>			
<b># victim8: Been the victim of a prank</b>			
<b>Information</b>	[Type= discrete] [Format=numeric] [Range= 0-1] [Missing=*/-9]		
<b>Statistics [NW/ W]</b>	[Valid=13917 /-] [Invalid=105 /-]		
<b>Value</b>	<b>Label</b>	<b>Cases</b>	<b>Percentage</b>
0	Never/ Sometimes	7715	55.4%
1	Always/ Hardly everyday	6202	44.6%
-9	Missing	99	
Sysmiss		6	
<i>Warning: these figures indicate the number of cases found in the data file. They cannot be interpreted as summary statistics of the population of interest.</i>			
<b># victim9: Had your belongings damaged</b>			
<b>Information</b>	[Type= discrete] [Format=numeric] [Range= 0-1] [Missing=*/-9]		
<b>Statistics [NW/ W]</b>	[Valid=13930 /-] [Invalid=92 /-]		
<b>Value</b>	<b>Label</b>	<b>Cases</b>	<b>Percentage</b>
0	Never/ Sometimes	9153	65.7%
1	Always/ Hardly everyday	4777	34.3%

<b># victim9: Had your belongings damaged</b>			
Value	Label	Cases	Percentage
-9	Missing	86	
Sysmiss		6	
<i>Warning: these figures indicate the number of cases found in the data file. They cannot be interpreted as summary statistics of the population of interest.</i>			
<b># victim10: Had your belongings stolen</b>			
<b>Information</b>	[Type= discrete] [Format=numeric] [Range= 0-1] [Missing=*/-9]		
<b>Statistics [NW/ W]</b>	[Valid=13927 /-] [Invalid=95 /-]		
Value	Label	Cases	Percentage
0	Never/ Sometimes	7014	50.4%
1	Always/ Hardly everyday	6913	49.6%
-9	Missing	87	
Sysmiss		8	
<i>Warning: these figures indicate the number of cases found in the data file. They cannot be interpreted as summary statistics of the population of interest.</i>			
<b># v1: Beat up other people (Many on one)</b>			
<b>Information</b>	[Type= discrete] [Format=numeric] [Range= 0-1] [Missing=*]		
<b>Statistics [NW/ W]</b>	[Valid=14016 /-] [Invalid=6 /-]		
Value	Label	Cases	Percentage
0	No	11837	84.5%
1	Yes	2179	15.5%
Sysmiss		6	
<i>Warning: these figures indicate the number of cases found in the data file. They cannot be interpreted as summary statistics of the population of interest.</i>			
<b># v1m1: Beat up other people (Many on one) Received punishment</b>			
<b>Information</b>	[Type= discrete] [Format=numeric] [Range= 0-2] [Missing=*]		
<b>Statistics [NW/ W]</b>	[Valid=14016 /-] [Invalid=6 /-]		
Value	Label	Cases	Percentage
0	Not necessary to answer	62	0.4%
1	Yes	246	1.8%
2	No	13708	97.8%
Sysmiss		6	
<i>Warning: these figures indicate the number of cases found in the data file. They cannot be interpreted as summary statistics of the population of interest.</i>			
<b># v1m2: Beat up other people (Many on one) Differed in opinion with others</b>			
<b>Information</b>	[Type= discrete] [Format=numeric] [Range= 0-2] [Missing=*]		
<b>Statistics [NW/ W]</b>	[Valid=14016 /-] [Invalid=6 /-]		
Value	Label	Cases	Percentage
0	Not necessary to answer	62	0.4%
1	Yes	575	4.1%
2	No	13379	95.5%
Sysmiss		6	
<i>Warning: these figures indicate the number of cases found in the data file. They cannot be interpreted as summary statistics of the population of interest.</i>			
<b># v1m3: Beat up other people (Many on one) Tattled on others</b>			
<b>Information</b>	[Type= discrete] [Format=numeric] [Range= 0-2] [Missing=*]		
<b>Statistics [NW/ W]</b>	[Valid=14016 /-] [Invalid=6 /-]		

<b># v1m3: Beat up other people (Many on one) Tattled on others</b>			
Value	Label	Cases	Percentage
0	Not necessary to answer	62	0.4%
1	Yes	373	2.7%
2	No	13581	96.9%
Sysmiss		6	
<i>Warning: these figures indicate the number of cases found in the data file. They cannot be interpreted as summary statistics of the population of interest.</i>			
<b># v1m4: Beat up other people (Many on one) Think using violence is fun</b>			
<b>Information</b>	[Type= discrete] [Format=numeric] [Range= 0-2] [Missing=*]		
<b>Statistics [NW/ W]</b>	[Valid=14016 /-] [Invalid=6 /-]		
Value	Label	Cases	Percentage
0	Not necessary to answer	62	0.4%
1	Yes	384	2.7%
2	No	13570	96.8%
Sysmiss		6	
<i>Warning: these figures indicate the number of cases found in the data file. They cannot be interpreted as summary statistics of the population of interest.</i>			
<b># v1m5: Beat up other people (Many on one) Been unable to borrow money</b>			
<b>Information</b>	[Type= discrete] [Format=numeric] [Range= 0-2] [Missing=*]		
<b>Statistics [NW/ W]</b>	[Valid=14016 /-] [Invalid=6 /-]		
Value	Label	Cases	Percentage
0	Not necessary to answer	62	0.4%
1	Yes	66	0.5%
2	No	13888	99.1%
Sysmiss		6	
<i>Warning: these figures indicate the number of cases found in the data file. They cannot be interpreted as summary statistics of the population of interest.</i>			
<b># v1m6: Beat up other people (Many on one) Been easily provoked</b>			
<b>Information</b>	[Type= discrete] [Format=numeric] [Range= 0-2] [Missing=*]		
<b>Statistics [NW/ W]</b>	[Valid=14016 /-] [Invalid=6 /-]		
Value	Label	Cases	Percentage
0	Not necessary to answer	62	0.4%
1	Yes	852	6.1%
2	No	13102	93.5%
Sysmiss		6	
<i>Warning: these figures indicate the number of cases found in the data file. They cannot be interpreted as summary statistics of the population of interest.</i>			
<b># v1m7: Beat up other people (Many on one) Got beaten up or held a grudge</b>			
<b>Information</b>	[Type= discrete] [Format=numeric] [Range= 0-5] [Missing=*]		
<b>Statistics [NW/ W]</b>	[Valid=14016 /-] [Invalid=6 /-]		
Value	Label	Cases	Percentage
0	Not necessary to answer	62	0.4%
1	Yes	467	3.3%
2	No	13486	96.2%
5		1	0.0%
Sysmiss		6	
<i>Warning: these figures indicate the number of cases found in the data file. They cannot be interpreted as summary statistics of the population of interest.</i>			

<b># v1m8: Beat up other people (Many on one) Been easy to bully</b>			
<b>Information</b>	[Type= discrete] [Format=numeric] [Range= 0-2] [Missing=*]		
<b>Statistics [NW/ W]</b>	[Valid=14016 /-] [Invalid=6 /-]		
<b>Value</b>	<b>Label</b>	<b>Cases</b>	<b>Percentage</b>
0	Not necessary to answer	62	0.4%
1	Yes	219	1.6%
2	No	13735	98.0%
Sysmiss		6	
<i>Warning: these figures indicate the number of cases found in the data file. They cannot be interpreted as summary statistics of the population of interest.</i>			
<b># v1m9: Beat up other people (Many on one) Dating problems</b>			
<b>Information</b>	[Type= discrete] [Format=numeric] [Range= 0-2] [Missing=*]		
<b>Statistics [NW/ W]</b>	[Valid=14016 /-] [Invalid=6 /-]		
<b>Value</b>	<b>Label</b>	<b>Cases</b>	<b>Percentage</b>
0	Not necessary to answer	62	0.4%
1	Yes	177	1.3%
2	No	13777	98.3%
Sysmiss		6	
<i>Warning: these figures indicate the number of cases found in the data file. They cannot be interpreted as summary statistics of the population of interest.</i>			
<b># v1m10: Beat up other people (Many on one) Disliked someone for no reason</b>			
<b>Information</b>	[Type= discrete] [Format=numeric] [Range= 0-2] [Missing=*]		
<b>Statistics [NW/ W]</b>	[Valid=14016 /-] [Invalid=6 /-]		
<b>Value</b>	<b>Label</b>	<b>Cases</b>	<b>Percentage</b>
0	Not necessary to answer	62	0.4%
1	Yes	654	4.7%
2	No	13300	94.9%
Sysmiss		6	
<i>Warning: these figures indicate the number of cases found in the data file. They cannot be interpreted as summary statistics of the population of interest.</i>			
<b># v1m11: Beat up other people (Many on one) Felt that a problem or conflict was another person's fault.</b>			
<b>Information</b>	[Type= discrete] [Format=numeric] [Range= 0-2] [Missing=*]		
<b>Statistics [NW/ W]</b>	[Valid=14016 /-] [Invalid=6 /-]		
<b>Value</b>	<b>Label</b>	<b>Cases</b>	<b>Percentage</b>
0	Not necessary to answer	62	0.4%
1	Yes	223	1.6%
2	No	13731	98.0%
Sysmiss		6	
<i>Warning: these figures indicate the number of cases found in the data file. They cannot be interpreted as summary statistics of the population of interest.</i>			
<b># v1m12: Beat up other people (Many on one) Others</b>			
<b>Information</b>	[Type= discrete] [Format=numeric] [Range= 0-2] [Missing=*]		
<b>Statistics [NW/ W]</b>	[Valid=14016 /-] [Invalid=6 /-]		
<b>Value</b>	<b>Label</b>	<b>Cases</b>	<b>Percentage</b>
0	Not necessary to answer	62	0.4%
1	Yes	323	2.3%
2	No	13631	97.3%
Sysmiss		6	

**# v1m12: Beat up other people (Many on one) Others**

*Warning: these figures indicate the number of cases found in the data file. They cannot be interpreted as summary statistics of the population of interest.*

**# v2: Fight with others (One on one)**

**Information** [Type= discrete] [Format=numeric] [Range= 0-1] [Missing=\*]

**Statistics [NW/ W]** [Valid=14016 /-] [Invalid=6 /-]

Value	Label	Cases	Percentage
0	No	11854	84.6%
1	Yes	2162	15.4%
Sysmiss		6	

*Warning: these figures indicate the number of cases found in the data file. They cannot be interpreted as summary statistics of the population of interest.*

<b># v2m1: Fight with others (One on one) Received punishment</b>			
<b>Information</b>		[Type= discrete] [Format=numeric] [Range= 0-2] [Missing=*]	
<b>Statistics [NW/ W]</b>		[Valid=14016 /-] [Invalid=6 /-]	
<b>Value</b>	<b>Label</b>	<b>Cases</b>	<b>Percentage</b>
0	Not necessary to answer	54	0.4%
1	Yes	189	1.3%
2	No	13773	98.3%
Sysmiss		6	
<i>Warning: these figures indicate the number of cases found in the data file. They cannot be interpreted as summary statistics of the population of interest.</i>			
<b># v2m2: Fight with others (One on one) Differed in opinion with others</b>			
<b>Information</b>		[Type= discrete] [Format=numeric] [Range= 0-2] [Missing=*]	
<b>Statistics [NW/ W]</b>		[Valid=14016 /-] [Invalid=6 /-]	
<b>Value</b>	<b>Label</b>	<b>Cases</b>	<b>Percentage</b>
0	Not necessary to answer	54	0.4%
1	Yes	632	4.5%
2	No	13330	95.1%
Sysmiss		6	
<i>Warning: these figures indicate the number of cases found in the data file. They cannot be interpreted as summary statistics of the population of interest.</i>			
<b># v2m3: Fight with others (One on one) Tattled on others</b>			
<b>Information</b>		[Type= discrete] [Format=numeric] [Range= 0-2] [Missing=*]	
<b>Statistics [NW/ W]</b>		[Valid=14016 /-] [Invalid=6 /-]	
<b>Value</b>	<b>Label</b>	<b>Cases</b>	<b>Percentage</b>
0	Not necessary to answer	54	0.4%
1	Yes	215	1.5%
2	No	13747	98.1%
Sysmiss		6	
<i>Warning: these figures indicate the number of cases found in the data file. They cannot be interpreted as summary statistics of the population of interest.</i>			
<b># v2m4: Fight with others (One on one) Think using violence is fun</b>			
<b>Information</b>		[Type= discrete] [Format=numeric] [Range= 0-2] [Missing=*]	
<b>Statistics [NW/ W]</b>		[Valid=14016 /-] [Invalid=6 /-]	
<b>Value</b>	<b>Label</b>	<b>Cases</b>	<b>Percentage</b>
0	Not necessary to answer	54	0.4%
1	Yes	221	1.6%
2	No	13741	98.0%
Sysmiss		6	
<i>Warning: these figures indicate the number of cases found in the data file. They cannot be interpreted as summary statistics of the population of interest.</i>			
<b># v2m5: Fight with others (One on one) Been unable to borrow money</b>			
<b>Information</b>		[Type= discrete] [Format=numeric] [Range= 0-2] [Missing=*]	
<b>Statistics [NW/ W]</b>		[Valid=14016 /-] [Invalid=6 /-]	
<b>Value</b>	<b>Label</b>	<b>Cases</b>	<b>Percentage</b>
0	Not necessary to answer	54	0.4%
1	Yes	45	0.3%
2	No	13917	99.3%
Sysmiss		6	

<b># v2m5: Fight with others (One on one) Been unable to borrow money</b>			
<i>Warning: these figures indicate the number of cases found in the data file. They cannot be interpreted as summary statistics of the population of interest.</i>			
<b># v2m6: Fight with others (One on one) Been easily provoked</b>			
<b>Information</b>		[Type= discrete] [Format=numeric] [Range= 0-2] [Missing=*]	
<b>Statistics [NW/ W]</b>		[Valid=14016 /-] [Invalid=6 /-]	
<b>Value</b>	<b>Label</b>	<b>Cases</b>	<b>Percentage</b>
0	Not necessary to answer	54	0.4%
1	Yes	983	7.0%
2	No	12979	92.6%
Sysmiss		6	
<i>Warning: these figures indicate the number of cases found in the data file. They cannot be interpreted as summary statistics of the population of interest.</i>			
<b># v2m7: Fight with others (One on one) Got beaten up or held a grudge</b>			
<b>Information</b>		[Type= discrete] [Format=numeric] [Range= 0-2] [Missing=*]	
<b>Statistics [NW/ W]</b>		[Valid=14016 /-] [Invalid=6 /-]	
<b>Value</b>	<b>Label</b>	<b>Cases</b>	<b>Percentage</b>
0	Not necessary to answer	54	0.4%
1	Yes	406	2.9%
2	No	13556	96.7%
Sysmiss		6	
<i>Warning: these figures indicate the number of cases found in the data file. They cannot be interpreted as summary statistics of the population of interest.</i>			
<b># v2m8: Fight with others (One on one) Been easy to bully</b>			
<b>Information</b>		[Type= discrete] [Format=numeric] [Range= 0-2] [Missing=*]	
<b>Statistics [NW/ W]</b>		[Valid=14016 /-] [Invalid=6 /-]	
<b>Value</b>	<b>Label</b>	<b>Cases</b>	<b>Percentage</b>
0	Not necessary to answer	54	0.4%
1	Yes	106	0.8%
2	No	13856	98.9%
Sysmiss		6	
<i>Warning: these figures indicate the number of cases found in the data file. They cannot be interpreted as summary statistics of the population of interest.</i>			
<b># v2m9: Fight with others (One on one) Dating problems</b>			
<b>Information</b>		[Type= discrete] [Format=numeric] [Range= 0-2] [Missing=*]	
<b>Statistics [NW/ W]</b>		[Valid=14016 /-] [Invalid=6 /-]	
<b>Value</b>	<b>Label</b>	<b>Cases</b>	<b>Percentage</b>
0	Not necessary to answer	53	0.4%
1	Yes	114	0.8%
2	No	13849	98.8%
Sysmiss		6	
<i>Warning: these figures indicate the number of cases found in the data file. They cannot be interpreted as summary statistics of the population of interest.</i>			
<b># v2m10: Fight with others (One on one) Disliked someone for no reason</b>			
<b>Information</b>		[Type= discrete] [Format=numeric] [Range= 0-2] [Missing=*]	
<b>Statistics [NW/ W]</b>		[Valid=14016 /-] [Invalid=6 /-]	
<b>Value</b>	<b>Label</b>	<b>Cases</b>	<b>Percentage</b>
0	Not necessary to answer	54	0.4%
1	Yes	535	3.8%

<b># v2m10: Fight with others (One on one) Disliked someone for no reason</b>			
Value	Label	Cases	Percentage
2	No	13427	95.8%
Sysmiss		6	
<i>Warning: these figures indicate the number of cases found in the data file. They cannot be interpreted as summary statistics of the population of interest.</i>			
<b># v2m11: Fight with others (One on one) Felt that a problem or conflict was another person's fault.</b>			
<b>Information</b>	[Type= discrete] [Format=numeric] [Range= 0-2] [Missing=*]		
<b>Statistics [NW/ W]</b>	[Valid=14016 /-] [Invalid=6 /-]		
Value	Label	Cases	Percentage
0	Not necessary to answer	54	0.4%
1	Yes	201	1.4%
2	No	13761	98.2%
Sysmiss		6	
<i>Warning: these figures indicate the number of cases found in the data file. They cannot be interpreted as summary statistics of the population of interest.</i>			
<b># v2m12: Fight with others (One on one) Others</b>			
<b>Information</b>	[Type= discrete] [Format=numeric] [Range= 0-2] [Missing=*]		
<b>Statistics [NW/ W]</b>	[Valid=14016 /-] [Invalid=6 /-]		
Value	Label	Cases	Percentage
0	Not necessary to answer	53	0.4%
1	Yes	277	2.0%
2	No	13686	97.6%
Sysmiss		6	
<i>Warning: these figures indicate the number of cases found in the data file. They cannot be interpreted as summary statistics of the population of interest.</i>			
<b># v3: Hurt others with items</b>			
<b>Information</b>	[Type= discrete] [Format=numeric] [Range= 0-1] [Missing=*]		
<b>Statistics [NW/ W]</b>	[Valid=14016 /-] [Invalid=6 /-]		
Value	Label	Cases	Percentage
0	No	12564	89.6%
1	Yes	1452	10.4%
Sysmiss		6	
<i>Warning: these figures indicate the number of cases found in the data file. They cannot be interpreted as summary statistics of the population of interest.</i>			
<b># v3m1: Hurt others with items Received punishment</b>			
<b>Information</b>	[Type= discrete] [Format=numeric] [Range= 0-2] [Missing=*]		
<b>Statistics [NW/ W]</b>	[Valid=14016 /-] [Invalid=6 /-]		
Value	Label	Cases	Percentage
0	Not necessary to answer	60	0.4%
1	Yes	167	1.2%
2	No	13789	98.4%
Sysmiss		6	
<i>Warning: these figures indicate the number of cases found in the data file. They cannot be interpreted as summary statistics of the population of interest.</i>			
<b># v3m2: Hurt others with items Differed in opinion with others</b>			
<b>Information</b>	[Type= discrete] [Format=numeric] [Range= 0-2] [Missing=*]		
<b>Statistics [NW/ W]</b>	[Valid=14016 /-] [Invalid=6 /-]		



**# v3m2: Hurt others with items Differed in opinion with others**

Value	Label	Cases	Percentage
0	Not necessary to answer	60	0.4%
1	Yes	358	2.6%
2	No	13598	97.0%
Sysmiss		6	

*Warning: these figures indicate the number of cases found in the data file. They cannot be interpreted as summary statistics of the population of interest.*

**# v3m3: Hurt others with items Tattled on others**

<b>Information</b>	[Type= discrete] [Format=numeric] [Range= 0-2] [Missing=*]
<b>Statistics [NW/ W]</b>	[Valid=14016 /-] [Invalid=6 /-]

Value	Label	Cases	Percentage
0	Not necessary to answer	60	0.4%
1	Yes	155	1.1%
2	No	13801	98.5%
Sysmiss		6	

*Warning: these figures indicate the number of cases found in the data file. They cannot be interpreted as summary statistics of the population of interest.*

**# v3m4: Hurt others with items Think using violence is fun**

<b>Information</b>	[Type= discrete] [Format=numeric] [Range= 0-2] [Missing=*]
<b>Statistics [NW/ W]</b>	[Valid=14016 /-] [Invalid=6 /-]

Value	Label	Cases	Percentage
0	Not necessary to answer	60	0.4%
1	Yes	305	2.2%
2	No	13651	97.4%
Sysmiss		6	

*Warning: these figures indicate the number of cases found in the data file. They cannot be interpreted as summary statistics of the population of interest.*

**# v3m5: Hurt others with items Been unable to borrow money**

<b>Information</b>	[Type= discrete] [Format=numeric] [Range= 0-2] [Missing=*]
<b>Statistics [NW/ W]</b>	[Valid=14016 /-] [Invalid=6 /-]

Value	Label	Cases	Percentage
0	Not necessary to answer	60	0.4%
1	Yes	41	0.3%
2	No	13915	99.3%
Sysmiss		6	

*Warning: these figures indicate the number of cases found in the data file. They cannot be interpreted as summary statistics of the population of interest.*

**# v3m6: Hurt others with items Been easily provoked**

<b>Information</b>	[Type= discrete] [Format=numeric] [Range= 0-2] [Missing=*]
<b>Statistics [NW/ W]</b>	[Valid=14016 /-] [Invalid=6 /-]

Value	Label	Cases	Percentage
0	Not necessary to answer	60	0.4%
1	Yes	543	3.9%
2	No	13413	95.7%
Sysmiss		6	

*Warning: these figures indicate the number of cases found in the data file. They cannot be interpreted as summary statistics of the population of interest.*

<b># v3m7: Hurt others with items Got beaten up or held a grudge</b>			
<b>Information</b>	[Type= discrete] [Format=numeric] [Range= 0-2] [Missing=*]		
<b>Statistics [NW/ W]</b>	[Valid=14016 /-] [Invalid=6 /-]		
<b>Value</b>	<b>Label</b>	<b>Cases</b>	<b>Percentage</b>
0	Not necessary to answer	60	0.4%
1	Yes	231	1.6%
2	No	13725	97.9%
Sysmiss		6	
<i>Warning: these figures indicate the number of cases found in the data file. They cannot be interpreted as summary statistics of the population of interest.</i>			
<b># v3m8: Hurt others with items Been easy to bully</b>			
<b>Information</b>	[Type= discrete] [Format=numeric] [Range= 0-2] [Missing=*]		
<b>Statistics [NW/ W]</b>	[Valid=14016 /-] [Invalid=6 /-]		
<b>Value</b>	<b>Label</b>	<b>Cases</b>	<b>Percentage</b>
0	Not necessary to answer	61	0.4%
1	Yes	113	0.8%
2	No	13842	98.8%
Sysmiss		6	
<i>Warning: these figures indicate the number of cases found in the data file. They cannot be interpreted as summary statistics of the population of interest.</i>			
<b># v3m9: Hurt others with items Dating problems</b>			
<b>Information</b>	[Type= discrete] [Format=numeric] [Range= 0-2] [Missing=*]		
<b>Statistics [NW/ W]</b>	[Valid=14016 /-] [Invalid=6 /-]		
<b>Value</b>	<b>Label</b>	<b>Cases</b>	<b>Percentage</b>
0	Not necessary to answer	60	0.4%
1	Yes	72	0.5%
2	No	13884	99.1%
Sysmiss		6	
<i>Warning: these figures indicate the number of cases found in the data file. They cannot be interpreted as summary statistics of the population of interest.</i>			
<b># v3m10: Hurt others with items Disliked someone for no reason</b>			
<b>Information</b>	[Type= discrete] [Format=numeric] [Range= 0-2] [Missing=*]		
<b>Statistics [NW/ W]</b>	[Valid=14016 /-] [Invalid=6 /-]		
<b>Value</b>	<b>Label</b>	<b>Cases</b>	<b>Percentage</b>
0	Not necessary to answer	60	0.4%
1	Yes	334	2.4%
2	No	13622	97.2%
Sysmiss		6	
<i>Warning: these figures indicate the number of cases found in the data file. They cannot be interpreted as summary statistics of the population of interest.</i>			
<b># v3m11: Hurt others with items Felt that a problem or conflict was another person's fault.</b>			
<b>Information</b>	[Type= discrete] [Format=numeric] [Range= 0-2] [Missing=*]		
<b>Statistics [NW/ W]</b>	[Valid=14016 /-] [Invalid=6 /-]		
<b>Value</b>	<b>Label</b>	<b>Cases</b>	<b>Percentage</b>
0	Not necessary to answer	60	0.4%
1	Yes	131	0.9%
2	No	13825	98.6%
Sysmiss		6	

<b># v3m11: Hurt others with items Felt that a problem or conflict was another person's fault.</b>			
<i>Warning: these figures indicate the number of cases found in the data file. They cannot be interpreted as summary statistics of the population of interest.</i>			
<b># v3m12: Hurt others with items Others</b>			
<b>Information</b>		[Type= discrete] [Format=numeric] [Range= 0-2] [Missing=*]	
<b>Statistics [NW/ W]</b>		[Valid=14016 /-] [Invalid=6 /-]	
<b>Value</b>	<b>Label</b>	<b>Cases</b>	<b>Percentage</b>
0	Not necessary to answer	61	0.4%
1	Yes	278	2.0%
2	No	13677	97.6%
Sysmiss		6	
<i>Warning: these figures indicate the number of cases found in the data file. They cannot be interpreted as summary statistics of the population of interest.</i>			
<b># v4: Damage other's properties</b>			
<b>Information</b>		[Type= discrete] [Format=numeric] [Range= 0-1] [Missing=*]	
<b>Statistics [NW/ W]</b>		[Valid=14016 /-] [Invalid=6 /-]	
<b>Value</b>	<b>Label</b>	<b>Cases</b>	<b>Percentage</b>
0	No	11721	83.6%
1	Yes	2295	16.4%
Sysmiss		6	
<i>Warning: these figures indicate the number of cases found in the data file. They cannot be interpreted as summary statistics of the population of interest.</i>			
<b># v4m1: Damage other's properties Received punishment</b>			
<b>Information</b>		[Type= discrete] [Format=numeric] [Range= 0-2] [Missing=*]	
<b>Statistics [NW/ W]</b>		[Valid=14016 /-] [Invalid=6 /-]	
<b>Value</b>	<b>Label</b>	<b>Cases</b>	<b>Percentage</b>
0	Not necessary to answer	57	0.4%
1	Yes	190	1.4%
2	No	13769	98.2%
Sysmiss		6	
<i>Warning: these figures indicate the number of cases found in the data file. They cannot be interpreted as summary statistics of the population of interest.</i>			
<b># v4m2: Damage other's properties Differed in opinion with others</b>			
<b>Information</b>		[Type= discrete] [Format=numeric] [Range= 0-2] [Missing=*]	
<b>Statistics [NW/ W]</b>		[Valid=14016 /-] [Invalid=6 /-]	
<b>Value</b>	<b>Label</b>	<b>Cases</b>	<b>Percentage</b>
0	Not necessary to answer	57	0.4%
1	Yes	490	3.5%
2	No	13469	96.1%
Sysmiss		6	
<i>Warning: these figures indicate the number of cases found in the data file. They cannot be interpreted as summary statistics of the population of interest.</i>			
<b># v4m3: Damage other's properties Tattled on others</b>			
<b>Information</b>		[Type= discrete] [Format=numeric] [Range= 0-2] [Missing=*]	
<b>Statistics [NW/ W]</b>		[Valid=14016 /-] [Invalid=6 /-]	
<b>Value</b>	<b>Label</b>	<b>Cases</b>	<b>Percentage</b>
0	Not necessary to answer	57	0.4%
1	Yes	277	2.0%
2	No	13682	97.6%

<b># v4m3: Damage other's properties Tattled on others</b>			
<b>Value</b>	<b>Label</b>	<b>Cases</b>	<b>Percentage</b>
Sysmiss		6	
<i>Warning: these figures indicate the number of cases found in the data file. They cannot be interpreted as summary statistics of the population of interest.</i>			
<b># v4m4: Damage other's properties Think using violence is fun</b>			
<b>Information</b>	[Type= discrete] [Format=numeric] [Range= 0-2] [Missing=*]		
<b>Statistics [NW/ W]</b>	[Valid=14016 /-] [Invalid=6 /-]		
<b>Value</b>	<b>Label</b>	<b>Cases</b>	<b>Percentage</b>
0	Not necessary to answer	57	0.4%
1	Yes	606	4.3%
2	No	13353	95.3%
Sysmiss		6	
<i>Warning: these figures indicate the number of cases found in the data file. They cannot be interpreted as summary statistics of the population of interest.</i>			
<b># v4m5: Damage other's properties Been unable to borrow money</b>			
<b>Information</b>	[Type= discrete] [Format=numeric] [Range= 0-2] [Missing=*]		
<b>Statistics [NW/ W]</b>	[Valid=14016 /-] [Invalid=6 /-]		
<b>Value</b>	<b>Label</b>	<b>Cases</b>	<b>Percentage</b>
0	Not necessary to answer	57	0.4%
1	Yes	49	0.3%
2	No	13910	99.2%
Sysmiss		6	
<i>Warning: these figures indicate the number of cases found in the data file. They cannot be interpreted as summary statistics of the population of interest.</i>			
<b># v4m6: Damage other's properties Been easily provoked</b>			
<b>Information</b>	[Type= discrete] [Format=numeric] [Range= 0-2] [Missing=*]		
<b>Statistics [NW/ W]</b>	[Valid=14016 /-] [Invalid=6 /-]		
<b>Value</b>	<b>Label</b>	<b>Cases</b>	<b>Percentage</b>
0	Not necessary to answer	57	0.4%
1	Yes	582	4.2%
2	No	13377	95.4%
Sysmiss		6	
<i>Warning: these figures indicate the number of cases found in the data file. They cannot be interpreted as summary statistics of the population of interest.</i>			
<b># v4m7: Damage other's properties Got beaten up or held a grudge</b>			
<b>Information</b>	[Type= discrete] [Format=numeric] [Range= 0-2] [Missing=*]		
<b>Statistics [NW/ W]</b>	[Valid=14016 /-] [Invalid=6 /-]		
<b>Value</b>	<b>Label</b>	<b>Cases</b>	<b>Percentage</b>
0	Not necessary to answer	57	0.4%
1	Yes	273	1.9%
2	No	13686	97.6%
Sysmiss		6	
<i>Warning: these figures indicate the number of cases found in the data file. They cannot be interpreted as summary statistics of the population of interest.</i>			
<b># v4m8: Damage other's properties Been easy to bully</b>			
<b>Information</b>	[Type= discrete] [Format=numeric] [Range= 0-2] [Missing=*]		
<b>Statistics [NW/ W]</b>	[Valid=14016 /-] [Invalid=6 /-]		

<b># v4m8: Damage other's properties Been easy to bully</b>			
Value	Label	Cases	Percentage
0	Not necessary to answer	57	0.4%
1	Yes	220	1.6%
2	No	13739	98.0%
Sysmiss		6	
<i>Warning: these figures indicate the number of cases found in the data file. They cannot be interpreted as summary statistics of the population of interest.</i>			
<b># v4m9: Damage other's properties Dating problems</b>			
<b>Information</b>	[Type= discrete] [Format=numeric] [Range= 0-2] [Missing=*]		
<b>Statistics [NW/ W]</b>	[Valid=14016 /-] [Invalid=6 /-]		
Value	Label	Cases	Percentage
0	Not necessary to answer	57	0.4%
1	Yes	69	0.5%
2	No	13890	99.1%
Sysmiss		6	
<i>Warning: these figures indicate the number of cases found in the data file. They cannot be interpreted as summary statistics of the population of interest.</i>			
<b># v4m10: Damage other's properties Disliked someone for no reason</b>			
<b>Information</b>	[Type= discrete] [Format=numeric] [Range= 0-2] [Missing=*]		
<b>Statistics [NW/ W]</b>	[Valid=14016 /-] [Invalid=6 /-]		
Value	Label	Cases	Percentage
0	Not necessary to answer	57	0.4%
1	Yes	641	4.6%
2	No	13318	95.0%
Sysmiss		6	
<i>Warning: these figures indicate the number of cases found in the data file. They cannot be interpreted as summary statistics of the population of interest.</i>			
<b># v4m11: Damage other's properties Felt that a problem or conflict was another person's fault.</b>			
<b>Information</b>	[Type= discrete] [Format=numeric] [Range= 0-2] [Missing=*]		
<b>Statistics [NW/ W]</b>	[Valid=14016 /-] [Invalid=6 /-]		
Value	Label	Cases	Percentage
0	Not necessary to answer	57	0.4%
1	Yes	161	1.1%
2	No	13798	98.4%
Sysmiss		6	
<i>Warning: these figures indicate the number of cases found in the data file. They cannot be interpreted as summary statistics of the population of interest.</i>			
<b># v4m12: Damage other's properties Others</b>			
<b>Information</b>	[Type= discrete] [Format=numeric] [Range= 0-4] [Missing=*]		
<b>Statistics [NW/ W]</b>	[Valid=14016 /-] [Invalid=6 /-]		
Value	Label	Cases	Percentage
0	Not necessary to answer	57	0.4%
1	Yes	409	2.9%
2	No	13549	96.7%
4		1	0.0%
Sysmiss		6	
<i>Warning: these figures indicate the number of cases found in the data file. They cannot be interpreted as summary statistics of the population of interest.</i>			

<b># v5: Damage public properties</b>			
<b>Information</b>	[Type= discrete] [Format=numeric] [Range= 0-1] [Missing=*]		
<b>Statistics [NW/ W]</b>	[Valid=14016 /-] [Invalid=6 /-]		
<b>Value</b>	<b>Label</b>	<b>Cases</b>	<b>Percentage</b>
0	No	11877	84.7%
1	Yes	2139	15.3%
Sysmiss		6	
<i>Warning: these figures indicate the number of cases found in the data file. They cannot be interpreted as summary statistics of the population of interest.</i>			
<b># v5m1: Damage public properties Received punishment</b>			
<b>Information</b>	[Type= discrete] [Format=numeric] [Range= 0-2] [Missing=*]		
<b>Statistics [NW/ W]</b>	[Valid=14016 /-] [Invalid=6 /-]		
<b>Value</b>	<b>Label</b>	<b>Cases</b>	<b>Percentage</b>
0	Not necessary to answer	65	0.5%
1	Yes	393	2.8%
2	No	13558	96.7%
Sysmiss		6	
<i>Warning: these figures indicate the number of cases found in the data file. They cannot be interpreted as summary statistics of the population of interest.</i>			
<b># v5m2: Damage public properties Differed in opinion with others</b>			
<b>Information</b>	[Type= discrete] [Format=numeric] [Range= 0-2] [Missing=*]		
<b>Statistics [NW/ W]</b>	[Valid=14016 /-] [Invalid=6 /-]		
<b>Value</b>	<b>Label</b>	<b>Cases</b>	<b>Percentage</b>
0	Not necessary to answer	65	0.5%
1	Yes	166	1.2%
2	No	13785	98.4%
Sysmiss		6	
<i>Warning: these figures indicate the number of cases found in the data file. They cannot be interpreted as summary statistics of the population of interest.</i>			
<b># v5m3: Damage public properties Tattled on others</b>			
<b>Information</b>	[Type= discrete] [Format=numeric] [Range= 0-2] [Missing=*]		
<b>Statistics [NW/ W]</b>	[Valid=14016 /-] [Invalid=6 /-]		
<b>Value</b>	<b>Label</b>	<b>Cases</b>	<b>Percentage</b>
0	Not necessary to answer	65	0.5%
1	Yes	94	0.7%
2	No	13857	98.9%
Sysmiss		6	
<i>Warning: these figures indicate the number of cases found in the data file. They cannot be interpreted as summary statistics of the population of interest.</i>			
<b># v5m4: Damage public properties Think using violence is fun</b>			
<b>Information</b>	[Type= discrete] [Format=numeric] [Range= 0-2] [Missing=*]		
<b>Statistics [NW/ W]</b>	[Valid=14016 /-] [Invalid=6 /-]		
<b>Value</b>	<b>Label</b>	<b>Cases</b>	<b>Percentage</b>
0	Not necessary to answer	65	0.5%
1	Yes	1021	7.3%
2	No	12930	92.3%
Sysmiss		6	
<i>Warning: these figures indicate the number of cases found in the data file. They cannot be interpreted as summary statistics of the population of interest.</i>			

<b># v5m5: Damage public properties Been unable to borrow money</b>			
<b>Information</b>	[Type= discrete] [Format=numeric] [Range= 0-2] [Missing=*]		
<b>Statistics [NW/ W]</b>	[Valid=14016 /-] [Invalid=6 /-]		
<b>Value</b>	<b>Label</b>	<b>Cases</b>	<b>Percentage</b>
0	Not necessary to answer	65	0.5%
1	Yes	39	0.3%
2	No	13912	99.3%
Sysmiss		6	
<i>Warning: these figures indicate the number of cases found in the data file. They cannot be interpreted as summary statistics of the population of interest.</i>			
<b># v5m6: Damage public properties Been easily provoked</b>			
<b>Information</b>	[Type= discrete] [Format=numeric] [Range= 0-2] [Missing=*]		
<b>Statistics [NW/ W]</b>	[Valid=14016 /-] [Invalid=6 /-]		
<b>Value</b>	<b>Label</b>	<b>Cases</b>	<b>Percentage</b>
0	Not necessary to answer	65	0.5%
1	Yes	256	1.8%
2	No	13695	97.7%
Sysmiss		6	
<i>Warning: these figures indicate the number of cases found in the data file. They cannot be interpreted as summary statistics of the population of interest.</i>			
<b># v5m7: Damage public properties Got beaten up or held a grudge</b>			
<b>Information</b>	[Type= discrete] [Format=numeric] [Range= 0-2] [Missing=*]		
<b>Statistics [NW/ W]</b>	[Valid=14016 /-] [Invalid=6 /-]		
<b>Value</b>	<b>Label</b>	<b>Cases</b>	<b>Percentage</b>
0	Not necessary to answer	65	0.5%
1	Yes	84	0.6%
2	No	13867	98.9%
Sysmiss		6	
<i>Warning: these figures indicate the number of cases found in the data file. They cannot be interpreted as summary statistics of the population of interest.</i>			
<b># v5m8: Damage public properties Been easy to bully</b>			
<b>Information</b>	[Type= discrete] [Format=numeric] [Range= 0-2] [Missing=*]		
<b>Statistics [NW/ W]</b>	[Valid=14016 /-] [Invalid=6 /-]		
<b>Value</b>	<b>Label</b>	<b>Cases</b>	<b>Percentage</b>
0	Not necessary to answer	65	0.5%
1	Yes	65	0.5%
2	No	13886	99.1%
Sysmiss		6	
<i>Warning: these figures indicate the number of cases found in the data file. They cannot be interpreted as summary statistics of the population of interest.</i>			
<b># v5m9: Damage public properties Dating problems</b>			
<b>Information</b>	[Type= discrete] [Format=numeric] [Range= 0-2] [Missing=*]		
<b>Statistics [NW/ W]</b>	[Valid=14016 /-] [Invalid=6 /-]		
<b>Value</b>	<b>Label</b>	<b>Cases</b>	<b>Percentage</b>
0	Not necessary to answer	65	0.5%
1	Yes	83	0.6%
2	No	13868	98.9%
Sysmiss		6	

**# v5m9: Damage public properties Dating problems***Warning: these figures indicate the number of cases found in the data file. They cannot be interpreted as summary statistics of the population of interest.***# v5m10: Damage public properties Disliked someone for no reason****Information** [Type= discrete] [Format=numeric] [Range= 0-2] [Missing=\*]**Statistics [NW/ W]** [Valid=14016 /-] [Invalid=6 /-]

Value	Label	Cases	Percentage
0	Not necessary to answer	65	0.5%
1	Yes	185	1.3%
2	No	13766	98.2%
Sysmiss		6	

*Warning: these figures indicate the number of cases found in the data file. They cannot be interpreted as summary statistics of the population of interest.***# v5m11: Damage public properties Felt that a problem or conflict was another person's fault.****Information** [Type= discrete] [Format=numeric] [Range= 0-3] [Missing=\*]**Statistics [NW/ W]** [Valid=14016 /-] [Invalid=6 /-]

Value	Label	Cases	Percentage
0	Not necessary to answer	66	0.5%
1	Yes	75	0.5%
2	No	13874	99.0%
3		1	0.0%
Sysmiss		6	

*Warning: these figures indicate the number of cases found in the data file. They cannot be interpreted as summary statistics of the population of interest.*



<b># v5m12: Damage public properties Others</b>			
<b>Information</b>	[Type= discrete] [Format=numeric] [Range= 0-3] [Missing=*]		
<b>Statistics [NW/ W]</b>	[Valid=14016 /-] [Invalid=6 /-]		
<b>Value</b>	<b>Label</b>	<b>Cases</b>	<b>Percentage</b>
0	Not necessary to answer	66	0.5%
1	Yes	605	4.3%
2	No	13343	95.2%
3		2	0.0%
Sysmiss		6	
<i>Warning: these figures indicate the number of cases found in the data file. They cannot be interpreted as summary statistics of the population of interest.</i>			
<b># v6: Intimidate or threaten others verbally</b>			
<b>Information</b>	[Type= discrete] [Format=numeric] [Range= 0-1] [Missing=*]		
<b>Statistics [NW/ W]</b>	[Valid=14016 /-] [Invalid=6 /-]		
<b>Value</b>	<b>Label</b>	<b>Cases</b>	<b>Percentage</b>
0	No	12235	87.3%
1	Yes	1781	12.7%
Sysmiss		6	
<i>Warning: these figures indicate the number of cases found in the data file. They cannot be interpreted as summary statistics of the population of interest.</i>			
<b># v6m1: Intimidate or threaten others verbally Received punishment</b>			
<b>Information</b>	[Type= discrete] [Format=numeric] [Range= 0-3] [Missing=*]		
<b>Statistics [NW/ W]</b>	[Valid=14016 /-] [Invalid=6 /-]		
<b>Value</b>	<b>Label</b>	<b>Cases</b>	<b>Percentage</b>
0	Not necessary to answer	60	0.4%
1	Yes	154	1.1%
2	No	13800	98.5%
3		2	0.0%
Sysmiss		6	
<i>Warning: these figures indicate the number of cases found in the data file. They cannot be interpreted as summary statistics of the population of interest.</i>			
<b># v6m2: Intimidate or threaten others verbally Differed in opinion with others</b>			
<b>Information</b>	[Type= discrete] [Format=numeric] [Range= 0-2] [Missing=*]		
<b>Statistics [NW/ W]</b>	[Valid=14016 /-] [Invalid=6 /-]		
<b>Value</b>	<b>Label</b>	<b>Cases</b>	<b>Percentage</b>
0	Not necessary to answer	60	0.4%
1	Yes	469	3.3%
2	No	13487	96.2%
Sysmiss		6	
<i>Warning: these figures indicate the number of cases found in the data file. They cannot be interpreted as summary statistics of the population of interest.</i>			
<b># v6m3: Intimidate or threaten others verbally Tattled on others</b>			
<b>Information</b>	[Type= discrete] [Format=numeric] [Range= 0-2] [Missing=*]		
<b>Statistics [NW/ W]</b>	[Valid=14016 /-] [Invalid=6 /-]		
<b>Value</b>	<b>Label</b>	<b>Cases</b>	<b>Percentage</b>
0	Not necessary to answer	60	0.4%
1	Yes	264	1.9%
2	No	13692	97.7%

<b># v6m3: Intimidate or threaten others verbally Tattled on others</b>			
<b>Value</b>	<b>Label</b>	<b>Cases</b>	<b>Percentage</b>
Sysmiss		6	
<i>Warning: these figures indicate the number of cases found in the data file. They cannot be interpreted as summary statistics of the population of interest.</i>			
<b># v6m4: Intimidate or threaten others verbally Think using violence is fun</b>			
<b>Information</b>	[Type= discrete] [Format=numeric] [Range= 0-2] [Missing=*]		
<b>Statistics [NW/ W]</b>	[Valid=14016 /-] [Invalid=6 /-]		
<b>Value</b>	<b>Label</b>	<b>Cases</b>	<b>Percentage</b>
0	Not necessary to answer	60	0.4%
1	Yes	289	2.1%
2	No	13667	97.5%
Sysmiss		6	
<i>Warning: these figures indicate the number of cases found in the data file. They cannot be interpreted as summary statistics of the population of interest.</i>			
<b># v6m5: Intimidate or threaten others verbally Been unable to borrow money</b>			
<b>Information</b>	[Type= discrete] [Format=numeric] [Range= 0-2] [Missing=*]		
<b>Statistics [NW/ W]</b>	[Valid=14016 /-] [Invalid=6 /-]		
<b>Value</b>	<b>Label</b>	<b>Cases</b>	<b>Percentage</b>
0	Not necessary to answer	60	0.4%
1	Yes	60	0.4%
2	No	13896	99.1%
Sysmiss		6	
<i>Warning: these figures indicate the number of cases found in the data file. They cannot be interpreted as summary statistics of the population of interest.</i>			
<b># v6m6: Intimidate or threaten others verbally Been easily provoked</b>			
<b>Information</b>	[Type= discrete] [Format=numeric] [Range= 0-2] [Missing=*]		
<b>Statistics [NW/ W]</b>	[Valid=14016 /-] [Invalid=6 /-]		
<b>Value</b>	<b>Label</b>	<b>Cases</b>	<b>Percentage</b>
0	Not necessary to answer	60	0.4%
1	Yes	684	4.9%
2	No	13272	94.7%
Sysmiss		6	
<i>Warning: these figures indicate the number of cases found in the data file. They cannot be interpreted as summary statistics of the population of interest.</i>			
<b># v6m7: Intimidate or threaten others verbally Got beaten up or held a grudge</b>			
<b>Information</b>	[Type= discrete] [Format=numeric] [Range= 0-2] [Missing=*]		
<b>Statistics [NW/ W]</b>	[Valid=14016 /-] [Invalid=6 /-]		
<b>Value</b>	<b>Label</b>	<b>Cases</b>	<b>Percentage</b>
0	Not necessary to answer	60	0.4%
1	Yes	228	1.6%
2	No	13728	97.9%
Sysmiss		6	
<i>Warning: these figures indicate the number of cases found in the data file. They cannot be interpreted as summary statistics of the population of interest.</i>			
<b># v6m8: Intimidate or threaten others verbally Been easy to bully</b>			
<b>Information</b>	[Type= discrete] [Format=numeric] [Range= 0-2] [Missing=*]		
<b>Statistics [NW/ W]</b>	[Valid=14016 /-] [Invalid=6 /-]		

**# v6m8: Intimidate or threaten others verbally Been easy to bully**

Value	Label	Cases	Percentage
0	Not necessary to answer	60	0.4%
1	Yes	189	1.3%
2	No	13767	98.2%
Sysmiss		6	

Warning: these figures indicate the number of cases found in the data file. They cannot be interpreted as summary statistics of the population of interest.

**# v6m9: Intimidate or threaten others verbally Dating problems**

<b>Information</b>	[Type= discrete] [Format=numeric] [Range= 0-2] [Missing=*]
<b>Statistics [NW/ W]</b>	[Valid=14016 /-] [Invalid=6 /-]

Value	Label	Cases	Percentage
0	Not necessary to answer	60	0.4%
1	Yes	103	0.7%
2	No	13853	98.8%
Sysmiss		6	

Warning: these figures indicate the number of cases found in the data file. They cannot be interpreted as summary statistics of the population of interest.

**# v6m10: Intimidate or threaten others verbally Disliked someone for no reason**

<b>Information</b>	[Type= discrete] [Format=numeric] [Range= 0-2] [Missing=*]
<b>Statistics [NW/ W]</b>	[Valid=14016 /-] [Invalid=6 /-]

Value	Label	Cases	Percentage
0	Not necessary to answer	60	0.4%
1	Yes	574	4.1%
2	No	13382	95.5%
Sysmiss		6	

Warning: these figures indicate the number of cases found in the data file. They cannot be interpreted as summary statistics of the population of interest.

**# v6m11: Intimidate or threaten others verbally Felt that a problem or conflict was another person's fault.**

<b>Information</b>	[Type= discrete] [Format=numeric] [Range= 0-2] [Missing=*]
<b>Statistics [NW/ W]</b>	[Valid=14016 /-] [Invalid=6 /-]

Value	Label	Cases	Percentage
0	Not necessary to answer	61	0.4%
1	Yes	200	1.4%
2	No	13755	98.1%
Sysmiss		6	

Warning: these figures indicate the number of cases found in the data file. They cannot be interpreted as summary statistics of the population of interest.

**# v6m12: Intimidate or threaten others verbally Others**

<b>Information</b>	[Type= discrete] [Format=numeric] [Range= 0-2] [Missing=*]
<b>Statistics [NW/ W]</b>	[Valid=14016 /-] [Invalid=6 /-]

Value	Label	Cases	Percentage
0	Not necessary to answer	62	0.4%
1	Yes	226	1.6%
2	No	13728	97.9%
Sysmiss		6	

Warning: these figures indicate the number of cases found in the data file. They cannot be interpreted as summary statistics of the population of interest.

<b># v7: Insult classmates</b>			
<b>Information</b>	[Type= discrete] [Format=numeric] [Range= 0-1] [Missing=*]		
<b>Statistics [NW/ W]</b>	[Valid=14016 /-] [Invalid=6 /-]		
<b>Value</b>	<b>Label</b>	<b>Cases</b>	<b>Percentage</b>
0	No	7876	56.2%
1	Yes	6140	43.8%
Sysmiss		6	
<i>Warning: these figures indicate the number of cases found in the data file. They cannot be interpreted as summary statistics of the population of interest.</i>			
<b># v7m1: Insult classmates Received punishment</b>			
<b>Information</b>	[Type= discrete] [Format=numeric] [Range= 0-2] [Missing=*]		
<b>Statistics [NW/ W]</b>	[Valid=14016 /-] [Invalid=6 /-]		
<b>Value</b>	<b>Label</b>	<b>Cases</b>	<b>Percentage</b>
0	Not necessary to answer	63	0.4%
1	Yes	432	3.1%
2	No	13521	96.5%
Sysmiss		6	
<i>Warning: these figures indicate the number of cases found in the data file. They cannot be interpreted as summary statistics of the population of interest.</i>			
<b># v7m2: Insult classmates Differed in opinion with others</b>			
<b>Information</b>	[Type= discrete] [Format=numeric] [Range= 0-2] [Missing=*]		
<b>Statistics [NW/ W]</b>	[Valid=14016 /-] [Invalid=6 /-]		
<b>Value</b>	<b>Label</b>	<b>Cases</b>	<b>Percentage</b>
0	Not necessary to answer	63	0.4%
1	Yes	2470	17.6%
2	No	11483	81.9%
Sysmiss		6	
<i>Warning: these figures indicate the number of cases found in the data file. They cannot be interpreted as summary statistics of the population of interest.</i>			
<b># v7m3: Insult classmates Tattled on others</b>			
<b>Information</b>	[Type= discrete] [Format=numeric] [Range= 0-2] [Missing=*]		
<b>Statistics [NW/ W]</b>	[Valid=14016 /-] [Invalid=6 /-]		
<b>Value</b>	<b>Label</b>	<b>Cases</b>	<b>Percentage</b>
0	Not necessary to answer	63	0.4%
1	Yes	613	4.4%
2	No	13340	95.2%
Sysmiss		6	
<i>Warning: these figures indicate the number of cases found in the data file. They cannot be interpreted as summary statistics of the population of interest.</i>			
<b># v7m4: Insult classmates Think using violence is fun</b>			
<b>Information</b>	[Type= discrete] [Format=numeric] [Range= 0-4] [Missing=*]		
<b>Statistics [NW/ W]</b>	[Valid=14016 /-] [Invalid=6 /-]		
<b>Value</b>	<b>Label</b>	<b>Cases</b>	<b>Percentage</b>
0	Not necessary to answer	63	0.4%
1	Yes	951	6.8%
2	No	12999	92.7%
4		3	0.0%
Sysmiss		6	

<b># v7m4: Insult classmates Think using violence is fun</b>			
<i>Warning: these figures indicate the number of cases found in the data file. They cannot be interpreted as summary statistics of the population of interest.</i>			
<b># v7m5: Insult classmates Been unable to borrow money</b>			
<b>Information</b>		[Type= discrete] [Format=numeric] [Range= 0-2] [Missing=*]	
<b>Statistics [NW/ W]</b>		[Valid=14016 /-] [Invalid=6 /-]	
<b>Value</b>	<b>Label</b>	<b>Cases</b>	<b>Percentage</b>
0	Not necessary to answer	63	0.4%
1	Yes	87	0.6%
2	No	13866	98.9%
Sysmiss		6	
<i>Warning: these figures indicate the number of cases found in the data file. They cannot be interpreted as summary statistics of the population of interest.</i>			
<b># v7m6: Insult classmates Been easily provoked</b>			
<b>Information</b>		[Type= discrete] [Format=numeric] [Range= 0-2] [Missing=*]	
<b>Statistics [NW/ W]</b>		[Valid=14016 /-] [Invalid=6 /-]	
<b>Value</b>	<b>Label</b>	<b>Cases</b>	<b>Percentage</b>
0	Not necessary to answer	63	0.4%
1	Yes	2098	15.0%
2	No	11855	84.6%
Sysmiss		6	
<i>Warning: these figures indicate the number of cases found in the data file. They cannot be interpreted as summary statistics of the population of interest.</i>			
<b># v7m7: Insult classmates Got beaten up or held a grudge</b>			
<b>Information</b>		[Type= discrete] [Format=numeric] [Range= 0-2] [Missing=*]	
<b>Statistics [NW/ W]</b>		[Valid=14015 /-] [Invalid=7 /-]	
<b>Value</b>	<b>Label</b>	<b>Cases</b>	<b>Percentage</b>
0	Not necessary to answer	63	0.4%
1	Yes	580	4.1%
2	No	13372	95.4%
Sysmiss		7	
<i>Warning: these figures indicate the number of cases found in the data file. They cannot be interpreted as summary statistics of the population of interest.</i>			
<b># v7m8: Insult classmates Been easy to bully</b>			
<b>Information</b>		[Type= discrete] [Format=numeric] [Range= 0-2] [Missing=*]	
<b>Statistics [NW/ W]</b>		[Valid=14015 /-] [Invalid=7 /-]	
<b>Value</b>	<b>Label</b>	<b>Cases</b>	<b>Percentage</b>
0	Not necessary to answer	63	0.4%
1	Yes	353	2.5%
2	No	13599	97.0%
Sysmiss		7	
<i>Warning: these figures indicate the number of cases found in the data file. They cannot be interpreted as summary statistics of the population of interest.</i>			
<b># v7m9: Insult classmates Dating problems</b>			
<b>Information</b>		[Type= discrete] [Format=numeric] [Range= 0-2] [Missing=*]	
<b>Statistics [NW/ W]</b>		[Valid=14015 /-] [Invalid=7 /-]	
<b>Value</b>	<b>Label</b>	<b>Cases</b>	<b>Percentage</b>
0	Not necessary to answer	63	0.4%
1	Yes	175	1.2%

**# v7m9: Insult classmates Dating problems**

Value	Label	Cases	Percentage
2	No	13777	98.3%
Sysmiss		7	

Warning: these figures indicate the number of cases found in the data file. They cannot be interpreted as summary statistics of the population of interest.

**# v7m10: Insult classmates Disliked someone for no reason**

<b>Information</b>	[Type= discrete] [Format=numeric] [Range= 0-2] [Missing=*]
<b>Statistics [NW/ W]</b>	[Valid=14015 /-] [Invalid=7 /-]

Value	Label	Cases	Percentage
0	Not necessary to answer	63	0.4%
1	Yes	1402	10.0%
2	No	12550	89.5%
Sysmiss		7	

Warning: these figures indicate the number of cases found in the data file. They cannot be interpreted as summary statistics of the population of interest.

**# v7m11: Insult classmates Felt that a problem or conflict was another person's fault.**

<b>Information</b>	[Type= discrete] [Format=numeric] [Range= 0-2] [Missing=*]
<b>Statistics [NW/ W]</b>	[Valid=14015 /-] [Invalid=7 /-]

Value	Label	Cases	Percentage
0	Not necessary to answer	63	0.4%
1	Yes	536	3.8%
2	No	13416	95.7%
Sysmiss		7	

Warning: these figures indicate the number of cases found in the data file. They cannot be interpreted as summary statistics of the population of interest.

**# v7m12: Insult classmates Others**

<b>Information</b>	[Type= discrete] [Format=numeric] [Range= 0-2] [Missing=*]
<b>Statistics [NW/ W]</b>	[Valid=14015 /-] [Invalid=7 /-]

Value	Label	Cases	Percentage
0	Not necessary to answer	63	0.4%
1	Yes	681	4.9%
2	No	13271	94.7%
Sysmiss		7	

Warning: these figures indicate the number of cases found in the data file. They cannot be interpreted as summary statistics of the population of interest.

**# v8: Extort or blackmail using various methods**

<b>Information</b>	[Type= discrete] [Format=numeric] [Range= 0-1] [Missing=*]
<b>Statistics [NW/ W]</b>	[Valid=14015 /-] [Invalid=7 /-]

Value	Label	Cases	Percentage
0	No	13726	97.9%
1	Yes	289	2.1%
Sysmiss		7	

Warning: these figures indicate the number of cases found in the data file. They cannot be interpreted as summary statistics of the population of interest.

**# v8m1: Extort or blackmail using various methods Received punishment**

<b>Information</b>	[Type= discrete] [Format=numeric] [Range= 0-2] [Missing=*]
<b>Statistics [NW/ W]</b>	[Valid=14015 /-] [Invalid=7 /-]

<b># v8m1: Extort or blackmail using various methods Received punishment</b>			
<b>Value</b>	<b>Label</b>	<b>Cases</b>	<b>Percentage</b>
0	Not necessary to answer	67	0.5%
1	Yes	74	0.5%
2	No	13874	99.0%
Sysmiss		7	
<i>Warning: these figures indicate the number of cases found in the data file. They cannot be interpreted as summary statistics of the population of interest.</i>			
<b># v8m2: Extort or blackmail using various methods Differed in opinion with others</b>			
<b>Information</b>	[Type= discrete] [Format=numeric] [Range= 0-2] [Missing=*]		
<b>Statistics [NW/ W]</b>	[Valid=14015 /-] [Invalid=7 /-]		
<b>Value</b>	<b>Label</b>	<b>Cases</b>	<b>Percentage</b>
0	Not necessary to answer	67	0.5%
1	Yes	88	0.6%
2	No	13860	98.9%
Sysmiss		7	
<i>Warning: these figures indicate the number of cases found in the data file. They cannot be interpreted as summary statistics of the population of interest.</i>			
<b># v8m3: Extort or blackmail using various methods Tattled on others</b>			
<b>Information</b>	[Type= discrete] [Format=numeric] [Range= 0-2] [Missing=*]		
<b>Statistics [NW/ W]</b>	[Valid=14015 /-] [Invalid=7 /-]		
<b>Value</b>	<b>Label</b>	<b>Cases</b>	<b>Percentage</b>
0	Not necessary to answer	67	0.5%
1	Yes	39	0.3%
2	No	13909	99.2%
Sysmiss		7	
<i>Warning: these figures indicate the number of cases found in the data file. They cannot be interpreted as summary statistics of the population of interest.</i>			
<b># v8m4: Extort or blackmail using various methods Think using violence is fun</b>			
<b>Information</b>	[Type= discrete] [Format=numeric] [Range= 0-2] [Missing=*]		
<b>Statistics [NW/ W]</b>	[Valid=14015 /-] [Invalid=7 /-]		
<b>Value</b>	<b>Label</b>	<b>Cases</b>	<b>Percentage</b>
0	Not necessary to answer	67	0.5%
1	Yes	63	0.4%
2	No	13885	99.1%
Sysmiss		7	
<i>Warning: these figures indicate the number of cases found in the data file. They cannot be interpreted as summary statistics of the population of interest.</i>			
<b># v8m5: Extort or blackmail using various methods Been unable to borrow money</b>			
<b>Information</b>	[Type= discrete] [Format=numeric] [Range= 0-2] [Missing=*]		
<b>Statistics [NW/ W]</b>	[Valid=14015 /-] [Invalid=7 /-]		
<b>Value</b>	<b>Label</b>	<b>Cases</b>	<b>Percentage</b>
0	Not necessary to answer	67	0.5%
1	Yes	54	0.4%
2	No	13894	99.1%
Sysmiss		7	
<i>Warning: these figures indicate the number of cases found in the data file. They cannot be interpreted as summary statistics of the population of interest.</i>			

<b># v8m6: Extort or blackmail using various methods Been easily provoked</b>			
<b>Information</b>	[Type= discrete] [Format=numeric] [Range= 0-2] [Missing=*]		
<b>Statistics [NW/ W]</b>	[Valid=14015 /-] [Invalid=7 /-]		
<b>Value</b>	<b>Label</b>	<b>Cases</b>	<b>Percentage</b>
0	Not necessary to answer	67	0.5%
1	Yes	62	0.4%
2	No	13886	99.1%
Sysmiss		7	
<i>Warning: these figures indicate the number of cases found in the data file. They cannot be interpreted as summary statistics of the population of interest.</i>			
<b># v8m7: Extort or blackmail using various methods Got beaten up or held a grudge</b>			
<b>Information</b>	[Type= discrete] [Format=numeric] [Range= 0-2] [Missing=*]		
<b>Statistics [NW/ W]</b>	[Valid=14015 /-] [Invalid=7 /-]		
<b>Value</b>	<b>Label</b>	<b>Cases</b>	<b>Percentage</b>
0	Not necessary to answer	67	0.5%
1	Yes	56	0.4%
2	No	13892	99.1%
Sysmiss		7	
<i>Warning: these figures indicate the number of cases found in the data file. They cannot be interpreted as summary statistics of the population of interest.</i>			
<b># v8m8: Extort or blackmail using various methods Been easy to bully</b>			
<b>Information</b>	[Type= discrete] [Format=numeric] [Range= 0-2] [Missing=*]		
<b>Statistics [NW/ W]</b>	[Valid=14015 /-] [Invalid=7 /-]		
<b>Value</b>	<b>Label</b>	<b>Cases</b>	<b>Percentage</b>
0	Not necessary to answer	67	0.5%
1	Yes	71	0.5%
2	No	13877	99.0%
Sysmiss		7	
<i>Warning: these figures indicate the number of cases found in the data file. They cannot be interpreted as summary statistics of the population of interest.</i>			
<b># v8m9: Extort or blackmail using various methods Dating problems</b>			
<b>Information</b>	[Type= discrete] [Format=numeric] [Range= 0-2] [Missing=*]		
<b>Statistics [NW/ W]</b>	[Valid=14015 /-] [Invalid=7 /-]		
<b>Value</b>	<b>Label</b>	<b>Cases</b>	<b>Percentage</b>
0	Not necessary to answer	67	0.5%
1	Yes	35	0.2%
2	No	13913	99.3%
Sysmiss		7	
<i>Warning: these figures indicate the number of cases found in the data file. They cannot be interpreted as summary statistics of the population of interest.</i>			
<b># v8m10: Extort or blackmail using various methods Disliked someone for no reason</b>			
<b>Information</b>	[Type= discrete] [Format=numeric] [Range= 0-2] [Missing=*]		
<b>Statistics [NW/ W]</b>	[Valid=14015 /-] [Invalid=7 /-]		
<b>Value</b>	<b>Label</b>	<b>Cases</b>	<b>Percentage</b>
0	Not necessary to answer	67	0.5%
1	Yes	72	0.5%
2	No	13876	99.0%
Sysmiss		7	



<b># v8m10: Extort or blackmail using various methods Disliked someone for no reason</b>			
<i>Warning: these figures indicate the number of cases found in the data file. They cannot be interpreted as summary statistics of the population of interest.</i>			
<b># v8m11: Extort or blackmail using various methods Felt that a problem or conflict was another person's fault.</b>			
<b>Information</b>		[Type= discrete] [Format=numeric] [Range= 0-2] [Missing=*]	
<b>Statistics [NW/ W]</b>		[Valid=14015 /-] [Invalid=7 /-]	
<b>Value</b>	<b>Label</b>	<b>Cases</b>	<b>Percentage</b>
0	Not necessary to answer	67	0.5%
1	Yes	51	0.4%
2	No	13897	99.2%
Sysmiss		7	
<i>Warning: these figures indicate the number of cases found in the data file. They cannot be interpreted as summary statistics of the population of interest.</i>			
<b># v8m12: Extort or blackmail using various methods Others</b>			
<b>Information</b>		[Type= discrete] [Format=numeric] [Range= 0-2] [Missing=*]	
<b>Statistics [NW/ W]</b>		[Valid=14015 /-] [Invalid=7 /-]	
<b>Value</b>	<b>Label</b>	<b>Cases</b>	<b>Percentage</b>
0	Not necessary to answer	68	0.5%
1	Yes	108	0.8%
2	No	13839	98.7%
Sysmiss		7	
<i>Warning: these figures indicate the number of cases found in the data file. They cannot be interpreted as summary statistics of the population of interest.</i>			
<b># v9: Pranking classmates intentionally</b>			
<b>Information</b>		[Type= discrete] [Format=numeric] [Range= 0-1] [Missing=*]	
<b>Statistics [NW/ W]</b>		[Valid=14015 /-] [Invalid=7 /-]	
<b>Value</b>	<b>Label</b>	<b>Cases</b>	<b>Percentage</b>
0	No	9486	67.7%
1	Yes	4529	32.3%
Sysmiss		7	
<i>Warning: these figures indicate the number of cases found in the data file. They cannot be interpreted as summary statistics of the population of interest.</i>			
<b># v9m1: Pranking classmates intentionally Received punishment</b>			
<b>Information</b>		[Type= discrete] [Format=numeric] [Range= 0-2] [Missing=*]	
<b>Statistics [NW/ W]</b>		[Valid=14015 /-] [Invalid=7 /-]	
<b>Value</b>	<b>Label</b>	<b>Cases</b>	<b>Percentage</b>
0	Not necessary to answer	58	0.4%
1	Yes	160	1.1%
2	No	13797	98.4%
Sysmiss		7	
<i>Warning: these figures indicate the number of cases found in the data file. They cannot be interpreted as summary statistics of the population of interest.</i>			
<b># v9m2: Pranking classmates intentionally Differed in opinion with others</b>			
<b>Information</b>		[Type= discrete] [Format=numeric] [Range= 0-2] [Missing=*]	
<b>Statistics [NW/ W]</b>		[Valid=14015 /-] [Invalid=7 /-]	
<b>Value</b>	<b>Label</b>	<b>Cases</b>	<b>Percentage</b>
0	Not necessary to answer	58	0.4%
1	Yes	376	2.7%
2	No	13581	96.9%

<b># v9m2: Pranking classmates intentionally Differed in opinion with others</b>			
Value	Label	Cases	Percentage
0	Not necessary to answer	58	0.4%
1	Yes	208	1.5%
2	No	13749	98.1%
3		1	0.0%
4		7	
<i>Warning: these figures indicate the number of cases found in the data file. They cannot be interpreted as summary statistics of the population of interest.</i>			
<b># v9m3: Pranking classmates intentionally Tattled on others</b>			
<b>Information</b>		[Type= discrete] [Format=numeric] [Range= 0-2] [Missing=*]	
<b>Statistics [NW/ W]</b>		[Valid=14015 /-] [Invalid=7 /-]	
Value	Label	Cases	Percentage
0	Not necessary to answer	58	0.4%
1	Yes	208	1.5%
2	No	13749	98.1%
3		1	0.0%
4		7	
<i>Warning: these figures indicate the number of cases found in the data file. They cannot be interpreted as summary statistics of the population of interest.</i>			
<b># v9m4: Pranking classmates intentionally Think using violence is fun</b>			
<b>Information</b>		[Type= discrete] [Format=numeric] [Range= 0-3] [Missing=*]	
<b>Statistics [NW/ W]</b>		[Valid=14015 /-] [Invalid=7 /-]	
Value	Label	Cases	Percentage
0	Not necessary to answer	58	0.4%
1	Yes	3391	24.2%
2	No	10565	75.4%
3		1	0.0%
4		7	
<i>Warning: these figures indicate the number of cases found in the data file. They cannot be interpreted as summary statistics of the population of interest.</i>			
<b># v9m5: Pranking classmates intentionally Been unable to borrow money</b>			
<b>Information</b>		[Type= discrete] [Format=numeric] [Range= 0-2] [Missing=*]	
<b>Statistics [NW/ W]</b>		[Valid=14015 /-] [Invalid=7 /-]	
Value	Label	Cases	Percentage
0	Not necessary to answer	58	0.4%
1	Yes	67	0.5%
2	No	13890	99.1%
3		1	0.0%
4		7	
<i>Warning: these figures indicate the number of cases found in the data file. They cannot be interpreted as summary statistics of the population of interest.</i>			
<b># v9m6: Pranking classmates intentionally Been easily provoked</b>			
<b>Information</b>		[Type= discrete] [Format=numeric] [Range= 0-2] [Missing=*]	
<b>Statistics [NW/ W]</b>		[Valid=14015 /-] [Invalid=7 /-]	
Value	Label	Cases	Percentage
0	Not necessary to answer	58	0.4%
1	Yes	339	2.4%
2	No	13618	97.2%
3		1	0.0%
4		7	
<i>Warning: these figures indicate the number of cases found in the data file. They cannot be interpreted as summary statistics of the population of interest.</i>			
<b># v9m7: Pranking classmates intentionally Got beaten up or held a grudge</b>			
<b>Information</b>		[Type= discrete] [Format=numeric] [Range= 0-2] [Missing=*]	
<b>Statistics [NW/ W]</b>		[Valid=14015 /-] [Invalid=7 /-]	

<b># v9m7: Pranking classmates intentionally Got beaten up or held a grudge</b>			
<b>Value</b>	<b>Label</b>	<b>Cases</b>	<b>Percentage</b>
0	Not necessary to answer	58	0.4%
1	Yes	221	1.6%
2	No	13736	98.0%
Sysmiss		7	
<i>Warning: these figures indicate the number of cases found in the data file. They cannot be interpreted as summary statistics of the population of interest.</i>			
<b># v9m8: Pranking classmates intentionally Been easy to bully</b>			
<b>Information</b>	[Type= discrete] [Format=numeric] [Range= 0-2] [Missing=*]		
<b>Statistics [NW/ W]</b>	[Valid=14015 /-] [Invalid=7 /-]		
<b>Value</b>	<b>Label</b>	<b>Cases</b>	<b>Percentage</b>
0	Not necessary to answer	58	0.4%
1	Yes	401	2.9%
2	No	13556	96.7%
Sysmiss		7	
<i>Warning: these figures indicate the number of cases found in the data file. They cannot be interpreted as summary statistics of the population of interest.</i>			
<b># v9m9: Pranking classmates intentionally Dating problems</b>			
<b>Information</b>	[Type= discrete] [Format=numeric] [Range= 0-2] [Missing=*]		
<b>Statistics [NW/ W]</b>	[Valid=14015 /-] [Invalid=7 /-]		
<b>Value</b>	<b>Label</b>	<b>Cases</b>	<b>Percentage</b>
0	Not necessary to answer	58	0.4%
1	Yes	61	0.4%
2	No	13896	99.2%
Sysmiss		7	
<i>Warning: these figures indicate the number of cases found in the data file. They cannot be interpreted as summary statistics of the population of interest.</i>			

<b># v9m10: Pranking classmates intentionally Disliked someone for no reason</b>			
<b>Information</b>	[Type= discrete] [Format=numeric] [Range= 0-2] [Missing=*]		
<b>Statistics [NW/ W]</b>	[Valid=14015 /-] [Invalid=7 /-]		
<b>Value</b>	<b>Label</b>	<b>Cases</b>	<b>Percentage</b>
0	Not necessary to answer	58	0.4%
1	Yes	453	3.2%
2	No	13504	96.4%
Sysmiss		7	
<i>Warning: these figures indicate the number of cases found in the data file. They cannot be interpreted as summary statistics of the population of interest.</i>			
<b># v9m11: Pranking classmates intentionally Felt that a problem or conflict was another person's fault.</b>			
<b>Information</b>	[Type= discrete] [Format=numeric] [Range= 0-2] [Missing=*]		
<b>Statistics [NW/ W]</b>	[Valid=14015 /-] [Invalid=7 /-]		
<b>Value</b>	<b>Label</b>	<b>Cases</b>	<b>Percentage</b>
0	Not necessary to answer	58	0.4%
1	Yes	133	0.9%
2	No	13824	98.6%
Sysmiss		7	
<i>Warning: these figures indicate the number of cases found in the data file. They cannot be interpreted as summary statistics of the population of interest.</i>			
<b># v9m12: Pranking classmates intentionally Others</b>			
<b>Information</b>	[Type= discrete] [Format=numeric] [Range= 0-2] [Missing=*]		
<b>Statistics [NW/ W]</b>	[Valid=14015 /-] [Invalid=7 /-]		
<b>Value</b>	<b>Label</b>	<b>Cases</b>	<b>Percentage</b>
0	Not necessary to answer	59	0.4%
1	Yes	466	3.3%
2	No	13490	96.3%
Sysmiss		7	
<i>Warning: these figures indicate the number of cases found in the data file. They cannot be interpreted as summary statistics of the population of interest.</i>			
<b># v10: Force others to buy things for you</b>			
<b>Information</b>	[Type= discrete] [Format=numeric] [Range= 0-1] [Missing=*]		
<b>Statistics [NW/ W]</b>	[Valid=14015 /-] [Invalid=7 /-]		
<b>Value</b>	<b>Label</b>	<b>Cases</b>	<b>Percentage</b>
0	No	12235	87.3%
1	Yes	1780	12.7%
Sysmiss		7	
<i>Warning: these figures indicate the number of cases found in the data file. They cannot be interpreted as summary statistics of the population of interest.</i>			
<b># v10m1: Force others to buy things for you Received punishment</b>			
<b>Information</b>	[Type= discrete] [Format=numeric] [Range= 0-2] [Missing=*]		
<b>Statistics [NW/ W]</b>	[Valid=14015 /-] [Invalid=7 /-]		
<b>Value</b>	<b>Label</b>	<b>Cases</b>	<b>Percentage</b>
0	Not necessary to answer	60	0.4%
1	Yes	114	0.8%
2	No	13841	98.8%
Sysmiss		7	
<i>Warning: these figures indicate the number of cases found in the data file. They cannot be interpreted as summary statistics of the population of interest.</i>			

<b># v10m2: Force others to buy things for you Differed in opinion with others</b>			
<b>Information</b>		[Type= discrete] [Format=numeric] [Range= 0-2] [Missing=*]	
<b>Statistics [NW/ W]</b>		[Valid=14015 /-] [Invalid=7 /-]	
<b>Value</b>	<b>Label</b>	<b>Cases</b>	<b>Percentage</b>
0	Not necessary to answer	60	0.4%
1	Yes	124	0.9%
2	No	13831	98.7%
Sysmiss		7	
<i>Warning: these figures indicate the number of cases found in the data file. They cannot be interpreted as summary statistics of the population of interest.</i>			
<b># v10m3: Force others to buy things for you Tattled on others</b>			
<b>Information</b>		[Type= discrete] [Format=numeric] [Range= 0-2] [Missing=*]	
<b>Statistics [NW/ W]</b>		[Valid=14015 /-] [Invalid=7 /-]	
<b>Value</b>	<b>Label</b>	<b>Cases</b>	<b>Percentage</b>
0	Not necessary to answer	60	0.4%
1	Yes	61	0.4%
2	No	13894	99.1%
Sysmiss		7	
<i>Warning: these figures indicate the number of cases found in the data file. They cannot be interpreted as summary statistics of the population of interest.</i>			
<b># v10m4: Force others to buy things for you Think using violence is fun</b>			
<b>Information</b>		[Type= discrete] [Format=numeric] [Range= 0-2] [Missing=*]	
<b>Statistics [NW/ W]</b>		[Valid=14015 /-] [Invalid=7 /-]	
<b>Value</b>	<b>Label</b>	<b>Cases</b>	<b>Percentage</b>
0	Not necessary to answer	60	0.4%
1	Yes	369	2.6%
2	No	13586	96.9%
Sysmiss		7	
<i>Warning: these figures indicate the number of cases found in the data file. They cannot be interpreted as summary statistics of the population of interest.</i>			
<b># v10m5: Force others to buy things for you Been unable to borrow money</b>			
<b>Information</b>		[Type= discrete] [Format=numeric] [Range= 0-2] [Missing=*]	
<b>Statistics [NW/ W]</b>		[Valid=14015 /-] [Invalid=7 /-]	
<b>Value</b>	<b>Label</b>	<b>Cases</b>	<b>Percentage</b>
0	Not necessary to answer	60	0.4%
1	Yes	42	0.3%
2	No	13913	99.3%
Sysmiss		7	
<i>Warning: these figures indicate the number of cases found in the data file. They cannot be interpreted as summary statistics of the population of interest.</i>			
<b># v10m6: Force others to buy things for you Been easily provoked</b>			
<b>Information</b>		[Type= discrete] [Format=numeric] [Range= 0-2] [Missing=*]	
<b>Statistics [NW/ W]</b>		[Valid=14015 /-] [Invalid=7 /-]	
<b>Value</b>	<b>Label</b>	<b>Cases</b>	<b>Percentage</b>
0	Not necessary to answer	60	0.4%
1	Yes	78	0.6%
2	No	13877	99.0%
Sysmiss		7	

**# v10m6: Force others to buy things for you Been easily provoked**

Warning: these figures indicate the number of cases found in the data file. They cannot be interpreted as summary statistics of the population of interest.

**# v10m7: Force others to buy things for you Got beaten up or held a grudge**

Information [Type= discrete] [Format=numeric] [Range= 0-2] [Missing=\*]

Statistics [NW/ W] [Valid=14014 /-] [Invalid=8 /-]

Value	Label	Cases	Percentage
0	Not necessary to answer	60	0.4%
1	Yes	62	0.4%
2	No	13892	99.1%
Sysmiss		8	

Warning: these figures indicate the number of cases found in the data file. They cannot be interpreted as summary statistics of the population of interest.

**# v10m8: Force others to buy things for you Been easy to bully**

Information [Type= discrete] [Format=numeric] [Range= 0-2] [Missing=\*]

Statistics [NW/ W] [Valid=14014 /-] [Invalid=8 /-]

Value	Label	Cases	Percentage
0	Not necessary to answer	60	0.4%
1	Yes	593	4.2%
2	No	13361	95.3%
Sysmiss		8	

Warning: these figures indicate the number of cases found in the data file. They cannot be interpreted as summary statistics of the population of interest.

**# v10m9: Force others to buy things for you Dating problems**

Information [Type= discrete] [Format=numeric] [Range= 0-2] [Missing=\*]

Statistics [NW/ W] [Valid=14014 /-] [Invalid=8 /-]

Value	Label	Cases	Percentage
0	Not necessary to answer	60	0.4%
1	Yes	45	0.3%
2	No	13909	99.3%
Sysmiss		8	

Warning: these figures indicate the number of cases found in the data file. They cannot be interpreted as summary statistics of the population of interest.

**# v10m10: Force others to buy things for you Disliked someone for no reason**

Information [Type= discrete] [Format=numeric] [Range= 0-2] [Missing=\*]

Statistics [NW/ W] [Valid=14014 /-] [Invalid=8 /-]

Value	Label	Cases	Percentage
0	Not necessary to answer	60	0.4%
1	Yes	133	0.9%
2	No	13821	98.6%
Sysmiss		8	

Warning: these figures indicate the number of cases found in the data file. They cannot be interpreted as summary statistics of the population of interest.

**# v10m11: Force others to buy things for you Felt that a problem or conflict was another person's fault.**

Information [Type= discrete] [Format=numeric] [Range= 0-2] [Missing=\*]

Statistics [NW/ W] [Valid=14014 /-] [Invalid=8 /-]

Value	Label	Cases	Percentage
0	Not necessary to answer	60	0.4%
1	Yes	117	0.8%

<b># v10m11: Force others to buy things for you Felt that a problem or conflict was another person's fault.</b>			
Value	Label	Cases	Percentage
2	No	13837	98.7%
Sysmiss		8	
<i>Warning: these figures indicate the number of cases found in the data file. They cannot be interpreted as summary statistics of the population of interest.</i>			
<b># v10m12: Force others to buy things for you Others</b>			
<b>Information</b>	[Type= discrete] [Format=numeric] [Range= 0-2] [Missing=*]		
<b>Statistics [NW/ W]</b>	[Valid=14014 /-] [Invalid=8 /-]		
Value	Label	Cases	Percentage
0	Not necessary to answer	60	0.4%
1	Yes	736	5.3%
2	No	13218	94.3%
Sysmiss		8	
<i>Warning: these figures indicate the number of cases found in the data file. They cannot be interpreted as summary statistics of the population of interest.</i>			
<b># v11: Beat up your teacher</b>			
<b>Information</b>	[Type= discrete] [Format=numeric] [Range= 0-1] [Missing=*]		
<b>Statistics [NW/ W]</b>	[Valid=14014 /-] [Invalid=8 /-]		
Value	Label	Cases	Percentage
0	No	13842	98.8%
1	Yes	172	1.2%
Sysmiss		8	
<i>Warning: these figures indicate the number of cases found in the data file. They cannot be interpreted as summary statistics of the population of interest.</i>			
<b># v11m1: Beat up your teacher Received punishment</b>			
<b>Information</b>	[Type= discrete] [Format=numeric] [Range= 0-2] [Missing=*]		
<b>Statistics [NW/ W]</b>	[Valid=14014 /-] [Invalid=8 /-]		
Value	Label	Cases	Percentage
0	Not necessary to answer	60	0.4%
1	Yes	96	0.7%
2	No	13858	98.9%
Sysmiss		8	
<i>Warning: these figures indicate the number of cases found in the data file. They cannot be interpreted as summary statistics of the population of interest.</i>			
<b># v11m2: Beat up your teacher For friends</b>			
<b>Information</b>	[Type= discrete] [Format=numeric] [Range= 0-2] [Missing=*]		
<b>Statistics [NW/ W]</b>	[Valid=14014 /-] [Invalid=8 /-]		
Value	Label	Cases	Percentage
0	Not necessary to answer	60	0.4%
1	Yes	47	0.3%
2	No	13907	99.2%
Sysmiss		8	
<i>Warning: these figures indicate the number of cases found in the data file. They cannot be interpreted as summary statistics of the population of interest.</i>			
<b># v11m3: Beat up your teacher Teacher's unfair</b>			
<b>Information</b>	[Type= discrete] [Format=numeric] [Range= 0-2] [Missing=*]		
<b>Statistics [NW/ W]</b>	[Valid=14014 /-] [Invalid=8 /-]		

**# v11m3: Beat up your teacher Teacher's unfair**

Value	Label	Cases	Percentage
0	Not necessary to answer	60	0.4%
1	Yes	72	0.5%
2	No	13882	99.1%
Sysmiss		8	

Warning: these figures indicate the number of cases found in the data file. They cannot be interpreted as summary statistics of the population of interest.

**# v11m4: Beat up your teacher Differed in opinion with others**

<b>Information</b>	[Type= discrete] [Format=numeric] [Range= 0-2] [Missing=*]
<b>Statistics [NW/ W]</b>	[Valid=14014 /-] [Invalid=8 /-]

Value	Label	Cases	Percentage
0	Not necessary to answer	60	0.4%
1	Yes	80	0.6%
2	No	13874	99.0%
Sysmiss		8	

Warning: these figures indicate the number of cases found in the data file. They cannot be interpreted as summary statistics of the population of interest.

**# v11m5: Beat up your teacher Been easily provoked**

<b>Information</b>	[Type= discrete] [Format=numeric] [Range= 0-2] [Missing=*]
<b>Statistics [NW/ W]</b>	[Valid=14014 /-] [Invalid=8 /-]

Value	Label	Cases	Percentage
0	Not necessary to answer	60	0.4%
1	Yes	56	0.4%
2	No	13898	99.2%
Sysmiss		8	

Warning: these figures indicate the number of cases found in the data file. They cannot be interpreted as summary statistics of the population of interest.

**# v11m6: Beat up your teacher Been easy to bully**

<b>Information</b>	[Type= discrete] [Format=numeric] [Range= 0-2] [Missing=*]
<b>Statistics [NW/ W]</b>	[Valid=14014 /-] [Invalid=8 /-]

Value	Label	Cases	Percentage
0	Not necessary to answer	60	0.4%
1	Yes	30	0.2%
2	No	13924	99.4%
Sysmiss		8	

Warning: these figures indicate the number of cases found in the data file. They cannot be interpreted as summary statistics of the population of interest.

**# v11m7: Beat up your teacher Teacher's needs unreasonable**

<b>Information</b>	[Type= discrete] [Format=numeric] [Range= 0-2] [Missing=*]
<b>Statistics [NW/ W]</b>	[Valid=14014 /-] [Invalid=8 /-]

Value	Label	Cases	Percentage
0	Not necessary to answer	60	0.4%
1	Yes	71	0.5%
2	No	13883	99.1%
Sysmiss		8	

Warning: these figures indicate the number of cases found in the data file. They cannot be interpreted as summary statistics of the population of interest.



<b># v11m8: Beat up your teacher Disliked someone for no reason</b>			
<b>Information</b>	[Type= discrete] [Format=numeric] [Range= 0-2] [Missing=*]		
<b>Statistics [NW/ W]</b>	[Valid=14014 /-] [Invalid=8 /-]		
<b>Value</b>	<b>Label</b>	<b>Cases</b>	<b>Percentage</b>
0	Not necessary to answer	60	0.4%
1	Yes	73	0.5%
2	No	13881	99.1%
Sysmiss		8	
<i>Warning: these figures indicate the number of cases found in the data file. They cannot be interpreted as summary statistics of the population of interest.</i>			
<b># v11m9: Beat up your teacher Others</b>			
<b>Information</b>	[Type= discrete] [Format=numeric] [Range= 0-2] [Missing=*]		
<b>Statistics [NW/ W]</b>	[Valid=14014 /-] [Invalid=8 /-]		
<b>Value</b>	<b>Label</b>	<b>Cases</b>	<b>Percentage</b>
0	Not necessary to answer	60	0.4%
1	Yes	81	0.6%
2	No	13873	99.0%
Sysmiss		8	
<i>Warning: these figures indicate the number of cases found in the data file. They cannot be interpreted as summary statistics of the population of interest.</i>			
<b># v12: Use items to hurt your teacher</b>			
<b>Information</b>	[Type= discrete] [Format=numeric] [Range= 0-1] [Missing=*]		
<b>Statistics [NW/ W]</b>	[Valid=14014 /-] [Invalid=8 /-]		
<b>Value</b>	<b>Label</b>	<b>Cases</b>	<b>Percentage</b>
0	No	13844	98.8%
1	Yes	170	1.2%
Sysmiss		8	
<i>Warning: these figures indicate the number of cases found in the data file. They cannot be interpreted as summary statistics of the population of interest.</i>			
<b># v12m1: Use items to hurt your teacher Received punishment</b>			
<b>Information</b>	[Type= discrete] [Format=numeric] [Range= 0-2] [Missing=*]		
<b>Statistics [NW/ W]</b>	[Valid=14014 /-] [Invalid=8 /-]		
<b>Value</b>	<b>Label</b>	<b>Cases</b>	<b>Percentage</b>
0	Not necessary to answer	64	0.5%
1	Yes	99	0.7%
2	No	13851	98.8%
Sysmiss		8	
<i>Warning: these figures indicate the number of cases found in the data file. They cannot be interpreted as summary statistics of the population of interest.</i>			
<b># v12m2: Use items to hurt your teacher For friends</b>			
<b>Information</b>	[Type= discrete] [Format=numeric] [Range= 0-2] [Missing=*]		
<b>Statistics [NW/ W]</b>	[Valid=14014 /-] [Invalid=8 /-]		
<b>Value</b>	<b>Label</b>	<b>Cases</b>	<b>Percentage</b>
0	Not necessary to answer	64	0.5%
1	Yes	43	0.3%
2	No	13907	99.2%
Sysmiss		8	
<i>Warning: these figures indicate the number of cases found in the data file. They cannot be interpreted as summary statistics of the population of interest.</i>			

**# v12m3: Use items to hurt your teacher Teacher's unfair****Information** [Type= discrete] [Format=numeric] [Range= 0-2] [Missing=\*]**Statistics [NW/ W]** [Valid=14014 /-] [Invalid=8 /-]

Value	Label	Cases	Percentage
0	Not necessary to answer	64	0.5%
1	Yes	65	0.5%
2	No	13885	99.1%
Sysmiss		8	

*Warning: these figures indicate the number of cases found in the data file. They cannot be interpreted as summary statistics of the population of interest.***# v12m4: Use items to hurt your teacher Differed in opinion with others****Information** [Type= discrete] [Format=numeric] [Range= 0-2] [Missing=\*]**Statistics [NW/ W]** [Valid=14014 /-] [Invalid=8 /-]

Value	Label	Cases	Percentage
0	Not necessary to answer	64	0.5%
1	Yes	91	0.6%
2	No	13859	98.9%
Sysmiss		8	

*Warning: these figures indicate the number of cases found in the data file. They cannot be interpreted as summary statistics of the population of interest.***# v12m5: Use items to hurt your teacher Been easily provoked****Information** [Type= discrete] [Format=numeric] [Range= 0-2] [Missing=\*]**Statistics [NW/ W]** [Valid=14014 /-] [Invalid=8 /-]

Value	Label	Cases	Percentage
0	Not necessary to answer	64	0.5%
1	Yes	48	0.3%
2	No	13902	99.2%
Sysmiss		8	

*Warning: these figures indicate the number of cases found in the data file. They cannot be interpreted as summary statistics of the population of interest.***# v12m6: Use items to hurt your teacher Been easy to bully****Information** [Type= discrete] [Format=numeric] [Range= 0-2] [Missing=\*]**Statistics [NW/ W]** [Valid=14014 /-] [Invalid=8 /-]

Value	Label	Cases	Percentage
0	Not necessary to answer	64	0.5%
1	Yes	31	0.2%
2	No	13919	99.3%
Sysmiss		8	

*Warning: these figures indicate the number of cases found in the data file. They cannot be interpreted as summary statistics of the population of interest.***# v12m7: Use items to hurt your teacher Teacher's needs unreasonable****Information** [Type= discrete] [Format=numeric] [Range= 0-2] [Missing=\*]**Statistics [NW/ W]** [Valid=14014 /-] [Invalid=8 /-]

Value	Label	Cases	Percentage
0	Not necessary to answer	64	0.5%
1	Yes	83	0.6%
2	No	13867	99.0%
Sysmiss		8	

<b># v12m7: Use items to hurt your teacher Teacher's needs unreasonable</b>			
<i>Warning: these figures indicate the number of cases found in the data file. They cannot be interpreted as summary statistics of the population of interest.</i>			
<b># v12m8: Use items to hurt your teacher Disliked someone for no reason</b>			
<b>Information</b>		[Type= discrete] [Format=numeric] [Range= 0-2] [Missing=*]	
<b>Statistics [NW/ W]</b>		[Valid=14014 /-] [Invalid=8 /-]	
<b>Value</b>	<b>Label</b>	<b>Cases</b>	<b>Percentage</b>
0	Not necessary to answer	64	0.5%
1	Yes	58	0.4%
2	No	13892	99.1%
Systemmiss		8	
<i>Warning: these figures indicate the number of cases found in the data file. They cannot be interpreted as summary statistics of the population of interest.</i>			
<b># v12m9: Use items to hurt your teacher Others</b>			
<b>Information</b>		[Type= discrete] [Format=numeric] [Range= 0-2] [Missing=*]	
<b>Statistics [NW/ W]</b>		[Valid=14014 /-] [Invalid=8 /-]	
<b>Value</b>	<b>Label</b>	<b>Cases</b>	<b>Percentage</b>
0	Not necessary to answer	64	0.5%
1	Yes	69	0.5%
2	No	13881	99.1%
Systemmiss		8	
<i>Warning: these figures indicate the number of cases found in the data file. They cannot be interpreted as summary statistics of the population of interest.</i>			
<b># v13: Insulted teachers to their faces</b>			
<b>Information</b>		[Type= discrete] [Format=numeric] [Range= 0-1] [Missing=*]	
<b>Statistics [NW/ W]</b>		[Valid=14014 /-] [Invalid=8 /-]	
<b>Value</b>	<b>Label</b>	<b>Cases</b>	<b>Percentage</b>
0	No	13108	93.5%
1	Yes	906	6.5%
Systemmiss		8	
<i>Warning: these figures indicate the number of cases found in the data file. They cannot be interpreted as summary statistics of the population of interest.</i>			
<b># v13m1: Insulted teachers to their faces Received punishment</b>			
<b>Information</b>		[Type= discrete] [Format=numeric] [Range= 0-2] [Missing=*]	
<b>Statistics [NW/ W]</b>		[Valid=14014 /-] [Invalid=8 /-]	
<b>Value</b>	<b>Label</b>	<b>Cases</b>	<b>Percentage</b>
0	Not necessary to answer	63	0.4%
1	Yes	287	2.0%
2	No	13664	97.5%
Systemmiss		8	
<i>Warning: these figures indicate the number of cases found in the data file. They cannot be interpreted as summary statistics of the population of interest.</i>			
<b># v13m2: Insulted teachers to their faces For friends</b>			
<b>Information</b>		[Type= discrete] [Format=numeric] [Range= 0-2] [Missing=*]	
<b>Statistics [NW/ W]</b>		[Valid=14014 /-] [Invalid=8 /-]	
<b>Value</b>	<b>Label</b>	<b>Cases</b>	<b>Percentage</b>
0	Not necessary to answer	63	0.4%
1	Yes	158	1.1%
2	No	13793	98.4%

<b># v13m2: Insulted teachers to their faces For friends</b>			
<b>Value</b>	<b>Label</b>	<b>Cases</b>	<b>Percentage</b>
8		8	
<i>Warning: these figures indicate the number of cases found in the data file. They cannot be interpreted as summary statistics of the population of interest.</i>			
<b># v13m3: Insulted teachers to their faces Teacher's unfair</b>			
<b>Information</b>	[Type= discrete] [Format=numeric] [Range= 0-2] [Missing=*]		
<b>Statistics [NW/ W]</b>	[Valid=14014 /-] [Invalid=8 /-]		
<b>Value</b>	<b>Label</b>	<b>Cases</b>	<b>Percentage</b>
0	Not necessary to answer	63	0.4%
1	Yes	470	3.4%
2	No	13481	96.2%
8		8	
<i>Warning: these figures indicate the number of cases found in the data file. They cannot be interpreted as summary statistics of the population of interest.</i>			
<b># v13m4: Insulted teachers to their faces Differed in opinion with others</b>			
<b>Information</b>	[Type= discrete] [Format=numeric] [Range= 0-2] [Missing=*]		
<b>Statistics [NW/ W]</b>	[Valid=14014 /-] [Invalid=8 /-]		
<b>Value</b>	<b>Label</b>	<b>Cases</b>	<b>Percentage</b>
0	Not necessary to answer	63	0.4%
1	Yes	335	2.4%
2	No	13616	97.2%
8		8	
<i>Warning: these figures indicate the number of cases found in the data file. They cannot be interpreted as summary statistics of the population of interest.</i>			
<b># v13m5: Insulted teachers to their faces Been easily provoked</b>			
<b>Information</b>	[Type= discrete] [Format=numeric] [Range= 0-2] [Missing=*]		
<b>Statistics [NW/ W]</b>	[Valid=14014 /-] [Invalid=8 /-]		
<b>Value</b>	<b>Label</b>	<b>Cases</b>	<b>Percentage</b>
0	Not necessary to answer	63	0.4%
1	Yes	171	1.2%
2	No	13780	98.3%
8		8	
<i>Warning: these figures indicate the number of cases found in the data file. They cannot be interpreted as summary statistics of the population of interest.</i>			
<b># v13m6: Insulted teachers to their faces Been easy to bully</b>			
<b>Information</b>	[Type= discrete] [Format=numeric] [Range= 0-2] [Missing=*]		
<b>Statistics [NW/ W]</b>	[Valid=14014 /-] [Invalid=8 /-]		
<b>Value</b>	<b>Label</b>	<b>Cases</b>	<b>Percentage</b>
0	Not necessary to answer	63	0.4%
1	Yes	61	0.4%
2	No	13890	99.1%
8		8	
<i>Warning: these figures indicate the number of cases found in the data file. They cannot be interpreted as summary statistics of the population of interest.</i>			
<b># v13m7: Insulted teachers to their faces Teacher's needs unreasonable</b>			
<b>Information</b>	[Type= discrete] [Format=numeric] [Range= 0-2] [Missing=*]		
<b>Statistics [NW/ W]</b>	[Valid=14014 /-] [Invalid=8 /-]		

<b># v13m7: Insulted teachers to their faces Teacher's needs unreasonable</b>			
<b>Value</b>	<b>Label</b>	<b>Cases</b>	<b>Percentage</b>
0	Not necessary to answer	63	0.4%
1	Yes	519	3.7%
2	No	13432	95.8%
Sysmiss		8	
<i>Warning: these figures indicate the number of cases found in the data file. They cannot be interpreted as summary statistics of the population of interest.</i>			
<b># v13m8: Insulted teachers to their faces Disliked someone for no reason</b>			
<b>Information</b>	[Type= discrete] [Format=numeric] [Range= 0-2] [Missing=*]		
<b>Statistics [NW/ W]</b>	[Valid=14014 /-] [Invalid=8 /-]		
<b>Value</b>	<b>Label</b>	<b>Cases</b>	<b>Percentage</b>
0	Not necessary to answer	63	0.4%
1	Yes	200	1.4%
2	No	13751	98.1%
Sysmiss		8	
<i>Warning: these figures indicate the number of cases found in the data file. They cannot be interpreted as summary statistics of the population of interest.</i>			
<b># v13m9: Insulted teachers to their faces Others</b>			
<b>Information</b>	[Type= discrete] [Format=numeric] [Range= 0-2] [Missing=*]		
<b>Statistics [NW/ W]</b>	[Valid=14014 /-] [Invalid=8 /-]		
<b>Value</b>	<b>Label</b>	<b>Cases</b>	<b>Percentage</b>
0	Not necessary to answer	63	0.4%
1	Yes	123	0.9%
2	No	13828	98.7%
Sysmiss		8	
<i>Warning: these figures indicate the number of cases found in the data file. They cannot be interpreted as summary statistics of the population of interest.</i>			
<b># v14: Threaten teachers</b>			
<b>Information</b>	[Type= discrete] [Format=numeric] [Range= 0-1] [Missing=*]		
<b>Statistics [NW/ W]</b>	[Valid=14014 /-] [Invalid=8 /-]		
<b>Value</b>	<b>Label</b>	<b>Cases</b>	<b>Percentage</b>
0	No	13879	99.0%
1	Yes	135	1.0%
Sysmiss		8	
<i>Warning: these figures indicate the number of cases found in the data file. They cannot be interpreted as summary statistics of the population of interest.</i>			
<b># v14m1: Threaten teachers Received punishment</b>			
<b>Information</b>	[Type= discrete] [Format=numeric] [Range= 0-2] [Missing=*]		
<b>Statistics [NW/ W]</b>	[Valid=14014 /-] [Invalid=8 /-]		
<b>Value</b>	<b>Label</b>	<b>Cases</b>	<b>Percentage</b>
0	Not necessary to answer	66	0.5%
1	Yes	84	0.6%
2	No	13864	98.9%
Sysmiss		8	
<i>Warning: these figures indicate the number of cases found in the data file. They cannot be interpreted as summary statistics of the population of interest.</i>			
<b># v14m2: Threaten teachers For friends</b>			
<b>Information</b>	[Type= discrete] [Format=numeric] [Range= 0-2] [Missing=*]		

**# v14m2: Threaten teachers For friends****Statistics [NW/ W]** [Valid=14014 /-] [Invalid=8 /-]

Value	Label	Cases	Percentage
0	Not necessary to answer	66	0.5%
1	Yes	36	0.3%
2	No	13912	99.3%
Sysmiss		8	

*Warning: these figures indicate the number of cases found in the data file. They cannot be interpreted as summary statistics of the population of interest.*

**# v14m3: Threaten teachers Teacher's unfair****Information** [Type= discrete] [Format=numeric] [Range= 0-2] [Missing=\*]**Statistics [NW/ W]** [Valid=14014 /-] [Invalid=8 /-]

Value	Label	Cases	Percentage
0	Not necessary to answer	66	0.5%
1	Yes	49	0.3%
2	No	13899	99.2%
Sysmiss		8	

*Warning: these figures indicate the number of cases found in the data file. They cannot be interpreted as summary statistics of the population of interest.*

<b># v14m4: Threaten teachers Differed in opinion with others</b>			
<b>Information</b>	[Type= discrete] [Format=numeric] [Range= 0-2] [Missing=*]		
<b>Statistics [NW/ W]</b>	[Valid=14014 /-] [Invalid=8 /-]		
<b>Value</b>	<b>Label</b>	<b>Cases</b>	<b>Percentage</b>
0	Not necessary to answer	66	0.5%
1	Yes	78	0.6%
2	No	13870	99.0%
Sysmiss		8	
<i>Warning: these figures indicate the number of cases found in the data file. They cannot be interpreted as summary statistics of the population of interest.</i>			
<b># v14m5: Threaten teachers Been easily provoked</b>			
<b>Information</b>	[Type= discrete] [Format=numeric] [Range= 0-2] [Missing=*]		
<b>Statistics [NW/ W]</b>	[Valid=14014 /-] [Invalid=8 /-]		
<b>Value</b>	<b>Label</b>	<b>Cases</b>	<b>Percentage</b>
0	Not necessary to answer	66	0.5%
1	Yes	51	0.4%
2	No	13897	99.2%
Sysmiss		8	
<i>Warning: these figures indicate the number of cases found in the data file. They cannot be interpreted as summary statistics of the population of interest.</i>			
<b># v14m6: Threaten teachers Been easy to bully</b>			
<b>Information</b>	[Type= discrete] [Format=numeric] [Range= 0-2] [Missing=*]		
<b>Statistics [NW/ W]</b>	[Valid=14014 /-] [Invalid=8 /-]		
<b>Value</b>	<b>Label</b>	<b>Cases</b>	<b>Percentage</b>
0	Not necessary to answer	66	0.5%
1	Yes	29	0.2%
2	No	13919	99.3%
Sysmiss		8	
<i>Warning: these figures indicate the number of cases found in the data file. They cannot be interpreted as summary statistics of the population of interest.</i>			
<b># v14m7: Threaten teachers Teacher's needs unreasonable</b>			
<b>Information</b>	[Type= discrete] [Format=numeric] [Range= 0-2] [Missing=*]		
<b>Statistics [NW/ W]</b>	[Valid=14014 /-] [Invalid=8 /-]		
<b>Value</b>	<b>Label</b>	<b>Cases</b>	<b>Percentage</b>
0	Not necessary to answer	66	0.5%
1	Yes	62	0.4%
2	No	13886	99.1%
Sysmiss		8	
<i>Warning: these figures indicate the number of cases found in the data file. They cannot be interpreted as summary statistics of the population of interest.</i>			
<b># v14m8: Threaten teachers Disliked someone for no reason</b>			
<b>Information</b>	[Type= discrete] [Format=numeric] [Range= 0-2] [Missing=*]		
<b>Statistics [NW/ W]</b>	[Valid=14014 /-] [Invalid=8 /-]		
<b>Value</b>	<b>Label</b>	<b>Cases</b>	<b>Percentage</b>
0	Not necessary to answer	66	0.5%
1	Yes	62	0.4%
2	No	13886	99.1%
Sysmiss		8	

<b># v14m8: Threaten teachers Disliked someone for no reason</b>			
<i>Warning: these figures indicate the number of cases found in the data file. They cannot be interpreted as summary statistics of the population of interest.</i>			
<b># v14m9: Threaten teachers Others</b>			
<b>Information</b>	[Type= discrete] [Format=numeric] [Range= 0-2] [Missing=*]		
<b>Statistics [NW/ W]</b>	[Valid=14014 /-] [Invalid=8 /-]		
<b>Value</b>	<b>Label</b>	<b>Cases</b>	<b>Percentage</b>
0	Not necessary to answer	66	0.5%
1	Yes	66	0.5%
2	No	13882	99.1%
Sysmiss		8	
<i>Warning: these figures indicate the number of cases found in the data file. They cannot be interpreted as summary statistics of the population of interest.</i>			
<b># v15: Extort teachers</b>			
<b>Information</b>	[Type= discrete] [Format=numeric] [Range= 0-1] [Missing=*]		
<b>Statistics [NW/ W]</b>	[Valid=14014 /-] [Invalid=8 /-]		
<b>Value</b>	<b>Label</b>	<b>Cases</b>	<b>Percentage</b>
0	No	13935	99.4%
1	Yes	79	0.6%
Sysmiss		8	
<i>Warning: these figures indicate the number of cases found in the data file. They cannot be interpreted as summary statistics of the population of interest.</i>			
<b># v15m1: Extort teachers Received punishment</b>			
<b>Information</b>	[Type= discrete] [Format=numeric] [Range= 0-2] [Missing=*]		
<b>Statistics [NW/ W]</b>	[Valid=14014 /-] [Invalid=8 /-]		
<b>Value</b>	<b>Label</b>	<b>Cases</b>	<b>Percentage</b>
0	Not necessary to answer	65	0.5%
1	Yes	70	0.5%
2	No	13879	99.0%
Sysmiss		8	
<i>Warning: these figures indicate the number of cases found in the data file. They cannot be interpreted as summary statistics of the population of interest.</i>			
<b># v15m2: Extort teachers For friends</b>			
<b>Information</b>	[Type= discrete] [Format=numeric] [Range= 0-2] [Missing=*]		
<b>Statistics [NW/ W]</b>	[Valid=14014 /-] [Invalid=8 /-]		
<b>Value</b>	<b>Label</b>	<b>Cases</b>	<b>Percentage</b>
0	Not necessary to answer	65	0.5%
1	Yes	30	0.2%
2	No	13919	99.3%
Sysmiss		8	
<i>Warning: these figures indicate the number of cases found in the data file. They cannot be interpreted as summary statistics of the population of interest.</i>			
<b># v15m3: Extort teachers Teacher's unfair</b>			
<b>Information</b>	[Type= discrete] [Format=numeric] [Range= 0-2] [Missing=*]		
<b>Statistics [NW/ W]</b>	[Valid=14014 /-] [Invalid=8 /-]		
<b>Value</b>	<b>Label</b>	<b>Cases</b>	<b>Percentage</b>
0	Not necessary to answer	65	0.5%
1	Yes	30	0.2%
2	No	13919	99.3%



<b># v15m3: Extort teachers Teacher's unfair</b>			
<b>Value</b>	<b>Label</b>	<b>Cases</b>	<b>Percentage</b>
Sysmiss		8	
<i>Warning: these figures indicate the number of cases found in the data file. They cannot be interpreted as summary statistics of the population of interest.</i>			
<b># v15m4: Extort teachers Differed in opinion with others</b>			
<b>Information</b>	[Type= discrete] [Format=numeric] [Range= 0-2] [Missing=*]		
<b>Statistics [NW/ W]</b>	[Valid=14014 /-] [Invalid=8 /-]		
<b>Value</b>	<b>Label</b>	<b>Cases</b>	<b>Percentage</b>
0	Not necessary to answer	65	0.5%
1	Yes	54	0.4%
2	No	13895	99.2%
Sysmiss		8	
<i>Warning: these figures indicate the number of cases found in the data file. They cannot be interpreted as summary statistics of the population of interest.</i>			
<b># v15m5: Extort teachers Been easily provoked</b>			
<b>Information</b>	[Type= discrete] [Format=numeric] [Range= 0-2] [Missing=*]		
<b>Statistics [NW/ W]</b>	[Valid=14014 /-] [Invalid=8 /-]		
<b>Value</b>	<b>Label</b>	<b>Cases</b>	<b>Percentage</b>
0	Not necessary to answer	65	0.5%
1	Yes	38	0.3%
2	No	13911	99.3%
Sysmiss		8	
<i>Warning: these figures indicate the number of cases found in the data file. They cannot be interpreted as summary statistics of the population of interest.</i>			
<b># v15m6: Extort teachers Been easy to bully</b>			
<b>Information</b>	[Type= discrete] [Format=numeric] [Range= 0-2] [Missing=*]		
<b>Statistics [NW/ W]</b>	[Valid=14014 /-] [Invalid=8 /-]		
<b>Value</b>	<b>Label</b>	<b>Cases</b>	<b>Percentage</b>
0	Not necessary to answer	65	0.5%
1	Yes	28	0.2%
2	No	13921	99.3%
Sysmiss		8	
<i>Warning: these figures indicate the number of cases found in the data file. They cannot be interpreted as summary statistics of the population of interest.</i>			
<b># v15m7: Extort teachers Teacher's needs unreasonable</b>			
<b>Information</b>	[Type= discrete] [Format=numeric] [Range= 0-2] [Missing=*]		
<b>Statistics [NW/ W]</b>	[Valid=14014 /-] [Invalid=8 /-]		
<b>Value</b>	<b>Label</b>	<b>Cases</b>	<b>Percentage</b>
0	Not necessary to answer	65	0.5%
1	Yes	32	0.2%
2	No	13917	99.3%
Sysmiss		8	
<i>Warning: these figures indicate the number of cases found in the data file. They cannot be interpreted as summary statistics of the population of interest.</i>			
<b># v15m8: Extort teachers Disliked someone for no reason</b>			
<b>Information</b>	[Type= discrete] [Format=numeric] [Range= 0-2] [Missing=*]		
<b>Statistics [NW/ W]</b>	[Valid=14014 /-] [Invalid=8 /-]		

**# v15m8: Extort teachers Disliked someone for no reason**

Value	Label	Cases	Percentage
0	Not necessary to answer	65	0.5%
1	Yes	36	0.3%
2	No	13913	99.3%
Sysmiss		8	

*Warning: these figures indicate the number of cases found in the data file. They cannot be interpreted as summary statistics of the population of interest.*

**# v15m9: Extort teachers Others**

<b>Information</b>	[Type= discrete] [Format=numeric] [Range= 0-2] [Missing=*]
<b>Statistics [NW/ W]</b>	[Valid=14014 /-] [Invalid=8 /-]

Value	Label	Cases	Percentage
0	Not necessary to answer	65	0.5%
1	Yes	55	0.4%
2	No	13894	99.1%
Sysmiss		8	

*Warning: these figures indicate the number of cases found in the data file. They cannot be interpreted as summary statistics of the population of interest.*

**# v16: Played pranks on teachers.**

<b>Information</b>	[Type= discrete] [Format=numeric] [Range= 0-1] [Missing=*]
<b>Statistics [NW/ W]</b>	[Valid=14014 /-] [Invalid=8 /-]

Value	Label	Cases	Percentage
0	No	13216	94.3%
1	Yes	798	5.7%
Sysmiss		8	

*Warning: these figures indicate the number of cases found in the data file. They cannot be interpreted as summary statistics of the population of interest.*

**# v16m1: Played pranks on teachers Received punishment**

<b>Information</b>	[Type= discrete] [Format=numeric] [Range= 0-2] [Missing=*]
<b>Statistics [NW/ W]</b>	[Valid=14014 /-] [Invalid=8 /-]

Value	Label	Cases	Percentage
0	Not necessary to answer	64	0.5%
1	Yes	201	1.4%
2	No	13749	98.1%
Sysmiss		8	

*Warning: these figures indicate the number of cases found in the data file. They cannot be interpreted as summary statistics of the population of interest.*

**# v16m2: Played pranks on teachers For friends**

<b>Information</b>	[Type= discrete] [Format=numeric] [Range= 0-2] [Missing=*]
<b>Statistics [NW/ W]</b>	[Valid=14014 /-] [Invalid=8 /-]

Value	Label	Cases	Percentage
0	Not necessary to answer	64	0.5%
1	Yes	138	1.0%
2	No	13812	98.6%
Sysmiss		8	

*Warning: these figures indicate the number of cases found in the data file. They cannot be interpreted as summary statistics of the population of interest.*

**# v16m3: Played pranks on teachers. Teacher's unfair**

<b>Information</b>	[Type= discrete] [Format=numeric] [Range= 0-2] [Missing=*]
--------------------	--

**# v16m3: Played pranks on teachers. Teacher's unfair**

<b>Statistics [NW/ W]</b>	[Valid=14014 /-] [Invalid=8 /-]
---------------------------	---------------------------------

Value	Label	Cases	Percentage
0	Not necessary to answer	64	0.5%
1	Yes	298	2.1%
2	No	13652	97.4%
Sysmiss		8	

*Warning: these figures indicate the number of cases found in the data file. They cannot be interpreted as summary statistics of the population of interest.*

**# v16m4: Played pranks on teachers. Differed in opinion with others**

<b>Information</b>	[Type= discrete] [Format=numeric] [Range= 0-2] [Missing=*]
--------------------	--

<b>Statistics [NW/ W]</b>	[Valid=14014 /-] [Invalid=8 /-]
---------------------------	---------------------------------

Value	Label	Cases	Percentage
0	Not necessary to answer	64	0.5%
1	Yes	206	1.5%
2	No	13744	98.1%
Sysmiss		8	

*Warning: these figures indicate the number of cases found in the data file. They cannot be interpreted as summary statistics of the population of interest.*

**# v16m5: Played pranks on teachers. Been easily provoked**

<b>Information</b>	[Type= discrete] [Format=numeric] [Range= 0-2] [Missing=*]
--------------------	--

<b>Statistics [NW/ W]</b>	[Valid=14014 /-] [Invalid=8 /-]
---------------------------	---------------------------------

Value	Label	Cases	Percentage
0	Not necessary to answer	64	0.5%
1	Yes	96	0.7%
2	No	13854	98.9%
Sysmiss		8	

*Warning: these figures indicate the number of cases found in the data file. They cannot be interpreted as summary statistics of the population of interest.*

**# v16m6: Played pranks on teachers. Been easy to bully**

<b>Information</b>	[Type= discrete] [Format=numeric] [Range= 0-2] [Missing=*]
--------------------	--

<b>Statistics [NW/ W]</b>	[Valid=14014 /-] [Invalid=8 /-]
---------------------------	---------------------------------

Value	Label	Cases	Percentage
0	Not necessary to answer	64	0.5%
1	Yes	106	0.8%
2	No	13844	98.8%
Sysmiss		8	

*Warning: these figures indicate the number of cases found in the data file. They cannot be interpreted as summary statistics of the population of interest.*

**# v16m7: Played pranks on teachers. Teacher's needs unreasonable**

<b>Information</b>	[Type= discrete] [Format=numeric] [Range= 0-2] [Missing=*]
--------------------	--

<b>Statistics [NW/ W]</b>	[Valid=14014 /-] [Invalid=8 /-]
---------------------------	---------------------------------

Value	Label	Cases	Percentage
0	Not necessary to answer	64	0.5%
1	Yes	308	2.2%
2	No	13642	97.3%
Sysmiss		8	

*Warning: these figures indicate the number of cases found in the data file. They cannot be interpreted as summary statistics of the population of interest.*

<b># v16m8: Played pranks on teachers. Disliked someone for no reason</b>			
<b>Information</b>		[Type= discrete] [Format=numeric] [Range= 0-2] [Missing=*]	
<b>Statistics [NW/ W]</b>		[Valid=14014 /-] [Invalid=8 /-]	
<b>Value</b>	<b>Label</b>	<b>Cases</b>	<b>Percentage</b>
0	Not necessary to answer	64	0.5%
1	Yes	190	1.4%
2	No	13760	98.2%
Sysmiss		8	
<i>Warning: these figures indicate the number of cases found in the data file. They cannot be interpreted as summary statistics of the population of interest.</i>			
<b># v16m9: Played pranks on teachers. Others</b>			
<b>Information</b>		[Type= discrete] [Format=numeric] [Range= 0-2] [Missing=*]	
<b>Statistics [NW/ W]</b>		[Valid=14014 /-] [Invalid=8 /-]	
<b>Value</b>	<b>Label</b>	<b>Cases</b>	<b>Percentage</b>
0	Not necessary to answer	64	0.5%
1	Yes	313	2.2%
2	No	13637	97.3%
Sysmiss		8	
<i>Warning: these figures indicate the number of cases found in the data file. They cannot be interpreted as summary statistics of the population of interest.</i>			
<b># v17: Do the opposite of what the teacher says</b>			
<b>Information</b>		[Type= discrete] [Format=numeric] [Range= 0-1] [Missing=*]	
<b>Statistics [NW/ W]</b>		[Valid=14014 /-] [Invalid=8 /-]	
<b>Value</b>	<b>Label</b>	<b>Cases</b>	<b>Percentage</b>
0	No	10089	72.0%
1	Yes	3925	28.0%
Sysmiss		8	
<i>Warning: these figures indicate the number of cases found in the data file. They cannot be interpreted as summary statistics of the population of interest.</i>			
<b># v17m1: Do the opposite of what the teacher says Received punishment</b>			
<b>Information</b>		[Type= discrete] [Format=numeric] [Range= 0-2] [Missing=*]	
<b>Statistics [NW/ W]</b>		[Valid=14014 /-] [Invalid=8 /-]	
<b>Value</b>	<b>Label</b>	<b>Cases</b>	<b>Percentage</b>
0	Not necessary to answer	57	0.4%
1	Yes	847	6.0%
2	No	13110	93.5%
Sysmiss		8	
<i>Warning: these figures indicate the number of cases found in the data file. They cannot be interpreted as summary statistics of the population of interest.</i>			
<b># v17m2: Do the opposite of what the teacher says For friends</b>			
<b>Information</b>		[Type= discrete] [Format=numeric] [Range= 0-2] [Missing=*]	
<b>Statistics [NW/ W]</b>		[Valid=14014 /-] [Invalid=8 /-]	
<b>Value</b>	<b>Label</b>	<b>Cases</b>	<b>Percentage</b>
0	Not necessary to answer	57	0.4%
1	Yes	435	3.1%
2	No	13522	96.5%
Sysmiss		8	
<i>Warning: these figures indicate the number of cases found in the data file. They cannot be interpreted as summary statistics of the population of interest.</i>			

<b># v17m3: Do the opposite of what the teacher says Teacher's unfair</b>			
<b>Information</b>	[Type= discrete] [Format=numeric] [Range= 0-2] [Missing=*]		
<b>Statistics [NW/ W]</b>	[Valid=14014 /-] [Invalid=8 /-]		
<b>Value</b>	<b>Label</b>	<b>Cases</b>	<b>Percentage</b>
0	Not necessary to answer	57	0.4%
1	Yes	1840	13.1%
2	No	12117	86.5%
Sysmiss		8	
<i>Warning: these figures indicate the number of cases found in the data file. They cannot be interpreted as summary statistics of the population of interest.</i>			
<b># v17m4: Do the opposite of what the teacher says Differed in opinion with others</b>			
<b>Information</b>	[Type= discrete] [Format=numeric] [Range= 0-2] [Missing=*]		
<b>Statistics [NW/ W]</b>	[Valid=14014 /-] [Invalid=8 /-]		
<b>Value</b>	<b>Label</b>	<b>Cases</b>	<b>Percentage</b>
0	Not necessary to answer	57	0.4%
1	Yes	1502	10.7%
2	No	12455	88.9%
Sysmiss		8	
<i>Warning: these figures indicate the number of cases found in the data file. They cannot be interpreted as summary statistics of the population of interest.</i>			
<b># v17m5: Do the opposite of what the teacher says Been easily provoked</b>			
<b>Information</b>	[Type= discrete] [Format=numeric] [Range= 0-2] [Missing=*]		
<b>Statistics [NW/ W]</b>	[Valid=14014 /-] [Invalid=8 /-]		
<b>Value</b>	<b>Label</b>	<b>Cases</b>	<b>Percentage</b>
0	Not necessary to answer	57	0.4%
1	Yes	398	2.8%
2	No	13559	96.8%
Sysmiss		8	
<i>Warning: these figures indicate the number of cases found in the data file. They cannot be interpreted as summary statistics of the population of interest.</i>			
<b># v17m6: Do the opposite of what the teacher says Been easy to bully</b>			
<b>Information</b>	[Type= discrete] [Format=numeric] [Range= 0-2] [Missing=*]		
<b>Statistics [NW/ W]</b>	[Valid=14014 /-] [Invalid=8 /-]		
<b>Value</b>	<b>Label</b>	<b>Cases</b>	<b>Percentage</b>
0	Not necessary to answer	57	0.4%
1	Yes	186	1.3%
2	No	13771	98.3%
Sysmiss		8	
<i>Warning: these figures indicate the number of cases found in the data file. They cannot be interpreted as summary statistics of the population of interest.</i>			
<b># v17m7: Do the opposite of what the teacher says Teacher's needs unreasonable</b>			
<b>Information</b>	[Type= discrete] [Format=numeric] [Range= 0-2] [Missing=*]		
<b>Statistics [NW/ W]</b>	[Valid=14014 /-] [Invalid=8 /-]		
<b>Value</b>	<b>Label</b>	<b>Cases</b>	<b>Percentage</b>
0	Not necessary to answer	57	0.4%
1	Yes	2169	15.5%
2	No	11788	84.1%
Sysmiss		8	

**# v17m7: Do the opposite of what the teacher says Teacher's needs unreasonable**

*Warning: these figures indicate the number of cases found in the data file. They cannot be interpreted as summary statistics of the population of interest.*

**# v17m8: Do the opposite of what the teacher says Disliked someone for no reason**

**Information** [Type= discrete] [Format=numeric] [Range= 0-2] [Missing=\*]

**Statistics [NW/ W]** [Valid=14014 /-] [Invalid=8 /-]

Value	Label	Cases	Percentage
0	Not necessary to answer	57	0.4%
1	Yes	553	3.9%
2	No	13404	95.6%
Sysmiss		8	

*Warning: these figures indicate the number of cases found in the data file. They cannot be interpreted as summary statistics of the population of interest.*

**# v17m9: Do the opposite of what the teacher says Others**

**Information** [Type= discrete] [Format=numeric] [Range= 0-2] [Missing=\*]

**Statistics [NW/ W]** [Valid=14014 /-] [Invalid=8 /-]

Value	Label	Cases	Percentage
0	Not necessary to answer	57	0.4%
1	Yes	364	2.6%
2	No	13593	97.0%
Sysmiss		8	

*Warning: these figures indicate the number of cases found in the data file. They cannot be interpreted as summary statistics of the population of interest.*