

**Taiwan, ROC**

**Chi Huang, Election Study Center, National Chengchi University**

**Taiwan's Election and Democratization Study,  
2012-2016 (IV): Telephone Interview of the Presidential  
and Legislative Elections, 2016 (TEDS2016-T)**

**Study Documentation**

December 31, 2019

# Metadata Production

<b>Metadata Producer(s)</b>	Survey Research Data Archive (SRDA) , Center for Survey Research, Research Center for Humanities Social Sciences, Academia Sinica
<b>Identification</b>	D00137en

# Table of Contents

<a href="#">Overview</a>	4
<a href="#">Scope &amp; Coverage</a>	4
<a href="#">Producers &amp; Sponsors</a>	4
<a href="#">Data Collection</a>	4
<a href="#">Data Processing &amp; Appraisal</a>	5
<a href="#">Accessibility</a>	5
<a href="#">Files Description</a>	6
<a href="#">TEDS2016-T Ind RE</a>	6
<a href="#">TEDS2016-TPE</a>	6
<a href="#">Variables Group(s)</a>	7
<a href="#">Independence</a>	7
<a href="#">Panel</a>	7
<a href="#">Sample Information</a>	7
<a href="#">Registered household</a>	7
<a href="#">Politics and Media</a>	9
<a href="#">Government Performance</a>	9
<a href="#">Economic Evaluations</a>	10
<a href="#">Legislator Performance</a>	10
<a href="#">Cognition of the electoral system</a>	10
<a href="#">Voting Participation</a>	11
<a href="#">Candidate's Image</a>	17
<a href="#">Social issues</a>	18
<a href="#">Presidential candidates' debates and performance</a>	18
<a href="#">Position on Unification and Independence</a>	19
<a href="#">Party Identification</a>	19
<a href="#">Taiwanese/Chinese Identification</a>	19
<a href="#">Personal Data</a>	20
<a href="#">New variables</a>	20
<a href="#">Weight</a>	21
<a href="#">Independence</a>	21
<a href="#">Sample Information</a>	22
<a href="#">Registered household</a>	22
<a href="#">Politics and Media</a>	24
<a href="#">Government Performance</a>	24
<a href="#">Economic Evaluations</a>	24
<a href="#">Legislator Performance</a>	25
<a href="#">Cognition of the electoral system</a>	25
<a href="#">Voting Participation</a>	25
<a href="#">Candidate's Image</a>	32
<a href="#">Social issues</a>	33
<a href="#">Presidential candidates' debates and performance</a>	33
<a href="#">Position on Unification and Independence</a>	34
<a href="#">Party Identification</a>	34
<a href="#">Taiwanese/Chinese Identification</a>	34
<a href="#">Personal Data</a>	34
<a href="#">New variables</a>	35
<a href="#">Weight</a>	36
<a href="#">Panel</a>	36
<a href="#">Sample Information</a>	36
<a href="#">Basic questions</a>	36
<a href="#">Voting Participation</a>	38
<a href="#">Evaluation of the electoral system</a>	53
<a href="#">Cognition of the electoral system</a>	53
<a href="#">Issues of Cross-Strait</a>	54

<a href="#">Economic Evaluations</a> .....	<a href="#">54</a>
<a href="#">Evaluation of the outcome of this election</a> .....	<a href="#">54</a>
<a href="#">New variables</a> .....	<a href="#">55</a>
<a href="#">Weight</a> .....	<a href="#">55</a>
<a href="#">Variables Description</a> .....	<a href="#">56</a>
<a href="#">TEDS2016-T Ind RE</a> .....	<a href="#">57</a>
<a href="#">TEDS2016-TPE</a> .....	<a href="#">204</a>



## Taiwan's Election and Democratization Study, 2012-2016 (IV): Telephone Interview of the Presidential and Legislative Elections, 2016 (TEDS2016-T) (TEDS - Taiwan's Election and Democratization Study)

Overview	
Type	Election Studies
Identification	D00137en
Version	Production Date: 2019-12-31 2
Kind of Data	Sampling
Unit of Analysis	Individuals

Scope & Coverage	
<u>Time Period(s)</u>	2015-2016
<u>Countries</u>	Taiwan, ROC
<u>Geographic Coverage</u>	Taiwan

Producers & Sponsors	
<b>Primary Investigator(s)</b>	Chi Huang, Election Study Center, National Chengchi University
<b>Other Producer(s)</b>	Election Study Center, National Chengchi University
<b>Funding Agency/ies</b>	Ministry of Science and Technology

Data Collection	
<b>Data Collection Dates</b>	start 2015-12-02 end 2015-12-07 start 2015-12-08 end 2015-12-14 start 2015-12-15 end 2015-12-21 start 2015-12-22 end 2015-12-29 start 2015-12-30 end 2016-01-07 start 2016-01-08 end 2016-01-14 start 2016-01-17 end 2016-01-26
<b>Time Period(s)</b>	start 2015-08-01 end 2016-07-31

<b>Data Collection Mode</b>	Telephone Survey
-----------------------------	------------------

## **Data Processing & Appraisal**

<b>Data Editing</b>	CSR has checked wild codes and out-of-range values, to validate and clean data. There is no doubt about data accuracy after the validation.
---------------------	---

## **Accessibility**

<b>Contact(s)</b>	Survey Research Data Archive (SRDA) , <a href="https://srda.sinica.edu.tw">https://srda.sinica.edu.tw</a> , <a href="mailto:srda@gate.sinica.edu.tw">srda@gate.sinica.edu.tw</a>
<b>Distributor(s)</b>	Survey Research Data Archive
<b>Depositor(s)</b>	Election Study Center, National Chengchi University

<b>Access Conditions</b>	Standard Access Data (Downloads for Regular Member, Academia Sinica Researcher)
--------------------------	---

## Files Description

Dataset contains 2 file(s)

<b>TEDS2016-T_Ind_RE</b>	
# Cases	5841
# Variable(s)	198

<b>TEDS2016-TPE</b>	
# Cases	5841
# Variable(s)	498



# Variables Group(s)

Dataset contains 48 group(s)

<b>Group Independence</b>	
<b>Subgroup(s)</b>	Sample Information , Registered household , Politics and Media , Government Performance , Economic Evaluations , Legislator Performance , Cognition of the electoral system , Voting Participation , Candidate's Image , Social issues , Presidential candidates' debates and performance , Position on Unification and Independence , Party Identification , Taiwanese/Chinese Identification , Personal Data , New variables , Weight

<b>Group Panel</b>	
<b>Subgroup(s)</b>	Independence , Panel

<b>Group Sample Information</b>							
#	Name	Label	Type	Format	Valid	Invalid	Question
1	id_all	identified number	continuous	numeric-13.0	5841	0	-
2	date	day	continuous	numeric-6.0	5841	0	-
3	btime	start time	continuous	numeric-6.0	5841	0	-
4	etime	ending time	continuous	numeric-6.0	5841	0	-

<b>Group Registered household</b>							
#	Name	Label	Type	Format	Valid	Invalid	Question
1	q1	1.Please tell me where your household is registered?	discrete	numeric-2.0	5841	0	-
2	q2	1.Where your household is registered? Which township or city in Yi Lan County?	discrete	numeric-2.0	5841	0	-
3	q3	1.Where your household is registered? Which township or city in Hsinchu County?	discrete	numeric-2.0	5841	0	-
4	q4	1.Where your household is registered? Which township or city in Miaoli County?	discrete	numeric-2.0	5841	0	-
5	q5	1.Where your household is registered? Which township or city in Changhua County?	discrete	numeric-2.0	5841	0	-
6	q6	1.Where your household is registered? Which township or city in Nantou County?	discrete	numeric-2.0	5841	0	-
7	q7	1.Where your household is registered? Which township or city in Yunlin County?	discrete	numeric-2.0	5841	0	-
8	q8	1.Where your household is registered? Which township or city in Chiayi County?	discrete	numeric-2.0	5841	0	-
9	q9	1.Where your household is registered? Which township or city in Pingtung County?	discrete	numeric-2.0	5841	0	-

#	Name	Label	Type	Format	Valid	Invalid	Question
10	q10	1.Where your household is registered? Which township or city in Taitung County?	discrete	numeric-2.0	5841	0	-
11	q11	1.Where your household is registered? Which township or city in Hualien County?	discrete	numeric-2.0	5841	0	-
12	q12	1.Where your household is registered? Which township or city in Penghu County?	discrete	numeric-2.0	5841	0	-
13	q13	1.Where your household is registered? Which district in Keelung City?	discrete	numeric-2.0	5841	0	-
14	q14	1.Where your household is registered? Which district in Hsinchu City?	discrete	numeric-2.0	5841	0	-
15	q15	1.Where your household is registered? Which district in Chiayi City?	discrete	numeric-2.0	5841	0	-
16	q16	1.Where your household is registered? Which district in Taipei City?	discrete	numeric-2.0	5841	0	-
17	q17	1.Where your household is registered? Which district in Kaohsiung City?	discrete	numeric-2.0	5841	0	-
18	q18	1.Where your household is registered? Which district in New Taipei City?	discrete	numeric-2.0	5841	0	-
19	q19	1.Where your household is registered? Which district in Taichung City?	discrete	numeric-2.0	5841	0	-
20	q20	1.Where your household is registered? Which district in Tainan City?	discrete	numeric-2.0	5841	0	-
21	q21	1.Where your household is registered? Which district in Taoyuan City?	discrete	numeric-2.0	5841	0	-
22	q22	1.Where your household is registered? Which township or city in Kinmen County?	discrete	numeric-2.0	5841	0	-
23	q23	1.Where your household is registered? Which township or city in Lienchiang County?	discrete	numeric-2.0	5841	0	-
24	q24	1.Where your household is registered? Which borough in Taipei City, Song Shan District?	discrete	numeric-3.0	5841	0	-
25	q25	1.Where your household is registered? Which borough in Taipei City, Zhong Zheng District?	discrete	numeric-3.0	5841	0	-
26	q26	1.Where your household is registered? Which borough in Taipei City, Shi Lin District?	discrete	numeric-3.0	5841	0	-
27	q27	1.Where your household is registered? Which borough	discrete	numeric-3.0	5841	0	-

#	Name	Label	Type	Format	Valid	Invalid	Question
		in Kaohsiung City, San Min District?					
28	q28	1.Where your household is registered? Which borough in Kaohsiung City, Qian Zhen District?	discrete	numeric-3.0	5841	0	-
29	q29	1.Where your household is registered? Which borough in New Taipei City, Ban Qiao District?	discrete	numeric-3.0	5841	0	-
30	q30	1.Where your household is registered? Which borough in New Taipei City, San Zhong District?	discrete	numeric-3.0	5841	0	-
31	q31	1.Where your household is registered? Which borough in New Taipei City, Zhong He District?	discrete	numeric-3.0	5841	0	-
32	q32	1.Where your household is registered? Which borough in New Taipei City, Xin Zhuang District?	discrete	numeric-3.0	5841	0	-
33	q33	1.Where your household is registered? Which borough in Taichung City, Dali District?	discrete	numeric-3.0	5841	0	-
34	q34	1.Where your household is registered? Which borough in Taoyuan City, Taoyuan District?	discrete	numeric-3.0	5841	0	-
35	q35	1.Where your household is registered? Which borough in Taoyuan City, Zhongli District?	discrete	numeric-3.0	5841	0	-

### Group Politics and Media

#	Name	Label	Type	Format	Valid	Invalid	Question
1	q36	2.Which TV news did you watch most often?	discrete	numeric-2.0	5841	0	-
2	q37	3.To what extent do you pay attention to the next year's presidential and legislative election?	discrete	numeric-2.0	5841	0	-

### Group Government Performance

#	Name	Label	Type	Format	Valid	Invalid	Question
1	q38	4.How satisfied are you with the performance of President Ma Ying-jeou over the last three years?	discrete	numeric-2.0	5841	0	-
2	q39	5.How satisfied are you with President Ma Ying-jeou's performance of handling the Cross-strait relations over the last three years?(R1, R3, R4, R5, R6)	discrete	numeric-2.0	5841	0	-

<b>Group Economic Evaluations</b>							
#	Name	Label	Type	Format	Valid	Invalid	Question
1	q40	6.After signing the Cross-strait economic Cooperation Framework Agreement(ECFA), do you think Taiwan's economy has gotten better, worse or is about the same?(R1, R4, R5, R6)	discrete	numeric-2.0	5841	0	-
2	q41	7.Would you say that over the past year, the state of the economy of Taiwan has gotten better, stayed about the same, or gotten worse? (R2)	discrete	numeric-2.0	5841	0	-
3	q42	8.Would you say that in the forthcoming year, the state of the economy of Taiwan will get better, stay about the same, or get worse?(R2)	discrete	numeric-2.0	5841	0	-
4	q43	9.Would you say that over the past year, your own household's economic condition has gotten better, stayed about the same, or gotten worse?(R2)	discrete	numeric-2.0	5841	0	-
5	q44	10.Would you say that in the forthcoming year, your own household's economic condition will get better, stay about the same, or get worse? (R2)	discrete	numeric-2.0	5841	0	-

<b>Group Legislator Performance</b>							
#	Name	Label	Type	Format	Valid	Invalid	Question
1	q45	11.Overall, which party's legislators do you think has performed better in this term?	discrete	numeric-2.0	5841	0	-
2	q51	17.How satisfied are you with the performance of the incumbent legislator in your district over the last three years?	discrete	numeric-2.0	5841	0	-

<b>Group Cognition of the electoral system</b>							
#	Name	Label	Type	Format	Valid	Invalid	Question
1	q46	12.Do you know how many legislators will be elected in your district?(R1, R3, R6)	discrete	numeric-2.0	5841	0	-
2	q47	13.Do you know, besides president ballot, how many ballots you can cast in this Legislative Election?(R1, R3, R6)	discrete	numeric-2.0	5841	0	-
3	q48	14.Do you know the threshold of the list vote that	discrete	numeric-2.0	5841	0	-

#	Name	Label	Type	Format	Valid	Invalid	Question
		a party must reach in order to participate in allocation of seats by party lists?(R1, R3, R6)					
4	q49	15.Do you know how long a term of the office is for the new legislators?(R1, R3, R6)	discrete	numeric-2.0	5841	0	-
5	q50	16.Do you know how many legislators are there in the current session of the Legislative Yuan?(R1, R3, R6)	discrete	numeric-3.0	5841	0	-

### Group Voting Participation

#	Name	Label	Type	Format	Valid	Invalid	Question
1	q52	18.Which district candidate would you vote for if the election were to be held tomorrow?(Yilan County)	discrete	numeric-2.0	5841	0	-
2	q53	18.Which district candidate would you vote for if the election were to be held tomorrow?(Hsinchu County)	discrete	numeric-2.0	5841	0	-
3	q54	18.Which district candidate would you vote for if the election were to be held tomorrow?(1st District, Miaoli County)	discrete	numeric-2.0	5841	0	-
4	q55	18.Which district candidate would you vote for if the election were to be held tomorrow?(2nd District, Miaoli County)	discrete	numeric-2.0	5841	0	-
5	q56	18.Which district candidate would you vote for if the election were to be held tomorrow?(1st District, Changhua County)	discrete	numeric-2.0	5841	0	-
6	q57	18.Which district candidate would you vote for if the election were to be held tomorrow?(2nd District, Changhua County)	discrete	numeric-2.0	5841	0	-
7	q58	18.Which district candidate would you vote for if the election were to be held tomorrow?(3rd District, Changhua County)	discrete	numeric-2.0	5841	0	-
8	q59	18.Which district candidate would you vote for if the election were to be held tomorrow?(4th District, Changhua County)	discrete	numeric-2.0	5841	0	-
9	q60	18.Which district candidate would you vote for if the election were to be held tomorrow?(1st District, Nantou County)	discrete	numeric-2.0	5841	0	-

#	Name	Label	Type	Format	Valid	Invalid	Question
10	q61	18.Which district candidate would you vote for if the election were to be held tomorrow?(2nd District, Nantou County)	discrete	numeric-2.0	5841	0	-
11	q62	18.Which district candidate would you vote for if the election were to be held tomorrow?(1st District, Yunlin County)	discrete	numeric-2.0	5841	0	-
12	q63	18.Which district candidate would you vote for if the election were to be held tomorrow?(2nd District, Yunlin County)	discrete	numeric-2.0	5841	0	-
13	q64	18.Which district candidate would you vote for if the election were to be held tomorrow?(1st District, Chiayi County)	discrete	numeric-2.0	5841	0	-
14	q65	18.Which district candidate would you vote for if the election were to be held tomorrow?(2nd District, Chiayi County)	discrete	numeric-2.0	5841	0	-
15	q66	18.Which district candidate would you vote for if the election were to be held tomorrow?(1st District, Pingtung County)	discrete	numeric-2.0	5841	0	-
16	q67	18.Which district candidate would you vote for if the election were to be held tomorrow?(2nd District, Pingtung County)	discrete	numeric-2.0	5841	0	-
17	q68	18.Which district candidate would you vote for if the election were to be held tomorrow?(3rd District, Pingtung County)	discrete	numeric-2.0	5841	0	-
18	q69	18.Which district candidate would you vote for if the election were to be held tomorrow?(Taitung County)	discrete	numeric-2.0	5841	0	-
19	q70	18.Which district candidate would you vote for if the election were to be held tomorrow?(Hualien County)	discrete	numeric-2.0	5841	0	-
20	q71	18.Which district candidate would you vote for if the election were to be held tomorrow?(Penghu County)	discrete	numeric-2.0	5841	0	-
21	q72	18.Which district candidate would you vote for if the election were to be held tomorrow?(Keelung City)	discrete	numeric-2.0	5841	0	-
22	q73	18.Which district candidate would you vote for if the election were to be held tomorrow?(Hsinchu City)	discrete	numeric-2.0	5841	0	-

#	Name	Label	Type	Format	Valid	Invalid	Question
23	q74	18.Which district candidate would you vote for if the election were to be held tomorrow?(Chiayi City)	discrete	numeric-2.0	5841	0	-
24	q75	18.Which district candidate would you vote for if the election were to be held tomorrow?(Kinmen County)	discrete	numeric-2.0	5841	0	-
25	q76	18.Which district candidate would you vote for if the election were to be held tomorrow?(Lienchiang County)	discrete	numeric-2.0	5841	0	-
26	q77	18.Which district candidate would you vote for if the election were to be held tomorrow?(1st District, Taipei City)	discrete	numeric-2.0	5841	0	-
27	q78	18.Which district candidate would you vote for if the election were to be held tomorrow?(2nd District, Taipei City)	discrete	numeric-2.0	5841	0	-
28	q79	18.Which district candidate would you vote for if the election were to be held tomorrow?(3rd District, Taipei City)	discrete	numeric-2.0	5841	0	-
29	q80	18.Which district candidate would you vote for if the election were to be held tomorrow?(4th District, Taipei City)	discrete	numeric-2.0	5841	0	-
30	q81	18.Which district candidate would you vote for if the election were to be held tomorrow?(5th District, Taipei City)	discrete	numeric-2.0	5841	0	-
31	q82	18.Which district candidate would you vote for if the election were to be held tomorrow?(6th District, Taipei City)	discrete	numeric-2.0	5841	0	-
32	q83	18.Which district candidate would you vote for if the election were to be held tomorrow?(7th District, Taipei City)	discrete	numeric-2.0	5841	0	-
33	q84	18.Which district candidate would you vote for if the election were to be held tomorrow?(8th District, Taipei City)	discrete	numeric-2.0	5841	0	-
34	q85	18.Which district candidate would you vote for if the election were to be held tomorrow?(1st District, Kaohsiung City)	discrete	numeric-2.0	5841	0	-
35	q86	18.Which district candidate would you vote for if the	discrete	numeric-2.0	5841	0	-

#	Name	Label	Type	Format	Valid	Invalid	Question
		election were to be held tomorrow?(2nd District, Kaohsiung City)					
36	q87	18.Which district candidate would you vote for if the election were to be held tomorrow?(3rd District, Kaohsiung City)	discrete	numeric-2.0	5841	0	-
37	q88	18.Which district candidate would you vote for if the election were to be held tomorrow?(4th District, Kaohsiung City)	discrete	numeric-2.0	5841	0	-
38	q89	18.Which district candidate would you vote for if the election were to be held tomorrow?(5th District, Kaohsiung City)	discrete	numeric-2.0	5841	0	-
39	q90	18.Which district candidate would you vote for if the election were to be held tomorrow?(6th District, Kaohsiung City)	discrete	numeric-2.0	5841	0	-
40	q91	18.Which district candidate would you vote for if the election were to be held tomorrow?(7th District, Kaohsiung City)	discrete	numeric-2.0	5841	0	-
41	q92	18.Which district candidate would you vote for if the election were to be held tomorrow?(8th District, Kaohsiung City)	discrete	numeric-2.0	5841	0	-
42	q93	18.Which district candidate would you vote for if the election were to be held tomorrow?(9th District, Kaohsiung City)	discrete	numeric-2.0	5841	0	-
43	q94	18.Which district candidate would you vote for if the election were to be held tomorrow?(1st District, New Taipei City)	discrete	numeric-2.0	5841	0	-
44	q95	18.Which district candidate would you vote for if the election were to be held tomorrow?(2nd District, New Taipei City)	discrete	numeric-2.0	5841	0	-
45	q96	18.Which district candidate would you vote for if the election were to be held tomorrow?(3rd District, New Taipei City)	discrete	numeric-2.0	5841	0	-
46	q97	18.Which district candidate would you vote for if the election were to be held tomorrow?(4th District, New Taipei City)	discrete	numeric-2.0	5841	0	-
47	q98	18.Which district candidate would you vote for if the	discrete	numeric-2.0	5841	0	-



#	Name	Label	Type	Format	Valid	Invalid	Question
		election were to be held tomorrow?(5th District, New Taipei City)					
48	q99	18.Which district candidate would you vote for if the election were to be held tomorrow?(6th District, New Taipei City)	discrete	numeric-2.0	5841	0	-
49	q100	18.Which district candidate would you vote for if the election were to be held tomorrow?(7th District, New Taipei City)	discrete	numeric-2.0	5841	0	-
50	q101	18.Which district candidate would you vote for if the election were to be held tomorrow?(8th District, New Taipei City)	discrete	numeric-2.0	5841	0	-
51	q102	18.Which district candidate would you vote for if the election were to be held tomorrow?(9th District, New Taipei City)	discrete	numeric-2.0	5841	0	-
52	q103	18.Which district candidate would you vote for if the election were to be held tomorrow?(10th District, New Taipei City)	discrete	numeric-2.0	5841	0	-
53	q104	18.Which district candidate would you vote for if the election were to be held tomorrow?(11th District, New Taipei City)	discrete	numeric-2.0	5841	0	-
54	q105	18.Which district candidate would you vote for if the election were to be held tomorrow?(12th District, New Taipei City)	discrete	numeric-2.0	5841	0	-
55	q106	18.Which district candidate would you vote for if the election were to be held tomorrow?(1st District, Taichung City)	discrete	numeric-2.0	5841	0	-
56	q107	18.Which district candidate would you vote for if the election were to be held tomorrow?(2nd District, Taichung City)	discrete	numeric-2.0	5841	0	-
57	q108	18.Which district candidate would you vote for if the election were to be held tomorrow?(3rd District, Taichung City)	discrete	numeric-2.0	5841	0	-
58	q109	18.Which district candidate would you vote for if the election were to be held tomorrow?(4th District, Taichung City)	discrete	numeric-2.0	5841	0	-
59	q110	18.Which district candidate would you vote for if the	discrete	numeric-2.0	5841	0	-

#	Name	Label	Type	Format	Valid	Invalid	Question
		election were to be held tomorrow?(5th District, Taichung City)					
60	q111	18.Which district candidate would you vote for if the election were to be held tomorrow?(6th District, Taichung City)	discrete	numeric-2.0	5841	0	-
61	q112	18.Which district candidate would you vote for if the election were to be held tomorrow?(7th District, Taichung City)	discrete	numeric-2.0	5841	0	-
62	q113	18.Which district candidate would you vote for if the election were to be held tomorrow?(8th District, Taichung City)	discrete	numeric-2.0	5841	0	-
63	q114	18.Which district candidate would you vote for if the election were to be held tomorrow?(1st District, Tainan City)	discrete	numeric-2.0	5841	0	-
64	q115	18.Which district candidate would you vote for if the election were to be held tomorrow?(2nd District, Tainan City)	discrete	numeric-2.0	5841	0	-
65	q116	18.Which district candidate would you vote for if the election were to be held tomorrow?(3rd District, Tainan City)	discrete	numeric-2.0	5841	0	-
66	q117	18.Which district candidate would you vote for if the election were to be held tomorrow?(4th District, Tainan City)	discrete	numeric-2.0	5841	0	-
67	q118	18.Which district candidate would you vote for if the election were to be held tomorrow?(5th District, Tainan City)	discrete	numeric-2.0	5841	0	-
68	q119	18.Which district candidate would you vote for if the election were to be held tomorrow?(1st District, Taoyuan City)	discrete	numeric-2.0	5841	0	-
69	q120	18.Which district candidate would you vote for if the election were to be held tomorrow?(2nd District, Taoyuan City)	discrete	numeric-2.0	5841	0	-
70	q121	18.Which district candidate would you vote for if the election were to be held tomorrow?(3rd District, Taoyuan City)	discrete	numeric-2.0	5841	0	-
71	q122	18.Which district candidate would you vote for if the	discrete	numeric-2.0	5841	0	-

#	Name	Label	Type	Format	Valid	Invalid	Question
		election were to be held tomorrow?(4th District, Taoyuan City)					
72	q123	18.Which district candidate would you vote for if the election were to be held tomorrow?(5th District, Taoyuan City)	discrete	numeric-2.0	5841	0	-
73	q124	18.Which district candidate would you vote for if the election were to be held tomorrow?(6th District, Taoyuan City)	discrete	numeric-2.0	5841	0	-
74	q125	18.Which district candidate would you vote for if the election were to be held tomorrow?(Plain Aborigines)	discrete	numeric-2.0	5841	0	-
75	q126	18.Which district candidate would you vote for if the election were to be held tomorrow?(Mountain Aborigines)	discrete	numeric-2.0	5841	0	-
76	q127	19.In the last(2012) legislative election, which party's district candidate did you vote for?	discrete	numeric-2.0	5841	0	-
77	q128	20.In this legislative election, which party's party-list will you vote for?	discrete	numeric-2.0	5841	0	-
78	q129	21.In the last(2012) legislative election, which party's party-list did you vote for?	discrete	numeric-2.0	5841	0	-
79	q136	25.Which presidential candidate would you vote for if the election were to be held tomorrow?	discrete	numeric-2.0	5841	0	-
80	q137	26.Which presidential candidate do you think are more likely to be elected?	discrete	numeric-2.0	5841	0	-
81	q138	27.In the last(2012) Presidential Election, who did you vote for?	discrete	numeric-2.0	5841	0	-

### Group Candidate's Image

#	Name	Label	Type	Format	Valid	Invalid	Question
1	q130	22.Your feeling toward presidential candidates. How would you rate Chu, Li-Luan using a 0-to-10 scale?	discrete	numeric-2.0	5841	0	-
2	q131	23.Your feeling toward presidential candidates. How would you rate Tsai, Ing-wen using a 0-to-10 scale?	discrete	numeric-2.0	5841	0	-
3	q132	24.Your feeling toward presidential candidates. How	discrete	numeric-2.0	5841	0	-

#	Name	Label	Type	Format	Valid	Invalid	Question
		would you rate Soong, James using a 0-to-10 scale?					
4	q133	N1. Your feeling toward vice presidential candidates. How would you rate Wang, Ju-Hsuan using a 0-to-10 scale? (R2, R4)	discrete	numeric-2.0	5841	0	-
5	q134	N2. Your feeling toward vice presidential candidates. How would you rate Chen, Chien-Jen using a 0-to-10 scale? (R2, R4)	discrete	numeric-2.0	5841	0	-
6	q135	N3. Your feeling toward vice presidential candidates. How would you rate Hsu, Hsin-Ying using a 0-to-10 scale? (R2, R4)	discrete	numeric-2.0	5841	0	-

### Group Social issues

#	Name	Label	Type	Format	Valid	Invalid	Question
1	q139	I1. About the Pension System, which one do you agree? Is to increase tax to maintain the current pension system or to reduce the retirement benefit?(R3)	discrete	numeric-2.0	5841	0	-
2	q143	A1. The leaders of the two sides of Taiwan Strait met in Singapore in November last year. General speaking, do you think this meeting had either a positive or negative impact on the future development of Taiwan?	discrete	numeric-2.0	5841	0	-
3	q144	A2. Regarding the issue of Cross-Strait negotiation, some people say that we should continue using the 1992 Consensus as the basis of Cross-Strait negotiation while other people say we should reject the 1992 Consensus. Which do you agree with?	discrete	numeric-2.0	5841	0	-

### Group Presidential candidates' debates and performance

#	Name	Label	Type	Format	Valid	Invalid	Question
1	q140	D6. The second televised presidential debate was held in the afternoon on January 2nd. Which presidential candidate do you think performed better?(R6)	discrete	numeric-2.0	5841	0	-
2	q145	D1. The televised presidential debate was held in the afternoon on December 27th. Which presidential candidate	discrete	numeric-2.0	5841	0	-

#	Name	Label	Type	Format	Valid	Invalid	Question
		do you think performed better?(R4, R5)					
3	q146	D2.The televised vice presidential debate was held in the afternoon on December 26th, which vice presidential candidate do you think performed better?(R4, R5)	discrete	numeric-2.0	5841	0	-
4	q147	D3.Have you watched the televised presidential debate? (R4, R5)	discrete	numeric-2.0	5841	0	-
5	q148_1	D4.Which televised presidential debate have you watched? (multiple responses permitted)(R4, R5)	discrete	numeric-2.0	5841	0	-
6	q148_2	D4.Which televised presidential debate have you watched? (multiple responses permitted)(R4, R5)	discrete	numeric-2.0	5841	0	-
7	q148_3	D4.Which televised presidential debate have you watched? (multiple responses permitted)(R4, R5)	discrete	numeric-2.0	5841	0	-
8	q149	D5.Overall, which presidential candidate do you think performed better?(R4, R5)	discrete	numeric-2.0	5841	0	-

### Group Position on Unification and Independence

#	Name	Label	Type	Format	Valid	Invalid	Question
1	q150	28.Concerning the relationship between Taiwan and mainland China, which of the following six positions do you agree with?	discrete	numeric-2.0	5841	0	-

### Group Party Identification

#	Name	Label	Type	Format	Valid	Invalid	Question
1	q151	29.Among all political parties in our country, which party do you think of yourself as leaning toward?	discrete	numeric-2.0	5841	0	-
2	q152	29a.Do you lean very strongly or somewhat?	discrete	numeric-2.0	5841	0	-
3	q153	29b.Relatively speaking, do you lean toward any political party?	discrete	numeric-2.0	5841	0	-

### Group Taiwanese/Chinese Identification

#	Name	Label	Type	Format	Valid	Invalid	Question
1	q154	30.In Taiwan, some people think they are Taiwanese. There are also some people who think that they are	discrete	numeric-2.0	5841	0	-

#	Name	Label	Type	Format	Valid	Invalid	Question
		Chinese. Do you consider yourself as Taiwanese, Chinese or both?					

### Group Personal Data

#	Name	Label	Type	Format	Valid	Invalid	Question
1	q155	31.Year of birth	discrete	numeric-2.0	5841	0	-
2	q156	32.Education level	discrete	numeric-2.0	5841	0	-
3	q157	33.Father's ethnic background	discrete	numeric-2.0	5841	0	-
4	q158	34.Mother's ethnic background	discrete	numeric-2.0	5841	0	-
5	q159	35.Main occupation of respondent	discrete	numeric-3.0	5841	0	-
6	q160	35a.Main occupation of respondent's spouse	discrete	numeric-3.0	5841	0	-
7	q161	35b.Main occupation of respondent before retirement or unemployment	discrete	numeric-3.0	5841	0	-
8	q162	M1.How many telephone lines does your household have? (only those used for voice communications)(R1, R3, R6)	discrete	numeric-2.0	5841	0	-
9	q163	M2.Do you use cell phone? (R1, R3, R6)	discrete	numeric-2.0	5841	0	-
10	q164	M2a.Do you transfer any of your calls from the land-line phone to your cell phone? (R1)	discrete	numeric-2.0	5841	0	-
11	q165	M3.Finally, our teacher is interested in the internet usage in Taiwan, may you provide us our most frequently used e-mail?(R2, R4, R5)	discrete	numeric-2.0	5841	0	-
12	q166	36.Respondent's gender	discrete	numeric-1.0	5841	0	-
13	q167	37.Language used to conduct interview	discrete	numeric-1.0	5841	0	-

### Group New variables

#	Name	Label	Type	Format	Valid	Invalid	Question
1	nq46	Do you know how many legislators will be elected in your district?(R1, R3, R6)	discrete	numeric-2.0	5841	0	-
2	nq47	Do you know, besides president ballot, how many ballots you can cast in this Legislative Election?(R1, R3, R6)	discrete	numeric-2.0	5841	0	-
3	nq48	Do you know the threshold of the list vote that a party must reach in order to	discrete	numeric-2.0	5841	0	-

#	Name	Label	Type	Format	Valid	Invalid	Question
		participate in allocation of seats by party lists?(R1, R3, R6)					
4	nq49	Do you know how long a term of the office is for the new legislators?(R1, R3, R6)	discrete	numeric-2.0	5841	0	-
5	nq50	Do you know how many legislators are there in the current session of the Legislative Yuan?(R1, R3, R6)	discrete	numeric-3.0	5841	0	-
6	sex	Sex	discrete	numeric-1.0	5841	0	-
7	age	Age	discrete	numeric-1.0	5841	0	-
8	edu	Education	discrete	numeric-1.0	5841	0	-
9	sengi	Father's ethnic background	discrete	numeric-1.0	5841	0	-
10	masengi	Mother's ethnic background	discrete	numeric-1.0	5841	0	-
11	partyid	Party identification	discrete	numeric-1.0	5841	0	-
12	party	Party support	discrete	numeric-2.0	5841	0	-
13	career	Occupation5	discrete	numeric-1.0	5841	0	-
14	career8	Occupation8	discrete	numeric-1.0	5841	0	-
15	arear	Area	discrete	numeric-1.0	5841	0	-
16	tondu	Position on unification and independence	discrete	numeric-1.0	5841	0	-
17	cand	Candidate voting choice	discrete	numeric-6.0	5841	0	-
18	vt_dtc	Candidate voting choice(party)	discrete	numeric-6.0	5841	0	-
19	wave	wave	discrete	numeric-1.0	5841	0	-
20	e_dist	voter's elector district	discrete	numeric-4.0	5841	0	-

### Group Weight

#	Name	Label	Type	Format	Valid	Invalid	Question
1	w1	1st wave weight	discrete	numeric-8.5	980	4861	-
2	w2	2nd wave weight	discrete	numeric-8.5	984	4857	-
3	w3	3rd wave weight	continuous	numeric-8.5	995	4846	-
4	w4	4th wave weight	discrete	numeric-8.5	946	4895	-
5	w5	5th wave weight	discrete	numeric-8.5	980	4861	-
6	w6	6th wave weight	discrete	numeric-8.5	956	4885	-
7	w	combined wave weight	continuous	numeric-8.5	5841	0	-

### Group Independence

Subgroup(s)	
	Sample Information , Registered household , Politics and Media , Government Performance , Economic Evaluations , Legislator Performance , Cognition of the electoral system , Voting Participation , Candidate's Image , Social issues , Presidential candidates' debates and performance , Position on Unification and Independence , Party Identification , Taiwanese/Chinese Identification , Personal Data , New variables , Weight

<b>Group Sample Information</b>							
#	Name	Label	Type	Format	Valid	Invalid	Question
1	id_all	identified number	continuous	numeric-13.0	5841	0	-
2	date	day	continuous	numeric-6.0	5841	0	-
3	btime	start time	continuous	numeric-6.0	5841	0	-
4	etime	ending time	continuous	numeric-6.0	5841	0	-

<b>Group Registered household</b>							
#	Name	Label	Type	Format	Valid	Invalid	Question
1	q1	1.Please tell me where your household is registered?	discrete	numeric-2.0	5841	0	-
2	q2	1.Where your household is registered? Which township or city in Yi Lan County?	discrete	numeric-2.0	5841	0	-
3	q3	1.Where your household is registered? Which township or city in Hsinchu County?	discrete	numeric-2.0	5841	0	-
4	q4	1.Where your household is registered? Which township or city in Miaoli County?	discrete	numeric-2.0	5841	0	-
5	q5	1.Where your household is registered? Which township or city in Changhua County?	discrete	numeric-2.0	5841	0	-
6	q6	1.Where your household is registered? Which township or city in Nantou County?	discrete	numeric-2.0	5841	0	-
7	q7	1.Where your household is registered? Which township or city in Yunlin County?	discrete	numeric-2.0	5841	0	-
8	q8	1.Where your household is registered? Which township or city in Chiayi County?	discrete	numeric-2.0	5841	0	-
9	q9	1.Where your household is registered? Which township or city in Pingtung County?	discrete	numeric-2.0	5841	0	-
10	q10	1.Where your household is registered? Which township or city in Taitung County?	discrete	numeric-2.0	5841	0	-
11	q11	1.Where your household is registered? Which township or city in Hualien County?	discrete	numeric-2.0	5841	0	-
12	q12	1.Where your household is registered? Which township or city in Penghu County?	discrete	numeric-2.0	5841	0	-
13	q13	1.Where your household is registered? Which district in Keelung City?	discrete	numeric-2.0	5841	0	-
14	q14	1.Where your household is registered? Which district in Hsinchu City?	discrete	numeric-2.0	5841	0	-
15	q15	1.Where your household is registered? Which district in Chiayi City?	discrete	numeric-2.0	5841	0	-



#	Name	Label	Type	Format	Valid	Invalid	Question
16	q16	1.Where your household is registered? Which district in Taipei City?	discrete	numeric-2.0	5841	0	-
17	q17	1.Where your household is registered? Which district in Kaohsiung City?	discrete	numeric-2.0	5841	0	-
18	q18	1.Where your household is registered? Which district in New Taipei City?	discrete	numeric-2.0	5841	0	-
19	q19	1.Where your household is registered? Which district in Taichung City?	discrete	numeric-2.0	5841	0	-
20	q20	1.Where your household is registered? Which district in Tainan City?	discrete	numeric-2.0	5841	0	-
21	q21	1.Where your household is registered? Which district in Taoyuan City?	discrete	numeric-2.0	5841	0	-
22	q22	1.Where your household is registered? Which township or city in Kinmen County?	discrete	numeric-2.0	5841	0	-
23	q23	1.Where your household is registered? Which township or city in Lienchiang County?	discrete	numeric-2.0	5841	0	-
24	q24	1.Where your household is registered? Which borough in Taipei City, Song Shan District?	discrete	numeric-3.0	5841	0	-
25	q25	1.Where your household is registered? Which borough in Taipei City, Zhong Zheng District?	discrete	numeric-3.0	5841	0	-
26	q26	1.Where your household is registered? Which borough in Taipei City, Shi Lin District?	discrete	numeric-3.0	5841	0	-
27	q27	1.Where your household is registered? Which borough in Kaohsiung City, San Min District?	discrete	numeric-3.0	5841	0	-
28	q28	1.Where your household is registered? Which borough in Kaohsiung City, Qian Zhen District?	discrete	numeric-3.0	5841	0	-
29	q29	1.Where your household is registered? Which borough in New Taipei City, Ban Qiao District?	discrete	numeric-3.0	5841	0	-
30	q30	1.Where your household is registered? Which borough in New Taipei City, San Zhong District?	discrete	numeric-3.0	5841	0	-
31	q31	1.Where your household is registered? Which borough in New Taipei City, Zhong He District?	discrete	numeric-3.0	5841	0	-

#	Name	Label	Type	Format	Valid	Invalid	Question
32	q32	1.Where your household is registered? Which borough in New Taipei City, Xin Zhuang District?	discrete	numeric-3.0	5841	0	-
33	q33	1.Where your household is registered? Which borough in Taichung City, Dali District?	discrete	numeric-3.0	5841	0	-
34	q34	1.Where your household is registered? Which borough in Taoyuan City, Taoyuan District?	discrete	numeric-3.0	5841	0	-
35	q35	1.Where your household is registered? Which borough in Taoyuan City, Zhongli District?	discrete	numeric-3.0	5841	0	-

### Group Politics and Media

#	Name	Label	Type	Format	Valid	Invalid	Question
1	q36	2.Which TV news did you watch most often?	discrete	numeric-2.0	5841	0	-
2	q37	3.To what extent do you pay attention to the next year's presidential and legislative election?	discrete	numeric-2.0	5841	0	-

### Group Government Performance

#	Name	Label	Type	Format	Valid	Invalid	Question
1	q38	4.How satisfied are you with the performance of President Ma Ying-jeou over the last three years?	discrete	numeric-2.0	5841	0	-
2	q39	5.How satisfied are you with President Ma Ying-jeou's performance of handling the Cross-strait relations over the last three years?(R1, R3, R4, R5, R6)	discrete	numeric-2.0	5841	0	-

### Group Economic Evaluations

#	Name	Label	Type	Format	Valid	Invalid	Question
1	q40	6.After signing the Cross-strait economic Cooperation Framework Agreement(ECFA), do you think Taiwan's economy has gotten better, worse or is about the same?(R1, R4, R5, R6)	discrete	numeric-2.0	5841	0	-
2	q41	7.Would you say that over the past year, the state of the economy of Taiwan has gotten better, stayed about the same, or gotten worse? (R2)	discrete	numeric-2.0	5841	0	-

#	Name	Label	Type	Format	Valid	Invalid	Question
3	q42	8.Would you say that in the forthcoming year, the state of the economy of Taiwan will get better, stay about the same, or get worse?(R2)	discrete	numeric-2.0	5841	0	-
4	q43	9.Would you say that over the past year, your own household's economic condition has gotten better, stayed about the same, or gotten worse?(R2)	discrete	numeric-2.0	5841	0	-
5	q44	10.Would you say that in the forthcoming year, your own household's economic condition will get better, stay about the same, or get worse? (R2)	discrete	numeric-2.0	5841	0	-

### Group Legislator Performance

#	Name	Label	Type	Format	Valid	Invalid	Question
1	q45	11.Overall, which party's legislators do you think has performed better in this term?	discrete	numeric-2.0	5841	0	-
2	q51	17.How satisfied are you with the performance of the incumbent legislator in your district over the last three years?	discrete	numeric-2.0	5841	0	-

### Group Cognition of the electoral system

#	Name	Label	Type	Format	Valid	Invalid	Question
1	q46	12.Do you know how many legislators will be elected in your district?(R1, R3, R6)	discrete	numeric-2.0	5841	0	-
2	q47	13.Do you know, besides president ballot, how many ballots you can cast in this Legislative Election?(R1, R3, R6)	discrete	numeric-2.0	5841	0	-
3	q48	14.Do you know the threshold of the list vote that a party must reach in order to participate in allocation of seats by party lists?(R1, R3, R6)	discrete	numeric-2.0	5841	0	-
4	q49	15.Do you know how long a term of the office is for the new legislators?(R1, R3, R6)	discrete	numeric-2.0	5841	0	-
5	q50	16.Do you know how many legislators are there in the current session of the Legislative Yuan?(R1, R3, R6)	discrete	numeric-3.0	5841	0	-

### Group Voting Participation

#	Name	Label	Type	Format	Valid	Invalid	Question
1	q52	18.Which district candidate would you vote for if the election were to be held tomorrow?(Yilan County)	discrete	numeric-2.0	5841	0	-
2	q53	18.Which district candidate would you vote for if the election were to be held tomorrow?(Hsinchu County)	discrete	numeric-2.0	5841	0	-
3	q54	18.Which district candidate would you vote for if the election were to be held tomorrow?(1st District, Miaoli County)	discrete	numeric-2.0	5841	0	-
4	q55	18.Which district candidate would you vote for if the election were to be held tomorrow?(2nd District, Miaoli County)	discrete	numeric-2.0	5841	0	-
5	q56	18.Which district candidate would you vote for if the election were to be held tomorrow?(1st District, Changhua County)	discrete	numeric-2.0	5841	0	-
6	q57	18.Which district candidate would you vote for if the election were to be held tomorrow?(2nd District, Changhua County)	discrete	numeric-2.0	5841	0	-
7	q58	18.Which district candidate would you vote for if the election were to be held tomorrow?(3rd District, Changhua County)	discrete	numeric-2.0	5841	0	-
8	q59	18.Which district candidate would you vote for if the election were to be held tomorrow?(4th District, Changhua County)	discrete	numeric-2.0	5841	0	-
9	q60	18.Which district candidate would you vote for if the election were to be held tomorrow?(1st District, Nantou County)	discrete	numeric-2.0	5841	0	-
10	q61	18.Which district candidate would you vote for if the election were to be held tomorrow?(2nd District, Nantou County)	discrete	numeric-2.0	5841	0	-
11	q62	18.Which district candidate would you vote for if the election were to be held tomorrow?(1st District, Yunlin County)	discrete	numeric-2.0	5841	0	-
12	q63	18.Which district candidate would you vote for if the election were to be held tomorrow?(2nd District, Yunlin County)	discrete	numeric-2.0	5841	0	-
13	q64	18.Which district candidate would you vote for if the	discrete	numeric-2.0	5841	0	-

#	Name	Label	Type	Format	Valid	Invalid	Question
		election were to be held tomorrow?(1st District, Chiayi County)					
14	q65	18.Which district candidate would you vote for if the election were to be held tomorrow?(2nd District, Chiayi County)	discrete	numeric-2.0	5841	0	-
15	q66	18.Which district candidate would you vote for if the election were to be held tomorrow?(1st District, Pingtung County)	discrete	numeric-2.0	5841	0	-
16	q67	18.Which district candidate would you vote for if the election were to be held tomorrow?(2nd District, Pingtung County)	discrete	numeric-2.0	5841	0	-
17	q68	18.Which district candidate would you vote for if the election were to be held tomorrow?(3rd District, Pingtung County)	discrete	numeric-2.0	5841	0	-
18	q69	18.Which district candidate would you vote for if the election were to be held tomorrow?(Taitung County)	discrete	numeric-2.0	5841	0	-
19	q70	18.Which district candidate would you vote for if the election were to be held tomorrow?(Hualien County)	discrete	numeric-2.0	5841	0	-
20	q71	18.Which district candidate would you vote for if the election were to be held tomorrow?(Penghu County)	discrete	numeric-2.0	5841	0	-
21	q72	18.Which district candidate would you vote for if the election were to be held tomorrow?(Keelung City)	discrete	numeric-2.0	5841	0	-
22	q73	18.Which district candidate would you vote for if the election were to be held tomorrow?(Hsinchu City)	discrete	numeric-2.0	5841	0	-
23	q74	18.Which district candidate would you vote for if the election were to be held tomorrow?(Chiayi City)	discrete	numeric-2.0	5841	0	-
24	q75	18.Which district candidate would you vote for if the election were to be held tomorrow?(Kinmen County)	discrete	numeric-2.0	5841	0	-
25	q76	18.Which district candidate would you vote for if the election were to be held tomorrow?(Lienchiang County)	discrete	numeric-2.0	5841	0	-
26	q77	18.Which district candidate would you vote for if the election were to be held	discrete	numeric-2.0	5841	0	-

#	Name	Label	Type	Format	Valid	Invalid	Question
		tomorrow?(1st District, Taipei City)					
27	q78	18.Which district candidate would you vote for if the election were to be held tomorrow?(2nd District, Taipei City)	discrete	numeric-2.0	5841	0	-
28	q79	18.Which district candidate would you vote for if the election were to be held tomorrow?(3rd District, Taipei City)	discrete	numeric-2.0	5841	0	-
29	q80	18.Which district candidate would you vote for if the election were to be held tomorrow?(4th District, Taipei City)	discrete	numeric-2.0	5841	0	-
30	q81	18.Which district candidate would you vote for if the election were to be held tomorrow?(5th District, Taipei City)	discrete	numeric-2.0	5841	0	-
31	q82	18.Which district candidate would you vote for if the election were to be held tomorrow?(6th District, Taipei City)	discrete	numeric-2.0	5841	0	-
32	q83	18.Which district candidate would you vote for if the election were to be held tomorrow?(7th District, Taipei City)	discrete	numeric-2.0	5841	0	-
33	q84	18.Which district candidate would you vote for if the election were to be held tomorrow?(8th District, Taipei City)	discrete	numeric-2.0	5841	0	-
34	q85	18.Which district candidate would you vote for if the election were to be held tomorrow?(1st District, Kaohsiung City)	discrete	numeric-2.0	5841	0	-
35	q86	18.Which district candidate would you vote for if the election were to be held tomorrow?(2nd District, Kaohsiung City)	discrete	numeric-2.0	5841	0	-
36	q87	18.Which district candidate would you vote for if the election were to be held tomorrow?(3rd District, Kaohsiung City)	discrete	numeric-2.0	5841	0	-
37	q88	18.Which district candidate would you vote for if the election were to be held tomorrow?(4th District, Kaohsiung City)	discrete	numeric-2.0	5841	0	-
38	q89	18.Which district candidate would you vote for if the election were to be held	discrete	numeric-2.0	5841	0	-

#	Name	Label	Type	Format	Valid	Invalid	Question
		tomorrow?(5th District, Kaohsiung City)					
39	q90	18.Which district candidate would you vote for if the election were to be held tomorrow?(6th District, Kaohsiung City)	discrete	numeric-2.0	5841	0	-
40	q91	18.Which district candidate would you vote for if the election were to be held tomorrow?(7th District, Kaohsiung City)	discrete	numeric-2.0	5841	0	-
41	q92	18.Which district candidate would you vote for if the election were to be held tomorrow?(8th District, Kaohsiung City)	discrete	numeric-2.0	5841	0	-
42	q93	18.Which district candidate would you vote for if the election were to be held tomorrow?(9th District, Kaohsiung City)	discrete	numeric-2.0	5841	0	-
43	q94	18.Which district candidate would you vote for if the election were to be held tomorrow?(1st District, New Taipei City)	discrete	numeric-2.0	5841	0	-
44	q95	18.Which district candidate would you vote for if the election were to be held tomorrow?(2nd District, New Taipei City)	discrete	numeric-2.0	5841	0	-
45	q96	18.Which district candidate would you vote for if the election were to be held tomorrow?(3rd District, New Taipei City)	discrete	numeric-2.0	5841	0	-
46	q97	18.Which district candidate would you vote for if the election were to be held tomorrow?(4th District, New Taipei City)	discrete	numeric-2.0	5841	0	-
47	q98	18.Which district candidate would you vote for if the election were to be held tomorrow?(5th District, New Taipei City)	discrete	numeric-2.0	5841	0	-
48	q99	18.Which district candidate would you vote for if the election were to be held tomorrow?(6th District, New Taipei City)	discrete	numeric-2.0	5841	0	-
49	q100	18.Which district candidate would you vote for if the election were to be held tomorrow?(7th District, New Taipei City)	discrete	numeric-2.0	5841	0	-
50	q101	18.Which district candidate would you vote for if the election were to be held	discrete	numeric-2.0	5841	0	-

#	Name	Label	Type	Format	Valid	Invalid	Question
		tomorrow?(8th District, New Taipei City)					
51	q102	18.Which district candidate would you vote for if the election were to be held tomorrow?(9th District, New Taipei City)	discrete	numeric-2.0	5841	0	-
52	q103	18.Which district candidate would you vote for if the election were to be held tomorrow?(10th District, New Taipei City)	discrete	numeric-2.0	5841	0	-
53	q104	18.Which district candidate would you vote for if the election were to be held tomorrow?(11th District, New Taipei City)	discrete	numeric-2.0	5841	0	-
54	q105	18.Which district candidate would you vote for if the election were to be held tomorrow?(12th District, New Taipei City)	discrete	numeric-2.0	5841	0	-
55	q106	18.Which district candidate would you vote for if the election were to be held tomorrow?(1st District, Taichung City)	discrete	numeric-2.0	5841	0	-
56	q107	18.Which district candidate would you vote for if the election were to be held tomorrow?(2nd District, Taichung City)	discrete	numeric-2.0	5841	0	-
57	q108	18.Which district candidate would you vote for if the election were to be held tomorrow?(3rd District, Taichung City)	discrete	numeric-2.0	5841	0	-
58	q109	18.Which district candidate would you vote for if the election were to be held tomorrow?(4th District, Taichung City)	discrete	numeric-2.0	5841	0	-
59	q110	18.Which district candidate would you vote for if the election were to be held tomorrow?(5th District, Taichung City)	discrete	numeric-2.0	5841	0	-
60	q111	18.Which district candidate would you vote for if the election were to be held tomorrow?(6th District, Taichung City)	discrete	numeric-2.0	5841	0	-
61	q112	18.Which district candidate would you vote for if the election were to be held tomorrow?(7th District, Taichung City)	discrete	numeric-2.0	5841	0	-
62	q113	18.Which district candidate would you vote for if the election were to be held	discrete	numeric-2.0	5841	0	-



#	Name	Label	Type	Format	Valid	Invalid	Question
		tomorrow?(8th District, Taichung City)					
63	q114	18.Which district candidate would you vote for if the election were to be held tomorrow?(1st District, Tainan City)	discrete	numeric-2.0	5841	0	-
64	q115	18.Which district candidate would you vote for if the election were to be held tomorrow?(2nd District, Tainan City)	discrete	numeric-2.0	5841	0	-
65	q116	18.Which district candidate would you vote for if the election were to be held tomorrow?(3rd District, Tainan City)	discrete	numeric-2.0	5841	0	-
66	q117	18.Which district candidate would you vote for if the election were to be held tomorrow?(4th District, Tainan City)	discrete	numeric-2.0	5841	0	-
67	q118	18.Which district candidate would you vote for if the election were to be held tomorrow?(5th District, Tainan City)	discrete	numeric-2.0	5841	0	-
68	q119	18.Which district candidate would you vote for if the election were to be held tomorrow?(1st District, Taoyuan City)	discrete	numeric-2.0	5841	0	-
69	q120	18.Which district candidate would you vote for if the election were to be held tomorrow?(2nd District, Taoyuan City)	discrete	numeric-2.0	5841	0	-
70	q121	18.Which district candidate would you vote for if the election were to be held tomorrow?(3rd District, Taoyuan City)	discrete	numeric-2.0	5841	0	-
71	q122	18.Which district candidate would you vote for if the election were to be held tomorrow?(4th District, Taoyuan City)	discrete	numeric-2.0	5841	0	-
72	q123	18.Which district candidate would you vote for if the election were to be held tomorrow?(5th District, Taoyuan City)	discrete	numeric-2.0	5841	0	-
73	q124	18.Which district candidate would you vote for if the election were to be held tomorrow?(6th District, Taoyuan City)	discrete	numeric-2.0	5841	0	-
74	q125	18.Which district candidate would you vote for if the	discrete	numeric-2.0	5841	0	-

#	Name	Label	Type	Format	Valid	Invalid	Question
		election were to be held tomorrow?(Plain Aborigines)					
75	q126	18.Which district candidate would you vote for if the election were to be held tomorrow?(Mountain Aborigines)	discrete	numeric-2.0	5841	0	-
76	q127	19.In the last(2012) legislative election, which party's district candidate did you vote for?	discrete	numeric-2.0	5841	0	-
77	q128	20.In this legislative election, which party's party-list will you vote for?	discrete	numeric-2.0	5841	0	-
78	q129	21.In the last(2012) legislative election, which party's party-list did you vote for?	discrete	numeric-2.0	5841	0	-
79	q136	25.Which presidential candidate would you vote for if the election were to be held tomorrow?	discrete	numeric-2.0	5841	0	-
80	q137	26.Which presidential candidate do you think are more likely to be elected?	discrete	numeric-2.0	5841	0	-
81	q138	27.In the last(2012) Presidential Election, who did you vote for?	discrete	numeric-2.0	5841	0	-

### Group Candidate's Image

#	Name	Label	Type	Format	Valid	Invalid	Question
1	q130	22.Your feeling toward presidential candidates. How would you rate Chu, Li-Luan using a 0-to-10 scale?	discrete	numeric-2.0	5841	0	-
2	q131	23.Your feeling toward presidential candidates. How would you rate Tsai, Ing-wen using a 0-to-10 scale?	discrete	numeric-2.0	5841	0	-
3	q132	24.Your feeling toward presidential candidates. How would you rate Soong, James using a 0-to-10 scale?	discrete	numeric-2.0	5841	0	-
4	q133	N1.Your feeling toward vice presidential candidates. How would you rate Wang, Ju-Hsuan using a 0-to-10 scale? (R2, R4)	discrete	numeric-2.0	5841	0	-
5	q134	N2.Your feeling toward vice presidential candidates. How would you rate Chen, Chien-Jen using a 0-to-10 scale? (R2, R4)	discrete	numeric-2.0	5841	0	-
6	q135	N3.Your feeling toward vice presidential candidates. How would you rate Hsu, Hsin-	discrete	numeric-2.0	5841	0	-

#	Name	Label	Type	Format	Valid	Invalid	Question
		Ying using a 0-to-10 scale? (R2, R4)					

### Group Social issues

#	Name	Label	Type	Format	Valid	Invalid	Question
1	q139	I1.About the Pension System, which one do you agree? Is to increase tax to maintain the current pension system or to reduce the retirement benefit?(R3)	discrete	numeric-2.0	5841	0	-
2	q143	A1.The leaders of the two sides of Taiwan Strait met in Singapore in November last year. General speaking, do you think this meeting had either a positive or negative impact on the future development of Taiwan?	discrete	numeric-2.0	5841	0	-
3	q144	A2.Regarding the issue of Cross-Strait negotiation, some people say that we should continue using the 1992 Consensus as the basis of Cross-Strait negotiation while other people say we should reject the 1992 Consensus. Which do you agree with?	discrete	numeric-2.0	5841	0	-

### Group Presidential candidates' debates and performance

#	Name	Label	Type	Format	Valid	Invalid	Question
1	q140	D6.The second televised presidential debate was held in the afternoon on January 2nd. Which presidential candidate do you think performed better?(R6)	discrete	numeric-2.0	5841	0	-
2	q145	D1.The televised presidential debate was held in the afternoon on December 27th. Which presidential candidate do you think performed better?(R4, R5)	discrete	numeric-2.0	5841	0	-
3	q146	D2.The televised vice presidential debate was held in the afternoon on December 26th, which vice presidential candidate do you think performed better?(R4, R5)	discrete	numeric-2.0	5841	0	-
4	q147	D3.Have you watched the televised presidential debate? (R4, R5)	discrete	numeric-2.0	5841	0	-
5	q148_1	D4.Which televised presidential debate have you watched?(multiple responses permitted)(R4, R5)	discrete	numeric-2.0	5841	0	-

#	Name	Label	Type	Format	Valid	Invalid	Question
6	q148_2	D4.Which televised presidential debate have you watched?(multiple responses permitted)(R4, R5)	discrete	numeric-2.0	5841	0	-
7	q148_3	D4.Which televised presidential debate have you watched?(multiple responses permitted)(R4, R5)	discrete	numeric-2.0	5841	0	-
8	q149	D5.Overall, which presidential candidate do you think performed better?(R4, R5)	discrete	numeric-2.0	5841	0	-

### Group Position on Unification and Independence

#	Name	Label	Type	Format	Valid	Invalid	Question
1	q150	28.Concerning the relationship between Taiwan and mainland China, which of the following six positions do you agree with?	discrete	numeric-2.0	5841	0	-

### Group Party Identification

#	Name	Label	Type	Format	Valid	Invalid	Question
1	q151	29.Among all political parties in our country, which party do you think of yourself as leaning toward?	discrete	numeric-2.0	5841	0	-
2	q152	29a.Do you lean very strongly or somewhat?	discrete	numeric-2.0	5841	0	-
3	q153	29b.Relatively speaking, do you lean toward any political party?	discrete	numeric-2.0	5841	0	-

### Group Taiwanese/Chinese Identification

#	Name	Label	Type	Format	Valid	Invalid	Question
1	q154	30.In Taiwan, some people think they are Taiwanese. There are also some people who think that they are Chinese. Do you consider yourself as Taiwanese, Chinese or both?	discrete	numeric-2.0	5841	0	-

### Group Personal Data

#	Name	Label	Type	Format	Valid	Invalid	Question
1	q155	31.Year of birth	discrete	numeric-2.0	5841	0	-
2	q156	32.Education level	discrete	numeric-2.0	5841	0	-
3	q157	33.Father's ethnic background	discrete	numeric-2.0	5841	0	-
4	q158	34.Mother's ethnic background	discrete	numeric-2.0	5841	0	-

#	Name	Label	Type	Format	Valid	Invalid	Question
5	q159	35.Main occupation of respondent	discrete	numeric-3.0	5841	0	-
6	q160	35a.Main occupation of respondent's spouse	discrete	numeric-3.0	5841	0	-
7	q161	35b.Main occupation of respondent before retirement or unemployment	discrete	numeric-3.0	5841	0	-
8	q162	M1.How many telephone lines does your household have?(only those used for voice communications)(R1, R3, R6)	discrete	numeric-2.0	5841	0	-
9	q163	M2.Do you use cell phone? (R1, R3, R6)	discrete	numeric-2.0	5841	0	-
10	q164	M2a.Do you transfer any of your calls from the land-line phone to your cell phone? (R1)	discrete	numeric-2.0	5841	0	-
11	q165	M3.Finally, our teacher is interested in the internet usage in Taiwan, may you provide us our most frequently used e-mail?(R2, R4, R5)	discrete	numeric-2.0	5841	0	-
12	q166	36.Respondent's gender	discrete	numeric-1.0	5841	0	-
13	q167	37.Language used to conduct interview	discrete	numeric-1.0	5841	0	-

### Group New variables

#	Name	Label	Type	Format	Valid	Invalid	Question
1	nq46	Do you know how many legislators will be elected in your district?(R1, R3, R6)	discrete	numeric-1.0	5841	0	-
2	nq47	Do you know, besides president ballot, how many ballots you can cast in this Legislative Election?(R1, R3, R6)	discrete	numeric-1.0	5841	0	-
3	nq48	Do you know the threshold of the list vote that a party must reach in order to participate in allocation of seats by party lists?(R1, R3, R6)	discrete	numeric-1.0	5841	0	-
4	nq49	Do you know how long a term of the office is for the new legislators?(R1, R3, R6)	discrete	numeric-1.0	5841	0	-
5	nq50	Do you know how many legislators are there in the current session of the Legislative Yuan?(R1, R3, R6)	discrete	numeric-3.0	5841	0	-
6	sex	Sex	discrete	numeric-1.0	5841	0	-
7	age	Age	discrete	numeric-1.0	5841	0	-

#	Name	Label	Type	Format	Valid	Invalid	Question
8	edu	Education	discrete	numeric-1.0	5841	0	-
9	sengi	Father's ethnic background	discrete	numeric-1.0	5841	0	-
10	masengi	Mother's ethnic background	discrete	numeric-1.0	5841	0	-
11	partyid	Party identification	discrete	numeric-1.0	5841	0	-
12	party	Party support	discrete	numeric-2.0	5841	0	-
13	career	Occupation5	discrete	numeric-1.0	5841	0	-
14	career8	Occupation8	discrete	numeric-1.0	5841	0	-
15	arear	Area	discrete	numeric-1.0	5841	0	-
16	tondu	Position on unification and independence	discrete	numeric-1.0	5841	0	-
17	cand	Candidate voting choice	discrete	numeric-6.0	5841	0	-
18	vt_dtc	Candidate voting choice(party)	discrete	numeric-6.0	5841	0	-
19	wave	wave	discrete	numeric-1.0	5841	0	-
20	e_dist	voter's elector district	discrete	numeric-4.0	5841	0	-

### Group Weight

#	Name	Label	Type	Format	Valid	Invalid	Question
1	w1	1st wave weight	discrete	numeric-8.5	980	4861	-
2	w2	2nd wave weight	discrete	numeric-8.5	984	4857	-
3	w3	3rd wave weight	continuous	numeric-8.5	995	4846	-
4	w4	4th wave weight	discrete	numeric-8.5	946	4895	-
5	w5	5th wave weight	discrete	numeric-8.5	980	4861	-
6	w6	6th wave weight	discrete	numeric-8.5	956	4885	-
7	w	combined wave weight	continuous	numeric-8.5	5841	0	-

### Group Panel

Subgroup(s)	Sample Information , Basic questions , Voting Participation , Evaluation of the electoral system , Cognition of the electoral system , Issues of Cross-Strait , Economic Evaluations , Evaluation of the outcome of this election , New variables , Weight

### Group Sample Information

#	Name	Label	Type	Format	Valid	Invalid	Question
1	pid	identified number	continuous	numeric-6.0	3271	2570	-
2	pdate	day	discrete	numeric-6.0	3271	2570	-
3	pbtime	start time	continuous	numeric-6.0	3271	2570	-
4	petime	ending time	continuous	numeric-6.0	3271	2570	-

### Group Basic questions

#	Name	Label	Type	Format	Valid	Invalid	Question

#	Name	Label	Type	Format	Valid	Invalid	Question
1	pq1	1.Respondent's elector district	discrete	numeric-2.0	3271	2570	-
2	pq2	1.Respondent's elector district: Yi Lan County	discrete	numeric-2.0	3271	2570	-
3	pq3	1.Respondent's elector district: Hsinchu County	discrete	numeric-2.0	3271	2570	-
4	pq4	1.Respondent's elector district: Miaoli County	discrete	numeric-2.0	3271	2570	-
5	pq5	1.Respondent's elector district: Changhua County	discrete	numeric-2.0	3271	2570	-
6	pq6	1.Respondent's elector district: Nantou County	discrete	numeric-2.0	3271	2570	-
7	pq7	1.Respondent's elector district: Yunlin County	discrete	numeric-2.0	3271	2570	-
8	pq8	1.Respondent's elector district: Chiayi County	discrete	numeric-2.0	3271	2570	-
9	pq9	1.Respondent's elector district: Pingtung County	discrete	numeric-2.0	3271	2570	-
10	pq10	1.Respondent's elector district: Taitung County	discrete	numeric-2.0	3271	2570	-
11	pq11	1.Respondent's elector district: Hualien County	discrete	numeric-2.0	3271	2570	-
12	pq12	1.Respondent's elector district: Penghu County	discrete	numeric-2.0	3271	2570	-
13	pq13	1.Respondent's elector district: Keelung City	discrete	numeric-2.0	3271	2570	-
14	pq14	1.Respondent's elector district: Hsinchu City	discrete	numeric-2.0	3271	2570	-
15	pq15	1.Respondent's elector district: Chiayi City	discrete	numeric-2.0	3271	2570	-
16	pq16	1.Respondent's elector district: Taipei City	discrete	numeric-2.0	3271	2570	-
17	pq17	1.Respondent's elector district: Kaohsiung City	discrete	numeric-2.0	3271	2570	-
18	pq18	1.Respondent's elector district: New Taipei City	discrete	numeric-2.0	3271	2570	-
19	pq19	1.Respondent's elector district: Taichung City	discrete	numeric-2.0	3271	2570	-
20	pq20	1.Respondent's elector district: Tainan City	discrete	numeric-2.0	3271	2570	-
21	pq21	1.Respondent's elector district: Taoyuan City	discrete	numeric-2.0	3271	2570	-
22	pq22	1.Respondent's elector district: Kinmen County	discrete	numeric-2.0	3271	2570	-
23	pq23	1.Respondent's elector district: Lienchiang County	discrete	numeric-2.0	3271	2570	-
24	pq24	1.Respondent's elector district: Plain Aborigines	discrete	numeric-2.0	3271	2570	-
25	pq25	1.Respondent's elector district: Mountain Aborigines	discrete	numeric-2.0	3271	2570	-

#	Name	Label	Type	Format	Valid	Invalid	Question
26	pq268	16.Concerning the relationship between Taiwan and mainland China, which of the following six positions do you agree with?	discrete	numeric-2.0	3271	2570	-
27	pq269	17.Among all political parties in our country, which party do you think of yourself as leaning toward?	discrete	numeric-2.0	3271	2570	-
28	pq270	17a.Do you lean very strongly or somewhat?	discrete	numeric-2.0	3271	2570	-
29	pq271	17b.Relatively speaking, do you lean toward any political party?	discrete	numeric-2.0	3271	2570	-
30	pq272	18.In Taiwan, some people think they are Taiwanese. There are also some people who think that they are Chinese. Do you consider yourself as Taiwanese, Chinese or both?	discrete	numeric-2.0	3271	2570	-
31	pq273	19.Year of birth	discrete	numeric-2.0	3271	2570	-
32	pq274	20.Education level	discrete	numeric-2.0	3271	2570	-
33	pq275	21.Respondent's gender	discrete	numeric-1.0	3271	2570	-
34	pq276	22.Language used to conduct interview	discrete	numeric-1.0	3271	2570	-

### Group Voting Participation

#	Name	Label	Type	Format	Valid	Invalid	Question
1	pq26	2.Which district, candidate did you vote for?(Yi Lan County)	discrete	numeric-2.0	3271	2570	-
2	pq27	2a.Is this the candidate that you want to vote for most in the beginning?(Yi Lan County)	discrete	numeric-2.0	3271	2570	-
3	pq28	2b.Who is the person you want to vote for most in the beginning?(Yi Lan County)	discrete	numeric-2.0	3271	2570	-
4	pq29	2.Which district, candidate did you vote for?(Hsinchu County single district)	discrete	numeric-2.0	3271	2570	-
5	pq30	2a.Is this the candidate that you want to vote for most in the beginning?(Hsinchu County single district)	discrete	numeric-2.0	3271	2570	-
6	pq31	2b.Who is the person you want to vote for most in the beginning?(Hsinchu County single district)	discrete	numeric-2.0	3271	2570	-
7	pq32	2.Which district, candidate did you vote for?(1st district, Miaoli County)	discrete	numeric-2.0	3271	2570	-
8	pq33	2a.Is this the candidate that you want to vote for most in	discrete	numeric-2.0	3271	2570	-



#	Name	Label	Type	Format	Valid	Invalid	Question
		the beginning?(1st district, Miaoli County)					
9	pq34	2b. Who is the person you want to vote for most in the beginning?(1st district, Miaoli County)	discrete	numeric-2.0	3271	2570	-
10	pq35	2. Which district, candidate did you vote for?(2nd district, Miaoli County)	discrete	numeric-2.0	3271	2570	-
11	pq36	2a. Is this the candidate that you want to vote for most in the beginning?(2nd district, Miaoli County)	discrete	numeric-2.0	3271	2570	-
12	pq37	2b. Who is the person you want to vote for most in the beginning?(2nd district, Miaoli County)	discrete	numeric-2.0	3271	2570	-
13	pq38	2. Which district, candidate did you vote for?(1st district, Changhua County)	discrete	numeric-2.0	3271	2570	-
14	pq39	2a. Is this the candidate that you want to vote for most in the beginning?(1st district, Changhua County)	discrete	numeric-2.0	3271	2570	-
15	pq40	2b. Who is the person you want to vote for most in the beginning?(1st district, Changhua County)	discrete	numeric-2.0	3271	2570	-
16	pq41	2. Which district, candidate did you vote for?(2nd district, Changhua County)	discrete	numeric-2.0	3271	2570	-
17	pq42	2a. Is this the candidate that you want to vote for most in the beginning?(2nd district, Changhua County)	discrete	numeric-2.0	3271	2570	-
18	pq43	2b. Who is the person you want to vote for most in the beginning?(2nd district, Changhua County)	discrete	numeric-2.0	3271	2570	-
19	pq44	2. Which district, candidate did you vote for?(3rd district, Changhua County)	discrete	numeric-2.0	3271	2570	-
20	pq45	2a. Is this the candidate that you want to vote for most in the beginning?(3rd district, Changhua County)	discrete	numeric-2.0	3271	2570	-
21	pq46	2b. Who is the person you want to vote for most in the beginning?(3rd district, Changhua County)	discrete	numeric-2.0	3271	2570	-
22	pq47	2. Which district, candidate did you vote for?(4th district, Changhua County)	discrete	numeric-2.0	3271	2570	-
23	pq48	2a. Is this the candidate that you want to vote for most in the beginning?(4th district, Changhua County)	discrete	numeric-2.0	3271	2570	-

#	Name	Label	Type	Format	Valid	Invalid	Question
24	pq49	2b. Who is the person you want to vote for most in the beginning?(4th district, Changhua County)	discrete	numeric-2.0	3271	2570	-
25	pq50	2. Which district, candidate did you vote for?(1st district, Nantou County)	discrete	numeric-2.0	3271	2570	-
26	pq51	2a. Is this the candidate that you want to vote for most in the beginning?(1st district, Nantou County)	discrete	numeric-2.0	3271	2570	-
27	pq52	2b. Who is the person you want to vote for most in the beginning?(1st district, Nantou County)	discrete	numeric-2.0	3271	2570	-
28	pq53	2. Which district, candidate did you vote for?(2nd district, Nantou County)	discrete	numeric-2.0	3271	2570	-
29	pq54	2a. Is this the candidate that you want to vote for most in the beginning?(2nd district, Nantou County)	discrete	numeric-2.0	3271	2570	-
30	pq55	2b. Who is the person you want to vote for most in the beginning?(2nd district, Nantou County)	discrete	numeric-2.0	3271	2570	-
31	pq56	2. Which district, candidate did you vote for?(1st district, Yunlin County)	discrete	numeric-2.0	3271	2570	-
32	pq57	2a. Is this the candidate that you want to vote for most in the beginning?(1st district, Yunlin County)	discrete	numeric-2.0	3271	2570	-
33	pq58	2b. Who is the person you want to vote for most in the beginning?(1st district, Yunlin County)	discrete	numeric-2.0	3271	2570	-
34	pq59	2. Which district, candidate did you vote for?(2nd district, Yunlin County)	discrete	numeric-2.0	3271	2570	-
35	pq60	2a. Is this the candidate that you want to vote for most in the beginning?(2nd district, Yunlin County)	discrete	numeric-2.0	3271	2570	-
36	pq61	2b. Who is the person you want to vote for most in the beginning?(2nd district, Yunlin County)	discrete	numeric-2.0	3271	2570	-
37	pq62	2. Which district, candidate did you vote for?(1st district, Chiayi County)	discrete	numeric-2.0	3271	2570	-
38	pq63	2a. Is this the candidate that you want to vote for most in the beginning?(1st district, Chiayi County)	discrete	numeric-2.0	3271	2570	-
39	pq64	2b. Who is the person you want to vote for most in	discrete	numeric-2.0	3271	2570	-

#	Name	Label	Type	Format	Valid	Invalid	Question
		the beginning?(1st district, Chiayi County)					
40	pq65	2.Which district, candidate did you vote for?(2nd district, Chiayi County)	discrete	numeric-2.0	3271	2570	-
41	pq66	2a.Is this the candidate that you want to vote for most in the beginning?(2nd district, Chiayi County)	discrete	numeric-2.0	3271	2570	-
42	pq67	2b.Who is the person you want to vote for most in the beginning?(2nd district, Chiayi County)	discrete	numeric-2.0	3271	2570	-
43	pq68	2.Which district, candidate did you vote for?(1st district,Penghu County)	discrete	numeric-2.0	3271	2570	-
44	pq69	2a.Is this the candidate that you want to vote for most in the beginning?(1st district, Penghu County)	discrete	numeric-2.0	3271	2570	-
45	pq70	2b.Who is the person you want to vote for most in the beginning?(1st district,Penghu County)	discrete	numeric-2.0	3271	2570	-
46	pq71	2.Which district, candidate did you vote for?(2nd district,Penghu County)	discrete	numeric-2.0	3271	2570	-
47	pq72	2a.Is this the candidate that you want to vote for most in the beginning?(2nd district, Penghu County)	discrete	numeric-2.0	3271	2570	-
48	pq73	2b.Who is the person you want to vote for most in the beginning?(2nd district, Penghu County)	discrete	numeric-2.0	3271	2570	-
49	pq74	2.Which district, candidate did you vote for?(3rd district, Penghu County)	discrete	numeric-2.0	3271	2570	-
50	pq75	2a.Is this the candidate that you want to vote for most in the beginning?(3rd district, Penghu County)	discrete	numeric-2.0	3271	2570	-
51	pq76	2b.Who is the person you want to vote for most in the beginning?(3rd district, Penghu County)	discrete	numeric-2.0	3271	2570	-
52	pq77	2.Which district, candidate did you vote for?(Taitung County single distric)	discrete	numeric-2.0	3271	2570	-
53	pq78	2a.Is this the candidate that you want to vote for most in the beginning?(Taitung County single distric)	discrete	numeric-2.0	3271	2570	-
54	pq79	2b.Who is the person you want to vote for most in the beginning?(Taitung County single distric)	discrete	numeric-2.0	3271	2570	-

#	Name	Label	Type	Format	Valid	Invalid	Question
55	pq80	2.Which district, candidate did you vote for?(Hualien County single district)	discrete	numeric-2.0	3271	2570	-
56	pq81	2a.Is this the candidate that you want to vote for most in the beginning?(Hualien County single district)	discrete	numeric-2.0	3271	2570	-
57	pq82	2b.Who is the person you want to vote for most in the beginning?(Hualien County single district)	discrete	numeric-2.0	3271	2570	-
58	pq83	2.Which district, candidate did you vote for?(Penghu County single district)	discrete	numeric-2.0	3271	2570	-
59	pq84	2a.Is this the candidate that you want to vote for most in the beginning?(Penghu County single district)	discrete	numeric-2.0	3271	2570	-
60	pq85	2b.Who is the person you want to vote for most in the beginning?(Penghu County single district)	discrete	numeric-2.0	3271	2570	-
61	pq86	2.Which district, candidate did you vote for?(Keelung City single district)	discrete	numeric-2.0	3271	2570	-
62	pq87	2a.Is this the candidate that you want to vote for most in the beginning?(Keelung City single district)	discrete	numeric-2.0	3271	2570	-
63	pq88	2b.Who is the person you want to vote for most in the beginning?(Keelung City single district)	discrete	numeric-2.0	3271	2570	-
64	pq89	2.Which district, candidate did you vote for?(Hsinchu City single district)	discrete	numeric-2.0	3271	2570	-
65	pq90	2a.Is this the candidate that you want to vote for most in the beginning?(Hsinchu City single district)	discrete	numeric-2.0	3271	2570	-
66	pq91	2b.Who is the person you want to vote for most in the beginning?(Hsinchu City single district)	discrete	numeric-2.0	3271	2570	-
67	pq92	2.Which district, candidate did you vote for?(Chiayi City single district)	discrete	numeric-2.0	3271	2570	-
68	pq93	2a.Is this the candidate that you want to vote for most in the beginning?(Chiayi City single district)	discrete	numeric-2.0	3271	2570	-
69	pq94	2b.Who is the person you want to vote for most in the beginning?(Chiayi City single district)	discrete	numeric-2.0	3271	2570	-

#	Name	Label	Type	Format	Valid	Invalid	Question
70	pq95	2.Which district, candidate did you vote for?(Kinmen County single district)	discrete	numeric-2.0	3271	2570	-
71	pq96	2a.Is this the candidate that you want to vote for most in the beginning?(Kinmen County single district)	discrete	numeric-2.0	3271	2570	-
72	pq97	2b.Who is the person you want to vote for most in the beginning?(Kinmen County single district)	discrete	numeric-2.0	3271	2570	-
73	pq98	2.Which district, candidate did you vote for?(Lienchiang County single district)	discrete	numeric-2.0	3271	2570	-
74	pq99	2a.Is this the candidate that you want to vote for most in the beginning?(Lienchiang County single district)	discrete	numeric-2.0	3271	2570	-
75	pq100	2b.Who is the person you want to vote for most in the beginning?(Lienchiang County single district)	discrete	numeric-2.0	3271	2570	-
76	pq101	2.Which district, candidate did you vote for?(1st district, Taipei City)	discrete	numeric-2.0	3271	2570	-
77	pq102	2a.Is this the candidate that you want to vote for most in the beginning?(1st district, Taipei City)	discrete	numeric-2.0	3271	2570	-
78	pq103	2b.Who is the person you want to vote for most in the beginning?(1st district, Taipei City)	discrete	numeric-2.0	3271	2570	-
79	pq104	2.Which district, candidate did you vote for?(2nd district, Taipei City)	discrete	numeric-2.0	3271	2570	-
80	pq105	2a.Is this the candidate that you want to vote for most in the beginning?(2nd district, Taipei City)	discrete	numeric-2.0	3271	2570	-
81	pq106	2b.Who is the person you want to vote for most in the beginning?(2nd district, Taipei City)	discrete	numeric-2.0	3271	2570	-
82	pq107	2.Which district, candidate did you vote for?(3rd district, Taipei City)	discrete	numeric-2.0	3271	2570	-
83	pq108	2a.Is this the candidate that you want to vote for most in the beginning?(3rd district, Taipei City)	discrete	numeric-2.0	3271	2570	-
84	pq109	2b.Who is the person you want to vote for most in the beginning?(3rd district, Taipei City)	discrete	numeric-2.0	3271	2570	-

#	Name	Label	Type	Format	Valid	Invalid	Question
85	pq110	2.Which district, candidate did you vote for?(4th district, Taipei City)	discrete	numeric-2.0	3271	2570	-
86	pq111	2a.Is this the candidate that you want to vote for most in the beginning?(4th district, Taipei City)	discrete	numeric-2.0	3271	2570	-
87	pq112	2b.Who is the person you want to vote for most in the beginning?(4th district, Taipei City)	discrete	numeric-2.0	3271	2570	-
88	pq113	2.Which district, candidate did you vote for?(5th district, Taipei City)	discrete	numeric-2.0	3271	2570	-
89	pq114	2a.Is this the candidate that you want to vote for most in the beginning?(5th district, Taipei City)	discrete	numeric-2.0	3271	2570	-
90	pq115	2b.Who is the person you want to vote for most in the beginning?(5th district, Taipei City)	discrete	numeric-2.0	3271	2570	-
91	pq116	2.Which district, candidate did you vote for?(6th district, Taipei City)	discrete	numeric-2.0	3271	2570	-
92	pq117	2a.Is this the candidate that you want to vote for most in the beginning?(6th district, Taipei City)	discrete	numeric-2.0	3271	2570	-
93	pq118	2b.Who is the person you want to vote for most in the beginning?(6th district, Taipei City)	discrete	numeric-2.0	3271	2570	-
94	pq119	2.Which district, candidate did you vote for?(7th district, Taipei City)	discrete	numeric-2.0	3271	2570	-
95	pq120	2a.Is this the candidate that you want to vote for most in the beginning?(7th district, Taipei City)	discrete	numeric-2.0	3271	2570	-
96	pq121	2b.Who is the person you want to vote for most in the beginning?(7th district, Taipei City)	discrete	numeric-2.0	3271	2570	-
97	pq122	2.Which district, candidate did you vote for?(8th district, Taipei City)	discrete	numeric-2.0	3271	2570	-
98	pq123	2a.Is this the candidate that you want to vote for most in the beginning?(8th district, Taipei City)	discrete	numeric-2.0	3271	2570	-
99	pq124	2b.Who is the person you want to vote for most in the beginning?(8th district, Taipei City)	discrete	numeric-2.0	3271	2570	-

#	Name	Label	Type	Format	Valid	Invalid	Question
100	pq125	2.Which district, candidate did you vote for?(1st district, Kaohsiung Cit)	discrete	numeric-2.0	3271	2570	-
101	pq126	2a.Is this the candidate that you want to vote for most in the beginning?(1st district, Kaohsiung Cit)	discrete	numeric-2.0	3271	2570	-
102	pq127	2b.Who is the person you want to vote for most in the beginning?(1st district, Kaohsiung Cit)	discrete	numeric-2.0	3271	2570	-
103	pq128	2.Which district, candidate did you vote for?(2nd district, Kaohsiung City)	discrete	numeric-2.0	3271	2570	-
104	pq129	2a.Is this the candidate that you want to vote for most in the beginning?(2nd district, Kaohsiung City)	discrete	numeric-2.0	3271	2570	-
105	pq130	2b.Who is the person you want to vote for most in the beginning?(2nd district, Kaohsiung City)	discrete	numeric-2.0	3271	2570	-
106	pq131	2.Which district, candidate did you vote for?(3rd district, Kaohsiung City)	discrete	numeric-2.0	3271	2570	-
107	pq132	2a.Is this the candidate that you want to vote for most in the beginning?(3rd district, Kaohsiung City)	discrete	numeric-2.0	3271	2570	-
108	pq133	2b.Who is the person you want to vote for most in the beginning?(3rd district, Kaohsiung City)	discrete	numeric-2.0	3271	2570	-
109	pq134	2.Which district, candidate did you vote for?(4th district, Kaohsiung City)	discrete	numeric-2.0	3271	2570	-
110	pq135	2a.Is this the candidate that you want to vote for most in the beginning?(4th district, Kaohsiung City)	discrete	numeric-2.0	3271	2570	-
111	pq136	2b.Who is the person you want to vote for most in the beginning?(4th district, Kaohsiung City)	discrete	numeric-2.0	3271	2570	-
112	pq137	2.Which district, candidate did you vote for?(5th district, Kaohsiung City)	discrete	numeric-2.0	3271	2570	-
113	pq138	2a.Is this the candidate that you want to vote for most in the beginning?(5th district, Kaohsiung City)	discrete	numeric-2.0	3271	2570	-
114	pq139	2b.Who is the person you want to vote for most in the beginning?(5th district, Kaohsiung City)	discrete	numeric-2.0	3271	2570	-

#	Name	Label	Type	Format	Valid	Invalid	Question
115	pq140	2.Which district, candidate did you vote for?(6th district, Kaohsiung City)	discrete	numeric-2.0	3271	2570	-
116	pq141	2a.Is this the candidate that you want to vote for most in the beginning?(6th district, Kaohsiung City)	discrete	numeric-2.0	3271	2570	-
117	pq142	2b.Who is the person you want to vote for most in the beginning?(6th district, Kaohsiung City)	discrete	numeric-2.0	3271	2570	-
118	pq143	2.Which district, candidate did you vote for?(7th district, Kaohsiung City)	discrete	numeric-2.0	3271	2570	-
119	pq144	2a.Is this the candidate that you want to vote for most in the beginning?(7th district, Kaohsiung City)	discrete	numeric-2.0	3271	2570	-
120	pq145	2b.Who is the person you want to vote for most in the beginning?(7th district, Kaohsiung City)	discrete	numeric-2.0	3271	2570	-
121	pq146	2.Which district, candidate did you vote for?(8th district, Kaohsiung City)	discrete	numeric-2.0	3271	2570	-
122	pq147	2a.Is this the candidate that you want to vote for most in the beginning?(8th district, Kaohsiung City)	discrete	numeric-2.0	3271	2570	-
123	pq148	2b.Who is the person you want to vote for most in the beginning?(8th district, Kaohsiung City)	discrete	numeric-2.0	3271	2570	-
124	pq149	2.Which district, candidate did you vote for?(9th district, Kaohsiung City)	discrete	numeric-2.0	3271	2570	-
125	pq150	2a.Is this the candidate that you want to vote for most in the beginning?(9th district, Kaohsiung City)	discrete	numeric-2.0	3271	2570	-
126	pq151	2b.Who is the person you want to vote for most in the beginning?(9th district, Kaohsiung City)	discrete	numeric-2.0	3271	2570	-
127	pq152	2.Which district, candidate did you vote for?(1st district, New Taipei City)	discrete	numeric-2.0	3271	2570	-
128	pq153	2a.Is this the candidate that you want to vote for most in the beginning?(1st district, New Taipei City)	discrete	numeric-2.0	3271	2570	-
129	pq154	2b.Who is the person you want to vote for most in the beginning?(1st district, New Taipei City)	discrete	numeric-2.0	3271	2570	-



#	Name	Label	Type	Format	Valid	Invalid	Question
130	pq155	2.Which district, candidate did you vote for?(2nd district, New Taipei City)	discrete	numeric-2.0	3271	2570	-
131	pq156	2a.Is this the candidate that you want to vote for most in the beginning?(2nd district, New Taipei City)	discrete	numeric-2.0	3271	2570	-
132	pq157	2b.Who is the person you want to vote for most in the beginning?(2nd district, New Taipei City)	discrete	numeric-2.0	3271	2570	-
133	pq158	2.Which district, candidate did you vote for?(3rd district, New Taipei City)	discrete	numeric-2.0	3271	2570	-
134	pq159	2a.Is this the candidate that you want to vote for most in the beginning?(3rd district, New Taipei City)	discrete	numeric-2.0	3271	2570	-
135	pq160	2b.Who is the person you want to vote for most in the beginning?(3rd district, New Taipei City)	discrete	numeric-2.0	3271	2570	-
136	pq161	2.Which district, candidate did you vote for?(4th district, New Taipei City)	discrete	numeric-2.0	3271	2570	-
137	pq162	2a.Is this the candidate that you want to vote for most in the beginning?(4th district, New Taipei City)	discrete	numeric-2.0	3271	2570	-
138	pq163	2b.Who is the person you want to vote for most in the beginning?(4th district, New Taipei City)	discrete	numeric-2.0	3271	2570	-
139	pq164	2.Which district, candidate did you vote for?(5th district, New Taipei City)	discrete	numeric-2.0	3271	2570	-
140	pq165	2a.Is this the candidate that you want to vote for most in the beginning?(5th district, New Taipei City)	discrete	numeric-2.0	3271	2570	-
141	pq166	2b.Who is the person you want to vote for most in the beginning?(5th district, New Taipei City)	discrete	numeric-2.0	3271	2570	-
142	pq167	2.Which district, candidate did you vote for?(6th district, New Taipei City)	discrete	numeric-2.0	3271	2570	-
143	pq168	2a.Is this the candidate that you want to vote for most in the beginning?(6th district, New Taipei City)	discrete	numeric-2.0	3271	2570	-
144	pq169	2b.Who is the person you want to vote for most in the beginning?(6th district, New Taipei City)	discrete	numeric-2.0	3271	2570	-

#	Name	Label	Type	Format	Valid	Invalid	Question
145	pq170	2.Which district, candidate did you vote for?(7th district, New Taipei City)	discrete	numeric-2.0	3271	2570	-
146	pq171	2a.Is this the candidate that you want to vote for most in the beginning?(7th district, New Taipei City)	discrete	numeric-2.0	3271	2570	-
147	pq172	2b.Who is the person you want to vote for most in the beginning?(7th district, New Taipei City)	discrete	numeric-2.0	3271	2570	-
148	pq173	2.Which district, candidate did you vote for?(8th district, New Taipei City)	discrete	numeric-2.0	3271	2570	-
149	pq174	2a.Is this the candidate that you want to vote for most in the beginning?(8th district, New Taipei City)	discrete	numeric-2.0	3271	2570	-
150	pq175	2b.Who is the person you want to vote for most in the beginning?(8th district, New Taipei City)	discrete	numeric-2.0	3271	2570	-
151	pq176	2.Which district, candidate did you vote for?(9th district, New Taipei City)	discrete	numeric-2.0	3271	2570	-
152	pq177	2a.Is this the candidate that you want to vote for most in the beginning?(9th district, New Taipei City)	discrete	numeric-2.0	3271	2570	-
153	pq178	2b.Who is the person you want to vote for most in the beginning?(9th district, New Taipei City)	discrete	numeric-2.0	3271	2570	-
154	pq179	2.Which district, candidate did you vote for?(10th district, New Taipei City)	discrete	numeric-2.0	3271	2570	-
155	pq180	2a.Is this the candidate that you want to vote for most in the beginning?(10th district, New Taipei City)	discrete	numeric-2.0	3271	2570	-
156	pq181	2b.Who is the person you want to vote for most in the beginning?(10th district, New Taipei City)	discrete	numeric-2.0	3271	2570	-
157	pq182	2.Which district, candidate did you vote for?(11th district, New Taipei City)	discrete	numeric-2.0	3271	2570	-
158	pq183	2a.Is this the candidate that you want to vote for most in the beginning?(11th district, New Taipei City)	discrete	numeric-2.0	3271	2570	-
159	pq184	2b.Who is the person you want to vote for most in the beginning?(11th district, New Taipei City)	discrete	numeric-2.0	3271	2570	-

#	Name	Label	Type	Format	Valid	Invalid	Question
160	pq185	2.Which district, candidate did you vote for?(12th district, New Taipei City)	discrete	numeric-2.0	3271	2570	-
161	pq186	2a.Is this the candidate that you want to vote for most in the beginning?(12th district, New Taipei City)	discrete	numeric-2.0	3271	2570	-
162	pq187	2b.Who is the person you want to vote for most in the beginning?(12th district, New Taipei City)	discrete	numeric-2.0	3271	2570	-
163	pq188	2.Which district, candidate did you vote for?(1st district, Taichung City)	discrete	numeric-2.0	3271	2570	-
164	pq189	2a.Is this the candidate that you want to vote for most in the beginning?(1st district, Taichung City)	discrete	numeric-2.0	3271	2570	-
165	pq190	2b.Who is the person you want to vote for most in the beginning?(1st district, Taichung City)	discrete	numeric-2.0	3271	2570	-
166	pq191	2.Which district, candidate did you vote for?(2nd district, Taichung City)	discrete	numeric-2.0	3271	2570	-
167	pq192	2a.Is this the candidate that you want to vote for most in the beginning?(2nd district, Taichung City)	discrete	numeric-2.0	3271	2570	-
168	pq193	2b.Who is the person you want to vote for most in the beginning?(2nd district, Taichung City)	discrete	numeric-2.0	3271	2570	-
169	pq194	2.Which district, candidate did you vote for?(3rd district, Taichung City)	discrete	numeric-2.0	3271	2570	-
170	pq195	2a.Is this the candidate that you want to vote for most in the beginning?(3rd district, Taichung City)	discrete	numeric-2.0	3271	2570	-
171	pq196	2b.Who is the person you want to vote for most in the beginning?(3rd district, Taichung City)	discrete	numeric-2.0	3271	2570	-
172	pq197	2.Which district, candidate did you vote for?(4th district, Taichung City)	discrete	numeric-2.0	3271	2570	-
173	pq198	2a.Is this the candidate that you want to vote for most in the beginning?(4th district, Taichung City)	discrete	numeric-2.0	3271	2570	-
174	pq199	2b.Who is the person you want to vote for most in the beginning?(4th district, Taichung City)	discrete	numeric-2.0	3271	2570	-

#	Name	Label	Type	Format	Valid	Invalid	Question
175	pq200	2.Which district, candidate did you vote for?(5th district, Taichung City)	discrete	numeric-2.0	3271	2570	-
176	pq201	2a.Is this the candidate that you want to vote for most in the beginning?(5th district, Taichung City)	discrete	numeric-2.0	3271	2570	-
177	pq202	2b.Who is the person you want to vote for most in the beginning?(5th district, Taichung City)	discrete	numeric-2.0	3271	2570	-
178	pq203	2.Which district, candidate did you vote for?(6th district, Taichung City)	discrete	numeric-2.0	3271	2570	-
179	pq204	2a.Is this the candidate that you want to vote for most in the beginning?(6th district, Taichung City)	discrete	numeric-2.0	3271	2570	-
180	pq205	2b.Who is the person you want to vote for most in the beginning?(6th district, Taichung City)	discrete	numeric-2.0	3271	2570	-
181	pq206	2.Which district, candidate did you vote for?(7th district, Taichung City)	discrete	numeric-2.0	3271	2570	-
182	pq207	2a.Is this the candidate that you want to vote for most in the beginning?(7th district, Taichung City)	discrete	numeric-2.0	3271	2570	-
183	pq208	2b.Who is the person you want to vote for most in the beginning?(7th district, Taichung City)	discrete	numeric-2.0	3271	2570	-
184	pq209	2.Which district, candidate did you vote for?(8th district, Taichung City)	discrete	numeric-2.0	3271	2570	-
185	pq210	2a.Is this the candidate that you want to vote for most in the beginning?(8th district, Taichung City)	discrete	numeric-2.0	3271	2570	-
186	pq211	2b.Who is the person you want to vote for most in the beginning?(8th district, Taichung City)	discrete	numeric-2.0	3271	2570	-
187	pq212	2.Which district, candidate did you vote for?(1st district, Tainan City)	discrete	numeric-2.0	3271	2570	-
188	pq213	2a.Is this the candidate that you want to vote for most in the beginning?(1st district, Tainan City)	discrete	numeric-2.0	3271	2570	-
189	pq214	2b.Who is the person you want to vote for most in the beginning?(1st district, Tainan City)	discrete	numeric-2.0	3271	2570	-

#	Name	Label	Type	Format	Valid	Invalid	Question
190	pq215	2.Which district, candidate did you vote for?(2nd district, Tainan City)	discrete	numeric-2.0	3271	2570	-
191	pq216	2a.Is this the candidate that you want to vote for most in the beginning?(2nd district, Tainan City)	discrete	numeric-2.0	3271	2570	-
192	pq217	2b.Who is the person you want to vote for most in the beginning?(2nd district, Tainan City)	discrete	numeric-2.0	3271	2570	-
193	pq218	2.Which district, candidate did you vote for?(3rd district, Tainan City)	discrete	numeric-2.0	3271	2570	-
194	pq219	2a.Is this the candidate that you want to vote for most in the beginning?(3rd district, Tainan City)	discrete	numeric-2.0	3271	2570	-
195	pq220	2b.Who is the person you want to vote for most in the beginning?(3rd district, Tainan City)	discrete	numeric-2.0	3271	2570	-
196	pq221	2.Which district, candidate did you vote for?(4th district, Tainan City)	discrete	numeric-2.0	3271	2570	-
197	pq222	2a.Is this the candidate that you want to vote for most in the beginning?(4th district, Tainan City)	discrete	numeric-2.0	3271	2570	-
198	pq223	2b.Who is the person you want to vote for most in the beginning?(4th district, Tainan City)	discrete	numeric-2.0	3271	2570	-
199	pq224	2.Which district, candidate did you vote for?(5th district, Tainan City)	discrete	numeric-2.0	3271	2570	-
200	pq225	2a.Is this the candidate that you want to vote for most in the beginning?(5th district, Tainan City)	discrete	numeric-2.0	3271	2570	-
201	pq226	2b.Who is the person you want to vote for most in the beginning?(5th district, Tainan City)	discrete	numeric-2.0	3271	2570	-
202	pq227	2.Which district, candidate did you vote for?(1st district, Taoyuan City)	discrete	numeric-2.0	3271	2570	-
203	pq228	2a.Is this the candidate that you want to vote for most in the beginning?(1st district, Taoyuan City)	discrete	numeric-2.0	3271	2570	-
204	pq229	2b.Who is the person you want to vote for most in the beginning?(1st district, Taoyuan City)	discrete	numeric-2.0	3271	2570	-

#	Name	Label	Type	Format	Valid	Invalid	Question
205	pq230	2.Which district, candidate did you vote for?(2nd district, Taoyuan City)	discrete	numeric-2.0	3271	2570	-
206	pq231	2a.Is this the candidate that you want to vote for most in the beginning?(2nd district, Taoyuan City)	discrete	numeric-2.0	3271	2570	-
207	pq232	2b.Who is the person you want to vote for most in the beginning?(2nd district, Taoyuan City)	discrete	numeric-2.0	3271	2570	-
208	pq233	2.Which district, candidate did you vote for?(3rd district, Taoyuan City)	discrete	numeric-2.0	3271	2570	-
209	pq234	2a.Is this the candidate that you want to vote for most in the beginning?(3rd district, Taoyuan City)	discrete	numeric-2.0	3271	2570	-
210	pq235	2b.Who is the person you want to vote for most in the beginning?(3rd district, Taoyuan City)	discrete	numeric-2.0	3271	2570	-
211	pq236	2.Which district, candidate did you vote for?(4th district, Taoyuan City)	discrete	numeric-2.0	3271	2570	-
212	pq237	2a.Is this the candidate that you want to vote for most in the beginning?(4th district, Taoyuan City)	discrete	numeric-2.0	3271	2570	-
213	pq238	2b.Who is the person you want to vote for most in the beginning?(4th district, Taoyuan City)	discrete	numeric-2.0	3271	2570	-
214	pq239	2.Which district, candidate did you vote for?(5th district, Taoyuan City)	discrete	numeric-2.0	3271	2570	-
215	pq240	2a.Is this the candidate that you want to vote for most in the beginning?(5th district, Taoyuan City)	discrete	numeric-2.0	3271	2570	-
216	pq241	2b.Who is the person you want to vote for most in the beginning?(5th district, Taoyuan City)	discrete	numeric-2.0	3271	2570	-
217	pq242	2.Which district, candidate did you vote for?(6th district, Taoyuan City)	discrete	numeric-2.0	3271	2570	-
218	pq243	2a.Is this the candidate that you want to vote for most in the beginning?(6th district, Taoyuan City)	discrete	numeric-2.0	3271	2570	-
219	pq244	2b.Who is the person you want to vote for most in the beginning?(6th district, Taoyuan City)	discrete	numeric-2.0	3271	2570	-

#	Name	Label	Type	Format	Valid	Invalid	Question
220	pq245	2.Which district, candidate did you vote for?(Plain Aborigines district)	discrete	numeric-2.0	3271	2570	-
221	pq246	2a.Is this the candidate that you want to vote for most in the beginning?(Plain Aborigines district)	discrete	numeric-2.0	3271	2570	-
222	pq247	2b.Who is the person you want to vote for most in the beginning?(Plain Aborigines district)	discrete	numeric-2.0	3271	2570	-
223	pq248	2.Which district, candidate did you vote for?(Mountain Aborigines district)	discrete	numeric-2.0	3271	2570	-
224	pq249	2a.Is this the candidate that you want to vote for most in the beginning?(Mountain Aborigines district)	discrete	numeric-2.0	3271	2570	-
225	pq250	2b.Who is the person you want to vote for most in the beginning?(Mountain Aborigines district)	discrete	numeric-2.0	3271	2570	-
226	pq251	3.Regarding the party list vote, which party did you vote for?	discrete	numeric-2.0	3271	2570	-
227	pq252	3a.Is this the party that you want to vote for most in the beginning?	discrete	numeric-2.0	3271	2570	-
228	pq253	3b.Which is the party you want to vote for most in the beginning?	discrete	numeric-2.0	3271	2570	-
229	pq254	4.In this presidential election, which candidate did you vote for?	discrete	numeric-2.0	3271	2570	-
230	pq255	4a.Is this the presidential candidate that you want to vote for most in the beginning?	discrete	numeric-2.0	3271	2570	-
231	pq256	4b.Who is the person you want to vote for most in the beginning?	discrete	numeric-2.0	3271	2570	-

### Group Evaluation of the electoral system

#	Name	Label	Type	Format	Valid	Invalid	Question
1	pq257	5.Do you think the outcome of the legislative election is fair to small party?	discrete	numeric-2.0	3271	2570	-

### Group Cognition of the electoral system

#	Name	Label	Type	Format	Valid	Invalid	Question
1	pq258	6.Do you know how many legislators will be elected in your district?	discrete	numeric-2.0	3271	2570	-

#	Name	Label	Type	Format	Valid	Invalid	Question
2	pq259	7.Do you know, besides president ballot, how many ballots you can cast in this Legislative Election?	discrete	numeric-2.0	3271	2570	-
3	pq260	8.Do you know the threshold of the list vote that a party must reach in order to participate in allocation of seats by party lists?	discrete	numeric-2.0	3271	2570	-
4	pq261	9.Do you know how long a term of the office is for the new legislators?	discrete	numeric-2.0	3271	2570	-
5	pq262	10.Do you know how many legislators are there in the current session of the Legislative Yuan?	discrete	numeric-3.0	3271	2570	-

### Group Issues of Cross-Strait

#	Name	Label	Type	Format	Valid	Invalid	Question
1	pq263	11.Regarding the issue of Cross-Strait negotiation, some people say that we should continue using the 1992 Consensus as the basis of Cross-Strait negotiation while other people say we should reject the 1992 Consensus. Which do you agree with?	discrete	numeric-2.0	3271	2570	-

### Group Economic Evaluations

#	Name	Label	Type	Format	Valid	Invalid	Question
1	pq264	12.Would you say that over the past year, the state of the economy of Taiwan has gotten better, stayed about the same, or gotten worse?	discrete	numeric-2.0	3271	2570	-
2	pq265	13.Would you say that in the forthcoming year, the state of the economy of Taiwan will get better, stay about the same, or get worse?	discrete	numeric-2.0	3271	2570	-

### Group Evaluation of the outcome of this election

#	Name	Label	Type	Format	Valid	Invalid	Question
1	pq266	14.Overall, do you think the outcome of this election may have a good influence or bad influence on cross-strait relations?	discrete	numeric-2.0	3271	2570	-
2	pq267	15.Overall, do you think the outcome of this election may have a good influence or bad influence on Taiwan's democratic development?	discrete	numeric-2.0	3271	2570	-



<b>Group New variables</b>							
#	Name	Label	Type	Format	Valid	Invalid	Question
1	npq258	Do you know how many legislators will be elected in your district?	discrete	numeric-1.0	3271	2570	-
2	npq259	Do you know, besides president ballot, how many ballots you can cast in this Legislative Election?	discrete	numeric-1.0	3271	2570	-
3	npq260	Do you know the threshold of the list vote that a party must reach in order to participate in allocation of seats by party lists?	discrete	numeric-1.0	3271	2570	-
4	npq261	Do you know how long a term of the office is for the new legislators?	discrete	numeric-1.0	3271	2570	-
5	npq262	Do you know how many legislators are there in the current session of the Legislative Yuan?	discrete	numeric-3.0	3271	2570	-
6	psex	Sex	discrete	numeric-1.0	3271	2570	-
7	page	Age	discrete	numeric-1.0	3271	2570	-
8	pedu	Education	discrete	numeric-1.0	3271	2570	-
9	ptondu	Position on unification and independence	discrete	numeric-1.0	3271	2570	-
10	ppartyid	Party identification	discrete	numeric-1.0	3271	2570	-
11	pparty	Party support	discrete	numeric-2.0	3271	2570	-
12	parear	Area	discrete	numeric-1.0	3271	2570	-
13	pe_dist	voter's elector district	discrete	numeric-4.0	3271	2570	-
14	pcand	Candidate voting choice	discrete	numeric-6.0	3271	2570	-
15	pvt_dtc	Candidate voting choice(party)	discrete	numeric-2.0	3271	2570	-
16	pvtchose	vote for most in the beginning	discrete	numeric-2.0	3271	2570	-
17	pporiwvc	original candidate voting choice	discrete	numeric-6.0	3271	2570	-
18	pporiwvp	original candidate voting choice(party)	discrete	numeric-2.0	3271	2570	-
19	panel	panel	discrete	numeric-1.0	5841	0	-

<b>Group Weight</b>							
#	Name	Label	Type	Format	Valid	Invalid	Question
1	wpa	panel weight	continuous	numeric-8.5	3271	2570	-

# Variables Description

Dataset contains 696 variable(s)

## File : TEDS2016-T\_Ind\_RE

### # id\_all: identified number

**Information** [Type= continuous] [Format=numeric] [Range= 1650023584004-8959893636098] [Missing=\*]

**Statistics [NW/ W]** [Valid=5841 /-] [Invalid=0 /-] [Mean=4866680363859.48 /-] [StdDev=1971308025456.59 /-]

### # date: day

**Information** [Type= continuous] [Format=numeric] [Range= 151202-160114] [Missing=\*]

**Statistics [NW/ W]** [Valid=5841 /-] [Invalid=0 /-] [Mean=153741.488 /-] [StdDev=4010.519 /-]

### # btime: start time

**Information** [Type= continuous] [Format=numeric] [Range= 180634-223741] [Missing=\*]

**Statistics [NW/ W]** [Valid=5841 /-] [Invalid=0 /-] [Mean=199604 /-] [StdDev=10745.757 /-]

### # etime: ending time

**Information** [Type= continuous] [Format=numeric] [Range= 181528-224741] [Missing=\*]

**Statistics [NW/ W]** [Valid=5841 /-] [Invalid=0 /-] [Mean=201404.489 /-] [StdDev=10821.014 /-]

### # q1: 1.Please tell me where your household is registered?

**Information** [Type= discrete] [Format=numeric] [Range= 2-98] [Missing=\*]

**Statistics [NW/ W]** [Valid=5841 /-] [Invalid=0 /-]

Value	Label	Cases	Percentage
2	Yi Lan County	123	2.1%
4	Hsinchu County	93	1.6%
5	Miao Li County	156	2.7%
7	Changhua County	456	7.8%
8	Nantou County	164	2.8%
9	Yunlin County	237	4.1%
10	Chiayi County	136	2.3%
13	Pingtung County	224	3.8%
14	Taitung County	32	0.5%
15	Hualien County	77	1.3%
16	Peng Hu County	16	0.3%
17	Keelung City	100	1.7%
18	Hsinchu City	70	1.2%
20	Chiayi City	76	1.3%
28	Kinmen County	15	0.3%
30	Lienchiang County	1	0.0%
63	Taipei City	587	10.0%
64	Kaoshiung City	646	11.1%
65	New Taipei City	990	16.9%
66	Taichung City	631	10.8%
67	Tainan City	544	9.3%
68	Taoyuan City	467	8.0%
95	Refuse to answer	0	
98	Don't know	0	

*Warning: these figures indicate the number of cases found in the data file. They cannot be interpreted as summary statistics of the population of interest.*

## File : TEDS2016-T\_Ind\_RE

### # q2: 1.Where your household is registered? Which township or city in Yi Lan County?

**Information** [Type= discrete] [Format=numeric] [Range= 1-99] [Missing=\*]

**Statistics [NW/ W]** [Valid=5841 /-] [Invalid=0 /-]

Value	Label	Cases	Percentage
1	Yilan City	35	0.6%
2	Luodong Township	21	0.4%
3	Suao Township	3	0.1%
4	Toucheng Township	11	0.2%
5	Jiaoxi Township	12	0.2%
6	Zhuangwei Township	3	0.1%
7	Yuanshan Township	6	0.1%
8	Dongshan Township	16	0.3%
9	Wujie Township	10	0.2%
10	Sanxing Township	4	0.1%
11	Datong Township	0	
12	Nanao Township	0	
95	Refuse to answer	0	
98	Don't know	2	0.0%
99	Skipped	5718	97.9%

*Warning: these figures indicate the number of cases found in the data file. They cannot be interpreted as summary statistics of the population of interest.*

### # q3: 1.Where your household is registered? Which township or city in Hsinchu County?

**Information** [Type= discrete] [Format=numeric] [Range= 1-99] [Missing=\*]

**Statistics [NW/ W]** [Valid=5841 /-] [Invalid=0 /-]

Value	Label	Cases	Percentage
1	Zhubei City	24	0.4%
2	Zhudong Township	14	0.2%
3	Xinpu Township	7	0.1%
4	Guanxi Township	7	0.1%
5	Hukou Township	16	0.3%
6	Xinfeng Township	9	0.2%
7	Qionglin Township	4	0.1%
8	Hengshan Township	4	0.1%
9	Beipu Township	2	0.0%
10	Baoshan Township	2	0.0%
11	Emei Township	1	0.0%
12	Jianshi Township	1	0.0%
13	Wufeng Township	0	
95	Refuse to answer	2	0.0%
98	Don't know	0	
99	Skipped	5748	98.4%

*Warning: these figures indicate the number of cases found in the data file. They cannot be interpreted as summary statistics of the population of interest.*

### # q4: 1.Where your household is registered? Which township or city in Miaoli County?

**Information** [Type= discrete] [Format=numeric] [Range= 1-99] [Missing=\*]

**Statistics [NW/ W]** [Valid=5841 /-] [Invalid=0 /-]

## File : TEDS2016-T\_Ind\_RE

### # q4: 1.Where your household is registered? Which township or city in Miaoli County?

Value	Label	Cases	Percentage
1	Miaoli City	31	0.5%
2	Yuanli Township	21	0.4%
3	Tongxiao Township	15	0.3%
4	Zhunan Township	16	0.3%
5	Toufen City	20	0.3%
6	Houlong Township	9	0.2%
7	Zhuolan Township	4	0.1%
8	Dahu Township	5	0.1%
9	Gongguan Township	6	0.1%
10	Tongluo Township	6	0.1%
11	Nanzhuang Township	3	0.1%
12	Touwu Township	2	0.0%
13	Sanyi Township	4	0.1%
14	Xihu Township	1	0.0%
15	Zaoqiao Township	6	0.1%
16	Sanwan Township	3	0.1%
17	Shitan Township	0	
18	Taian Township	3	0.1%
19	1st District	1	0.0%
20	2nd District	0	
99	Skipped	5685	97.3%

Warning: these figures indicate the number of cases found in the data file. They cannot be interpreted as summary statistics of the population of interest.

### # q5: 1.Where your household is registered? Which township or city in Changhua County?

Value	Label	Cases	Percentage
1	Changhua City	69	1.2%
2	Lugang Township	40	0.7%
3	Hemei Township	36	0.6%
4	Xianxi Township	6	0.1%
5	Shengang Township	18	0.3%
6	Fuxing Township	19	0.3%
7	Xiushui Township	24	0.4%
8	Huatan Township	15	0.3%
9	Fenyuan Township	7	0.1%
10	Yuanlin City	44	0.8%
11	Xihu Township	15	0.3%
12	Tianzhong Township	11	0.2%
13	Dacun Township	15	0.3%
14	Puyan Township	13	0.2%
15	Puxin Township	7	0.1%
16	Yongjing Township	9	0.2%

## File : TEDS2016-T\_Ind\_RE

### # q5: 1.Where your household is registered? Which township or city in Changhua County?

Value	Label	Cases	Percentage
17	Shetou Township	13	0.2%
18	Ershui Township	6	0.1%
19	Beidou Township	10	0.2%
20	Erlin Township	22	0.4%
21	Tianwei Township	11	0.2%
22	Pitou Township	12	0.2%
23	Fangyuan Township	5	0.1%
24	Dacheng Township	5	0.1%
25	Zhutang Township	5	0.1%
26	Xizhou Township	15	0.3%
27	1st district	3	0.1%
28	2nd District	0	
29	3rd District	1	0.0%
30	4th District	0	
99	Skipped	5385	92.2%

Warning: these figures indicate the number of cases found in the data file. They cannot be interpreted as summary statistics of the population of interest.

### # q6: 1.Where your household is registered? Which township or city in Nantou County?

<b>Information</b>	[Type= discrete] [Format=numeric] [Range= 1-99] [Missing=*]
<b>Statistics [NW/ W]</b>	[Valid=5841 /-] [Invalid=0 /-]

Value	Label	Cases	Percentage
1	Nantou City	47	0.8%
2	Puli Township	28	0.5%
3	Caotun Township	30	0.5%
4	Zhushan Township	21	0.4%
5	Jiji Township	4	0.1%
6	Mingjian Township	10	0.2%
7	Lugu Township	7	0.1%
8	Zhongliao Township	7	0.1%
9	Yuchi Township	4	0.1%
10	Guoxing Township	0	
11	Shuili Township	4	0.1%
12	Xinyi Township	1	0.0%
13	Renai Township	0	
14	1st District	0	
15	2nd District	1	0.0%
99	Skipped	5677	97.2%

Warning: these figures indicate the number of cases found in the data file. They cannot be interpreted as summary statistics of the population of interest.

### # q7: 1.Where your household is registered? Which township or city in Yunlin County?

<b>Information</b>	[Type= discrete] [Format=numeric] [Range= 1-99] [Missing=*]
<b>Statistics [NW/ W]</b>	[Valid=5841 /-] [Invalid=0 /-]

Value	Label	Cases	Percentage
1	Douliu City	41	0.7%

## File : TEDS2016-T\_Ind\_RE

### # q7: 1.Where your household is registered? Which township or city in Yunlin County?

Value	Label	Cases	Percentage
2	Dounan Township	19	0.3%
3	Huwei Township	34	0.6%
4	Xiluo Township	15	0.3%
5	Tuku Township	9	0.2%
6	Beigang Township	13	0.2%
7	Gukeng Township	8	0.1%
8	Dapi Township	9	0.2%
9	Citong Township	6	0.1%
10	Linnei Township	6	0.1%
11	Erlun Township	17	0.3%
12	Lunbei Township	5	0.1%
13	Mailiao Township	10	0.2%
14	Dongshi Township	4	0.1%
15	Baozhong Township	3	0.1%
16	Taixi Township	3	0.1%
17	Yuanchang Township	12	0.2%
18	Sihu Township	4	0.1%
19	Kouhu Township	5	0.1%
20	Shuilin Township	12	0.2%
21	1st District	2	0.0%
22	2nd District	0	
99	Skipped	5604	95.9%

Warning: these figures indicate the number of cases found in the data file. They cannot be interpreted as summary statistics of the population of interest.

### # q8: 1.Where your household is registered? Which township or city in Chiayi County?

Value	Label	Cases	Percentage
1	Taibao City	5	0.1%
2	Puzi City	12	0.2%
3	Budai Township	11	0.2%
4	Dalin Township	5	0.1%
5	Minxiong Township	23	0.4%
6	Xikou Township	5	0.1%
7	Xingang Township	9	0.2%
8	Liujiiao Township	9	0.2%
9	Dongshi Township	6	0.1%
10	Yizhu Township	6	0.1%
11	Lucao Township	5	0.1%
12	Shuishang Township	13	0.2%
13	Zhongpu Township	15	0.3%
14	Zhuqi Township	5	0.1%
15	Meishan Township	4	0.1%
16	Fanlu Township	2	0.0%

## File : TEDS2016-T\_Ind\_RE

### # q8: 1.Where your household is registered? Which township or city in Chiayi County?

Value	Label	Cases	Percentage
17	Dapu Township	1	0.0%
18	Alishan Township	0	
19	1st District	0	
20	2nd District	0	
99	Skipped	5705	97.7%

Warning: these figures indicate the number of cases found in the data file. They cannot be interpreted as summary statistics of the population of interest.

### # q9: 1.Where your household is registered? Which township or city in Pingtung County?

<b>Information</b>	[Type= discrete] [Format=numeric] [Range= 1-99] [Missing=*]
<b>Statistics [NW/ W]</b>	[Valid=5841 /-] [Invalid=0 /-]

Value	Label	Cases	Percentage
1	Pingtung City	55	0.9%
2	Chaozhou Township	24	0.4%
3	Donggang Township	28	0.5%
4	Hengchun Township	5	0.1%
5	Wandan Township	5	0.1%
6	Changzhi Township	13	0.2%
7	Linluo Township	5	0.1%
8	Jiuru Township	6	0.1%
9	Ligang Township	13	0.2%
10	Yanpu Township	3	0.1%
11	Gaoshu Township	4	0.1%
12	Wanluan Township	3	0.1%
13	Neipu Township	14	0.2%
14	Zhutian Township	1	0.0%
15	Xinpi Township	2	0.0%
16	Fangliao Township	8	0.1%
17	Xinyuan Township	14	0.2%
18	Kanding Township	4	0.1%
19	Linbian Township	7	0.1%
20	Nanzhou Township	1	0.0%
21	Jiadong Township	3	0.1%
22	Liuqiu Township	0	
23	Checheng Townshi	0	
24	Manzhou Townshi	0	
25	Fangshan Township	1	0.0%
26	Sandimen Township	2	0.0%
27	Wutai Township	0	
28	Majia Township	0	
29	Taiwu Townshi	0	
30	Laiyi Township	0	
31	Chunri Townshi	0	
32	Shizi Township	0	
33	Mudan Township	0	



## File : TEDS2016-T\_Ind\_RE

### # q9: 1.Where your household is registered? Which township or city in Pingtung County?

Value	Label	Cases	Percentage
34	1st District	0	
35	2nd District	0	
36	3rd District	3	0.1%
99	Skipped	5617	96.2%

Warning: these figures indicate the number of cases found in the data file. They cannot be interpreted as summary statistics of the population of interest.

### # q10: 1.Where your household is registered? Which township or city in Taitung County?

<b>Information</b>	[Type= discrete] [Format=numeric] [Range= 1-99] [Missing=*]
<b>Statistics [NW/ W]</b>	[Valid=5841 /-] [Invalid=0 /-]

Value	Label	Cases	Percentage
1	Taitung City	16	0.3%
2	Chenggong Township	2	0.0%
3	Guanshan Township	2	0.0%
4	Beinan Township	1	0.0%
5	Luye Township	1	0.0%
6	Chishang Township	0	
7	Donghe Township	1	0.0%
8	Changbin Township	3	0.1%
9	Taimali Township	2	0.0%
10	Dawu Township	0	
11	Lyudao Township	3	0.1%
12	Haiduan Township	0	
13	Yanping Townshi	0	
14	Jinfeng Township	0	
15	Daren Township	0	
16	Lanyu Township	1	0.0%
95	Refuse to answer	0	
98	Don't know	0	
99	Skipped	5809	99.5%

Warning: these figures indicate the number of cases found in the data file. They cannot be interpreted as summary statistics of the population of interest.

### # q11: 1.Where your household is registered? Which township or city in Hualien County?

<b>Information</b>	[Type= discrete] [Format=numeric] [Range= 1-99] [Missing=*]
<b>Statistics [NW/ W]</b>	[Valid=5841 /-] [Invalid=0 /-]

Value	Label	Cases	Percentage
1	Hualien City	32	0.5%
2	Fenglin Township	2	0.0%
3	Yuli Township	4	0.1%
4	Xincheng Townshi	2	0.0%
5	Jian Township	28	0.5%
6	Shoufeng Township	1	0.0%
7	Guangfu Township	4	0.1%
8	Fengbin Township	0	
9	Ruisui Township	2	0.0%

## File : TEDS2016-T\_Ind\_RE

### # q11: 1.Where your household is registered? Which township or city in Hualien County?

Value	Label	Cases	Percentage
10	Fuli Township	1	0.0%
11	Xiulin Townshi	1	0.0%
12	Wanrong Township	0	
13	Zhuoxi Township	0	
95	Refuse to answer	0	
98	Don't know	0	
99	Skipped	5764	98.7%

Warning: these figures indicate the number of cases found in the data file. They cannot be interpreted as summary statistics of the population of interest.

### # q12: 1.Where your household is registered? Which township or city in Penghu County?

Value	Label	Cases	Percentage
1	Magong City	13	0.2%
2	Huxi Township	2	0.0%
3	Baisha Township	0	
4	Xiyu Township	0	
5	Wang'an Township	1	0.0%
6	Qimei Township	0	
95	Refuse to answer	0	
98	Don't know	0	
99	Skipped	5825	99.7%

Warning: these figures indicate the number of cases found in the data file. They cannot be interpreted as summary statistics of the population of interest.

### # q13: 1.Where your household is registered? Which district in Keelung City?

Value	Label	Cases	Percentage
1	Zhongzheng District	7	0.1%
2	Qidu District	12	0.2%
3	Nuannuan District	13	0.2%
4	Ren'ai District	12	0.2%
5	Zhongshan District	6	0.1%
6	Anle District	26	0.4%
7	Xinyi District	24	0.4%
95	Refuse to answer	0	
98	Don't know	0	
99	Skipped	5741	98.3%

Warning: these figures indicate the number of cases found in the data file. They cannot be interpreted as summary statistics of the population of interest.

### # q14: 1.Where your household is registered? Which district in Hsinchu City?

Value	Label	Cases	Percentage
1	Zhongzheng District	7	0.1%
2	Qidu District	12	0.2%
3	Nuannuan District	13	0.2%
4	Ren'ai District	12	0.2%
5	Zhongshan District	6	0.1%
6	Anle District	26	0.4%
7	Xinyi District	24	0.4%
95	Refuse to answer	0	
98	Don't know	0	
99	Skipped	5741	98.3%

Warning: these figures indicate the number of cases found in the data file. They cannot be interpreted as summary statistics of the population of interest.

## File : TEDS2016-T\_Ind\_RE

### # q14: 1.Where your household is registered? Which district in Hsinchu City?

Value	Label	Cases	Percentage
1	East District	26	0.4%
2	North District	31	0.5%
3	Xiangshan District	12	0.2%
95	Refuse to answer	1	0.0%
98	Don't know	0	
99	Skipped	5771	98.8%

Warning: these figures indicate the number of cases found in the data file. They cannot be interpreted as summary statistics of the population of interest.

### # q15: 1.Where your household is registered? Which district in Chiayi City?

<b>Information</b>	[Type= discrete] [Format=numeric] [Range= 1-99] [Missing=*]
<b>Statistics [NW/ W]</b>	[Valid=5841 /-] [Invalid=0 /-]

Value	Label	Cases	Percentage
1	East District	38	0.7%
2	West District	36	0.6%
95	Refuse to answer	1	0.0%
98	Don't know	1	0.0%
99	Skipped	5765	98.7%

Warning: these figures indicate the number of cases found in the data file. They cannot be interpreted as summary statistics of the population of interest.

### # q16: 1.Where your household is registered? Which district in Taipei City?

<b>Information</b>	[Type= discrete] [Format=numeric] [Range= 1-99] [Missing=*]
<b>Statistics [NW/ W]</b>	[Valid=5841 /-] [Invalid=0 /-]

Value	Label	Cases	Percentage
1	Songshan District	29	0.5%
2	Xinyi District	45	0.8%
3	Daan District	49	0.8%
4	Zhongshan District	41	0.7%
5	Zhongzheng District	32	0.5%
6	Datong District	19	0.3%
7	Wanhua District	43	0.7%
8	Wenshan District	83	1.4%
9	Nangang District	23	0.4%
10	Neihu District	79	1.4%
11	Shilin District	60	1.0%
12	Beitou District	75	1.3%
13	1st District	1	0.0%
14	2nd District	1	0.0%
15	3rd District	2	0.0%
16	4th District	1	0.0%
17	5th District	1	0.0%
18	6th District	1	0.0%
19	7th District	2	0.0%
20	8th District	0	
99	Skipped	5254	90.0%

## File : TEDS2016-T\_Ind\_RE

### # q16: 1.Where your household is registered? Which district in Taipei City?

*Warning: these figures indicate the number of cases found in the data file. They cannot be interpreted as summary statistics of the population of interest.*

### # q17: 1.Where your household is registered? Which district in Kaohsiung City?

**Information** [Type= discrete] [Format=numeric] [Range= 1-99] [Missing=\*]

**Statistics [NW/ W]** [Valid=5841 /-] [Invalid=0 /-]

Value	Label	Cases	Percentage
1	Yancheng District	6	0.1%
2	Gushan District	27	0.5%
3	Zuoying District	43	0.7%
4	Nanzi District	54	0.9%
5	Sanmin District	78	1.3%
6	Xinxing District	4	0.1%
7	Qianjin District	9	0.2%
8	Lingya District	49	0.8%
9	Qianzhen District	41	0.7%
10	Qijin District	2	0.0%
11	Xiaogang District	37	0.6%
12	Fengshan District	80	1.4%
13	Linyuan District	9	0.2%
14	Daliao District	21	0.4%
15	Dashu District	15	0.3%
16	Dashe District	5	0.1%
17	Renwu District	21	0.4%
18	Niaosong District	5	0.1%
19	Gangshan District	26	0.4%
20	Qiaotou District	15	0.3%
21	Yanchao District	5	0.1%
22	Tianliao District	2	0.0%
23	Alian District	9	0.2%
24	Luzhu District	16	0.3%
25	Hunei District	15	0.3%
26	Qieding District	3	0.1%
27	Yongan District	2	0.0%
28	Mituo District	7	0.1%
29	Ziguan District	8	0.1%
30	Qishan District	8	0.1%
31	Meinong District	13	0.2%
32	Liugui District	1	0.0%
33	Jiaxian District	0	
34	Shanlin District	1	0.0%
35	Neimen District	0	
36	Maolin District	0	
37	Taoyuan District	0	
38	Namaxia District	1	0.0%
39	1st District	1	0.0%

## File : TEDS2016-T\_Ind\_RE

### # q17: 1.Where your household is registered? Which district in Kaohsiung City?

Value	Label	Cases	Percentage
40	2nd District	2	0.0%
41	3rd District	0	
42	4th District	0	
43	5th District	0	
44	6th District	1	0.0%
45	7th District	1	0.0%
46	8th District	2	0.0%
47	9th District	1	0.0%
99	Skipped	5195	88.9%

Warning: these figures indicate the number of cases found in the data file. They cannot be interpreted as summary statistics of the population of interest.

### # q18: 1.Where your household is registered? Which district in New Taipei City?

Information	[Type= discrete] [Format=numeric] [Range= 1-99] [Missing=*]
Statistics [NW/ W]	[Valid=5841 /-] [Invalid=0 /-]

Value	Label	Cases	Percentage
1	Banqiao District	179	3.1%
2	Sanchong District	95	1.6%
3	Zhonghe District	101	1.7%
4	Yonghe District	63	1.1%
5	Xinzhuang District	112	1.9%
6	Xindian District	60	1.0%
7	Shulin District	56	1.0%
8	Yingge District	27	0.5%
9	Sanxia District	23	0.4%
10	Danshui District	33	0.6%
11	Xizhi District	37	0.6%
12	Ruifang District	2	0.0%
13	Tucheng District	64	1.1%
14	Luzhou District	55	0.9%
15	Wugu District	16	0.3%
16	Taishan District	19	0.3%
17	Linkou District	14	0.2%
18	Shenkeng District	7	0.1%
19	Shiding District	0	
20	Pinglin District	1	0.0%
21	Sanzhi District	8	0.1%
22	Shimen District	3	0.1%
23	Bali District	6	0.1%
24	Pingxi District	0	
25	Shuangxi District	1	0.0%
26	Gongliao District	1	0.0%
27	Jinshan District	3	0.1%
28	Wanli District	3	0.1%
29	Wulai District	1	0.0%

## File : TEDS2016-T\_Ind\_RE

### # q18: 1.Where your household is registered? Which district in New Taipei City?

Value	Label	Cases	Percentage
30	1st District	0	
31	2nd District	0	
32	3rd District	0	
33	4th District	0	
34	5th District	0	
35	6th District	0	
36	7th District	0	
37	8th District	0	
38	9th District	0	
39	10th District	0	
40	11th District	0	
41	12th District	0	
99	Skipped	4851	83.1%

Warning: these figures indicate the number of cases found in the data file. They cannot be interpreted as summary statistics of the population of interest.

### # q19: 1.Where your household is registered? Which district in Taichung City?

<b>Information</b>	[Type= discrete] [Format=numeric] [Range= 1-99] [Missing=*]
<b>Statistics [NW/ W]</b>	[Valid=5841 /-] [Invalid=0 /-]

Value	Label	Cases	Percentage
1	Central District	2	0.0%
2	East District	12	0.2%
3	South District	28	0.5%
4	West District	21	0.4%
5	North District	35	0.6%
6	Xitun District	34	0.6%
7	Nantun District	32	0.5%
8	Beitun District	45	0.8%
9	Fengyuan District	52	0.9%
10	Dongshi District	11	0.2%
11	Dajia District	34	0.6%
12	Qingshui District	18	0.3%
13	Shalu District	25	0.4%
14	Wuqi District	10	0.2%
15	Houli District	18	0.3%
16	Shengang District	12	0.2%
17	Tanzi District	36	0.6%
18	Daya District	24	0.4%
19	Xinshe District	10	0.2%
20	Shigang District	3	0.1%
21	Waipu District	12	0.2%
22	Daan District	1	0.0%
23	Wuri District	12	0.2%
24	Dadu District	12	0.2%
25	Longjing District	20	0.3%

## File : TEDS2016-T\_Ind\_RE

### # q19: 1.Where your household is registered? Which district in Taichung City?

Value	Label	Cases	Percentage
26	Wufeng District	19	0.3%
27	Taiping District	38	0.7%
28	Dali District	47	0.8%
29	Heping District	0	
30	1st District	0	
31	2nd District	2	0.0%
32	3rd District	0	
33	4th District	2	0.0%
34	5th District	0	
35	6th District	1	0.0%
36	7th District	3	0.1%
37	8th District	0	
99	Skipped	5210	89.2%

Warning: these figures indicate the number of cases found in the data file. They cannot be interpreted as summary statistics of the population of interest.

### # q20: 1.Where your household is registered? Which district in Tainan City?

<b>Information</b>	[Type= discrete] [Format=numeric] [Range= 1-99] [Missing=*]
<b>Statistics [NW/ W]</b>	[Valid=5841 /-] [Invalid=0 /-]

Value	Label	Cases	Percentage
1	Xinying District	26	0.4%
2	Yanshui District	8	0.1%
3	Baihe District	7	0.1%
4	Liuying District	5	0.1%
5	Houbi District	6	0.1%
6	Dongshan District	5	0.1%
7	Madou District	22	0.4%
8	Xiaying District	9	0.2%
9	Liuji District	11	0.2%
10	Guantian District	3	0.1%
11	Danei District	0	
12	Jiali District	19	0.3%
13	Xuejia District	11	0.2%
14	Sigang District	10	0.2%
15	Qigu District	2	0.0%
16	Jiangjun District	8	0.1%
17	Beimen District	0	
18	Xinhua District	16	0.3%
19	Shanhua District	15	0.3%
20	Xinshi District	14	0.2%
21	Anding District	10	0.2%
22	Shanshang District	0	
23	Yujing District	9	0.2%
24	Nanxi District	1	0.0%
25	Nanhua District	2	0.0%

## File : TEDS2016-T\_Ind\_RE

### # q20: 1.Where your household is registered? Which district in Tainan City?

Value	Label	Cases	Percentage
26	Zuozhen District	1	0.0%
27	Rende District	24	0.4%
28	Guiren District	13	0.2%
29	Guanmiao District	7	0.1%
30	Longqi District	0	
31	Yongkang District	69	1.2%
32	East District	47	0.8%
33	South District	36	0.6%
34	North District	36	0.6%
35	Annan District	49	0.8%
36	Anping District	15	0.3%
37	West Central District	20	0.3%
38	1st District	3	0.1%
39	2nd District	3	0.1%
40	3rd District	0	
41	4th District	1	0.0%
42	5th District	1	0.0%
99	Skipped	5297	90.7%

*Warning: these figures indicate the number of cases found in the data file. They cannot be interpreted as summary statistics of the population of interest.*

### # q21: 1.Where your household is registered? Which district in Taoyuan City?

Value	Label	Cases	Percentage
1	Taoyuan District	77	1.3%
2	Zhongli District	89	1.5%
3	Daxi District	29	0.5%
4	Yangmei District	39	0.7%
5	Luzhu District	22	0.4%
6	Dayuan District	13	0.2%
7	Guishan District	30	0.5%
8	Bade District	61	1.0%
9	Longtan District	29	0.5%
10	Pingzhen District	46	0.8%
11	Xinwu District	12	0.2%
12	Guanyin District	18	0.3%
13	Fuxing District	0	
14	1st district	0	
15	2nd District	0	
16	3rd District	0	
17	4th District	1	0.0%
18	5th District	0	
19	6th District	1	0.0%
99	Skipped	5374	92.0%



## File : TEDS2016-T\_Ind\_RE

### # q21: 1.Where your household is registered? Which district in Taoyuan City?

*Warning: these figures indicate the number of cases found in the data file. They cannot be interpreted as summary statistics of the population of interest.*

### # q22: 1.Where your household is registered? Which township or city in Kinmen County?

**Information** [Type= discrete] [Format=numeric] [Range= 1-99] [Missing=\*]

**Statistics [NW/ W]** [Valid=5841 /-] [Invalid=0 /-]

Value	Label	Cases	Percentage
1	Jincheng Township	6	0.1%
2	Jinsha Township	3	0.1%
3	Jinhu Township	4	0.1%
4	Jinning Township	1	0.0%
5	Lieyu Township	0	
6	Wuqiu Township	0	
95	Refuse to answer	0	
98	Don't know	1	0.0%
99	Skipped	5826	99.7%

*Warning: these figures indicate the number of cases found in the data file. They cannot be interpreted as summary statistics of the population of interest.*

### # q23: 1.Where your household is registered? Which township or city in Lienchiang County?

**Information** [Type= discrete] [Format=numeric] [Range= 1-99] [Missing=\*]

**Statistics [NW/ W]** [Valid=5841 /-] [Invalid=0 /-]

Value	Label	Cases	Percentage
1	Nangan Township	1	0.0%
2	Beigan Township	0	
3	Juguang Township	0	
4	Dongyin Township	0	
95	Refuse to answer	0	
98	Don't know	0	
99	Skipped	5840	100.0%

*Warning: these figures indicate the number of cases found in the data file. They cannot be interpreted as summary statistics of the population of interest.*

### # q24: 1.Where your household is registered? Which borough in Taipei City, Song Shan District?

**Information** [Type= discrete] [Format=numeric] [Range= 1-999] [Missing=\*]

**Statistics [NW/ W]** [Valid=5841 /-] [Invalid=0 /-]

Value	Label	Cases	Percentage
1	Jingzhong Village	0	
2	Dongguang Village	1	0.0%
3	Longtian Village	1	0.0%
4	Dongchang Village	0	
5	Dongshi Village	0	
6	Zhonghua Village	0	
7	Minyou Village	0	
8	Minfu Village	3	0.1%
9	Songji Village	0	
10	Zhuangjing Village	1	0.0%
11	Dongrong Village	1	0.0%

## File : TEDS2016-T\_Ind\_RE

### # q24: 1.Where your household is registered? Which borough in Taipei City, Song Shan District?

Value	Label	Cases	Percentage
12	Xinyi Village	0	
13	Xindong Village	1	0.0%
14	Jieshou Village	1	0.0%
15	Sanmin Village	0	
16	Fujin Village	0	
17	Futai Village	1	0.0%
18	Ziqiang Village	0	
19	Pengcheng Village	1	0.0%
20	Anping Village	0	
21	Ciyou Village	2	0.0%
22	Jixiang Village	3	0.1%
23	Xinju Village	1	0.0%
24	Fucheng Village	0	
25	Zhongzheng Village	1	0.0%
26	Zhonglun Village	1	0.0%
27	Meiren Village	1	0.0%
28	Jiren Village	0	
29	Dunhua Village	0	
30	Fuyuan Village	1	0.0%
31	Fujian Village	1	0.0%
32	Fushi Village	0	
33	Fucheng Village	0	
34	3rd District	2	0.0%
35	7th District	5	0.1%
999	Skipped	5812	99.5%

Warning: these figures indicate the number of cases found in the data file. They cannot be interpreted as summary statistics of the population of interest.

### # q25: 1.Where your household is registered? Which borough in Taipei City, Zhong Zheng District?

<b>Information</b>	[Type= discrete] [Format=numeric] [Range= 1-999] [Missing=*]
<b>Statistics [NW/ W]</b>	[Valid=5841 /-] [Invalid=0 /-]

Value	Label	Cases	Percentage
1	Nanmen Village	0	
2	Xinying Village	5	0.1%
3	Longfu Village	1	0.0%
4	Nanfu Village	1	0.0%
5	Aiguo Village	3	0.1%
6	Xia'an Village	2	0.0%
7	Zhongqin Village	0	
8	Yonggong Village	3	0.1%
9	Yongchang Village	0	
10	Longxing Village	0	
11	Longguang Village	2	0.0%
12	Liming Village	0	
13	Guangfu Village	0	

## File : TEDS2016-T\_Ind\_RE

### # q25: 1.Where your household is registered? Which borough in Taipei City, Zhong Zheng District?

Value	Label	Cases	Percentage
14	Jianguo Village	0	
15	Dongmen Village	1	0.0%
16	Xingfu Village	2	0.0%
17	Meihua Village	0	
18	Xingshi Village	1	0.0%
19	Wenbei Village	0	
20	Wenxiang Village	1	0.0%
21	San'ai Village	2	0.0%
22	Shuiyuan Village	0	
23	Fu Shuili	1	0.0%
24	Wencheng Village	1	0.0%
25	Linxing Village	0	
26	Heti Village	0	
27	Yingpu Village	2	0.0%
28	Wangxi Village	1	0.0%
29	Banxi Village	0	
30	Dingdong Village	0	
31	Yingxue Village	2	0.0%
32	5th District	1	0.0%
33	8th District	0	
999	Skipped	5809	99.5%

Warning: these figures indicate the number of cases found in the data file. They cannot be interpreted as summary statistics of the population of interest.

### # q26: 1.Where your household is registered? Which borough in Taipei City, Shi Lin District?

Value	Label	Cases	Percentage
1	Tianmu Village	1	0.0%
2	San Yuli	2	0.0%
3	Tianfu Village	0	
4	Tianlu Village	0	
5	Tianshou Village	2	0.0%
6	Tianshan Village	1	0.0%
7	Tianhe Village	0	
8	Tian Yuli	1	0.0%
9	Dexing Village	2	0.0%
10	Dehua Village	1	0.0%
11	Zhongcheng Village	1	0.0%
12	Lanya Village	0	
13	Lanxing Village	2	0.0%
14	Renyong Village	1	0.0%
15	Yixin Village	0	
16	Fulin Village	2	0.0%
17	Fude Village	0	

## File : TEDS2016-T\_Ind\_RE

### # q26: 1.Where your household is registered? Which borough in Taipei City, Shi Lin District?

Value	Label	Cases	Percentage
18	Fuzhi Village	3	0.1%
19	Jiu Jiali	3	0.1%
20	Fu Jiali	1	0.0%
21	Hougang Village	0	
22	Fuzhong Village	3	0.1%
23	Qiangang Village	0	
24	Bailing Village	1	0.0%
25	Chengde Village	0	
26	Fuhua Village	5	0.1%
27	Mingsheng Village	1	0.0%
28	Fushun Village	2	0.0%
29	Fuguang Village	1	0.0%
30	Hulu Village	2	0.0%
31	Hudong Village	1	0.0%
32	Shezi Village	2	0.0%
33	Shexin Village	0	
34	Sheyuan Village	0	
35	Yonglun Village	3	0.1%
36	Fu'an Village	1	0.0%
37	Fuzhou Village	0	
38	Yanshan Village	0	
39	Mingshan Village	2	0.0%
40	Shengshan Village	1	0.0%
41	Zhishan Village	0	
42	Dongshan Village	2	0.0%
43	Yongfu Village	1	0.0%
44	Gongguan Village	0	
45	Xin'an Village	0	
46	Yangming Village	1	0.0%
47	Jingshan Village	0	
48	Pingdeng Village	0	
49	Xishan Village	0	
50	Cuishan Village	0	
51	Linxi Village	0	
52	1st District	3	0.1%
53	2nd District	5	0.1%
999	Skipped	5781	99.0%

Warning: these figures indicate the number of cases found in the data file. They cannot be interpreted as summary statistics of the population of interest.

### # q27: 1.Where your household is registered? Which borough in Kaohsiung City, San Min District?

<b>Information</b>	[Type= discrete] [Format=numeric] [Range= 1-999] [Missing=*]		
<b>Statistics [NW/ W]</b>	[Valid=5841 /-] [Invalid=0 /-]		
Value	Label	Cases	Percentage
1	Chuandong Village	0	

**File : TEDS2016-T\_Ind\_RE**

**# q27: 1.Where your household is registered? Which borough in Kaohsiung City, San Min District?**

Value	Label	Cases	Percentage
2	Dexi Village,	0	
3	Yumin Village	0	
4	Lixing Village	0	
5	Fengyu Village	0	
6	Qianqiu Village	1	0.0%
7	Qianbei Village	0	
8	Lide Village	0	
9	Qiansui Village	0	
10	Fengnan Village	0	
11	Xingde Village	0	
12	Fengbei Village	0	
13	Debei Village	0	
14	Shiquan Village	0	
15	Shimei Village	0	
16	Anbang Village	1	0.0%
17	Anyi Village	0	
18	Antai Village	2	0.0%
19	Minxiang Village	0	
20	Jinghua Village	1	0.0%
21	Dexing Village	0	
22	Dedong Village	0	
23	Licheng Village	0	
24	Liye Village	0	
25	Ansheng Village	0	
26	Anhe Village	0	
27	Andong Village	1	0.0%
28	Daming Village	0	
29	Dade Village	0	
30	Daren Village	0	
31	Dayong Village	0	
32	Dezhi Village	0	
33	Deren Village	0	
34	Tongde Village	0	
35	Jiandong Village	0	
36	Gangxi Village	0	
37	Changming Village	0	
38	Gangdong Village	0	
40	Gangxin Village	0	
41	Bo'ai Village	0	
42	Bohui Village	5	0.1%
43	Dingjin Village	0	
44	Dingcheng Village	2	0.0%
45	Dingqiang Village	4	0.1%

**File : TEDS2016-T\_Ind\_RE**

**# q27: 1.Where your household is registered? Which borough in Kaohsiung City, San Min District?**

Value	Label	Cases	Percentage
46	Dingli Village	0	
47	Dingxi Village	1	0.0%
48	Dingzhong Village	1	0.0%
49	Dingtai Village	6	0.1%
50	Benguan Village	0	
51	Benhe Village	4	0.1%
52	Benwen Village	0	
53	Benwu Village	0	
54	Benyuan Village	2	0.0%
55	Ben'an Village	1	0.0%
56	Benshang Village	0	
57	Benyang Village	0	
58	Baoshi Village	2	0.0%
59	Baode Village	3	0.1%
60	Baotai Village	1	0.0%
61	Baoxing Village	2	0.0%
62	Baozhong Village	2	0.0%
63	Baohua Village	2	0.0%
64	Baoguo Village	4	0.1%
65	Baomin Village	0	
66	Baoqing Village	0	
67	Baoye Village	0	
68	Baocheng Village	1	0.0%
69	Bao'an Village	2	0.0%
70	Baolong Village	1	0.0%
71	Baozhu Village	1	0.0%
72	Bao Yuli	4	0.1%
73	Wanzi Village	0	
74	Wan'ai Village	2	0.0%
75	Wanzhong Village	4	0.1%
76	Wanhua Villag	0	
77	Wansheng Village	1	0.0%
78	Wanli Village	2	0.0%
79	Wanfu Village	1	0.0%
80	Zhengxing Village	2	0.0%
81	Zhengshun Village	1	0.0%
82	Wanxing Village	0	
83	Wancheng Village	1	0.0%
84	Ankang Village	2	0.0%
85	Anning Village	0	
86	Anji Village	1	0.0%
87	Anfa Village	1	0.0%
88	5th District	0	

## File : TEDS2016-T\_Ind\_RE

### # q27: 1.Where your household is registered? Which borough in Kaohsiung City, San Min District?

Value	Label	Cases	Percentage
89	6th District	3	0.1%
999	Skipped	5763	98.7%

Warning: these figures indicate the number of cases found in the data file. They cannot be interpreted as summary statistics of the population of interest.

### # q28: 1.Where your household is registered? Which borough in Kaohsiung City, Qian Zhen District?

<b>Information</b>	[Type= discrete] [Format=numeric] [Range= 1-999] [Missing=*]
<b>Statistics [NW/ W]</b>	[Valid=5841 /-] [Invalid=0 /-]

Value	Label	Cases	Percentage
1	Fuguo Village	0	
2	Zhuzhong Village	1	0.0%
3	Zhubei Village	0	
4	Xingdong Village	0	
5	Zhuxi Village	0	
6	Zhudong Village	1	0.0%
7	Zhunei Village	2	0.0%
8	Zhunan Village	0	
9	Caoya Village	2	0.0%
10	Mingxiao Village	0	
11	Mingzheng Village	1	0.0%
12	Mingyi Village	0	
13	Ren'ai Village	0	
14	Dechang Village	0	
15	Pingdeng Village	0	
16	Pingchang Village	0	
17	Mingli Village	0	
18	Xinyi Village	0	
19	Xinde Village	0	
20	Mingdao Village	0	
21	Xinghua Village	0	
22	Xingren Village	1	0.0%
23	Qianzhen Village	1	0.0%
24	Zhendong Village	0	
25	Zhenrong Village	1	0.0%
26	Zhenchang Village	2	0.0%
27	Zhenhai Village	0	
28	Zhenyang Village	2	0.0%
29	Xingbang Village	1	0.0%
30	Zhenzhong Village	0	
31	Zhenbei Village	0	
32	Zhongchun Village	0	
33	Zhongcheng Village	2	0.0%
34	Xishan Village	1	0.0%
35	Minquan Village	0	
36	Jianlong Village	0	

## File : TEDS2016-T\_Ind\_RE

### # q28: 1.Where your household is registered? Which borough in Kaohsiung City, Qian Zhen District?

Value	Label	Cases	Percentage
37	Zhenxing Village	0	
38	Lianghe Village	2	0.0%
39	Xijia Village	0	
40	Chengxing Village	0	
41	Chengfeng Village	1	0.0%
42	Xingzhong Village	0	
43	Zhongxiao Village	1	0.0%
44	Ruizhu Village	0	
45	Ruinan Village	0	
46	Ruifeng Village	0	
47	Ruixiang Village	2	0.0%
48	Ruidong Village	0	
49	Ruihe Village	2	0.0%
50	Ruiping Village	1	0.0%
51	Ruilong Village	0	
52	Rubei Village	0	
53	Ruixi Village	0	
54	Ruigang Village	0	
55	Ruixing Village	3	0.1%
56	Ruicheng Village	1	0.0%
57	Ruiwen Village	3	0.1%
58	Ruihua Village	1	0.0%
59	Ruichang Village	1	0.0%
60	7th District	4	0.1%
61	9th District	1	0.0%
999	Skipped	5800	99.3%

Warning: these figures indicate the number of cases found in the data file. They cannot be interpreted as summary statistics of the population of interest.

### # q29: 1.Where your household is registered? Which borough in New Taipei City, Ban Qiao District?

Information	[Type= discrete] [Format=numeric] [Range= 1-999] [Missing=*]
Statistics [NW/ W]	[Valid=5841 /-] [Invalid=0 /-]

Value	Label	Cases	Percentage
1	Zhongzheng Village	1	0.0%
2	Rencui Village	2	0.0%
3	Jieshou Village	2	0.0%
4	Gongguan Village	3	0.1%
5	Wenhua Village	2	0.0%
6	Wensheng Village	1	0.0%
7	Wencui Village	0	
8	Wende Village	0	
9	Min'an Village	0	
10	Minquan Village	0	
11	Yong'an Village	0	
12	Guanghua	0	



**File : TEDS2016-T\_Ind\_RE**

**# q29: 1.Where your household is registered? Which borough in New Taipei City, Ban Qiao District?**

Value	Label	Cases	Percentage
13	Guangrong Village	1	0.0%
14	Jicui Village	1	0.0%
15	Jiangcui Village	3	0.1%
16	Baishou Village	0	
17	Zili Village	2	0.0%
18	Ziqiang Village	2	0.0%
19	Hongcui Village	1	0.0%
20	Chisong Village	1	0.0%
21	Xingfu Village	0	
22	Zhongcheng Village	1	0.0%
23	Zhongcui Village	3	0.1%
24	Mingcui Village	3	0.1%
25	Songbo Village	0	
26	Songcui Village	2	0.0%
27	Shehou Village	3	0.1%
28	Jinhua Village	2	0.0%
29	Qingcui Village	3	0.1%
30	Jianguo Village	1	0.0%
31	Bocui Village	0	
32	Liufang Village	0	
33	Xiangshe Village	2	0.0%
34	Xiangya Village	1	0.0%
35	Liuhou Village	0	
36	Chuncui Village	3	0.1%
37	Guoguang Village	2	0.0%
38	Piqi Village	1	0.0%
39	Juguang Village	1	0.0%
40	Zhuangjing Village	4	0.1%
41	Lancui Village	1	0.0%
42	Zhaoyang Village	0	
43	Gangwei Village	2	0.0%
44	Gangzui Village	1	0.0%
45	Gangde Village	2	0.0%
46	Huajiang Village	2	0.0%
47	Huacui Village	3	0.1%
48	Yangming Village	0	
49	Huangshi Village	1	0.0%
50	Xinmin Village	1	0.0%
51	Xinsheng Village	1	0.0%
52	Xinpu Village	0	
53	Xinhai Village	2	0.0%
54	Xincui Village	1	0.0%
55	Xinxing Village	0	

**File : TEDS2016-T\_Ind\_RE**

**# q29: 1.Where your household is registered? Which borough in New Taipei City, Ban Qiao District?**

Value	Label	Cases	Percentage
56	Hansheng Village	2	0.0%
57	Mancui Village	0	
58	Fucui Village	1	0.0%
59	Decui Village	2	0.0%
60	Longcui Village	3	0.1%
61	Liancui Village	1	0.0%
62	Huaicui Village	4	0.1%
63	Yixiu Village	1	0.0%
64	Nanxing Village	3	0.1%
65	Xitou Village	1	0.0%
66	Jiuru Village	2	0.0%
67	Da'an Village	1	0.0%
68	Dafeng Village	0	
69	Daguan Village	0	
70	Zhongshan Village	1	0.0%
71	Wuquan Village	1	0.0%
72	Ren'ai Village	1	0.0%
73	Zhengtai Village	0	
74	Minsheng Village	0	
75	Minzu Village	1	0.0%
76	Yuguang Village	2	0.0%
77	Guangren Village	0	
78	Guangfu Village	2	0.0%
79	Chenghe Village	1	0.0%
80	Xi'an Village	1	0.0%
81	Heping Village	2	0.0%
82	Juren Village	0	
83	Dongqiu Village	3	0.1%
84	Dong'an Village	0	
85	Chang'an Village	1	0.0%
86	Changshou Village	1	0.0%
87	Xinyi Village	4	0.1%
88	Hou Puli	2	0.0%
89	Chongqing Village	1	0.0%
90	Xiangqiu Villag	0	
91	Puqi Village	4	0.1%
92	Zhenxing Village	0	
93	Zhenyi Village	0	
94	Haishan Village	2	0.0%
95	Fuzhou Village	1	0.0%
96	Guotai Village	0	
97	Tangchun Village	0	
98	Kunlun Village	1	0.0%

## File : TEDS2016-T\_Ind\_RE

### # q29: 1.Where your household is registered? Which borough in New Taipei City, Ban Qiao District?

Value	Label	Cases	Percentage
99	Shenqiu Village	2	0.0%
100	Fugui Village	0	
101	Fuxing Village	0	
102	Jingxing Village	0	
103	Huazhong Village	1	0.0%
104	Huadong Village	0	
105	Huagui Village	0	
106	Huafu Village	1	0.0%
107	Huade Village	3	0.1%
108	Huaxing Village	0	
109	Xiangyun Village	1	0.0%
110	Xibei Village	3	0.1%
111	Xizhou Village	2	0.0%
112	Xifu Villag	4	0.1%
113	Qiaozhong Village	0	
114	Fuqiu Village	0	
115	Fu'an Village	0	
116	Fuxing Village	2	0.0%
117	Fulu Village	0	
118	Fushou Village	1	0.0%
119	Fude Village	5	0.1%
120	Ju'an Village	1	0.0%
121	Guangxin Village	0	
122	Guangfu Village	0	
123	Guangde Village	2	0.0%
124	Long'an Village	3	0.1%
125	Shuang Yuli	3	0.1%
126	Huanyuan Village	0	
127	6th District	8	0.1%
128	7th District	13	0.2%
999	Skipped	5662	96.9%

Warning: these figures indicate the number of cases found in the data file. They cannot be interpreted as summary statistics of the population of interest.

### # q30: 1.Where your household is registered? Which borough in New Taipei City, San Zhong District?

<b>Information</b>	[Type= discrete] [Format=numeric] [Range= 1-999] [Missing=*]		
<b>Statistics [NW/ W]</b>	[Valid=5841 /-] [Invalid=0 /-]		
Value	Label	Cases	Percentage
1	Erchong Village	0	
2	Sanmin Village	1	0.0%
3	San'an Village	3	0.1%
4	Datong Village	0	
5	Da'an Village	3	0.1%
6	Dayou Village	0	
7	Dayuan Village	0	

**File : TEDS2016-T\_Ind\_RE**

**# q30: 1.Where your household is registered? Which borough in New Taipei City, San Zhong District?**

Value	Label	Cases	Percentage
8	Dade Village	0	
9	Zhongshan Village	1	0.0%
10	Zhongyang Village	1	0.0%
11	Zhongzheng Village	0	
12	Zhongmin Village	0	
13	Zhongxing Village	0	
14	Wugu Village	0	
15	Wuchang Village	1	0.0%
16	Wushun Village	0	
17	Renzhong Village	2	0.0%
18	Renyi Village	0	
19	Rende Village	1	0.0%
20	Jieshou Village	0	
21	Liuhe Village	0	
22	Liufu Village	1	0.0%
23	Wenhua Village	0	
24	Pinghe Village	1	0.0%
25	Zheng'an Village	0	
26	Zhengyi Village	0	
27	Zhengde Village	0	
28	Minsheng Village	2	0.0%
29	Yongji Village	0	
30	Yong'an Village	1	0.0%
31	Yongchun Village	0	
32	Yongcheng Village	1	0.0%
33	Yongfu Village	1	0.0%
34	Yongde Village	2	0.0%
35	Yongxing Village	0	
36	Yongfeng Village	1	0.0%
37	Yonghui Village	1	0.0%
38	Tianzhong Village	1	0.0%
39	Tianxin Village	3	0.1%
40	Tian'an Village	3	0.1%
41	Lide Village	0	
42	Guangzheng Village	2	0.0%
43	Guangtian Village	2	0.0%
44	Guangming Village	2	0.0%
45	Guanghua Village	1	0.0%
46	Guangyang Village	1	0.0%
47	Guangrong Village	0	
48	Guanghui Village	0	
49	Jili Village	0	
50	Tong'an Village	0	

**File : TEDS2016-T\_Ind\_RE**

**# q30: 1.Where your household is registered? Which borough in New Taipei City, San Zhong District?**

Value	Label	Cases	Percentage
51	Tongqing Village	1	0.0%
52	Anqing Village	1	0.0%
53	Chenggong Village	0	
54	Ziqiang Village	0	
55	Xiujiang Village	0	
56	Guwang Village	0	
57	Shangde Village	0	
58	Xingfu Village	0	
59	Zhongxiao Village	0	
60	Chengde Village	2	0.0%
61	Changyuan Village	1	0.0%
62	Changsheng Village	0	
63	Chang'an Village	0	
64	Changjiang Village	1	0.0%
65	Changtai Village	1	0.0%
66	Changfu Village	0	
67	Xin'an Village	1	0.0%
68	Houde Village	1	0.0%
69	Yishou Village	0	
70	Chongming Village	1	0.0%
71	Chongyang Village	0	
72	Chongxin Village	1	0.0%
73	Guolong Village	3	0.1%
74	Peide Village	1	0.0%
75	Chongde Village	0	
76	Qinghe Village	0	
77	Dingkan Village	0	
78	Bo'ai Village	1	0.0%
79	Cailiao Village	0	
80	Kaiyuan Village	0	
81	Shunde Village	0	
82	Ximei Village	3	0.1%
83	Ruide Village	0	
84	Wanshou Village	2	0.0%
85	Guotian Village	0	
86	Fumin Village	1	0.0%
87	Futian Village	5	0.1%
88	Fu'an Village	0	
89	Fuli Village	0	
90	Fuxing Village	0	
91	Fuzhi Village	0	
92	Fulong Village	2	0.0%
93	Fude Village	1	0.0%

## File : TEDS2016-T\_Ind\_RE

### # q30: 1.Where your household is registered? Which borough in New Taipei City, San Zhong District?

Value	Label	Cases	Percentage
94	Fule Village	1	0.0%
95	Weide Village	1	0.0%
96	Dehou Village	0	
97	Jintian Village	1	0.0%
98	Jin'an Village	1	0.0%
99	Jinjiang Village	0	
100	Jintong Village	0	
101	Longmen Village	2	0.0%
102	Longbin Village	1	0.0%
103	Shuangyuan Village	0	
104	Fugui Village	0	
105	Bihua Village	0	
106	Renhua Village	0	
107	Yongqing Village	0	
108	Yongshun Village	0	
109	Fufu Village	0	
110	Cihua Village	0	
111	Cihui Village	0	
112	Ci'ai Village	2	0.0%
113	Yongfu Village	2	0.0%
114	Cisheng Village	0	
115	Cifu Village	0	
116	Ciyou Village	2	0.0%
117	Fuhua Village	0	
118	Wuhua Village	1	0.0%
119	Wufu Village	1	0.0%
120	2nd District	2	0.0%
121	3rd District	9	0.2%
999	Skipped	5746	98.4%

*Warning: these figures indicate the number of cases found in the data file. They cannot be interpreted as summary statistics of the population of interest.*

### # q31: 1.Where your household is registered? Which borough in New Taipei City, Zhong He District?

Value	Label	Cases	Percentage
1	Lixing Village	0	
2	Zhongshan Village	1	0.0%
3	Zhongzheng Village	1	0.0%
4	Zhongyuan Village	1	0.0%
5	Zhongxing Village	2	0.0%
6	Renhe Village	0	
7	Neinan Village	0	
8	Wenyuan Village	2	0.0%
9	Wainan Village	1	0.0%

**File : TEDS2016-T\_Ind\_RE**

**# q31: 1.Where your household is registered? Which borough in New Taipei City, Zhong He District?**

Value	Label	Cases	Percentage
10	Pinghe Village	0	
11	Zhengxing Village	2	0.0%
12	Zhengnan Village	0	
13	Minsheng Village	1	0.0%
14	Min'an Village	0	
15	Minyou Village	1	0.0%
16	Minxiang Village	3	0.1%
17	Wayao Village	2	0.0%
18	Jixing Village	0	
19	Ansui Village	1	0.0%
20	Huiyao Village	0	
21	Ziqiang Village	1	0.0%
22	Jiahe Village	0	
23	Hexing Village	0	
24	Zhongxiao Village	1	0.0%
25	Mingde Village	0	
26	Mingsui Village	4	0.1%
27	Fangliao Village	1	0.0%
28	Dongnan Village	3	0.1%
29	Xinhe Village	1	0.0%
30	Guansui Village	3	0.1%
31	Nanshan Village	1	0.0%
32	Jianhe Village	0	
33	Yuanshan Village	1	0.0%
34	Yuan Fuli	0	
35	Guoguang Village	0	
36	Guohua Village	0	
37	Chongnan Village	0	
38	Qingsui Village	0	
39	Lianhe Village	0	
40	Liancheng Village	1	0.0%
41	Dingnan Village	2	0.0%
42	Fuxing Village	0	
43	Jingwen Village	1	0.0%
44	Jingping Village	3	0.1%
45	Jingben Village	0	
46	Jing'an Village	2	0.0%
47	Jingnan Village	2	0.0%
48	Jingxin Village	3	0.1%
49	Jingfu Village	0	
50	Huanan Village	1	0.0%
51	Huaxin Village	4	0.1%
52	Xinnan Village	0	

**File : TEDS2016-T\_Ind\_RE**

**# q31: 1.Where your household is registered? Which borough in New Taipei City, Zhong He District?**

Value	Label	Cases	Percentage
53	Ruisui Village	0	
54	Jiaxin Village	0	
55	Jiaqing Village	3	0.1%
56	Jiasui Village	0	
57	Shounan Village	1	0.0%
58	Shoude Village	0	
59	Zhanghe Village	1	0.0%
60	Bihe Village	0	
61	Fuhe Village	2	0.0%
62	Funan Village	1	0.0%
63	Fumei Village	0	
64	Fuzhen Village	0	
65	Fushan Village	0	
66	Fushan Village	0	
67	Miaomei Village	0	
68	Dexing Village	1	0.0%
69	Desui Village	1	0.0%
70	Henglu Village	0	
71	Jisui Village	0	
72	Xingnan Village	3	0.1%
73	Jinzhong Villag	1	0.0%
74	Jinhe Village	4	0.1%
75	Jinchang Village	0	
76	Jincheng Village	0	
77	Tai'an Village	0	
78	Anping Village	1	0.0%
79	Zhong'an Village	0	
80	Anle Village	0	
81	Yi'an Village	0	
82	Anshun Village	4	0.1%
83	Anhe Village	1	0.0%
84	Xiuming Village	1	0.0%
85	Xiuren Village	1	0.0%
86	Xiushan Village	0	
87	Xiufu Village	1	0.0%
88	Xiuyi Village	1	0.0%
89	Xiujing Village	0	
90	Xiushui Village	1	0.0%
91	Xiushi Village	0	
92	Xiucheng Village	1	0.0%
93	Xiufeng Village	2	0.0%
94	8th District	12	0.2%
95	9th District	4	0.1%



## File : TEDS2016-T\_Ind\_RE

### # q31: 1.Where your household is registered? Which borough in New Taipei City, Zhong He District?

Value	Label	Cases	Percentage
999	Skipped	5740	98.3%

*Warning: these figures indicate the number of cases found in the data file. They cannot be interpreted as summary statistics of the population of interest.*

### # q32: 1.Where your household is registered? Which borough in New Taipei City, Xin Zhuang District?

<b>Information</b>	[Type= discrete] [Format=numeric] [Range= 1-999] [Missing=*]
<b>Statistics [NW/ W]</b>	[Valid=5841 /-] [Invalid=0 /-]

Value	Label	Cases	Percentage
1	Zhongping Village	4	0.1%
2	Zhongquan Village	0	
3	Zhonghong Village	0	
4	Zhonghe Village	0	
5	Zhongxin Village	3	0.1%
6	Zhongmei Village	4	0.1%
7	Zhongyuan Village	1	0.0%
8	Zhongtai Village	2	0.0%
9	Zhonggang Village	1	0.0%
10	Zhonghua Village	1	0.0%
11	Zhonglong Village	0	
12	Zhongcheng Village	1	0.0%
13	Danfeng Village	2	0.0%
14	Ren'ai Village	3	0.1%
15	Renyi Village	0	
16	Huacheng Village	1	0.0%
17	Wenming Village	2	0.0%
18	Wensheng Village	1	0.0%
19	Wende Village	0	
20	Wenheng Village	1	0.0%
21	Minquan Village	0	
22	Liren Village	4	0.1%
23	Ligong Village	0	
24	Liting Village	1	0.0%
25	Lizhi Village	2	0.0%
26	Liyan Village	2	0.0%
27	Litai Village	1	0.0%
28	Liji Village	3	0.1%
29	Lide Village	0	
30	Changming Village	1	0.0%
31	Quan'an Village	1	0.0%
32	Quantai Village	1	0.0%
33	Hefeng Village	2	0.0%
34	Zili Village	0	
35	Zixin Village	0	
36	Ziqiang Village	0	
37	Heping Village	0	

**File : TEDS2016-T\_Ind\_RE**

**# q32: 1.Where your household is registered? Which borough in New Taipei City, Xin Zhuang District?**

Value	Label	Cases	Percentage
38	Xingfu Village	0	
39	Zhongxiao Village	2	0.0%
40	Changping Village	2	0.0%
41	Changxin Village	0	
42	Changlong Village	3	0.1%
43	Xinyi Village	1	0.0%
44	Jian'an Village	5	0.1%
45	Jianfu Village	1	0.0%
46	Hougang Village	0	
47	Houde Village	2	0.0%
48	Siyuan Village	2	0.0%
49	Sixian Village	0	
50	Heng'an Village	1	0.0%
51	Taifeng Village	1	0.0%
52	Haishan Village	2	0.0%
53	Guotai Village	0	
54	Xiangfeng Village	0	
55	Fumin Village	2	0.0%
56	Fuguo Village	0	
57	Wan'an Village	0	
58	Yumin Village	2	0.0%
59	Ronghe Village	0	
60	Fuji Village	0	
61	Fuxing Village	0	
62	Fuying Village	1	0.0%
63	Xinghan Village	2	0.0%
64	Touqian Village	1	0.0%
65	Long'an Village	2	0.0%
66	Longfu Village	1	0.0%
67	Longfeng Village	3	0.1%
68	Yingpan Village	0	
69	Fengnian Village	3	0.1%
70	Shuangfeng Village	1	0.0%
71	Qionglin Village	3	0.1%
72	Siwei Village	1	0.0%
73	Chengde Village	2	0.0%
74	Bade Village	2	0.0%
75	Nangang Village	4	0.1%
76	Xisheng Village	4	0.1%
77	Guanghua Village	0	
78	Guanghe Village	1	0.0%
79	Guangming Village	2	0.0%
80	Guangrong Village	0	

## File : TEDS2016-T\_Ind\_RE

### # q32: 1.Where your household is registered? Which borough in New Taipei City, Xin Zhuang District?

Value	Label	Cases	Percentage
81	Guangzheng Village	0	
82	Minyou Village	0	
83	Minben Village	2	0.0%
84	Min'an Village	1	0.0%
85	4th District	4	0.1%
86	5th District	1	0.0%
999	Skipped	5729	98.1%

Warning: these figures indicate the number of cases found in the data file. They cannot be interpreted as summary statistics of the population of interest.

### # q33: 1.Where your household is registered? Which borough in Taichung City, Dali District?

<b>Information</b>	[Type= discrete] [Format=numeric] [Range= 1-999] [Missing=*]
<b>Statistics [NW/ W]</b>	[Valid=5841 /-] [Invalid=0 /-]

Value	Label	Cases	Percentage
1	Donghu Village	2	0.0%
2	Xihu Village	2	0.0%
3	Dali Village	1	0.0%
4	Xinli Village	1	0.0%
5	Guoguang Village	1	0.0%
6	Shuwang Village	1	0.0%
7	Dayuan Village	0	
8	Xiatian Village	0	
9	Xiangxing Village	1	0.0%
10	Dongxing Village	1	0.0%
11	Daming Village	2	0.0%
12	Yonglong Village	4	0.1%
13	Rixin Village	1	0.0%
14	Xirong Village	0	
15	Changrong Village	1	0.0%
16	Neixin Village	2	0.0%
17	Zhongxin Village	1	0.0%
18	Liren Village	2	0.0%
19	Lide Village	0	
20	Xinren Village	2	0.0%
21	Dongsheng Village	2	0.0%
22	Renhua Village	3	0.1%
23	Rende Village	0	
24	Jianmin Village	1	0.0%
25	Tucheng Village	2	0.0%
26	Jincheng Village	4	0.1%
27	Ruicheng Village	5	0.1%
28	2nd District	0	
29	7th District	5	0.1%
999	Skipped	5794	99.2%

Warning: these figures indicate the number of cases found in the data file. They cannot be interpreted as summary statistics of the population of interest.

# File : TEDS2016-T\_Ind\_RE

## # q34: 1.Where your household is registered? Which borough in Taoyuan City, Taoyuan District?

**Information** [Type= discrete] [Format=numeric] [Range= 1-999] [Missing=\*]

**Statistics [NW/ W]** [Valid=5841 /-] [Invalid=0 /-]

Value	Label	Cases	Percentage
1	Qingxi Village	0	
2	Sanmin Village	0	
3	Zhongyi Village	1	0.0%
4	Daxing Village	1	0.0%
5	Huiji Village	0	
6	Dayou Village	2	0.0%
7	Baoshan Village	0	
8	Chunri Village	0	
9	Bianzhou Village	0	
10	Wanshou Village	1	0.0%
11	Sanyuan Village	0	
12	Zhonglu Village	0	
13	Tong'an Village	0	
14	Fu'an Village	1	0.0%
15	Zhongning Village	0	
16	Xinguang Village	4	0.1%
17	Fulin Village	3	0.1%
18	Zhongde Village	0	
19	Ziqiang Village	0	
20	Nanmen Village	1	0.0%
21	Longshan Village	0	
22	Dalin Village	3	0.1%
23	Zhongxing Village	1	0.0%
24	Ximen Village	0	
25	Nan Puli	0	
26	Long'an Village	1	0.0%
27	Wenzhong Village	0	
28	Xi Puli Village	1	0.0%
29	Nanhua Village	1	0.0%
30	Longgang Village	0	
31	Dafeng Village	1	0.0%
32	Wenhua Village	0	
33	Xihu Village	0	
34	Jianguo Village	0	
35	Longxiang Village	1	0.0%
36	Zhongshan Village	4	0.1%
37	Wenchang Village	1	0.0%
38	Longfeng Village	0	
39	Zhongping Village	2	0.0%
40	Wenming Village	0	
41	Taishan Village	0	

## File : TEDS2016-T\_Ind\_RE

### # q34: 1.Where your household is registered? Which borough in Taoyuan City, Taoyuan District?

Value	Label	Cases	Percentage
42	Fenglin Village	0	
43	Zhongzheng Village	1	0.0%
44	Beimen Village	0	
45	Dongshan Village	0	
46	Zhuangjing Village	1	0.0%
47	Zhongcheng Village	1	0.0%
48	Bei Puli Village	2	0.0%
49	Dongmen Village	1	0.0%
50	Zhaoyang Village	0	
51	Baoqing Village	2	0.0%
52	Zhonghe Village	0	
53	Minsheng Village	0	
54	Dong Puli	1	0.0%
55	Yunlin Village	5	0.1%
56	Zhongxin Village	0	
57	Yong'an Village	1	0.0%
58	Wuling Village	2	0.0%
59	Ciwen Village	0	
60	Zhongyuan Village	0	
61	Yongxing Village	0	
62	Chang'an Village	1	0.0%
63	Xi Puli Village	1	0.0%
64	Zhong Puli Village	3	0.1%
65	Jade Mountain Villag	4	0.1%
66	Changmei Village	1	0.0%
67	Zhongtai Village	0	
68	Guangxing Village	0	
69	Changde Village	0	
70	Tongde Village	3	0.1%
71	Mingde Village	1	0.0%
72	Ruiqing Village	2	0.0%
73	Bao'an Village	0	
74	Zhongsheng Village	0	
75	Longshou Village	1	0.0%
76	Chenggong Village	0	
77	1st District	5	0.1%
78	4th District	8	0.1%
999	Skipped	5764	98.7%

*Warning: these figures indicate the number of cases found in the data file. They cannot be interpreted as summary statistics of the population of interest.*

### # q35: 1.Where your household is registered? Which borough in Taoyuan City, Zhongli District?

<b>Information</b>	[Type= discrete] [Format=numeric] [Range= 1-999] [Missing=*]
<b>Statistics [NW/ W]</b>	[Valid=5841 /-] [Invalid=0 /-]

**File : TEDS2016-T\_Ind\_RE**

**# q35: 1.Where your household is registered? Which borough in Taoyuan City, Zhongli District?**

Value	Label	Cases	Percentage
1	Shitou Village	1	0.0%
2	Qing Puli Village	0	
3	Hua'ai Village	0	
4	Longchang Village	3	0.1%
5	Sanmin Village	0	
6	Guangming Village	1	0.0%
7	Xinyi Village	5	0.1%
8	Xinming Village	1	0.0%
9	Longdong Village	2	0.0%
10	Shandong Village	1	0.0%
11	Xinyi Village	1	0.0%
12	Chenggong Village	1	0.0%
13	Houliao Village	0	
14	Xinjie Village	0	
15	Longde Village	1	0.0%
16	Renfu Village	2	0.0%
17	Zili Village	0	
18	Qiaxi Village	0	
19	Xinxing Village	2	0.0%
20	Longxing Village	1	0.0%
21	Zhongyang Village	0	
22	Zizhi Village	0	
23	Zhenxing Village	0	
24	Guoling Village	1	0.0%
25	Jiuming Village	0	
26	Neiding Village	3	0.1%
27	Jianxing Village	0	
28	Fude Village	0	
29	Zhongjian Village	0	
30	Neicuo Village	2	0.0%
31	Zhishan Village	1	0.0%
32	Zhuangjing Village	1	0.0%
33	Deyi Village	1	0.0%
34	Zhongyuan Village	1	0.0%
35	Neili Village	1	0.0%
36	Heping Village	0	
37	Fuhua Village	2	0.0%
38	Wenhua Village	1	0.0%
39	Xingfu Village	2	0.0%
40	Fuxing Village	1	0.0%
41	Zhongrong Village	1	0.0%
42	Yuemei Village	2	0.0%
43	Zhongxiao Village	1	0.0%

**File : TEDS2016-T\_Ind\_RE**

**# q35: 1.Where your household is registered? Which borough in Taoyuan City, Zhongli District?**

Value	Label	Cases	Percentage
44	Puren Village	1	0.0%
45	Xinghe Village	0	
46	Zhongli Village	1	0.0%
47	Shuiwei Village	2	0.0%
48	Zhongyi Village	0	
49	Puzhong Village	3	0.1%
50	Xingnan Village	1	0.0%
51	Wufu Village	0	
52	Zhengyi Village	1	0.0%
53	Zhongfu Village	2	0.0%
54	Puqiang Village	2	0.0%
55	Xingguo Village	0	
56	Wuquan Village	4	0.1%
57	Yongguang Village	1	0.0%
58	Mingde Village	3	0.1%
59	Puyi Village	0	
60	Longping Village	0	
61	Yongfu Village	2	0.0%
62	Dongxing Village	1	0.0%
63	Puqing Village	1	0.0%
64	Renmei Village	1	0.0%
65	Yongxing Village	0	
66	Zhiba Village	0	
67	Longgang Village	1	0.0%
68	Zhongxing Village	2	0.0%
69	Xingping Village	0	
70	Duxing Village	0	
71	Ren'ai Village	0	
72	Renhe Village	1	0.0%
73	Renxiang Villag	1	0.0%
74	Huaxun Village	2	0.0%
75	Rende Village	0	
76	Zhongjian Village	5	0.1%
77	Long'an Village	0	
78	Ziqiang Village	2	0.0%
79	Zhongzheng Village	0	
80	Zhongshan Village	0	
81	Xingren Village	0	
82	Longci Village	0	
83	Zixin Village	0	
84	Linsen Village	0	
85	Jinhua Village	3	0.1%
86	3rd District	3	0.1%

## File : TEDS2016-T\_Ind\_RE

### # q35: 1.Where your household is registered? Which borough in Taoyuan City, Zhongli District?

Value	Label	Cases	Percentage
87	6th District	0	
999	Skipped	5752	98.5%

Warning: these figures indicate the number of cases found in the data file. They cannot be interpreted as summary statistics of the population of interest.

### # q36: 2.Which TV news did you watch most often?

<b>Information</b>	[Type= discrete] [Format=numeric] [Range= 1-96] [Missing=*]
<b>Statistics [NW/ W]</b>	[Valid=5841 /-] [Invalid=0 /-]

Value	Label	Cases	Percentage
1	Taiwan Television	166	2.8%
2	China Television	304	5.2%
3	Chinese Television	105	1.8%
4	Formasa Television	634	10.9%
5	TVBS	875	15.0%
6	Sanlih E-Television	586	10.0%
7	Eastern Television	390	6.7%
8	CTi Televisio	332	5.7%
9	Era Television	274	4.7%
10	Gala Television	3	0.1%
11	Unique Satellite TV	80	1.4%
12	Da-Ai Television	39	0.7%
13	Taiwan Public Television	91	1.6%
14	Hakka TV	3	0.1%
15	Indigenous Television	0	
16	NextTV	285	4.9%
17	Good News	0	
18	Global News	9	0.2%
19	CNN	4	0.1%
20	NHK	1	0.0%
21	BBC	0	
22	Local Television	0	
23	UDN Television	3	0.1%
24	FOX(MOD)	2	0.0%
92	Don't watch	844	14.4%
95	Refuse to answer	17	0.3%
96	It's hard to say	794	13.6%

Warning: these figures indicate the number of cases found in the data file. They cannot be interpreted as summary statistics of the population of interest.

### # q37: 3.To what extent do you pay attention to the next year's presidential and legislative election?

<b>Information</b>	[Type= discrete] [Format=numeric] [Range= 1-98] [Missing=*]
<b>Statistics [NW/ W]</b>	[Valid=5841 /-] [Invalid=0 /-]

Value	Label	Cases	Percentage
1	Very Attention	1264	21.6%
2	Attention	2208	37.8%
3	Not very attention	1699	29.1%



## File : TEDS2016-T\_Ind\_RE

### # q37: 3.To what extent do you pay attention to the next year's presidential and legislative election?

Value	Label	Cases	Percentage
4	No attention at all	549	9.4%
95	Refuse to answer	8	0.1%
96	It's hard to say	34	0.6%
97	No opinion	33	0.6%
98	Don't know	46	0.8%

Warning: these figures indicate the number of cases found in the data file. They cannot be interpreted as summary statistics of the population of interest.

### # q38: 4.How satisfied are you with the performance of President Ma Ying-jeou over the last three years?

<b>Information</b>	[Type= discrete] [Format=numeric] [Range= 1-98] [Missing=*]
<b>Statistics [NW/ W]</b>	[Valid=5841 /-] [Invalid=0 /-]

Value	Label	Cases	Percentage
1	Very satisfied	174	3.0%
2	Satisfied	813	13.9%
3	Not very satisfied	1779	30.5%
4	Not satisfied at all	2266	38.8%
95	Refuse to answer	111	1.9%
96	It's hard to say	152	2.6%
97	No opinion	271	4.6%
98	Don't know	275	4.7%

Warning: these figures indicate the number of cases found in the data file. They cannot be interpreted as summary statistics of the population of interest.

### # q39: 5.How satisfied are you with President Ma Ying-jeou's performance of handling the Cross-strait relations over the last three years?(R1, R3, R4, R5, R6)

<b>Information</b>	[Type= discrete] [Format=numeric] [Range= 1-99] [Missing=*]
<b>Statistics [NW/ W]</b>	[Valid=5841 /-] [Invalid=0 /-]

Value	Label	Cases	Percentage
1	Very satisfied	446	7.6%
2	Satisfied	1112	19.0%
3	Not very satisfied	1149	19.7%
4	Not satisfied at all	1257	21.5%
95	Refuse to answer	99	1.7%
96	It's hard to say	91	1.6%
97	No opinion	221	3.8%
98	Don't know	482	8.3%
99	Skipped	984	16.8%

Warning: these figures indicate the number of cases found in the data file. They cannot be interpreted as summary statistics of the population of interest.

### # q40: 6.After signing the Cross-strait economic Cooperation Framework Agreement(ECFA), do you think Taiwan's economy has gotten better, worse or is about the same?(R1, R4, R5, R6)

<b>Information</b>	[Type= discrete] [Format=numeric] [Range= 1-99] [Missing=*]
<b>Statistics [NW/ W]</b>	[Valid=5841 /-] [Invalid=0 /-]

Value	Label	Cases	Percentage
1	Better	451	7.7%
2	Worse	969	16.6%
3	About the same	1785	30.6%

## File : TEDS2016-T\_Ind\_RE

# q40: 6.After signing the Cross-strait economic Cooperation Framework Agreement(ECFA), do you think Taiwan's economy has gotten better, worse or is about the same?(R1, R4, R5, R6)

Value	Label	Cases	Percentage
95	Refuse to answer	28	0.5%
96	It's hard to say	62	1.1%
97	No opinion	48	0.8%
98	Don't know	519	8.9%
99	Skipped	1979	33.9%

Warning: these figures indicate the number of cases found in the data file. They cannot be interpreted as summary statistics of the population of interest.

# q41: 7.Would you say that over the past year, the state of the economy of Taiwan has gotten better, stayed about the same, or gotten worse?(R2)

Information [Type= discrete] [Format=numeric] [Range= 1-99] [Missing=\*]

Statistics [NW/ W] [Valid=5841 /-] [Invalid=0 /-]

Value	Label	Cases	Percentage
1	Better	19	0.3%
2	Worse	612	10.5%
3	About the same	311	5.3%
95	Refuse to answer	2	0.0%
96	It depends	2	0.0%
97	No opinion	12	0.2%
98	Don't know	26	0.4%
99	Skipped	4857	83.2%

Warning: these figures indicate the number of cases found in the data file. They cannot be interpreted as summary statistics of the population of interest.

# q42: 8.Would you say that in the forthcoming year, the state of the economy of Taiwan will get better, stay about the same, or get worse?(R2)

Information [Type= discrete] [Format=numeric] [Range= 1-99] [Missing=\*]

Statistics [NW/ W] [Valid=5841 /-] [Invalid=0 /-]

Value	Label	Cases	Percentage
1	Better	87	1.5%
2	Worse	340	5.8%
3	About the same	383	6.6%
95	Refuse to answer	1	0.0%
96	It depends	61	1.0%
97	No opinion	4	0.1%
98	Don't know	108	1.8%
99	Skipped	4857	83.2%

Warning: these figures indicate the number of cases found in the data file. They cannot be interpreted as summary statistics of the population of interest.

# q43: 9.Would you say that over the past year, your own household's economic condition has gotten better, stayed about the same, or gotten worse?(R2)

Information [Type= discrete] [Format=numeric] [Range= 1-99] [Missing=\*]

Statistics [NW/ W] [Valid=5841 /-] [Invalid=0 /-]

Value	Label	Cases	Percentage
1	Better	67	1.1%
2	Worse	275	4.7%

## File : TEDS2016-T\_Ind\_RE

# q43: 9. Would you say that over the past year, your own household's economic condition has gotten better, stayed about the same, or gotten worse?(R2)

Value	Label	Cases	Percentage
3	About the same	633	10.8%
95	Refuse to answer	1	0.0%
96	It depends	0	
97	No opinion	3	0.1%
98	Don't know	5	0.1%
99	Skipped	4857	83.2%

*Warning: these figures indicate the number of cases found in the data file. They cannot be interpreted as summary statistics of the population of interest.*

# q44: 10. Would you say that in the forthcoming year, your own household's economic condition will get better, stay about the same, or get worse?(R2)

**Information** [Type= discrete] [Format=numeric] [Range= 1-99] [Missing=\*]

**Statistics [NW/ W]** [Valid=5841 /-] [Invalid=0 /-]

Value	Label	Cases	Percentage
1	Better	146	2.5%
2	Worse	152	2.6%
3	About the same	592	10.1%
95	Refuse to answer	4	0.1%
96	It depends	32	0.5%
97	No opinion	3	0.1%
98	Don't know	54	0.9%
99	Skipped	4858	83.2%

*Warning: these figures indicate the number of cases found in the data file. They cannot be interpreted as summary statistics of the population of interest.*

# q45: 11. Overall, which party's legislators do you think has performed better in this term?

**Information** [Type= discrete] [Format=numeric] [Range= 1-98] [Missing=\*]

**Statistics [NW/ W]** [Valid=5841 /-] [Invalid=0 /-]

Value	Label	Cases	Percentage
1	KMT	495	8.5%
2	DPP	1189	20.4%
4	PFP	39	0.7%
5	TSU	66	1.1%
6	Non-Partisan Solidarity Union	15	0.3%
7	Opposititon party	9	0.2%
8	Republican Party	1	0.0%
91	All parties performed well	97	1.7%
92	No party performed well	1692	29.0%
95	Refuse to answer	148	2.5%
96	It depends	133	2.3%
97	No opinion	293	5.0%
98	Don't know	1664	28.5%

*Warning: these figures indicate the number of cases found in the data file. They cannot be interpreted as summary statistics of the population of interest.*

# q46: 12. Do you know how many legislators will be elected in your district?(R1, R3, R6)

**Information** [Type= discrete] [Format=numeric] [Range= 1-99] [Missing=\*]

**File : TEDS2016-T\_Ind\_RE**

**# q46: 12.Do you know how many legislators will be elected in your district?(R1, R3, R6)**

Statistics [NW/ W] [Valid=5841 /-] [Invalid=0 /-]

Value	Label	Cases	Percentage
1		1110	19.0%
2		141	2.4%
3		29	0.5%
4		17	0.3%
5		9	0.2%
6		3	0.1%
7		2	0.0%
8		2	0.0%
9		3	0.1%
11	Eleven or more	2	0.0%
95	Refuse to answer	7	0.1%
98	Don't know	1606	27.5%
99	Skipped	2910	49.8%

*Warning: these figures indicate the number of cases found in the data file. They cannot be interpreted as summary statistics of the population of interest.*

**# q47: 13.Do you know, besides president ballot, how many ballots you can cast in this Legislative Election?(R1, R3, R6)**

**Information** [Type= discrete] [Format=numeric] [Range= 1-99] [Missing=\*]

**Statistics [NW/ W]** [Valid=5841 /-] [Invalid=0 /-]

Value	Label	Cases	Percentage
1		1699	29.1%
2		408	7.0%
3		78	1.3%
4		1	0.0%
5		1	0.0%
6		2	0.0%
95	Refuse to answer	5	0.1%
98	Don't know	737	12.6%
99	Skipped	2910	49.8%

*Warning: these figures indicate the number of cases found in the data file. They cannot be interpreted as summary statistics of the population of interest.*

**# q48: 14.Do you know the threshold of the list vote that a party must reach in order to participate in allocation of seats by party lists?(R1, R3, R6)**

**Information** [Type= discrete] [Format=numeric] [Range= 1-99] [Missing=\*]

**Statistics [NW/ W]** [Valid=5841 /-] [Invalid=0 /-]

Value	Label	Cases	Percentage
1		2	0.0%
2		2	0.0%
3		24	0.4%
4		4	0.1%
5		570	9.8%
6		4	0.1%
7		2	0.0%
8		1	0.0%
10		10	0.2%
15		5	0.1%
20		10	0.2%
25		1	0.0%
30		20	0.3%
35		2	0.0%
38		1	0.0%
40		9	0.2%
45		5	0.1%
50		53	0.9%
51		1	0.0%
57		1	0.0%
60		23	0.4%
70		9	0.2%
75		1	0.0%
80		4	0.1%
91	No threshold at all	0	
92	Over 90%	1	0.0%

**# q48: 14.Do you know the threshold of the list vote that a party must reach in order to participate in allocation of seats by party lists?(R1, R3, R6)**

Value	Label	Cases	Percentage
95	Refuse to answer	1	0.0%
98	Don't know	2165	37.1%
99	Skipped	2910	49.8%

*Warning: these figures indicate the number of cases found in the data file. They cannot be interpreted as summary statistics of the population of interest.*

**# q49: 15.Do you know how long a term of the office is for the new legislators?(R1, R3, R6)**

<b>Information</b>	[Type= discrete] [Format=numeric] [Range= 1-99] [Missing=*]
<b>Statistics [NW/ W]</b>	[Valid=5841 /-] [Invalid=0 /-]

Value	Label	Cases	Percentage
1		5	0.1%
2		56	1.0%
3		160	2.7%
4		2245	38.4%
5		5	0.1%
6		12	0.2%
7		1	0.0%
8		5	0.1%
11	Over ten years	2	0.0%
95	Refuse to answer	1	0.0%
98	Don't know	439	7.5%
99	Skipped	2910	49.8%

*Warning: these figures indicate the number of cases found in the data file. They cannot be interpreted as summary statistics of the population of interest.*

**# q50: 16.Do you know how many legislators are there in the current session of the Legislative Yuan?(R1, R3, R6)**

<b>Information</b>	[Type= discrete] [Format=numeric] [Range= 1-999] [Missing=*]
<b>Statistics [NW/ W]</b>	[Valid=5841 /-] [Invalid=0 /-]

Value	Label	Cases	Percentage
1		5	0.1%
2		4	0.1%
3		4	0.1%
4		2	0.0%
5		2	0.0%
6		4	0.1%
7		1	0.0%
8		2	0.0%
9		1	0.0%
10		1	0.0%
12		1	0.0%
15		1	0.0%
16		1	0.0%
20		8	0.1%
30		2	0.0%
34		1	0.0%
35		1	0.0%
36		1	0.0%

# q50: 16.Do you know how many legislators are there in the current session of the Legislative Yuan?(R1, R3, R6)

Value	Label	Cases	Percentage
38		1	0.0%
40		5	0.1%
46		1	0.0%
50		6	0.1%
52		1	0.0%
53		2	0.0%
54		1	0.0%
55		1	0.0%
58		1	0.0%
60		4	0.1%
63		1	0.0%
64		1	0.0%
65		2	0.0%
68		1	0.0%
70		3	0.1%
73		2	0.0%
74		1	0.0%
75		3	0.1%
80		6	0.1%
81		1	0.0%
84		1	0.0%
85		1	0.0%
88		2	0.0%
89		1	0.0%
90		2	0.0%
98		74	1.3%
100		59	1.0%
101		1	0.0%
102		2	0.0%
103		11	0.2%
104		1	0.0%
105		9	0.2%
106		3	0.1%
107		1	0.0%
108		3	0.1%
109		1	0.0%
110		21	0.4%
111		3	0.1%
112		21	0.4%
113		218	3.7%
114		13	0.2%
115		23	0.4%
116		7	0.1%
117		8	0.1%
118		3	0.1%

# q50: 16.Do you know how many legislators are there in the current session of the Legislative Yuan?(R1, R3, R6)

Value	Label	Cases	Percentage
119		1	0.0%
120		40	0.7%
123		7	0.1%
125		15	0.3%
126		8	0.1%
127		5	0.1%
128		5	0.1%
130		24	0.4%
131		4	0.1%
132		4	0.1%
133		2	0.0%
134		2	0.0%
135		5	0.1%
136		5	0.1%
137		2	0.0%
138		1	0.0%
139		1	0.0%
140		3	0.1%
141		1	0.0%
146		1	0.0%
150		9	0.2%
151		1	0.0%
152		2	0.0%
153		1	0.0%
157		2	0.0%
160		4	0.1%
164		1	0.0%
167		1	0.0%
170		2	0.0%
176		2	0.0%
180		2	0.0%
190		1	0.0%
200		7	0.1%
203		1	0.0%
213		1	0.0%
220		2	0.0%
225		6	0.1%
230		2	0.0%
249		1	0.0%
250		5	0.1%
300		1	0.0%
340		1	0.0%
995	Refuse to answer	2	0.0%
998	Don't know	2163	37.0%
999	Skipped	2910	49.8%



**# q50: 16.Do you know how many legislators are there in the current session of the Legislative Yuan?(R1, R3, R6)**

*Warning: these figures indicate the number of cases found in the data file. They cannot be interpreted as summary statistics of the population of interest.*

**# q51: 17.How satisfied are you with the performance of the incumbent legislator in your district over the last three years?**

**Information** [Type= discrete] [Format=numeric] [Range= 1-98] [Missing=\*]

**Statistics [NW/ W]** [Valid=5841 /-] [Invalid=0 /-]

Value	Label	Cases	Percentage
1	Very satisfied	407	7.0%
2	Satisfied	1612	27.6%
3	Not very satisfied	1194	20.4%
4	Not satisfied at all	640	11.0%
95	Refuse to answer	61	1.0%
96	It's hard to say	123	2.1%
97	No opinion	347	5.9%
98	Don't know	1457	24.9%

*Warning: these figures indicate the number of cases found in the data file. They cannot be interpreted as summary statistics of the population of interest.*

**# q52: 18.Which district candidate would you vote for if the election were to be held tomorrow?(Yilan County)**

**Information** [Type= discrete] [Format=numeric] [Range= 1-99] [Missing=\*]

**Statistics [NW/ W]** [Valid=5841 /-] [Invalid=0 /-]

Value	Label	Cases	Percentage
1	Lee, Chih-Yung(KMT)	15	0.3%
2	Chen, Ou-Po(DPP)	34	0.6%
8	Wu, Zi Wei(Constitutional Conventions of Taiwan)	1	0.0%
14	Kuo, Ru-Jau(Military, Civil, and Faculty Alliance Party)	0	
22	Lin, Shiann-Shan(Pan-Pacific E.P. Union Party)	0	
24	Wu, Shao-Wen(Green Party Taiwan & Social Democratic Party AI)	1	0.0%
26	Chu, Ando(Independent)	5	0.1%
27	Sun, Po-Yu(Independent)	0	
88	Plain Aborigines	0	
89	Mountain Aborigines	0	
90	Not eligible to vote	0	
91	Wouldn't pick up the ballot	0	
92	Not yet decided	29	0.5%
93	Won't turnout to vote	17	0.3%
94	Will cast an invalid vote	2	0.0%
95	Refuse to answer	7	0.1%
96	It depends	3	0.1%
98	Don't know	9	0.2%
99	Skipped	5718	97.9%

*Warning: these figures indicate the number of cases found in the data file. They cannot be interpreted as summary statistics of the population of interest.*

**# q53: 18.Which district candidate would you vote for if the election were to be held tomorrow?(Hsinchu County)**

**Information** [Type= discrete] [Format=numeric] [Range= 1-99] [Missing=\*]

**Statistics [NW/ W]** [Valid=5841 /-] [Invalid=0 /-]

Value	Label	Cases	Percentage
1	Lin, Wei-Chou(KMT)	18	0.3%

**# q53: 18. Which district candidate would you vote for if the election were to be held tomorrow?(Hsinchu County)**

Value	Label	Cases	Percentage
7	Fan, Chen-Kui(Unionist Party)	0	
10	Su, Wen-Ying(National Health Service Alliance)	0	
14	Li, Zong Hua(Military, Civil, and Faculty Alliance Party)	0	
18	Chiu, Ching Ya(Republican Party)	5	0.1%
25	Cho, An-Thung(Faith And Hope League)	2	0.0%
26	Cheng, Yung-Chin(Independent)	12	0.2%
27	Huang, Xiu Long(Independent)	1	0.0%
88	Plain Aborigines	0	
89	Mountain Aborigines	1	0.0%
90	Not eligible to vote	0	
91	Wouldn't pick up the ballot	0	
92	Not yet decided	28	0.5%
93	Won't turnout to vote	11	0.2%
94	Will cast an invalid vote	2	0.0%
95	Refuse to answer	5	0.1%
96	It depends	2	0.0%
98	Don't know	6	0.1%
99	Skipped	5748	98.4%

*Warning: these figures indicate the number of cases found in the data file. They cannot be interpreted as summary statistics of the population of interest.*

**# q54: 18. Which district candidate would you vote for if the election were to be held tomorrow?(1st District, Miaoli County)**

<b>Information</b>	[Type= discrete] [Format=numeric] [Range= 1-99] [Missing=*]
<b>Statistics [NW/ W]</b>	[Valid=5841 /-] [Invalid=0 /-]

Value	Label	Cases	Percentage
1	Chen, Chao-Ming(KMT)	11	0.2%
2	Tu, Wen Ching(DPP)	13	0.2%
18	Kang, Shi-Ju(Republican Party)	9	0.2%
19	Lin, Yi -Fang(Free Taiwan Party)	2	0.0%
26	Huang, Yu Yan(Independent)	2	0.0%
88	Plain Aborigines	1	0.0%
89	Mountain Aborigines	0	
90	Not eligible to vote	0	
91	Wouldn't pick up the ballot	0	
92	Not yet decided	21	0.4%
93	Won't turnout to vote	10	0.2%
94	Will cast an invalid vote	2	0.0%
95	Refuse to answer	7	0.1%
96	It depends	0	
98	Don't know	1	0.0%
99	Skipped	5762	98.6%

*Warning: these figures indicate the number of cases found in the data file. They cannot be interpreted as summary statistics of the population of interest.*

**# q55: 18. Which district candidate would you vote for if the election were to be held tomorrow?(2nd District, Miaoli County)**

<b>Information</b>	[Type= discrete] [Format=numeric] [Range= 1-99] [Missing=*]
--------------------	---

**# q55: 18.Which district candidate would you vote for if the election were to be held tomorrow?(2nd District, Miaoli County)**

Statistics [NW/ W] [Valid=5841 /-] [Invalid=0 /-]

Value	Label	Cases	Percentage
1	Hsu, Chih Jung(KMT)	17	0.3%
2	Wu, Yi-Chen(DPP)	19	0.3%
19	Liu, Wen-Chung(Free Taiwan Party)	0	
26	Chou, Shu-Han(Independent)	0	
27	Tai, Wen Hsiang(Independent)	0	
88	Plain Aborigines	0	
89	Mountain Aborigines	0	
90	Not eligible to vote	0	
91	Wouldn't pick up the ballot	0	
92	Not yet decided	19	0.3%
93	Won't turnout to vote	10	0.2%
94	Will cast an invalid vote	3	0.1%
95	Refuse to answer	4	0.1%
96	It depends	1	0.0%
98	Don't know	4	0.1%
99	Skipped	5764	98.7%

Warning: these figures indicate the number of cases found in the data file. They cannot be interpreted as summary statistics of the population of interest.

**# q56: 18.Which district candidate would you vote for if the election were to be held tomorrow?(1st District, Changhua County)**

Information [Type= discrete] [Format=numeric] [Range= 1-99] [Missing=\*]

Statistics [NW/ W] [Valid=5841 /-] [Invalid=0 /-]

Value	Label	Cases	Percentage
1	Wang, Hui-Mei(KMT)	56	1.0%
2	Chen, Wen-Pin(DPP)	26	0.4%
88	Plain Aborigines	0	
89	Mountain Aborigines	0	
90	Not eligible to vote	0	
91	Wouldn't pick up the ballot	0	
92	Not yet decided	30	0.5%
93	Won't turnout to vote	13	0.2%
94	Will cast an invalid vote	2	0.0%
95	Refuse to answer	9	0.2%
96	It depends	3	0.1%
98	Don't know	7	0.1%
99	Skipped	5695	97.5%

Warning: these figures indicate the number of cases found in the data file. They cannot be interpreted as summary statistics of the population of interest.

**# q57: 18.Which district candidate would you vote for if the election were to be held tomorrow?(2nd District, Changhua County)**

Information [Type= discrete] [Format=numeric] [Range= 1-99] [Missing=\*]

Statistics [NW/ W] [Valid=5841 /-] [Invalid=0 /-]

Value	Label	Cases	Percentage
1	Lin, Tsang-Min(KMT)	19	0.3%

**# q57: 18. Which district candidate would you vote for if the election were to be held tomorrow?(2nd District, Changhua County)**

Value	Label	Cases	Percentage
2	Huang, Hsiou-Fang(DPP)	19	0.3%
12	Wen, Kuo Ming(Labour Party)	1	0.0%
19	Chang, Yao-Yuan(Republican Party)	1	0.0%
26	Liu, Yung-Chun(Independent)	0	
27	Hsu, Yung-Chin(Independent)	0	
28	Huang, Yu-Fen(Independent)	4	0.1%
88	Plain Aborigines	0	
89	Mountain Aborigines	0	
90	Not eligible to vote	0	
91	Wouldn't pick up the ballot	0	
92	Not yet decided	23	0.4%
93	Won't turnout to vote	11	0.2%
94	Will cast an invalid vote	2	0.0%
95	Refuse to answer	4	0.1%
96	It depends	2	0.0%
98	Don't know	5	0.1%
99	Skipped	5750	98.4%

*Warning: these figures indicate the number of cases found in the data file. They cannot be interpreted as summary statistics of the population of interest.*

**# q58: 18. Which district candidate would you vote for if the election were to be held tomorrow?(3rd District, Changhua County)**

Value	Label	Cases	Percentage
1	Cheng, Ru-Fen(KMT)	28	0.5%
2	Hung, Chun-Yi(DPP)	18	0.3%
4	Chen, Chao-Rong(PFP)	5	0.1%
17	Chang, Yi-Sheng(New Power Party)	2	0.0%
19	Ang, Yu-Kang(Free Taiwan Party)	1	0.0%
88	Plain Aborigines	0	
89	Mountain Aborigines	0	
90	Not eligible to vote	0	
91	Wouldn't pick up the ballot	0	
92	Not yet decided	25	0.4%
93	Won't turnout to vote	12	0.2%
94	Will cast an invalid vote	4	0.1%
95	Refuse to answer	8	0.1%
96	It depends	2	0.0%
98	Don't know	5	0.1%
99	Skipped	5731	98.1%

*Warning: these figures indicate the number of cases found in the data file. They cannot be interpreted as summary statistics of the population of interest.*

**# q59: 18. Which district candidate would you vote for if the election were to be held tomorrow?(4th District, Changhua County)**

Information	[Type= discrete] [Format=numeric] [Range= 1-99] [Missing=*]
Statistics [NW/ W]	[Valid=5841 /-] [Invalid=0 /-]

**# q59: 18.Which district candidate would you vote for if the election were to be held tomorrow?(4th District, Changhua County)**

Statistics [NW/ W] [Valid=5841 /-] [Invalid=0 /-]

Value	Label	Cases	Percentage
1	Chang, Chin-Kun(KMT)	20	0.3%
2	Chen, Su-Yueh(DPP)	32	0.5%
88	Plain Aborigines	0	
89	Mountain Aborigines	0	
90	Not eligible to vote	0	
91	Wouldn't pick up the ballot	0	
92	Not yet decided	23	0.4%
93	Won't turnout to vote	16	0.3%
94	Will cast an invalid vote	4	0.1%
95	Refuse to answer	7	0.1%
96	It depends	1	0.0%
98	Don't know	6	0.1%
99	Skipped	5732	98.1%

Warning: these figures indicate the number of cases found in the data file. They cannot be interpreted as summary statistics of the population of interest.

**# q60: 18.Which district candidate would you vote for if the election were to be held tomorrow?(1st District, Nantou County)**

Information [Type= discrete] [Format=numeric] [Range= 1-99] [Missing=\*]

Statistics [NW/ W] [Valid=5841 /-] [Invalid=0 /-]

Value	Label	Cases	Percentage
1	Ma, Wen-Chun(KMT)	26	0.4%
2	Chang, Kuor Hsin(DPP)	12	0.2%
88	Plain Aborigines	0	
89	Mountain Aborigines	0	
90	Not eligible to vote	0	
91	Wouldn't pick up the ballot	0	
92	Not yet decided	12	0.2%
93	Won't turnout to vote	4	0.1%
94	Will cast an invalid vote	5	0.1%
95	Refuse to answer	5	0.1%
96	It depends	0	
98	Don't know	5	0.1%
99	Skipped	5772	98.8%

Warning: these figures indicate the number of cases found in the data file. They cannot be interpreted as summary statistics of the population of interest.

**# q61: 18.Which district candidate would you vote for if the election were to be held tomorrow?(2nd District, Nantou County)**

Information [Type= discrete] [Format=numeric] [Range= 1-99] [Missing=\*]

Statistics [NW/ W] [Valid=5841 /-] [Invalid=0 /-]

Value	Label	Cases	Percentage
1	Hsu, Shu-Hua(KMT)	33	0.6%
2	Tsai, Huang Liang(DPP)	25	0.4%
88	Plain Aborigines	0	
89	Mountain Aborigines	0	

**# q61: 18.Which district candidate would you vote for if the election were to be held tomorrow?(2nd District, Nantou County)**

Value	Label	Cases	Percentage
90	Not eligible to vote	0	
91	Wouldn't pick up the ballot	0	
92	Not yet decided	16	0.3%
93	Won't turnout to vote	10	0.2%
94	Will cast an invalid vote	3	0.1%
95	Refuse to answer	3	0.1%
96	It depends	1	0.0%
98	Don't know	4	0.1%
99	Skipped	5746	98.4%

*Warning: these figures indicate the number of cases found in the data file. They cannot be interpreted as summary statistics of the population of interest.*

**# q62: 18.Which district candidate would you vote for if the election were to be held tomorrow?(1st District, Yunlin County)**

**Information** [Type= discrete] [Format=numeric] [Range= 1-99] [Missing=\*]

**Statistics [NW/ W]** [Valid=5841 /-] [Invalid=0 /-]

Value	Label	Cases	Percentage
1	Chang Jung-Chi(KMT)	14	0.2%
2	Su, Chin Feng(DPP)	32	0.5%
15	Lin, Fu-Yuan(Trees Party)	3	0.1%
88	Plain Aborigines	0	
89	Mountain Aborigines	0	
90	Not eligible to vote	0	
91	Wouldn't pick up the ballot	0	
92	Not yet decided	25	0.4%
93	Won't turnout to vote	13	0.2%
94	Will cast an invalid vote	3	0.1%
95	Refuse to answer	5	0.1%
96	It depends	4	0.1%
98	Don't know	12	0.2%
99	Skipped	5730	98.1%

*Warning: these figures indicate the number of cases found in the data file. They cannot be interpreted as summary statistics of the population of interest.*

**# q63: 18.Which district candidate would you vote for if the election were to be held tomorrow?(2nd District, Yunlin County)**

**Information** [Type= discrete] [Format=numeric] [Range= 1-99] [Missing=\*]

**Statistics [NW/ W]** [Valid=5841 /-] [Invalid=0 /-]

Value	Label	Cases	Percentage
1	Wu, Wei Chih(KMT)	16	0.3%
2	Liu, Chien Kuo(DPP)	46	0.8%
15	Chang, Chia-Wei(Trees Party)	3	0.1%
17	Wang, Wei-Ting(New Power Party)	3	0.1%
88	Plain Aborigines	0	
89	Mountain Aborigines	0	
90	Not eligible to vote	0	
91	Wouldn't pick up the ballot	0	

**# q63: 18.Which district candidate would you vote for if the election were to be held tomorrow?(2nd District, Yunlin County)**

Value	Label	Cases	Percentage
92	Not yet decided	26	0.4%
93	Won't turnout to vote	9	0.2%
94	Will cast an invalid vote	3	0.1%
95	Refuse to answer	8	0.1%
96	It depends	3	0.1%
98	Don't know	9	0.2%
99	Skipped	5715	97.8%

*Warning: these figures indicate the number of cases found in the data file. They cannot be interpreted as summary statistics of the population of interest.*

**# q64: 18.Which district candidate would you vote for if the election were to be held tomorrow?(1st District, Chiayi County)**

<b>Information</b>	[Type= discrete] [Format=numeric] [Range= 1-99] [Missing=*]
<b>Statistics [NW/ W]</b>	[Valid=5841 /-] [Invalid=0 /-]

Value	Label	Cases	Percentage
1	Lin, Chiang-Chuan(KMT)	7	0.1%
2	Tsai, Yi-Yu(DPP)	24	0.4%
26	Chiu, Kun-Lung(Independent)	1	0.0%
88	Plain Aborigines	0	
89	Mountain Aborigines	0	
90	Not eligible to vote	0	
91	Wouldn't pick up the ballot	0	
92	Not yet decided	16	0.3%
93	Won't turnout to vote	5	0.1%
94	Will cast an invalid vote	4	0.1%
95	Refuse to answer	5	0.1%
96	It depends	1	0.0%
98	Don't know	4	0.1%
99	Skipped	5774	98.9%

*Warning: these figures indicate the number of cases found in the data file. They cannot be interpreted as summary statistics of the population of interest.*

**# q65: 18.Which district candidate would you vote for if the election were to be held tomorrow?(2nd District, Chiayi County)**

<b>Information</b>	[Type= discrete] [Format=numeric] [Range= 1-99] [Missing=*]
<b>Statistics [NW/ W]</b>	[Valid=5841 /-] [Invalid=0 /-]

Value	Label	Cases	Percentage
1	Lin, Yu-Ling(KMT)	9	0.2%
2	Chen, Ming-Wen(DPP)	17	0.3%
8	Lai, Ching-Min(Constitutional Conventions of Taiwan)	1	0.0%
88	Plain Aborigines	0	
89	Mountain Aborigines	0	
90	Not eligible to vote	0	
91	Wouldn't pick up the ballot	0	
92	Not yet decided	14	0.2%
93	Won't turnout to vote	12	0.2%
94	Will cast an invalid vote	5	0.1%

**# q65: 18.Which district candidate would you vote for if the election were to be held tomorrow?(2nd District, Chiayi County)**

Value	Label	Cases	Percentage
95	Refuse to answer	3	0.1%
96	It depends	2	0.0%
98	Don't know	6	0.1%
99	Skipped	5772	98.8%

*Warning: these figures indicate the number of cases found in the data file. They cannot be interpreted as summary statistics of the population of interest.*

**# q66: 18.Which district candidate would you vote for if the election were to be held tomorrow?(1st District, Pingtung County)**

<b>Information</b>	[Type= discrete] [Format=numeric] [Range= 1-99] [Missing=*]
<b>Statistics [NW/ W]</b>	[Valid=5841 /-] [Invalid=0 /-]

Value	Label	Cases	Percentage
1	Liao, Wan-Ju(KMT)	14	0.2%
2	Su, Zhen Qing(DPP)	30	0.5%
88	Plain Aborigines	0	
89	Mountain Aborigines	2	0.0%
90	Not eligible to vote	0	
91	Wouldn't pick up the ballot	0	
92	Not yet decided	12	0.2%
93	Won't turnout to vote	10	0.2%
94	Will cast an invalid vote	1	0.0%
95	Refuse to answer	3	0.1%
96	It depends	0	
98	Don't know	11	0.2%
99	Skipped	5758	98.6%

*Warning: these figures indicate the number of cases found in the data file. They cannot be interpreted as summary statistics of the population of interest.*

**# q67: 18.Which district candidate would you vote for if the election were to be held tomorrow?(2nd District, Pingtung County)**

<b>Information</b>	[Type= discrete] [Format=numeric] [Range= 1-99] [Missing=*]
<b>Statistics [NW/ W]</b>	[Valid=5841 /-] [Invalid=0 /-]

Value	Label	Cases	Percentage
1	Wang, Chin-Shih(KMT)	19	0.3%
2	Chung, Chia-Pin(DPP)	15	0.3%
88	Plain Aborigines	0	
89	Mountain Aborigines	0	
90	Not eligible to vote	0	
91	Wouldn't pick up the ballot	0	
92	Not yet decided	13	0.2%
93	Won't turnout to vote	9	0.2%
94	Will cast an invalid vote	0	
95	Refuse to answer	4	0.1%
96	It depends	2	0.0%
98	Don't know	3	0.1%
99	Skipped	5776	98.9%

*Warning: these figures indicate the number of cases found in the data file. They cannot be interpreted as summary statistics of the population of interest.*



**# q68: 18.Which district candidate would you vote for if the election were to be held tomorrow?(3rd District, Pingtung County)**

**Information** [Type= discrete] [Format=numeric] [Range= 1-99] [Missing=\*]

**Statistics [NW/ W]** [Valid=5841 /-] [Invalid=0 /-]

Value	Label	Cases	Percentage
1	Hsu, Chin Ju(KMT)	2	0.0%
2	Chuang, Jui-Hsuing(DPP)	25	0.4%
7	Chang, Chao-Yang(Unionist Party)	0	
19	Ding, Yong Zhi(Free Taiwan Party)	0	
26	Huang, Chao-Chang(Independent)	13	0.2%
88	Plain Aborigines	0	
89	Mountain Aborigines	0	
90	Not eligible to vote	0	
91	Wouldn't pick up the ballot	0	
92	Not yet decided	13	0.2%
93	Won't turnout to vote	10	0.2%
94	Will cast an invalid vote	2	0.0%
95	Refuse to answer	3	0.1%
96	It depends	2	0.0%
98	Don't know	6	0.1%
99	Skipped	5765	98.7%

*Warning: these figures indicate the number of cases found in the data file. They cannot be interpreted as summary statistics of the population of interest.*

**# q69: 18.Which district candidate would you vote for if the election were to be held tomorrow?(Taitung County)**

**Information** [Type= discrete] [Format=numeric] [Range= 1-99] [Missing=\*]

**Statistics [NW/ W]** [Valid=5841 /-] [Invalid=0 /-]

Value	Label	Cases	Percentage
1	Chen, Chien-Ke(KMT)	2	0.0%
2	Liu, Chao-Hao(DPP)	10	0.2%
88	Plain Aborigines	1	0.0%
89	Mountain Aborigines	0	
90	Not eligible to vote	0	
91	Wouldn't pick up the ballot	0	
92	Not yet decided	8	0.1%
93	Won't turnout to vote	7	0.1%
94	Will cast an invalid vote	1	0.0%
95	Refuse to answer	1	0.0%
96	It depends	0	
98	Don't know	2	0.0%
99	Skipped	5809	99.5%

*Warning: these figures indicate the number of cases found in the data file. They cannot be interpreted as summary statistics of the population of interest.*

**# q70: 18.Which district candidate would you vote for if the election were to be held tomorrow?(Hualien County)**

**Information** [Type= discrete] [Format=numeric] [Range= 1-99] [Missing=\*]

**Statistics [NW/ W]** [Valid=5841 /-] [Invalid=0 /-]

Value	Label	Cases	Percentage
1	Wang, Ting Sheng(KMT)	24	0.4%

**# q70: 18.Which district candidate would you vote for if the election were to be held tomorrow?(Hualien County)**

Value	Label	Cases	Percentage
2	Xiao, Mei Qin(DPP)	26	0.4%
22	Yang, Wu Kong(Pan-Pacific E.P. Union Party)	1	0.0%
26	Huang, Shi Peng(Independent)	0	
88	Plain Aborigines	1	0.0%
89	Mountain Aborigines	0	
90	Not eligible to vote	0	
91	Wouldn't pick up the ballot	0	
92	Not yet decided	8	0.1%
93	Won't turnout to vote	7	0.1%
94	Will cast an invalid vote	2	0.0%
95	Refuse to answer	3	0.1%
96	It depends	1	0.0%
98	Don't know	4	0.1%
99	Skipped	5764	98.7%

*Warning: these figures indicate the number of cases found in the data file. They cannot be interpreted as summary statistics of the population of interest.*

**# q71: 18.Which district candidate would you vote for if the election were to be held tomorrow?(Penghu County)**

<b>Information</b>	[Type= discrete] [Format=numeric] [Range= 1-99] [Missing=*]
<b>Statistics [NW/ W]</b>	[Valid=5841 /-] [Invalid=0 /-]

Value	Label	Cases	Percentage
1	Chen, Shuang Chuan(KMT)	2	0.0%
2	Yang, Yao(DPP)	7	0.1%
6	Huang, Han-Tung(Taiwan Labor Party)	0	
15	Sheng, I Che(Trees Party)	0	
88	Plain Aborigines	0	
89	Mountain Aborigines	0	
90	Not eligible to vote	0	
91	Wouldn't pick up the ballot	0	
92	Not yet decided	3	0.1%
93	Won't turnout to vote	3	0.1%
94	Will cast an invalid vote	0	
95	Refuse to answer	1	0.0%
96	It depends	0	
98	Don't know	0	
99	Skipped	5825	99.7%

*Warning: these figures indicate the number of cases found in the data file. They cannot be interpreted as summary statistics of the population of interest.*

**# q72: 18.Which district candidate would you vote for if the election were to be held tomorrow?(Keelung City)**

<b>Information</b>	[Type= discrete] [Format=numeric] [Range= 1-99] [Missing=*]
<b>Statistics [NW/ W]</b>	[Valid=5841 /-] [Invalid=0 /-]

Value	Label	Cases	Percentage
1	Hau, Lung-Bin(KMT)	20	0.3%
2	Tsa,i Shi Ying(DPP)	17	0.3%
3	Liu, Wen-Hsiung(PFP)	6	0.1%
18	Yang, Shi Cheng(Republican Party)	2	0.0%
88	Plain Aborigines	0	

# q72: 18.Which district candidate would you vote for if the election were to be held tomorrow?(Keelung City)

Value	Label	Cases	Percentage
89	Mountain Aborigines	0	
90	Not eligible to vote	0	
91	Wouldn't pick up the ballot	0	
92	Not yet decided	23	0.4%
93	Won't turnout to vote	19	0.3%
94	Will cast an invalid vote	1	0.0%
95	Refuse to answer	6	0.1%
96	It depends	0	
98	Don't know	6	0.1%
99	Skipped	5741	98.3%

Warning: these figures indicate the number of cases found in the data file. They cannot be interpreted as summary statistics of the population of interest.

# q73: 18.Which district candidate would you vote for if the election were to be held tomorrow?(Hsinchu City)

<b>Information</b>	[Type= discrete] [Format=numeric] [Range= 1-99] [Missing=*]
<b>Statistics [NW/ W]</b>	[Valid=5841 /-] [Invalid=0 /-]

Value	Label	Cases	Percentage
1	Cheng, Cheng Chien(KMT)	9	0.2%
2	Ke, Jian Ming(DPP)	15	0.3%
3	Ou, Chung-Ching(PFP)	1	0.0%
14	Wei, Bert(Military, Civil, and Faculty Alliance Party)	0	
17	Chiu, Hsieh-Chih(New Power Party)	9	0.2%
19	Lin, Chia-Yu(Free Taiwan Party)	0	
26	Zeng, Yao Cheng(Independent)	0	
27	Huang ,Yuan-Fu(Independent)	0	
28	Wang, Rong De(Independent)	1	0.0%
29	Wu, Shu-Min(Independent)	0	
88	Plain Aborigines	0	
89	Mountain Aborigines	0	
90	Not eligible to vote	0	
91	Wouldn't pick up the ballot	0	
92	Not yet decided	8	0.1%
93	Won't turnout to vote	11	0.2%
94	Will cast an invalid vote	2	0.0%
95	Refuse to answer	5	0.1%
96	It depends	0	
98	Don't know	9	0.2%
99	Skipped	5771	98.8%

Warning: these figures indicate the number of cases found in the data file. They cannot be interpreted as summary statistics of the population of interest.

# q74: 18.Which district candidate would you vote for if the election were to be held tomorrow?(Chiayi City)

<b>Information</b>	[Type= discrete] [Format=numeric] [Range= 1-99] [Missing=*]
<b>Statistics [NW/ W]</b>	[Valid=5841 /-] [Invalid=0 /-]

Value	Label	Cases	Percentage
1	Wu, Yu-Jen(KMT)	15	0.3%
2	Lee, Chun-Yi(DPP)	18	0.3%
26	Weng, Shou-liang(Independent)	5	0.1%

# q74: 18.Which district candidate would you vote for if the election were to be held tomorrow?(Chiayi City)

Value	Label	Cases	Percentage
27	Huang, Hung-Chen-Taiwan-Ah-Chen-World-Great-Person-Rich-Pres	1	0.0%
88	Plain Aborigines	0	
89	Mountain Aborigines	0	
90	Not eligible to vote	0	
91	Wouldn't pick up the ballot	0	
92	Not yet decided	12	0.2%
93	Won't turnout to vote	16	0.3%
94	Will cast an invalid vote	1	0.0%
95	Refuse to answer	5	0.1%
96	It depends	0	
98	Don't know	4	0.1%
99	Skipped	5764	98.7%

Warning: these figures indicate the number of cases found in the data file. They cannot be interpreted as summary statistics of the population of interest.

# q75: 18.Which district candidate would you vote for if the election were to be held tomorrow?(Kinmen County)

<b>Information</b>	[Type= discrete] [Format=numeric] [Range= 1-99] [Missing=*]
<b>Statistics [NW/ W]</b>	[Valid=5841 /-] [Invalid=0 /-]

Value	Label	Cases	Percentage
1	Yang, Cheng-Wu(KMT)	4	0.1%
2	Chen, Tsang-Chiang(DPP)	2	0.0%
3	Wu, Cherng-Dean(NP)	1	0.0%
6	Chen, Te-Hui(Taiwan Labor Party)	0	
14	Kao, Dan-Hwa(Military, Civil, and Faculty Alliance Party)	0	
26	Chang, Cheng-Fa(Independent)	0	
27	Hong, Zhi Heng(Independent)	0	
28	Tony Chen Ton Lee(Independent)	0	
88	Plain Aborigines	0	
89	Mountain Aborigines	0	
90	Not eligible to vote	0	
91	Wouldn't pick up the ballot	0	
92	Not yet decided	4	0.1%
93	Won't turnout to vote	2	0.0%
94	Will cast an invalid vote	0	
95	Refuse to answer	0	
96	It depends	2	0.0%
98	Don't know	0	
99	Skipped	5826	99.7%

Warning: these figures indicate the number of cases found in the data file. They cannot be interpreted as summary statistics of the population of interest.

# q76: 18.Which district candidate would you vote for if the election were to be held tomorrow?(Lienchiang County)

<b>Information</b>	[Type= discrete] [Format=numeric] [Range= 1-99] [Missing=*]
<b>Statistics [NW/ W]</b>	[Valid=5841 /-] [Invalid=0 /-]

Value	Label	Cases	Percentage
1	Chen, Hsueh-Sheng(KMT)	0	
7	Chang, Chun Pao(Unionist Party)	0	

# q76: 18.Which district candidate would you vote for if the election were to be held tomorrow?(Lienchiang County)

Value	Label	Cases	Percentage
15	Su, Po Hao(Trees Party)	0	
26	Lin, Chin Kuan(Independent)	0	
88	Plain Aborigines	0	
89	Mountain Aborigines	0	
90	Not eligible to vote	0	
91	Wouldn't pick up the ballot	0	
92	Not yet decided	0	
93	Won't turnout to vote	1	0.0%
94	Will cast an invalid vote	0	
95	Refuse to answer	0	
96	It depends	0	
98	Don't know	0	
99	Skipped	5840	100.0%

Warning: these figures indicate the number of cases found in the data file. They cannot be interpreted as summary statistics of the population of interest.

# q77: 18.Which district candidate would you vote for if the election were to be held tomorrow?(1st District, Taipei City)

<b>Information</b>	[Type= discrete] [Format=numeric] [Range= 1-99] [Missing=*]
<b>Statistics [NW/ W]</b>	[Valid=5841 /-] [Invalid=0 /-]

Value	Label	Cases	Percentage
1	Ting, Shou-chung(KMT)	25	0.4%
2	Wu, Szu-Yao(DPP)	20	0.3%
10	Wu, Zhong Zheng(National Health Service Alliance)	1	0.0%
18	Wang, Ching-Ya(Republican Party)	0	
20	Huang, Ching Yuan(Taiwan Independence Party)	0	
88	Plain Aborigines	1	0.0%
89	Mountain Aborigines	0	
90	Not eligible to vote	0	
91	Wouldn't pick up the ballot	0	
92	Not yet decided	22	0.4%
93	Won't turnout to vote	14	0.2%
94	Will cast an invalid vote	0	
95	Refuse to answer	7	0.1%
96	It depends	0	
98	Don't know	2	0.0%
99	Skipped	5749	98.4%

Warning: these figures indicate the number of cases found in the data file. They cannot be interpreted as summary statistics of the population of interest.

# q78: 18.Which district candidate would you vote for if the election were to be held tomorrow?(2nd District, Taipei City)

<b>Information</b>	[Type= discrete] [Format=numeric] [Range= 2-99] [Missing=*]
<b>Statistics [NW/ W]</b>	[Valid=5841 /-] [Invalid=0 /-]

Value	Label	Cases	Percentage
2	Yao, Wen-Chih(DPP)	16	0.3%
3	Pan, Wynn H.T.(NP)	10	0.2%
10	Lin, Xing Rong(National Health Service Alliance)	0	

**# q78: 18.Which district candidate would you vote for if the election were to be held tomorrow?(2nd District, Taipei City)**

Value	Label	Cases	Percentage
19	Chen, Jian Bin(Free Taiwan Party)	0	
20	Chen, Min Chien(Taiwan Independence Party)	0	
25	Wu, Chun-Te(Faith And Hope League)	0	
26	Wang, Ming-Tzong AarMing(Independent)	0	
88	Plain Aborigines	0	
89	Mountain Aborigines	0	
90	Not eligible to vote	0	
91	Wouldn't pick up the ballot	0	
92	Not yet decided	14	0.2%
93	Won't turnout to vote	13	0.2%
94	Will cast an invalid vote	0	
95	Refuse to answer	3	0.1%
96	It depends	2	0.0%
98	Don't know	6	0.1%
99	Skipped	5777	98.9%

*Warning: these figures indicate the number of cases found in the data file. They cannot be interpreted as summary statistics of the population of interest.*

**# q79: 18.Which district candidate would you vote for if the election were to be held tomorrow?(3rd District, Taipei City)**

<b>Information</b>	[Type= discrete] [Format=numeric] [Range= 1-99] [Missing=*]
--------------------	---

<b>Statistics [NW/ W]</b>	[Valid=5841 /-] [Invalid=0 /-]
---------------------------	--------------------------------

Value	Label	Cases	Percentage
1	Chiang, Wan-An(KMT)	12	0.2%
8	Kao, Shih-En(Constitutional Conventions of Taiwan)	0	
14	Li, Cheng-Yueh(Military, Civil, and Faculty Alliance Party)	0	
16	Ciou, Jheng Hao(Peace Pigeon Union Party)	0	
20	Lim, Sin Khai(Taiwan Independence Party)	0	
24	Lee, Yen-jong(Green Party Taiwan & Social Democratic Party A	1	0.0%
26	Chao, Yieng-Jack(Independent)	0	
27	Huang, Li-Hsiang(Independent)	0	
28	Pan, Billy(Independent)	5	0.1%
29	Chen, Alf Ke-Yin(Independent)	0	
88	Plain Aborigines	0	
89	Mountain Aborigines	0	
90	Not eligible to vote	1	0.0%
91	Wouldn't pick up the ballot	0	
92	Not yet decided	20	0.3%
93	Won't turnout to vote	4	0.1%
94	Will cast an invalid vote	0	
95	Refuse to answer	5	0.1%
96	It depends	0	
98	Don't know	8	0.1%
99	Skipped	5785	99.0%

*Warning: these figures indicate the number of cases found in the data file. They cannot be interpreted as summary statistics of the population of interest.*

**# q80: 18.Which district candidate would you vote for if the election were to be held tomorrow?(4th District, Taipei City)**

<b>Information</b>	[Type= discrete] [Format=numeric] [Range= 1-99] [Missing=*]		
<b>Statistics [NW/ W]</b>	[Valid=5841 /-] [Invalid=0 /-]		
<b>Value</b>	<b>Label</b>	<b>Cases</b>	<b>Percentage</b>
1	Lee, Yen-Hsiu(KMT)	11	0.2%
4	Huang, Shan Shan(PFP)	38	0.7%
5	Hsiao, Ya-Tan(TSU)	1	0.0%
16	Li, Yueh Feng(Peace Pigeon Union Party)	0	
17	Lin, Shao Chi(New Power Party)	2	0.0%
20	Chen, ChaoO Ming(Taiwan Independence Party)	0	
24	Chen, Shang-chih(Green Party Taiwan & Social Democratic Part	0	
26	Ho, Wei(Independent)	0	
88	Plain Aborigines	1	0.0%
89	Mountain Aborigines	0	
90	Not eligible to vote	0	
91	Wouldn't pick up the ballot	0	
92	Not yet decided	25	0.4%
93	Won't turnout to vote	9	0.2%
94	Will cast an invalid vote	2	0.0%
95	Refuse to answer	7	0.1%
96	It depends	2	0.0%
98	Don't know	5	0.1%
99	Skipped	5738	98.2%

*Warning: these figures indicate the number of cases found in the data file. They cannot be interpreted as summary statistics of the population of interest.*

**# q81: 18.Which district candidate would you vote for if the election were to be held tomorrow?(5th District, Taipei City)**

<b>Information</b>	[Type= discrete] [Format=numeric] [Range= 1-99] [Missing=*]		
<b>Statistics [NW/ W]</b>	[Valid=5841 /-] [Invalid=0 /-]		
<b>Value</b>	<b>Label</b>	<b>Cases</b>	<b>Percentage</b>
1	Lin, Yu-Fang(KMT)	19	0.3%
8	Hong, Sneng Cheng(Constitutional Conventions of Taiwan)	0	
15	You, Rui Min(Trees Party)	0	
17	Lim, Freddy(New Power Party)	18	0.3%
20	Li, Jia Xing(Taiwan Independence Party)	1	0.0%
26	Gong, Wei Lun(Independent)	0	
27	Huang, Fui Ching(Independent)	0	
88	Plain Aborigines	0	
89	Mountain Aborigines	0	
90	Not eligible to vote	0	
91	Wouldn't pick up the ballot	0	
92	Not yet decided	12	0.2%
93	Won't turnout to vote	13	0.2%
94	Will cast an invalid vote	2	0.0%
95	Refuse to answer	4	0.1%
96	It depends	1	0.0%

**# q81: 18.Which district candidate would you vote for if the election were to be held tomorrow?(5th District, Taipei City)**

Value	Label	Cases	Percentage
98	Don't know	0	
99	Skipped	5771	98.8%

*Warning: these figures indicate the number of cases found in the data file. They cannot be interpreted as summary statistics of the population of interest.*

**# q82: 18.Which district candidate would you vote for if the election were to be held tomorrow?(6th District, Taipei City)**

<b>Information</b>	[Type= discrete] [Format=numeric] [Range= 1-99] [Missing=*]
<b>Statistics [NW/ W]</b>	[Valid=5841 /-] [Invalid=0 /-]

Value	Label	Cases	Percentage
1	Chiang, Nai-Shn(KMT)	10	0.2%
8	Ku, Wen Fa(Constitutional Conventions of Taiwan)	0	
11	Jeng, Tsuen-Chyi(People's Democratic Front)	1	0.0%
15	Chen, Chia-Hung(Trees Party)	0	
18	Wu, Hsu-Chih(Republican Party)	1	0.0%
20	Lin, Zhen Yu(Taiwan Independence Party)	0	
24	Fan, Yun(Green Party Taiwan & Social Democratic Party Allian	3	0.1%
25	Tseng, Hsien-Ying(Faith And Hope League)	0	
26	Zhao, Yan Qing(Independent)	0	
27	Chou, Fang-Ju(Independent)	0	
28	Liang,Pang Wei(Independent)	0	
29	Chiang, Nancy(Independent)	0	
88	Plain Aborigines	0	
89	Mountain Aborigines	0	
90	Not eligible to vote	0	
91	Wouldn't pick up the ballot	0	
92	Not yet decided	21	0.4%
93	Won't turnout to vote	9	0.2%
94	Will cast an invalid vote	1	0.0%
95	Refuse to answer	3	0.1%
96	It depends	0	
98	Don't know	1	0.0%
99	Skipped	5791	99.1%

*Warning: these figures indicate the number of cases found in the data file. They cannot be interpreted as summary statistics of the population of interest.*

**# q83: 18.Which district candidate would you vote for if the election were to be held tomorrow?(7th District, Taipei City)**

<b>Information</b>	[Type= discrete] [Format=numeric] [Range= 1-99] [Missing=*]
<b>Statistics [NW/ W]</b>	[Valid=5841 /-] [Invalid=0 /-]

Value	Label	Cases	Percentage
1	Fai, Hrong-Tai(KMT)	19	0.3%
8	Fan,Yang-Lu(Constitutional Conventions of Taiwan)	0	
16	Su, Chen-Ying(Peace Pigeon Union Party)	0	
20	Lin, Susan(Taiwan Independence Party)	0	
24	Lu, Jennifer(Green Party Taiwan & Social Democratic Party Al	2	0.0%
26	Yang, Shih-Chiu(Independent)	11	0.2%



**# q83: 18.Which district candidate would you vote for if the election were to be held tomorrow?(7th District, Taipei City)**

Value	Label	Cases	Percentage
27	Curry, Peter(Independent)	0	
28	Lin, Wen-Jye(Independent)	0	
88	Plain Aborigines	0	
89	Mountain Aborigines	0	
90	Not eligible to vote	0	
91	Wouldn't pick up the ballot	0	
92	Not yet decided	16	0.3%
93	Won't turnout to vote	7	0.1%
94	Will cast an invalid vote	1	0.0%
95	Refuse to answer	6	0.1%
96	It depends	0	
98	Don't know	1	0.0%
99	Skipped	5778	98.9%

*Warning: these figures indicate the number of cases found in the data file. They cannot be interpreted as summary statistics of the population of interest.*

**# q84: 18.Which district candidate would you vote for if the election were to be held tomorrow?(8th District, Taipei City)**

<b>Information</b>	[Type= discrete] [Format=numeric] [Range= 1-99] [Missing=*]
<b>Statistics [NW/ W]</b>	[Valid=5841 /-] [Invalid=0 /-]

Value	Label	Cases	Percentage
1	Lai, Shyh-Bao(KMT)	20	0.3%
6	Chen, Lucent(Taiwan Labor Party)	0	
24	Miao, Poya(Green Party Taiwan & Social Democratic Party Alli	2	0.0%
26	Fang Jing-Jun(Independent)	0	
27	Lai, Shu-Shen(Independent)	0	
28	Lee, Ching-Yuan(Independent)	15	0.3%
88	Plain Aborigines	1	0.0%
89	Mountain Aborigines	0	
90	Not eligible to vote	0	
91	Wouldn't pick up the ballot	0	
92	Not yet decided	17	0.3%
93	Won't turnout to vote	16	0.3%
94	Will cast an invalid vote	4	0.1%
95	Refuse to answer	3	0.1%
96	It depends	6	0.1%
98	Don't know	6	0.1%
99	Skipped	5751	98.5%

*Warning: these figures indicate the number of cases found in the data file. They cannot be interpreted as summary statistics of the population of interest.*

**# q85: 18.Which district candidate would you vote for if the election were to be held tomorrow?(1st District, Kaohsiung City)**

<b>Information</b>	[Type= discrete] [Format=numeric] [Range= 1-99] [Missing=*]
<b>Statistics [NW/ W]</b>	[Valid=5841 /-] [Invalid=0 /-]

Value	Label	Cases	Percentage
1	Chung, Yi-Chung(KMT)	6	0.1%

**# q85: 18.Which district candidate would you vote for if the election were to be held tomorrow?(1st District, Kaohsiung City)**

Value	Label	Cases	Percentage
2	Chiu, Yi-Ying(DPP)	26	0.4%
7	Liu, Zi Lin(Unionist Party)	0	
16	Chuang, Ting Hsin(Peace Pigeon Union Party)	0	
88	Plain Aborigines	0	
89	Mountain Aborigines	0	
90	Not eligible to vote	0	
91	Wouldn't pick up the ballot	0	
92	Not yet decided	9	0.2%
93	Won't turnout to vote	8	0.1%
94	Will cast an invalid vote	0	
95	Refuse to answer	8	0.1%
96	It depends	1	0.0%
98	Don't know	3	0.1%
99	Skipped	5780	99.0%

*Warning: these figures indicate the number of cases found in the data file. They cannot be interpreted as summary statistics of the population of interest.*

**# q86: 18.Which district candidate would you vote for if the election were to be held tomorrow?(2nd District, Kaohsiung City)**

<b>Information</b>	[Type= discrete] [Format=numeric] [Range= 1-99] [Missing=*]
<b>Statistics [NW/ W]</b>	[Valid=5841 /-] [Invalid=0 /-]

Value	Label	Cases	Percentage
1	Huang, Yun-Han(KMT)	14	0.2%
2	Chiu Chih-Wei(DPP)	38	0.7%
7	Huang, Jin Ling(Unionist Party)	0	
15	Li, Bo Rong(Trees Party)	0	
19	Zeng, Ying Feng(Free Taiwan Party)	1	0.0%
88	Plain Aborigines	0	
89	Mountain Aborigines	0	
90	Not eligible to vote	0	
91	Wouldn't pick up the ballot	0	
92	Not yet decided	21	0.4%
93	Won't turnout to vote	12	0.2%
94	Will cast an invalid vote	1	0.0%
95	Refuse to answer	2	0.0%
96	It depends	1	0.0%
98	Don't know	4	0.1%
99	Skipped	5747	98.4%

*Warning: these figures indicate the number of cases found in the data file. They cannot be interpreted as summary statistics of the population of interest.*

**# q87: 18.Which district candidate would you vote for if the election were to be held tomorrow?(3rd District, Kaohsiung City)**

<b>Information</b>	[Type= discrete] [Format=numeric] [Range= 1-99] [Missing=*]
<b>Statistics [NW/ W]</b>	[Valid=5841 /-] [Invalid=0 /-]

Value	Label	Cases	Percentage
1	Chang, Hsien-Yao(KMT)	19	0.3%

**# q87: 18.Which district candidate would you vote for if the election were to be held tomorrow?(3rd District, Kaohsiung City)**

Value	Label	Cases	Percentage
2	Liu, Shyh Fang(DPP)	24	0.4%
8	Zhuang, Ming Xian(Constitutional Conventions of Taiwan)	0	
25	Liang, Pei Chen(Faith And Hope League)	1	0.0%
26	Lyon, Shu Fu(Independent)	2	0.0%
88	Plain Aborigines	0	
89	Mountain Aborigines	0	
90	Not eligible to vote	0	
91	Wouldn't pick up the ballot	0	
92	Not yet decided	20	0.3%
93	Won't turnout to vote	15	0.3%
94	Will cast an invalid vote	0	
95	Refuse to answer	9	0.2%
96	It depends	0	
98	Don't know	7	0.1%
99	Skipped	5744	98.3%

*Warning: these figures indicate the number of cases found in the data file. They cannot be interpreted as summary statistics of the population of interest.*

**# q88: 18.Which district candidate would you vote for if the election were to be held tomorrow?(4th District, Kaohsiung City)**

<b>Information</b>	[Type= discrete] [Format=numeric] [Range= 1-99] [Missing=*]
--------------------	---

<b>Statistics [NW/ W]</b>	[Valid=5841 /-] [Invalid=0 /-]
---------------------------	--------------------------------

Value	Label	Cases	Percentage
1	Kuo, Lun Hao Lucas(KMT)	5	0.1%
2	Lin, Tai-Hua(DPP)	34	0.6%
7	Lin, Jun Yang(Unionist Party)	0	
88	Plain Aborigines	1	0.0%
89	Mountain Aborigines	0	
90	Not eligible to vote	0	
91	Wouldn't pick up the ballot	0	
92	Not yet decided	7	0.1%
93	Won't turnout to vote	4	0.1%
94	Will cast an invalid vote	1	0.0%
95	Refuse to answer	1	0.0%
96	It depends	0	
98	Don't know	3	0.1%
99	Skipped	5785	99.0%

*Warning: these figures indicate the number of cases found in the data file. They cannot be interpreted as summary statistics of the population of interest.*

**# q89: 18.Which district candidate would you vote for if the election were to be held tomorrow?(5th District, Kaohsiung City)**

<b>Information</b>	[Type= discrete] [Format=numeric] [Range= 1-99] [Missing=*]
--------------------	---

<b>Statistics [NW/ W]</b>	[Valid=5841 /-] [Invalid=0 /-]
---------------------------	--------------------------------

Value	Label	Cases	Percentage
1	Tsai, Chin-Yen(KMT)	7	0.1%
2	Kuan, Bi Ling(DPP)	20	0.3%

**# q89: 18.Which district candidate would you vote for if the election were to be held tomorrow?(5th District, Kaohsiung City)**

Value	Label	Cases	Percentage
14	Wang, Hsin-Chang(Military, Civil, and Faculty Alliance Party)	0	
16	Yang, Zong Ying(Peace Pigeon Union Party)	0	
88	Plain Aborigines	0	
89	Mountain Aborigines	0	
90	Not eligible to vote	0	
91	Wouldn't pick up the ballot	0	
92	Not yet decided	12	0.2%
93	Won't turnout to vote	3	0.1%
94	Will cast an invalid vote	0	
95	Refuse to answer	3	0.1%
96	It depends	0	
98	Don't know	1	0.0%
99	Skipped	5795	99.2%

*Warning: these figures indicate the number of cases found in the data file. They cannot be interpreted as summary statistics of the population of interest.*

**# q90: 18.Which district candidate would you vote for if the election were to be held tomorrow?(6th District, Kaohsiung City)**

<b>Information</b>	[Type= discrete] [Format=numeric] [Range= 1-99] [Missing=*]
<b>Statistics [NW/ W]</b>	[Valid=5841 /-] [Invalid=0 /-]

Value	Label	Cases	Percentage
1	Huang, Po Lin(KMT)	14	0.2%
2	Lee, Kun Tse(DPP)	22	0.4%
16	Yang, Han Chi(Peace Pigeon Union Party)	1	0.0%
88	Plain Aborigines	0	
89	Mountain Aborigines	0	
90	Not eligible to vote	0	
91	Wouldn't pick up the ballot	0	
92	Not yet decided	12	0.2%
93	Won't turnout to vote	11	0.2%
94	Will cast an invalid vote	1	0.0%
95	Refuse to answer	6	0.1%
96	It depends	0	
98	Don't know	1	0.0%
99	Skipped	5773	98.8%

*Warning: these figures indicate the number of cases found in the data file. They cannot be interpreted as summary statistics of the population of interest.*

**# q91: 18.Which district candidate would you vote for if the election were to be held tomorrow?(7th District, Kaohsiung City)**

<b>Information</b>	[Type= discrete] [Format=numeric] [Range= 1-99] [Missing=*]
<b>Statistics [NW/ W]</b>	[Valid=5841 /-] [Invalid=0 /-]

Value	Label	Cases	Percentage
1	Zhuang, Qi Wang(KMT)	9	0.2%
2	Chao, Tien Lin(DPP)	28	0.5%
16	Chen, Su Li(Peace Pigeon Union Party)	0	
17	Chen, Hui-Min(New Power Party)	1	0.0%

**# q91: 18.Which district candidate would you vote for if the election were to be held tomorrow?(7th District, Kaohsiung City)**

Value	Label	Cases	Percentage
26	Lin, Jing Yuan(Independent)	1	0.0%
88	Plain Aborigines	0	
89	Mountain Aborigines	0	
90	Not eligible to vote	0	
91	Wouldn't pick up the ballot	0	
92	Not yet decided	16	0.3%
93	Won't turnout to vote	12	0.2%
94	Will cast an invalid vote	0	
95	Refuse to answer	1	0.0%
96	It depends	1	0.0%
98	Don't know	2	0.0%
99	Skipped	5770	98.8%

*Warning: these figures indicate the number of cases found in the data file. They cannot be interpreted as summary statistics of the population of interest.*

**# q92: 18.Which district candidate would you vote for if the election were to be held tomorrow?(8th District, Kaohsiung City)**

<b>Information</b>	[Type= discrete] [Format=numeric] [Range= 1-99] [Missing=*]
<b>Statistics [NW/ W]</b>	[Valid=5841 /-] [Invalid=0 /-]

Value	Label	Cases	Percentage
1	Huang, Hsi Wen(KMT)	8	0.1%
2	Xu, Zhi Jie(DPP)	28	0.5%
7	Wang Ting Xuan(Unionist Party)	0	
11	Chang, Yu Hwa(People's Democratic Front)	0	
14	Liu, Yi Xiong(Military, Civil, and Faculty Alliance Party)	1	0.0%
17	Chen, Han Ku(New Power Party)	0	
21	Ma, Kai Ni(Social Welfare Party)	0	
88	Plain Aborigines	0	
89	Mountain Aborigines	0	
90	Not eligible to vote	0	
91	Wouldn't pick up the ballot	0	
92	Not yet decided	15	0.3%
93	Won't turnout to vote	13	0.2%
94	Will cast an invalid vote	1	0.0%
95	Refuse to answer	7	0.1%
96	It depends	0	
98	Don't know	9	0.2%
99	Skipped	5759	98.6%

*Warning: these figures indicate the number of cases found in the data file. They cannot be interpreted as summary statistics of the population of interest.*

**# q93: 18.Which district candidate would you vote for if the election were to be held tomorrow?(9th District, Kaohsiung City)**

<b>Information</b>	[Type= discrete] [Format=numeric] [Range= 1-99] [Missing=*]
<b>Statistics [NW/ W]</b>	[Valid=5841 /-] [Invalid=0 /-]

Value	Label	Cases	Percentage
1	Lin, Guo Zheng(KMT)	12	0.2%

**# q93: 18.Which district candidate would you vote for if the election were to be held tomorrow?(9th District, Kaohsiung City)**

Value	Label	Cases	Percentage
2	Lai, Jui Lung(DPP)	20	0.3%
7	Tsai, Ma Fu(Unionist Party)	1	0.0%
18	Lin, Tsung Yen(Republican Party)	1	0.0%
88	Plain Aborigines	0	
89	Mountain Aborigines	0	
90	Not eligible to vote	0	
91	Wouldn't pick up the ballot	0	
92	Not yet decided	13	0.2%
93	Won't turnout to vote	7	0.1%
94	Will cast an invalid vote	4	0.1%
95	Refuse to answer	6	0.1%
96	It depends	2	0.0%
98	Don't know	5	0.1%
99	Skipped	5770	98.8%

*Warning: these figures indicate the number of cases found in the data file. They cannot be interpreted as summary statistics of the population of interest.*

**# q94: 18.Which district candidate would you vote for if the election were to be held tomorrow?(1st District, New Taipei City)**

<b>Information</b>	[Type= discrete] [Format=numeric] [Range= 1-99] [Missing=*]
<b>Statistics [NW/ W]</b>	[Valid=5841 /-] [Invalid=0 /-]

Value	Label	Cases	Percentage
1	Wu, Yu Sheng(KMT)	15	0.3%
2	Lu, Sun-Ling(DPP)	20	0.3%
10	Hung, Zei-Cheng(National Health Service Alliance	0	
15	Su, Gideon Tung-Ta(Trees Party)	1	0.0%
16	Chen, Yun Fen(Peace Pigeon Union Party)	0	
26	Chen, Li Ji(Independent)	2	0.0%
88	Plain Aborigines	0	
89	Mountain Aborigines	0	
90	Not eligible to vote	0	
91	Wouldn't pick up the ballot	0	
92	Not yet decided	18	0.3%
93	Won't turnout to vote	12	0.2%
94	Will cast an invalid vote	1	0.0%
95	Refuse to answer	2	0.0%
96	It depends	0	
98	Don't know	12	0.2%
99	Skipped	5758	98.6%

*Warning: these figures indicate the number of cases found in the data file. They cannot be interpreted as summary statistics of the population of interest.*

**# q95: 18.Which district candidate would you vote for if the election were to be held tomorrow?(2nd District, New Taipei City)**

<b>Information</b>	[Type= discrete] [Format=numeric] [Range= 1-99] [Missing=*]
<b>Statistics [NW/ W]</b>	[Valid=5841 /-] [Invalid=0 /-]

**# q95: 18.Which district candidate would you vote for if the election were to be held tomorrow?(2nd District, New Taipei City)**

Value	Label	Cases	Percentage
1	Chen, Ming Yi(KMT)	10	0.2%
2	Lin, Shu Fen(DPP)	29	0.5%
88	Plain Aborigines	0	
89	Mountain Aborigines	0	
90	Not eligible to vote	0	
91	Wouldn't pick up the ballot	0	
92	Not yet decided	16	0.3%
93	Won't turnout to vote	12	0.2%
94	Will cast an invalid vote	5	0.1%
95	Refuse to answer	5	0.1%
96	It depends	1	0.0%
98	Don't know	3	0.1%
99	Skipped	5760	98.6%

*Warning: these figures indicate the number of cases found in the data file. They cannot be interpreted as summary statistics of the population of interest.*

**# q96: 18.Which district candidate would you vote for if the election were to be held tomorrow?(3rd District, New Taipei City)**

<b>Information</b>	[Type= discrete] [Format=numeric] [Range= 1-99] [Missing=*]
<b>Statistics [NW/ W]</b>	[Valid=5841 /-] [Invalid=0 /-]

Value	Label	Cases	Percentage
1	Lee, Chien-Lung(KMT)	12	0.2%
2	Gao, Jyh Peng(DPP)	22	0.4%
4	Chang, Showen(PFP)	0	
8	Chen, Chang Fa(Constitutional Conventions of Taiwan)	0	
10	Tom-Shiau(National Health Service Alliance)	0	
15	Yao, Yin-Hung(Trees Party)	0	
21	Lin, Ji Ying(Social Welfare Party)	0	
26	Su, Ching-Yin(Independent)	0	
27	Huang, Mao(Independent)	0	
88	Plain Aborigines	1	0.0%
89	Mountain Aborigines	0	
90	Not eligible to vote	0	
91	Wouldn't pick up the ballot	0	
92	Not yet decided	18	0.3%
93	Won't turnout to vote	11	0.2%
94	Will cast an invalid vote	3	0.1%
95	Refuse to answer	6	0.1%
96	It depends	3	0.1%
98	Don't know	9	0.2%
99	Skipped	5756	98.5%

*Warning: these figures indicate the number of cases found in the data file. They cannot be interpreted as summary statistics of the population of interest.*

**# q97: 18. Which district candidate would you vote for if the election were to be held tomorrow?(4th District, New Taipei City)**

<b>Information</b>	[Type= discrete] [Format=numeric] [Range= 1-99] [Missing=*]
<b>Statistics [NW/ W]</b>	[Valid=5841 /-] [Invalid=0 /-]

Value	Label	Cases	Percentage
1	Chen, Mau-Jia(KMT)	6	0.1%
2	Wu, Ping-Jui(DPP)	27	0.5%
8	Wang, Si Yi(Constitutional Conventions of Taiwan)	0	
9	Lin, Li Rong(Righteous Party)	0	
16	Liu, Feng-Chang(Peace Pigeon Union Party)	0	
24	Gu, Ba Kai(Green Party Taiwan & Social Democratic Party Alli	1	0.0%
26	Chiu, Mark(Independent)	1	0.0%
88	Plain Aborigines	0	
89	Mountain Aborigines	0	
90	Not eligible to vote	0	
91	Wouldn't pick up the ballot	0	
92	Not yet decided	32	0.5%
93	Won't turnout to vote	10	0.2%
94	Will cast an invalid vote	5	0.1%
95	Refuse to answer	4	0.1%
96	It depends	1	0.0%
98	Don't know	14	0.2%
99	Skipped	5740	98.3%

*Warning: these figures indicate the number of cases found in the data file. They cannot be interpreted as summary statistics of the population of interest.*

**# q98: 18. Which district candidate would you vote for if the election were to be held tomorrow?(5th District, New Taipei City)**

<b>Information</b>	[Type= discrete] [Format=numeric] [Range= 1-99] [Missing=*]
<b>Statistics [NW/ W]</b>	[Valid=5841 /-] [Invalid=0 /-]

Value	Label	Cases	Percentage
1	Huang, Chih-Hsiung(KMT)	19	0.3%
2	Su, Chiao-Hui(DPP)	31	0.5%
17	Kuo, Po-Yu(New Power Party)	1	0.0%
88	Plain Aborigines	0	
89	Mountain Aborigines	0	
90	Not eligible to vote	0	
91	Wouldn't pick up the ballot	0	
92	Not yet decided	13	0.2%
93	Won't turnout to vote	14	0.2%
94	Will cast an invalid vote	2	0.0%
95	Refuse to answer	5	0.1%
96	It depends	1	0.0%
98	Don't know	8	0.1%
99	Skipped	5747	98.4%

*Warning: these figures indicate the number of cases found in the data file. They cannot be interpreted as summary statistics of the population of interest.*



**# q99: 18.Which district candidate would you vote for if the election were to be held tomorrow?(6th District, New Taipei City)**

<b>Information</b>	[Type= discrete] [Format=numeric] [Range= 1-99] [Missing=*]		
<b>Statistics [NW/ W]</b>	[Valid=5841 /-] [Invalid=0 /-]		
<b>Value</b>	<b>Label</b>	<b>Cases</b>	<b>Percentage</b>
1	Lin, Kuo Chun(KMT)	20	0.3%
2	Chang, Hung-Lu(DPP)	24	0.4%
4	Kang, Hector(PFP)	1	0.0%
6	Yao, Yu-Shism(Taiwan Labor Party)	0	
14	Huang, Jun Min(Military, Civil, and Faculty Alliance Party)	0	
15	Li, Jian-Ming(Trees Party)	0	
18	Li, Gui Bao(Republican Party)	0	
25	Yu, Hsin Yi(Faith And Hope League)	1	0.0%
26	Chuang, Feng-Ming(Independent)	0	
88	Plain Aborigines	0	
89	Mountain Aborigines	0	
90	Not eligible to vote	0	
91	Wouldn't pick up the ballot	0	
92	Not yet decided	21	0.4%
93	Won't turnout to vote	10	0.2%
94	Will cast an invalid vote	2	0.0%
95	Refuse to answer	5	0.1%
96	It depends	1	0.0%
98	Don't know	12	0.2%
99	Skipped	5744	98.3%

*Warning: these figures indicate the number of cases found in the data file. They cannot be interpreted as summary statistics of the population of interest.*

**# q100: 18.Which district candidate would you vote for if the election were to be held tomorrow?(7th District, New Taipei City)**

<b>Information</b>	[Type= discrete] [Format=numeric] [Range= 1-99] [Missing=*]		
<b>Statistics [NW/ W]</b>	[Valid=5841 /-] [Invalid=0 /-]		
<b>Value</b>	<b>Label</b>	<b>Cases</b>	<b>Percentage</b>
1	Chiang, Huei-Chen(KMT)	25	0.4%
2	Lo, Chih-Cheng(DPP)	25	0.4%
10	Wang, Chen.Hwa(National Health Service Alliance)	0	
26	Lee, Wan-Yu(Independent)	1	0.0%
88	Plain Aborigines	0	
89	Mountain Aborigines	0	
90	Not eligible to vote	0	
91	Wouldn't pick up the ballot	0	
92	Not yet decided	16	0.3%
93	Won't turnout to vote	7	0.1%
94	Will cast an invalid vote	3	0.1%
95	Refuse to answer	2	0.0%
96	It depends	0	
98	Don't know	3	0.1%
99	Skipped	5759	98.6%

**# q100: 18.Which district candidate would you vote for if the election were to be held tomorrow?(7th District, New Taipei City)**

*Warning: these figures indicate the number of cases found in the data file. They cannot be interpreted as summary statistics of the population of interest.*

**# q101: 18.Which district candidate would you vote for if the election were to be held tomorrow?(8th District, New Taipei City)**

**Information** [Type= discrete] [Format=numeric] [Range= 1-99] [Missing=\*]

**Statistics [NW/ W]** [Valid=5841 /-] [Invalid=0 /-]

Value	Label	Cases	Percentage
1	Chang,Ching-Chung(KMT)	15	0.3%
2	Chiang, Yung Chang(DPP)	26	0.4%
8	Shao, Ba Xiang(Constitutional Conventions of Taiwan)	0	
10	Lin, Ken(National Health Service Alliance)	0	
14	Wu, Jin Kui(Military, Civil, and Faculty Alliance Party)	1	0.0%
26	Tung, Cheng-Yi(Independent)	0	
88	Plain Aborigines	1	0.0%
89	Mountain Aborigines	0	
90	Not eligible to vote	0	
91	Wouldn't pick up the ballot	0	
92	Not yet decided	20	0.3%
93	Won't turnout to vote	7	0.1%
94	Will cast an invalid vote	5	0.1%
95	Refuse to answer	3	0.1%
96	It depends	0	
98	Don't know	5	0.1%
99	Skipped	5758	98.6%

*Warning: these figures indicate the number of cases found in the data file. They cannot be interpreted as summary statistics of the population of interest.*

**# q102: 18.Which district candidate would you vote for if the election were to be held tomorrow?(9th District, New Taipei City)**

**Information** [Type= discrete] [Format=numeric] [Range= 1-99] [Missing=\*]

**Statistics [NW/ W]** [Valid=5841 /-] [Invalid=0 /-]

Value	Label	Cases	Percentage
1	Lin, Te- Fu(KMT)	23	0.4%
10	Tseng, Wen-Sheng(National Health Service Alliance)	0	
13	Dong, Brya(The Motorists' Party of R.O.C.)	0	
18	Chang, Ching Fang(Republican Party)	2	0.0%
26	Lee, Hsin Chang(Independent)	7	0.1%
88	Plain Aborigines	0	
89	Mountain Aborigines	0	
90	Not eligible to vote	0	
91	Wouldn't pick up the ballot	0	
92	Not yet decided	25	0.4%
93	Won't turnout to vote	10	0.2%
94	Will cast an invalid vote	7	0.1%
95	Refuse to answer	2	0.0%
96	It depends	1	0.0%
98	Don't know	4	0.1%

**# q102: 18.Which district candidate would you vote for if the election were to be held tomorrow?(9th District, New Taipei City)**

Value	Label	Cases	Percentage
99	Skipped	5760	98.6%

*Warning: these figures indicate the number of cases found in the data file. They cannot be interpreted as summary statistics of the population of interest.*

**# q103: 18.Which district candidate would you vote for if the election were to be held tomorrow?(10th District, New Taipei City)**

**Information** [Type= discrete] [Format=numeric] [Range= 1-99] [Missing=\*]

**Statistics [NW/ W]** [Valid=5841 /-] [Invalid=0 /-]

Value	Label	Cases	Percentage
1	Lu, Chia-Chen(KMT)	12	0.2%
2	Wu, Chi-Ming(DPP)	24	0.4%
19	Huang, Lu Guang(Free Taiwan Party)	1	0.0%
88	Plain Aborigines	0	
89	Mountain Aborigines	1	0.0%
90	Not eligible to vote	0	
91	Wouldn't pick up the ballot	0	
92	Not yet decided	15	0.3%
93	Won't turnout to vote	13	0.2%
94	Will cast an invalid vote	5	0.1%
95	Refuse to answer	7	0.1%
96	It depends	0	
98	Don't know	9	0.2%
99	Skipped	5754	98.5%

*Warning: these figures indicate the number of cases found in the data file. They cannot be interpreted as summary statistics of the population of interest.*

**# q104: 18.Which district candidate would you vote for if the election were to be held tomorrow?(11th District, New Taipei City)**

**Information** [Type= discrete] [Format=numeric] [Range= 1-99] [Missing=\*]

**Statistics [NW/ W]** [Valid=5841 /-] [Invalid=0 /-]

Value	Label	Cases	Percentage
1	Lo, Ming Tsai(KMT)	22	0.4%
2	Chen, Yung-Fu(DPP)	3	0.1%
24	Tseng, Poyu(Green Party Taiwan & Social Democratic Party All	3	0.1%
88	Plain Aborigines	0	
89	Mountain Aborigines	0	
90	Not eligible to vote	0	
91	Wouldn't pick up the ballot	1	0.0%
92	Not yet decided	18	0.3%
93	Won't turnout to vote	10	0.2%
94	Will cast an invalid vote	4	0.1%
95	Refuse to answer	2	0.0%
96	It depends	0	
98	Don't know	6	0.1%
99	Skipped	5772	98.8%

*Warning: these figures indicate the number of cases found in the data file. They cannot be interpreted as summary statistics of the population of interest.*

**# q105: 18.Which district candidate would you vote for if the election were to be held tomorrow?(12th District, New Taipei City)**

<b>Information</b>	[Type= discrete] [Format=numeric] [Range= 1-99] [Missing=*]
<b>Statistics [NW/ W]</b>	[Valid=5841 /-] [Invalid=0 /-]

Value	Label	Cases	Percentage
1	Lee, Ching Hua(KMT)	15	0.3%
16	Chung, Guo-Chih(Peace Pigeon Union Party)	0	
17	Huang, Kuo-Chang(New Power Party)	11	0.2%
25	Chen, Yung-Shun(Faith And Hope League)	0	
88	Plain Aborigines	0	
89	Mountain Aborigines	0	
90	Not eligible to vote	0	
91	Wouldn't pick up the ballot	0	
92	Not yet decided	8	0.1%
93	Won't turnout to vote	8	0.1%
94	Will cast an invalid vote	0	
95	Refuse to answer	3	0.1%
96	It depends	1	0.0%
98	Don't know	1	0.0%
99	Skipped	5794	99.2%

*Warning: these figures indicate the number of cases found in the data file. They cannot be interpreted as summary statistics of the population of interest.*

**# q106: 18.Which district candidate would you vote for if the election were to be held tomorrow?(1st District, Taichung City)**

<b>Information</b>	[Type= discrete] [Format=numeric] [Range= 1-99] [Missing=*]
<b>Statistics [NW/ W]</b>	[Valid=5841 /-] [Invalid=0 /-]

Value	Label	Cases	Percentage
1	Yen, Chiou-Yue(KMT)	8	0.1%
2	Tsai, Chi-Chang(DPP)	30	0.5%
7	Chen, Chun Yuan(Unionist Party)	0	
8	Wang Shu-Fen(Constitutional Conventions of Taiwan)	0	
26	Houng, Chin Tei(Independent)	0	
88	Plain Aborigines	0	
89	Mountain Aborigines	0	
90	Not eligible to vote	0	
91	Wouldn't pick up the ballot	1	0.0%
92	Not yet decided	23	0.4%
93	Won't turnout to vote	4	0.1%
94	Will cast an invalid vote	2	0.0%
95	Refuse to answer	5	0.1%
96	It depends	0	
98	Don't know	2	0.0%
99	Skipped	5766	98.7%

*Warning: these figures indicate the number of cases found in the data file. They cannot be interpreted as summary statistics of the population of interest.*

**# q107: 18.Which district candidate would you vote for if the election were to be held tomorrow?(2nd District, Taichung City)**

<b>Information</b>	[Type= discrete] [Format=numeric] [Range= 1-99] [Missing=*]
--------------------	---

**# q107: 18.Which district candidate would you vote for if the election were to be held tomorrow?(2nd District, Taichung City)**

<b>Statistics [NW/ W]</b>		[Valid=5841 /-] [Invalid=0 /-]	
Value	Label	Cases	Percentage
1	Yen, Kuan-Heng(KMT)	20	0.3%
2	Chen, Shih-Kai(DPP)	18	0.3%
26	Chi, Kuo-Tung(Independent)	4	0.1%
27	Chung, Wen-Long(Independent)	0	
88	Plain Aborigines	0	
89	Mountain Aborigines	0	
90	Not eligible to vote	0	
91	Wouldn't pick up the ballot	0	
92	Not yet decided	19	0.3%
93	Won't turnout to vote	14	0.2%
94	Will cast an invalid vote	2	0.0%
95	Refuse to answer	12	0.2%
96	It depends	1	0.0%
98	Don't know	4	0.1%
99	Skipped	5747	98.4%

*Warning: these figures indicate the number of cases found in the data file. They cannot be interpreted as summary statistics of the population of interest.*

**# q108: 18.Which district candidate would you vote for if the election were to be held tomorrow?(3rd District, Taichung City)**

<b>Information</b>		[Type= discrete] [Format=numeric] [Range= 1-99] [Missing=*]	
<b>Statistics [NW/ W]</b>		[Valid=5841 /-] [Invalid=0 /-]	
Value	Label	Cases	Percentage
1	Yang, Chiung-Ying(KMT)	24	0.4%
14	Huang, Hsin-Chi(Military, Civil, and Faculty Alliance Party)	0	
17	Hung, Tzu-Yung(New Power Party)	35	0.6%
88	Plain Aborigines	0	
89	Mountain Aborigines	0	
90	Not eligible to vote	0	
91	Wouldn't pick up the ballot	0	
92	Not yet decided	15	0.3%
93	Won't turnout to vote	7	0.1%
94	Will cast an invalid vote	1	0.0%
95	Refuse to answer	4	0.1%
96	It depends	1	0.0%
98	Don't know	3	0.1%
99	Skipped	5751	98.5%

*Warning: these figures indicate the number of cases found in the data file. They cannot be interpreted as summary statistics of the population of interest.*

**# q109: 18.Which district candidate would you vote for if the election were to be held tomorrow?(4th District, Taichung City)**

<b>Information</b>		[Type= discrete] [Format=numeric] [Range= 1-99] [Missing=*]	
<b>Statistics [NW/ W]</b>		[Valid=5841 /-] [Invalid=0 /-]	
Value	Label	Cases	Percentage
1	Tsai, Chin-Lung(KMT)	11	0.2%

**# q109: 18.Which district candidate would you vote for if the election were to be held tomorrow?(4th District, Taichung City)**

Value	Label	Cases	Percentage
2	Chang Liao, Wan-Chien(DPP)	17	0.3%
18	Wu, Shu-Hui(Republican Party)	2	0.0%
19	You, Shou Yuan(Free Taiwan Party)	0	
25	Yeh, Chun-Hsin(Faith And Hope League)	2	0.0%
26	Yen, Hui Li(Independent)	0	
88	Plain Aborigines	0	
89	Mountain Aborigines	0	
90	Not eligible to vote	0	
91	Wouldn't pick up the ballot	0	
92	Not yet decided	21	0.4%
93	Won't turnout to vote	8	0.1%
94	Will cast an invalid vote	0	
95	Refuse to answer	3	0.1%
96	It depends	1	0.0%
98	Don't know	3	0.1%
99	Skipped	5773	98.8%

*Warning: these figures indicate the number of cases found in the data file. They cannot be interpreted as summary statistics of the population of interest.*

**# q110: 18.Which district candidate would you vote for if the election were to be held tomorrow?(5th District, Taichung City)**

<b>Information</b>	[Type= discrete] [Format=numeric] [Range= 1-99] [Missing=*]
<b>Statistics [NW/ W]</b>	[Valid=5841 /-] [Invalid=0 /-]

Value	Label	Cases	Percentage
1	Lu, Shiow-Yen(KMT)	33	0.6%
5	Liu, Kuo-Lung(TSU)	11	0.2%
25	Chien, Meng-Hsuan(Faith And Hope League)	1	0.0%
26	Miao, Feng-Lung(Independent)	2	0.0%
88	Plain Aborigines	0	
89	Mountain Aborigines	0	
90	Not eligible to vote	0	
91	Wouldn't pick up the ballot	0	
92	Not yet decided	17	0.3%
93	Won't turnout to vote	3	0.1%
94	Will cast an invalid vote	0	
95	Refuse to answer	3	0.1%
96	It depends	1	0.0%
98	Don't know	8	0.1%
99	Skipped	5762	98.6%

*Warning: these figures indicate the number of cases found in the data file. They cannot be interpreted as summary statistics of the population of interest.*

**# q111: 18.Which district candidate would you vote for if the election were to be held tomorrow?(6th District, Taichung City)**

<b>Information</b>	[Type= discrete] [Format=numeric] [Range= 1-99] [Missing=*]
<b>Statistics [NW/ W]</b>	[Valid=5841 /-] [Invalid=0 /-]

**# q111: 18.Which district candidate would you vote for if the election were to be held tomorrow?(6th District, Taichung City)**

Value	Label	Cases	Percentage
1	Shen, Chih-Hwei(KMT)	14	0.2%
2	Huang, Kuo-Shu(DPP)	26	0.4%
26	Ho, Tzu Hua(Independent)	0	
88	Plain Aborigines	0	
89	Mountain Aborigines	0	
90	Not eligible to vote	0	
91	Wouldn't pick up the ballot	0	
92	Not yet decided	5	0.1%
93	Won't turnout to vote	8	0.1%
94	Will cast an invalid vote	1	0.0%
95	Refuse to answer	7	0.1%
96	It depends	1	0.0%
98	Don't know	3	0.1%
99	Skipped	5776	98.9%

*Warning: these figures indicate the number of cases found in the data file. They cannot be interpreted as summary statistics of the population of interest.*

**# q112: 18.Which district candidate would you vote for if the election were to be held tomorrow?(7th District, Taichung City)**

<b>Information</b>	[Type= discrete] [Format=numeric] [Range= 1-99] [Missing=*]
<b>Statistics [NW/ W]</b>	[Valid=5841 /-] [Invalid=0 /-]

Value	Label	Cases	Percentage
1	Lai, Yi-Huang(KMT)	15	0.3%
2	Ho, Hsin-Chun(DPP)	27	0.5%
14	Shih, Tatsai(Military, Civil, and Faculty Alliance Party)	1	0.0%
88	Plain Aborigines	0	
89	Mountain Aborigines	1	0.0%
90	Not eligible to vote	1	0.0%
91	Wouldn't pick up the ballot	0	
92	Not yet decided	17	0.3%
93	Won't turnout to vote	8	0.1%
94	Will cast an invalid vote	4	0.1%
95	Refuse to answer	2	0.0%
96	It depends	0	
98	Don't know	8	0.1%
99	Skipped	5757	98.6%

*Warning: these figures indicate the number of cases found in the data file. They cannot be interpreted as summary statistics of the population of interest.*

**# q113: 18.Which district candidate would you vote for if the election were to be held tomorrow?(8th District, Taichung City)**

<b>Information</b>	[Type= discrete] [Format=numeric] [Range= 1-99] [Missing=*]
<b>Statistics [NW/ W]</b>	[Valid=5841 /-] [Invalid=0 /-]

Value	Label	Cases	Percentage
1	Chiang, Chi-Chen(KMT)	26	0.4%
2	Hsieh, Chih-Chung(DPP)	19	0.3%
26	Wang, Cheng Chi(Independent)	0	

**# q113: 18.Which district candidate would you vote for if the election were to be held tomorrow?(8th District, Taichung City)**

Value	Label	Cases	Percentage
88	Plain Aborigines	0	
89	Mountain Aborigines	1	0.0%
90	Not eligible to vote	0	
91	Wouldn't pick up the ballot	0	
92	Not yet decided	20	0.3%
93	Won't turnout to vote	4	0.1%
94	Will cast an invalid vote	0	
95	Refuse to answer	3	0.1%
96	It depends	1	0.0%
98	Don't know	2	0.0%
99	Skipped	5765	98.7%

*Warning: these figures indicate the number of cases found in the data file. They cannot be interpreted as summary statistics of the population of interest.*

**# q114: 18.Which district candidate would you vote for if the election were to be held tomorrow?(1st District, Tainan City)**

<b>Information</b>	[Type= discrete] [Format=numeric] [Range= 1-99] [Missing=*]
<b>Statistics [NW/ W]</b>	[Valid=5841 /-] [Invalid=0 /-]

Value	Label	Cases	Percentage
1	Huang, Rui Kun(KMT)	11	0.2%
2	Ye, Yi Jin(DPP)	31	0.5%
7	Chen, Bo Zhi(Unionist Party)	0	
26	Lin, De Wang(Independent)	3	0.1%
88	Plain Aborigines	0	
89	Mountain Aborigines	1	0.0%
90	Not eligible to vote	0	
91	Wouldn't pick up the ballot	0	
92	Not yet decided	17	0.3%
93	Won't turnout to vote	19	0.3%
94	Will cast an invalid vote	2	0.0%
95	Refuse to answer	6	0.1%
96	It depends	2	0.0%
98	Don't know	10	0.2%
99	Skipped	5739	98.3%

*Warning: these figures indicate the number of cases found in the data file. They cannot be interpreted as summary statistics of the population of interest.*

**# q115: 18.Which district candidate would you vote for if the election were to be held tomorrow?(2nd District, Tainan City)**

<b>Information</b>	[Type= discrete] [Format=numeric] [Range= 1-99] [Missing=*]
<b>Statistics [NW/ W]</b>	[Valid=5841 /-] [Invalid=0 /-]

Value	Label	Cases	Percentage
1	Huang, Yao Sheng(KMT)	11	0.2%
2	Huang, Wei Zhe(DPP)	51	0.9%
7	Huang, Min Zhen(Unionist Party)	0	
19	Huang, Xian Qing(Free Taiwan Party)	0	
26	Wang, Guo Dong(Independent)	1	0.0%



**# q115: 18.Which district candidate would you vote for if the election were to be held tomorrow?(2nd District, Tainan City)**

Value	Label	Cases	Percentage
88	Plain Aborigines	0	
89	Mountain Aborigines	0	
90	Not eligible to vote	0	
91	Wouldn't pick up the ballot	0	
92	Not yet decided	28	0.5%
93	Won't turnout to vote	12	0.2%
94	Will cast an invalid vote	2	0.0%
95	Refuse to answer	7	0.1%
96	It depends	4	0.1%
98	Don't know	8	0.1%
99	Skipped	5717	97.9%

*Warning: these figures indicate the number of cases found in the data file. They cannot be interpreted as summary statistics of the population of interest.*

**# q116: 18.Which district candidate would you vote for if the election were to be held tomorrow?(3rd District, Tainan City)**

<b>Information</b>	[Type= discrete] [Format=numeric] [Range= 1-99] [Missing=*]
<b>Statistics [NW/ W]</b>	[Valid=5841 /-] [Invalid=0 /-]

Value	Label	Cases	Percentage
1	Xie, Long Jie(KMT)	8	0.1%
2	Chen, Ting Fei(DPP)	49	0.8%
7	Weng, Wan Ning(Unionist Party)	0	
18	Deng, Xiu Bao(Republican Party)	0	
88	Plain Aborigines	1	0.0%
89	Mountain Aborigines	0	
90	Not eligible to vote	0	
91	Wouldn't pick up the ballot	0	
92	Not yet decided	15	0.3%
93	Won't turnout to vote	18	0.3%
94	Will cast an invalid vote	3	0.1%
95	Refuse to answer	1	0.0%
96	It depends	1	0.0%
98	Don't know	9	0.2%
99	Skipped	5736	98.2%

*Warning: these figures indicate the number of cases found in the data file. They cannot be interpreted as summary statistics of the population of interest.*

**# q117: 18.Which district candidate would you vote for if the election were to be held tomorrow?(4th District, Tainan City)**

<b>Information</b>	[Type= discrete] [Format=numeric] [Range= 1-99] [Missing=*]
<b>Statistics [NW/ W]</b>	[Valid=5841 /-] [Invalid=0 /-]

Value	Label	Cases	Percentage
1	Chen, Shu Hui(KMT)	9	0.2%
2	Lin, Jun Xian(DPP)	40	0.7%
7	Fu, Jian Feng(Unionist Party)	1	0.0%
8	Chen, Huang Zhou(Constitutional Conventions of Taiwan)	0	
17	Tsai, Yu Zhi(New Power Party)	3	0.1%

**# q117: 18.Which district candidate would you vote for if the election were to be held tomorrow?(4th District, Tainan City)**

Value	Label	Cases	Percentage
24	Yang, Zhi Da(Green Party Taiwan & Social Democratic Party AI	2	0.0%
88	Plain Aborigines	0	
89	Mountain Aborigines	0	
90	Not eligible to vote	0	
91	Wouldn't pick up the ballot	0	
92	Not yet decided	16	0.3%
93	Won't turnout to vote	9	0.2%
94	Will cast an invalid vote	1	0.0%
95	Refuse to answer	12	0.2%
96	It depends	0	
98	Don't know	6	0.1%
99	Skipped	5742	98.3%

*Warning: these figures indicate the number of cases found in the data file. They cannot be interpreted as summary statistics of the population of interest.*

**# q118: 18.Which district candidate would you vote for if the election were to be held tomorrow?(5th District, Tainan City)**

<b>Information</b>	[Type= discrete] [Format=numeric] [Range= 1-99] [Missing=*]
<b>Statistics [NW/ W]</b>	[Valid=5841 /-] [Invalid=0 /-]

Value	Label	Cases	Percentage
1	Lin, Yi Huang(KMT)	8	0.1%
2	Wang, Ding Yu(DPP)	42	0.7%
6	Yan, Yang Qing(Taiwan Labor Party)	1	0.0%
7	Li, Ying Shi(Unionist Party)	0	
88	Plain Aborigines	0	
89	Mountain Aborigines	0	
90	Not eligible to vote	0	
91	Wouldn't pick up the ballot	0	
92	Not yet decided	23	0.4%
93	Won't turnout to vote	14	0.2%
94	Will cast an invalid vote	4	0.1%
95	Refuse to answer	3	0.1%
96	It depends	2	0.0%
98	Don't know	17	0.3%
99	Skipped	5727	98.0%

*Warning: these figures indicate the number of cases found in the data file. They cannot be interpreted as summary statistics of the population of interest.*

**# q119: 18.Which district candidate would you vote for if the election were to be held tomorrow?(1st District, Taoyuan City)**

<b>Information</b>	[Type= discrete] [Format=numeric] [Range= 1-99] [Missing=*]
<b>Statistics [NW/ W]</b>	[Valid=5841 /-] [Invalid=0 /-]

Value	Label	Cases	Percentage
1	Chen, Ken Te(KMT)	11	0.2%
2	Cheng, Yun Peng(DPP)	9	0.2%
24	Wang, Pao Hsuan(Green Party Taiwan & Social Democratic Party	2	0.0%
88	Plain Aborigines	0	

**# q119: 18.Which district candidate would you vote for if the election were to be held tomorrow?(1st District, Taoyuan City)**

Value	Label	Cases	Percentage
89	Mountain Aborigines	1	0.0%
90	Not eligible to vote	0	
91	Wouldn't pick up the ballot	0	
92	Not yet decided	19	0.3%
93	Won't turnout to vote	11	0.2%
94	Will cast an invalid vote	0	
95	Refuse to answer	3	0.1%
96	It depends	0	
98	Don't know	6	0.1%
99	Skipped	5779	98.9%

*Warning: these figures indicate the number of cases found in the data file. They cannot be interpreted as summary statistics of the population of interest.*

**# q120: 18.Which district candidate would you vote for if the election were to be held tomorrow?(2nd District, Taoyuan City)**

<b>Information</b>	[Type= discrete] [Format=numeric] [Range= 1-99] [Missing=*]
<b>Statistics [NW/ W]</b>	[Valid=5841 /-] [Invalid=0 /-]

Value	Label	Cases	Percentage
1	Liao, Cheng Ching(KMT)	19	0.3%
2	Chen Lai, Su Mei(DPP)	22	0.4%
15	Chen, Pei Yu(Trees Party)	1	0.0%
17	Chang, Kang Yi(New Power Party)	0	
20	Wu, Zhen Tuo(Taiwan Independence Party)	0	
26	Huang, Wei Chun(Green Party Taiwan & Social Democratic Party)	1	0.0%
88	Plain Aborigines	0	
89	Mountain Aborigines	0	
90	Not eligible to vote	0	
91	Wouldn't pick up the ballot	0	
92	Not yet decided	14	0.2%
93	Won't turnout to vote	18	0.3%
94	Will cast an invalid vote	1	0.0%
95	Refuse to answer	1	0.0%
96	It depends	1	0.0%
98	Don't know	4	0.1%
99	Skipped	5759	98.6%

*Warning: these figures indicate the number of cases found in the data file. They cannot be interpreted as summary statistics of the population of interest.*

**# q121: 18.Which district candidate would you vote for if the election were to be held tomorrow?(3rd District, Taoyuan City)**

<b>Information</b>	[Type= discrete] [Format=numeric] [Range= 1-99] [Missing=*]
<b>Statistics [NW/ W]</b>	[Valid=5841 /-] [Invalid=0 /-]

Value	Label	Cases	Percentage
1	Chen, Shei Saint(KMT)	20	0.3%
2	Hsu, Ching Wen(DPP)	17	0.3%
18	Chen, Hung Jui(Republican Party)	2	0.0%
19	Yu, Neng Sheng(Free Taiwan Party)	0	

**# q121: 18.Which district candidate would you vote for if the election were to be held tomorrow?(3rd District, Taoyuan City)**

Value	Label	Cases	Percentage
26	Lai, Li Chu(Independent)	0	
88	Plain Aborigines	0	
89	Mountain Aborigines	0	
90	Not eligible to vote	0	
91	Wouldn't pick up the ballot	0	
92	Not yet decided	22	0.4%
93	Won't turnout to vote	8	0.1%
94	Will cast an invalid vote	0	
95	Refuse to answer	4	0.1%
96	It depends	1	0.0%
98	Don't know	4	0.1%
99	Skipped	5763	98.7%

*Warning: these figures indicate the number of cases found in the data file. They cannot be interpreted as summary statistics of the population of interest.*

**# q122: 18.Which district candidate would you vote for if the election were to be held tomorrow?(4th District, Taoyuan City)**

<b>Information</b>	[Type= discrete] [Format=numeric] [Range= 1-99] [Missing=*]
<b>Statistics [NW/ W]</b>	[Valid=5841 /-] [Invalid=0 /-]

Value	Label	Cases	Percentage
1	Yang, Li Huan(KMT)	21	0.4%
2	Cheng, Pao Ching(DPP)	15	0.3%
88	Plain Aborigines	0	
89	Mountain Aborigines	0	
90	Not eligible to vote	0	
91	Wouldn't pick up the ballot	0	
92	Not yet decided	16	0.3%
93	Won't turnout to vote	8	0.1%
94	Will cast an invalid vote	3	0.1%
95	Refuse to answer	2	0.0%
96	It depends	0	
98	Don't know	3	0.1%
99	Skipped	5773	98.8%

*Warning: these figures indicate the number of cases found in the data file. They cannot be interpreted as summary statistics of the population of interest.*

**# q123: 18.Which district candidate would you vote for if the election were to be held tomorrow?(5th District, Taoyuan City)**

<b>Information</b>	[Type= discrete] [Format=numeric] [Range= 1-99] [Missing=*]
<b>Statistics [NW/ W]</b>	[Valid=5841 /-] [Invalid=0 /-]

Value	Label	Cases	Percentage
1	Lu, Yu Ling(KMT)	20	0.3%
2	Chang, Chao Liang(DPP)	14	0.2%
10	Huang, Guo Hua(National Health Service Alliance)	0	
18	Chang, Cheng(Republican Party)	3	0.1%
26	Huang, Chih Hao(Independent)	0	
27	Hsiao, Chia Liang(Independent)	0	

**# q123: 18.Which district candidate would you vote for if the election were to be held tomorrow?(5th District, Taoyuan City)**

Value	Label	Cases	Percentage
88	Plain Aborigines	0	
89	Mountain Aborigines	0	
90	Not eligible to vote	0	
91	Wouldn't pick up the ballot	0	
92	Not yet decided	18	0.3%
93	Won't turnout to vote	8	0.1%
94	Will cast an invalid vote	3	0.1%
95	Refuse to answer	7	0.1%
96	It depends	0	
98	Don't know	2	0.0%
99	Skipped	5766	98.7%

*Warning: these figures indicate the number of cases found in the data file. They cannot be interpreted as summary statistics of the population of interest.*

**# q124: 18.Which district candidate would you vote for if the election were to be held tomorrow?(6th District, Taoyuan City)**

<b>Information</b>	[Type= discrete] [Format=numeric] [Range= 1-99] [Missing=*]
<b>Statistics [NW/ W]</b>	[Valid=5841 /-] [Invalid=0 /-]

Value	Label	Cases	Percentage
1	Sun, Ta Chien(KMT)	29	0.5%
20	Lan, Da Shan(Taiwan Independence Party)	0	
23	Jun Jen Yuan(Taiwan Win Party)	0	
24	Lu, Tung Chieh(Green Party Taiwan & Social Democratic Party)	1	0.0%
26	Zhao, Zheng Yu(Independent)	13	0.2%
27	Yang, Jin Xuan(Independent)	0	
88	Plain Aborigines	0	
89	Mountain Aborigines	1	0.0%
90	Not eligible to vote	0	
91	Wouldn't pick up the ballot	0	
92	Not yet decided	23	0.4%
93	Won't turnout to vote	18	0.3%
94	Will cast an invalid vote	3	0.1%
95	Refuse to answer	5	0.1%
96	It depends	1	0.0%
98	Don't know	8	0.1%
99	Skipped	5739	98.3%

*Warning: these figures indicate the number of cases found in the data file. They cannot be interpreted as summary statistics of the population of interest.*

**# q125: 18.Which district candidate would you vote for if the election were to be held tomorrow?(Plain Aborigines)**

<b>Information</b>	[Type= discrete] [Format=numeric] [Range= 1-99] [Missing=*]
<b>Statistics [NW/ W]</b>	[Valid=5841 /-] [Invalid=0 /-]

Value	Label	Cases	Percentage
1	Sra-Kacaw(KMT)	3	0.1%
2	Sufin-Siluko(KMT)	0	
3	Lin, Tsung-Han(KMT)	0	
4	Chen, Ying(DPP)	0	

**# q125: 18.Which district candidate would you vote for if the election were to be held tomorrow?(Plain Aborigines)**

Value	Label	Cases	Percentage
5	Lin, Hao-Yi(PFP)	0	
7	Lin, Jin Ing(National Health Service Alliance)	0	
8	Lin, Amos(Taiwan First Bations Party)	1	0.0%
9	Takiyo-Kacaw(Military, Civil, and Faculty Alliance Party)	0	
10	Rahic Amind(Republican Party)	0	
15	Mayaw-Biho(Independent)	0	
16	Tamo, Ahsiung(Independent)	0	
17	Galahe-Wubai-Hayawan(Independent)	0	
18	Ke, Ren Yao(Independent)	0	
90	Not eligible to vote	0	
91	Wouldn't pick up the ballot	0	
92	Not yet decided	0	
93	Won't turnout to vote	0	
94	Will cast an invalid vote	0	
95	Refuse to answer	3	0.1%
96	It depends	0	
98	Don't know	2	0.0%
99	Skipped	5832	99.8%

*Warning: these figures indicate the number of cases found in the data file. They cannot be interpreted as summary statistics of the population of interest.*

**# q126: 18.Which district candidate would you vote for if the election were to be held tomorrow?(Mountain Aborigines)**

Value	Label	Cases	Percentage
1	Kung, Wen-Chi(KMT)	1	0.0%
2	Uliw-Qal jupayare(KMT)	0	
4	Walis-Perin(DPP)	0	
6	Kao, Chin Su Mei(Non-Partisan Solidarity Union)	2	0.0%
11	Yuming Suyan(China Production Party)	0	
12	Quan, Cheng Wei(Taiwan Independence Party)	0	
13	Yi Lan-Ming Ji Nu An(Faith And Hope League)	0	
14	Lin, Xin Yi(Faith And Hope League)	1	0.0%
15	Lin, Shi Wei(Independent)	0	
16	Tseng, Hua-Te(Independent)	0	
90	Not eligible to vote	0	
91	Wouldn't pick up the ballot	0	
92	Not yet decided	1	0.0%
93	Won't turnout to vote	1	0.0%
94	Will cast an invalid vote	1	0.0%
95	Refuse to answer	2	0.0%
96	It depends	0	
98	Don't know	1	0.0%
99	Skipped	5831	99.8%

*Warning: these figures indicate the number of cases found in the data file. They cannot be interpreted as summary statistics of the population of interest.*

**# q127: 19.In the last(2012) legislative election, which party's district candidate did you vote for?**

<b>Information</b>	[Type= discrete] [Format=numeric] [Range= 1-95] [Missing=*]
<b>Statistics [NW/ W]</b>	[Valid=5841 /-] [Invalid=0 /-]

Value	Label	Cases	Percentage
1	KMT	1718	29.4%
2	DPP	1527	26.1%
3	NP	4	0.1%
4	PFP	49	0.8%
7	Non-Partisan Solidarity Union	3	0.1%
8	Independent	36	0.6%
89	Didn't pick up the ballot	37	0.6%
91	Forgot	1160	19.9%
92	Not eligible to vote	233	4.0%
93	Didn't vote [skip 21]	842	14.4%
94	Cast an invalid vote	64	1.1%
95	Refuse to answer	168	2.9%

*Warning: these figures indicate the number of cases found in the data file. They cannot be interpreted as summary statistics of the population of interest.*

**# q128: 20.In this legislative election, which party's party-list will you vote for?**

<b>Information</b>	[Type= discrete] [Format=numeric] [Range= 1-99] [Missing=*]
<b>Statistics [NW/ W]</b>	[Valid=5841 /-] [Invalid=0 /-]

Value	Label	Cases	Percentage
1	KMT	1060	18.1%
2	DPP	1583	27.1%
3	NP	105	1.8%
4	PFP	199	3.4%
5	TSU	95	1.6%
7	Unionist Party	2	0.0%
8	Constitutional Conventions of Taiwan	2	0.0%
10	National Health Service Alliance	0	
11	People's Democratic Front	3	0.1%
14	Military, Civil, and Faculty Alliance Party	6	0.1%
15	Trees Party	3	0.1%
16	Peace Pigeon Union Party	1	0.0%
17	New Power Party	195	3.3%
18	Republican Party	35	0.6%
19	Free Taiwan Party	4	0.1%
20	Taiwan Independence Party	0	
24	Green Party Taiwan & Social Democratic Party Alliance	54	0.9%
25	Faith And Hope League	25	0.4%
30	Non-Partisan Solidarity Union	28	0.5%
89	Wouldn't pick up the ballot	96	1.6%
92	Not yet decided	1041	17.8%
94	Will cast an invalid vote	92	1.6%
95	Refuse to answer	169	2.9%
96	It's hard to say	56	1.0%
98	Don't know	245	4.2%

<b># q128: 20. In this legislative election, which party's party-list will you vote for?</b>			
Value	Label	Cases	Percentage
99	Skipped	742	12.7%
<i>Warning: these figures indicate the number of cases found in the data file. They cannot be interpreted as summary statistics of the population of interest.</i>			
<b># q129: 21. In the last(2012) legislative election, which party's party-list did you vote for?</b>			
<b>Information</b>		[Type= discrete] [Format=numeric] [Range= 1-99] [Missing=*]	
<b>Statistics [NW/ W]</b>		[Valid=5841 /-] [Invalid=0 /-]	
Value	Label	Cases	Percentage
1	KMT	1618	27.7%
2	DPP	1380	23.6%
3	NP	25	0.4%
4	PFP	89	1.5%
5	TSU	127	2.2%
6	Green Party	6	0.1%
7	National Health Service Alliance	9	0.2%
11	ROC Taiwan Basic Laws Party	1	0.0%
13	Taiwan National Congress	0	
14	Taiwanism Party	0	
15	People United Party	0	
89	Didn't pick up the ballot	112	1.9%
91	Forgot	1225	21.0%
92	Not eligible to vote	217	3.7%
94	Cast an invalid vote	59	1.0%
95	Refuse to answer	131	2.2%
99	Skipped	842	14.4%
<i>Warning: these figures indicate the number of cases found in the data file. They cannot be interpreted as summary statistics of the population of interest.</i>			
<b># q130: 22. Your feeling toward presidential candidates. How would you rate Chu, Li-Luan using a 0-to-10 scale?</b>			
<b>Information</b>		[Type= discrete] [Format=numeric] [Range= 0-99] [Missing=*]	
<b>Statistics [NW/ W]</b>		[Valid=5841 /-] [Invalid=0 /-]	
Value	Label	Cases	Percentage
0	dislike very much	1003	17.2%
1		172	2.9%
2		300	5.1%
3		613	10.5%
4		311	5.3%
5		1684	28.8%
6		412	7.1%
7		301	5.2%
8		257	4.4%
9		60	1.0%
10	like very much	220	3.8%
95	Refuse to answer	117	2.0%
98	Don't know	391	6.7%
99	Skipped	0	
<i>Warning: these figures indicate the number of cases found in the data file. They cannot be interpreted as summary statistics of the population of interest.</i>			



**# q131: 23.Your feeling toward presidential candidates. How would you rate Tsai, Ing-wen using a 0-to-10 scale?**

<b>Information</b>	[Type= discrete] [Format=numeric] [Range= 0-99] [Missing=*]
<b>Statistics [NW/ W]</b>	[Valid=5841 /-] [Invalid=0 /-]

Value	Label	Cases	Percentage
0	dislike very much	547	9.4%
1		75	1.3%
2		134	2.3%
3		266	4.6%
4		185	3.2%
5		1498	25.6%
6		515	8.8%
7		563	9.6%
8		720	12.3%
9		260	4.5%
10	like very much	594	10.2%
95	Refuse to answer	113	1.9%
98	Don't know	371	6.4%
99	Skipped	0	

*Warning: these figures indicate the number of cases found in the data file. They cannot be interpreted as summary statistics of the population of interest.*

**# q132: 24.Your feeling toward presidential candidates. How would you rate Soong, James using a 0-to-10 scale?**

<b>Information</b>	[Type= discrete] [Format=numeric] [Range= 0-99] [Missing=*]
<b>Statistics [NW/ W]</b>	[Valid=5841 /-] [Invalid=0 /-]

Value	Label	Cases	Percentage
0	dislike very much	602	10.3%
1		138	2.4%
2		317	5.4%
3		630	10.8%
4		342	5.9%
5		1902	32.6%
6		470	8.0%
7		354	6.1%
8		272	4.7%
9		79	1.4%
10	like very much	191	3.3%
95	Refuse to answer	102	1.7%
98	Don't know	442	7.6%
99	Skipped	0	

*Warning: these figures indicate the number of cases found in the data file. They cannot be interpreted as summary statistics of the population of interest.*

**# q133: N1.Your feeling toward vice presidential candidates. How would you rate Wang, Ju-Hsuan using a 0-to-10 scale?(R2, R4)**

<b>Information</b>	[Type= discrete] [Format=numeric] [Range= 0-99] [Missing=*]
<b>Statistics [NW/ W]</b>	[Valid=5841 /-] [Invalid=0 /-]

Value	Label	Cases	Percentage
0	dislike very much	562	9.6%
1		84	1.4%

**# q133: N1.Your feeling toward vice presidential candidates. How would you rate Wang, Ju-Hsuan using a 0-to-10 scale?(R2, R4)**

Value	Label	Cases	Percentage
2		113	1.9%
3		215	3.7%
4		105	1.8%
5		388	6.6%
6		87	1.5%
7		37	0.6%
8		31	0.5%
9		4	0.1%
10	like very much	28	0.5%
95	Refuse to answer	39	0.7%
98	Don't know	237	4.1%
99	Skipped	3911	67.0%

*Warning: these figures indicate the number of cases found in the data file. They cannot be interpreted as summary statistics of the population of interest.*

**# q134: N2.Your feeling toward vice presidential candidates. How would you rate Chen, Chien-Jen using a 0-to-10 scale?(R2, R4)**

<b>Information</b>	[Type= discrete] [Format=numeric] [Range= 0-99] [Missing=*]
<b>Statistics [NW/ W]</b>	[Valid=5841 /-] [Invalid=0 /-]

Value	Label	Cases	Percentage
0	dislike very much	127	2.2%
1		11	0.2%
2		25	0.4%
3		92	1.6%
4		62	1.1%
5		503	8.6%
6		182	3.1%
7		149	2.6%
8		203	3.5%
9		82	1.4%
10	like very much	203	3.5%
95	Refuse to answer	39	0.7%
98	Don't know	252	4.3%
99	Skipped	3911	67.0%

*Warning: these figures indicate the number of cases found in the data file. They cannot be interpreted as summary statistics of the population of interest.*

**# q135: N3.Your feeling toward vice presidential candidates. How would you rate Hsu, Hsin-Ying using a 0-to-10 scale?(R2, R4)**

<b>Information</b>	[Type= discrete] [Format=numeric] [Range= 0-99] [Missing=*]
<b>Statistics [NW/ W]</b>	[Valid=5841 /-] [Invalid=0 /-]

Value	Label	Cases	Percentage
0	dislike very much	216	3.7%
1		40	0.7%
2		100	1.7%
3		199	3.4%
4		104	1.8%

**# q135: N3.Your feeling toward vice presidential candidates. How would you rate Hsu, Hsin-Ying using a 0-to-10 scale?(R2, R4)**

Value	Label	Cases	Percentage
5		568	9.7%
6		124	2.1%
7		64	1.1%
8		45	0.8%
9		9	0.2%
10	like very much	23	0.4%
95	Refuse to answer	44	0.8%
98	Don't know	394	6.7%
99	Skipped	3911	67.0%

*Warning: these figures indicate the number of cases found in the data file. They cannot be interpreted as summary statistics of the population of interest.*

**# q136: 25.Which presidential candidate would you vote for if the election were to be held tomorrow?**

<b>Information</b>	[Type= discrete] [Format=numeric] [Range= 1-98] [Missing=*]
<b>Statistics [NW/ W]</b>	[Valid=5841 /-] [Invalid=0 /-]

Value	Label	Cases	Percentage
1	Chu, Li-Luan and Ju-Hsuan Wang	1031	17.7%
2	Tsai, Ing-Wen and Chien-Jen Chen	2398	41.1%
3	Soong, James and Hsin-Ying Hsu	614	10.5%
92	Not yet decided	736	12.6%
93	Won't turnout to vote	612	10.5%
94	Cast an invalid vote	111	1.9%
95	Refuse to answer	202	3.5%
96	It depends	33	0.6%
98	Don't know	104	1.8%

*Warning: these figures indicate the number of cases found in the data file. They cannot be interpreted as summary statistics of the population of interest.*

**# q137: 26.Which presidential candidate do you think are more likely to be elected?**

<b>Information</b>	[Type= discrete] [Format=numeric] [Range= 1-98] [Missing=*]
<b>Statistics [NW/ W]</b>	[Valid=5841 /-] [Invalid=0 /-]

Value	Label	Cases	Percentage
1	Chu, Li-Luan and Ju-Hsuan Wang	270	4.6%
2	Tsai, Ing-Wen and Chien-Jen Chen	4335	74.2%
3	Soong, James and Hsin-Ying Hsu	75	1.3%
95	Refuse to answer	90	1.5%
96	It depends	116	2.0%
97	No opinion	62	1.1%
98	Don't know	893	15.3%

*Warning: these figures indicate the number of cases found in the data file. They cannot be interpreted as summary statistics of the population of interest.*

**# q138: 27.In the last(2012) Presidential Election, who did you vote for?**

<b>Information</b>	[Type= discrete] [Format=numeric] [Range= 1-95] [Missing=*]
<b>Statistics [NW/ W]</b>	[Valid=5841 /-] [Invalid=0 /-]

Value	Label	Cases	Percentage
1	Ma, Ying-Jeou and Den-Yih Wu	2473	42.3%
2	Tsai, Ing-Wen and Jia-Chyuan Su	1578	27.0%

<b># q138: 27.In the last(2012) Presidential Election, who did you vote for?</b>			
<b>Value</b>	<b>Label</b>	<b>Cases</b>	<b>Percentage</b>
3	Soong, James and Ruey Shiung Lin	126	2.2%
91	Forgot	492	8.4%
92	Not eligible to vote	219	3.7%
93	Didn't vote	774	13.3%
94	Cast an invalid vote	59	1.0%
95	Refuse to answer	120	2.1%
<i>Warning: these figures indicate the number of cases found in the data file. They cannot be interpreted as summary statistics of the population of interest.</i>			
<b># q139: I1.About the Pension System, which one do you agree? Is to increase tax to maintain the current pension system or to reduce the retirement benefit?(R3)</b>			
<b>Information</b>	[Type= discrete] [Format=numeric] [Range= 1-99] [Missing=*]		
<b>Statistics [NW/ W]</b>	[Valid=5841 /-] [Invalid=0 /-]		
<b>Value</b>	<b>Label</b>	<b>Cases</b>	<b>Percentage</b>
1	Strongly agree to increase tax	29	0.5%
2	Agree to increase tax	148	2.5%
3	Agree to reduce the retirement benefit	316	5.4%
4	Strongly agree to reduce the retirement benefit	237	4.1%
5	Agree to reduce the benefit of Military, Public and Teaching	23	0.4%
95	Refuse to answer	15	0.3%
96	It's hard to say	52	0.9%
97	No opinion	46	0.8%
98	Don't know	129	2.2%
99	Skipped	4846	83.0%
<i>Warning: these figures indicate the number of cases found in the data file. They cannot be interpreted as summary statistics of the population of interest.</i>			
<b># q140: D6.The second televised presidential debate was held in the afternoon on January 2nd. Which presidential candidate do you think performed better?(R6)</b>			
<b>Information</b>	[Type= discrete] [Format=numeric] [Range= 1-99] [Missing=*]		
<b>Statistics [NW/ W]</b>	[Valid=5841 /-] [Invalid=0 /-]		
<b>Value</b>	<b>Label</b>	<b>Cases</b>	<b>Percentage</b>
1	Chu, Li-Luan	77	1.3%
2	Tsai, Ing-Wen	102	1.7%
3	Soong, James	122	2.1%
4	Chu, Li-Luan and Ing-Wen Tsai	0	
5	Chu, Li-Luan and James Soong	2	0.0%
91	All are good	12	0.2%
92	All are not good	25	0.4%
93	Didn't watch	570	9.8%
95	Refuse to answer	5	0.1%
96	It's hard to say	14	0.2%
97	No opinion	5	0.1%
98	Don't know	22	0.4%
99	Skipped	4885	83.6%
<i>Warning: these figures indicate the number of cases found in the data file. They cannot be interpreted as summary statistics of the population of interest.</i>			

**# q143: A1.The leaders of the two sides of Taiwan Strait met in Singapore in November last year. General speaking, do you think this meeting had either a positive or negative impact on the future development of Taiwan?**

**Information** [Type= discrete] [Format=numeric] [Range= 1-98] [Missing=\*]

**Statistics [NW/ W]** [Valid=5841 /-] [Invalid=0 /-]

Value	Label	Cases	Percentage
1	A positive impact	2479	42.4%
2	A negative impact	1280	21.9%
3	No impact	760	13.0%
95	Refuse to answer	51	0.9%
96	It's hard to say	130	2.2%
97	No opinion	109	1.9%
98	Don't know	1032	17.7%

*Warning: these figures indicate the number of cases found in the data file. They cannot be interpreted as summary statistics of the population of interest.*

**# q144: A2.Regarding the issue of Cross-Strait negotiation, some people say that we should continue using the 1992 Consensus as the basis of Cross-Strait negotiation while other people say we should reject the 1992 Consensus. Which do you agree with?**

**Information** [Type= discrete] [Format=numeric] [Range= 1-98] [Missing=\*]

**Statistics [NW/ W]** [Valid=5841 /-] [Invalid=0 /-]

Value	Label	Cases	Percentage
1	Continue using the 1992 Consensus	2344	40.1%
2	Reject the 1992 Consensus	1581	27.1%
3	No 1992 consensus	33	0.6%
91	Both support	25	0.4%
92	Both don't support	106	1.8%
95	Refuse to answer	103	1.8%
96	It's hard to say	145	2.5%
97	No opinion	263	4.5%
98	Don't know	1241	21.2%

*Warning: these figures indicate the number of cases found in the data file. They cannot be interpreted as summary statistics of the population of interest.*

**# q145: D1.The televised presidential debate was held in the afternoon on December 27th. Which presidential candidate do you think performed better?(R4, R5)**

**Information** [Type= discrete] [Format=numeric] [Range= 1-99] [Missing=\*]

**Statistics [NW/ W]** [Valid=5841 /-] [Invalid=0 /-]

Value	Label	Cases	Percentage
1	Chu, Li-Luan	84	1.4%
2	Tsai, Ing-Wen	118	2.0%
3	Soong, James	76	1.3%
4	Chu, Li-Luan and Ing-Wen Tsai	1	0.0%
5	Chu, Li-Luan and James Soong	0	
91	All are good	10	0.2%
92	All are not good	24	0.4%
93	Didn't watch	337	5.8%
95	Refuse to answer	2	0.0%
96	It's hard to say	10	0.2%
97	No opinion	8	0.1%
98	Don't know	15	0.3%

**# q145: D1. The televised presidential debate was held in the afternoon on December 27th. Which presidential candidate do you think performed better?(R4, R5)**

Value	Label	Cases	Percentage
99	Skipped	5156	88.3%

*Warning: these figures indicate the number of cases found in the data file. They cannot be interpreted as summary statistics of the population of interest.*

**# q146: D2. The televised vice presidential debate was held in the afternoon on December 26th, which vice presidential candidate do you think performed better?(R4, R5)**

**Information** [Type= discrete] [Format=numeric] [Range= 1-99] [Missing=\*]

**Statistics [NW/ W]** [Valid=5841 /-] [Invalid=0 /-]

Value	Label	Cases	Percentage
1	Wang, Ju-Hsuan	58	1.0%
2	Chen, Chien-Jen	180	3.1%
3	Hsu, Hsin-Ying	17	0.3%
91	All are good	8	0.1%
92	All are not good	26	0.4%
93	Didn't watch	490	8.4%
95	Refuse to answer	2	0.0%
96	It's hard to say	5	0.1%
97	No opinion	10	0.2%
98	Don't know	21	0.4%
99	Skipped	5024	86.0%

*Warning: these figures indicate the number of cases found in the data file. They cannot be interpreted as summary statistics of the population of interest.*

**# q147: D3. Have you watched the televised presidential debate?(R4, R5)**

**Information** [Type= discrete] [Format=numeric] [Range= 1-99] [Missing=\*]

**Statistics [NW/ W]** [Valid=5841 /-] [Invalid=0 /-]

Value	Label	Cases	Percentage
1	Yes	311	5.3%
2	No [skip D4, D5]	393	6.7%
95	Refuse to answer [skip D4, D5]	0	
98	Don't know [skip D4, D5]	0	
99	Skipped	5137	87.9%

*Warning: these figures indicate the number of cases found in the data file. They cannot be interpreted as summary statistics of the population of interest.*

**# q148\_1: D4. Which televised presidential debate have you watched? (multiple responses permitted)(R4, R5)**

**Information** [Type= discrete] [Format=numeric] [Range= 1-99] [Missing=\*]

**Statistics [NW/ W]** [Valid=5841 /-] [Invalid=0 /-]

Value	Label	Cases	Percentage
1	Dec. 27th, 2015	206	3.5%
2	Jan. 2nd, 2016	84	1.4%
95	Refuse to answer	1	0.0%
98	Don't know	20	0.3%
99	Skipped	5530	94.7%

*Warning: these figures indicate the number of cases found in the data file. They cannot be interpreted as summary statistics of the population of interest.*

<b># q148_2: D4.Which televised presidential debate have you watched? (multiple responses permitted)(R4, R5)</b>			
<b>Information</b>		[Type= discrete] [Format=numeric] [Range= 1-99] [Missing=*]	
<b>Statistics [NW/ W]</b>		[Valid=5841 /-] [Invalid=0 /-]	
<b>Value</b>	<b>Label</b>	<b>Cases</b>	<b>Percentage</b>
1	Dec. 27th, 2015	29	0.5%
2	Jan. 2nd, 2016	131	2.2%
95	Refuse to answer	0	
98	Don't know	0	
99	Skipped	5681	97.3%
<i>Warning: these figures indicate the number of cases found in the data file. They cannot be interpreted as summary statistics of the population of interest.</i>			
<b># q148_3: D4.Which televised presidential debate have you watched? (multiple responses permitted)(R4, R5)</b>			
<b>Information</b>		[Type= discrete] [Format=numeric] [Range= 1-99] [Missing=*]	
<b>Statistics [NW/ W]</b>		[Valid=5841 /-] [Invalid=0 /-]	
<b>Value</b>	<b>Label</b>	<b>Cases</b>	<b>Percentage</b>
1	Dec. 27th, 2015	0	
2	Jan. 2nd, 2016	0	
95	Refuse to answer	0	
98	Don't know	0	
99	Skipped	5841	100.0%
<i>Warning: these figures indicate the number of cases found in the data file. They cannot be interpreted as summary statistics of the population of interest.</i>			
<b># q149: D5.Overall, which presidential candidate do you think performed better?(R4, R5)</b>			
<b>Information</b>		[Type= discrete] [Format=numeric] [Range= 1-99] [Missing=*]	
<b>Statistics [NW/ W]</b>		[Valid=5841 /-] [Invalid=0 /-]	
<b>Value</b>	<b>Label</b>	<b>Cases</b>	<b>Percentage</b>
1	Chu, Li-Luan	67	1.1%
2	Tsai, Ing-Wen	75	1.3%
3	Soong, James	98	1.7%
4	Chu, Li-Luan and Ing-Wen Tsai	0	
5	Chu, Li-Luan and James Soong	0	
91	All are good	20	0.3%
92	All are not good	16	0.3%
95	Refuse to answer	2	0.0%
96	It's hard to say	15	0.3%
97	No opinion	6	0.1%
98	Don't know	12	0.2%
99	Skipped	5530	94.7%
<i>Warning: these figures indicate the number of cases found in the data file. They cannot be interpreted as summary statistics of the population of interest.</i>			
<b># q150: 28.Concerning the relationship between Taiwan and mainland China, which of the following six positions do you agree with?</b>			
<b>Information</b>		[Type= discrete] [Format=numeric] [Range= 1-98] [Missing=*]	
<b>Statistics [NW/ W]</b>		[Valid=5841 /-] [Invalid=0 /-]	
<b>Value</b>	<b>Label</b>	<b>Cases</b>	<b>Percentage</b>
1	Immediate unification	68	1.2%
2	Immediate independence	192	3.3%
3	Maintain the status quo, move toward unification in the futu	566	9.7%

**# q150: 28. Concerning the relationship between Taiwan and mainland China, which of the following six positions do you agree with?**

Value	Label	Cases	Percentage
4	Maintain the status quo, move toward independence in the fut	1071	18.3%
5	Maintain the status quo, decide either unification or indepe	1910	32.7%
6	Maintain the status quo forever	1572	26.9%
7	Is already an independent country	18	0.3%
8	Taiwan is already an united country	1	0.0%
95	Refuse to answer	54	0.9%
96	It's hard to say	48	0.8%
97	No opinion	83	1.4%
98	Don't know	258	4.4%

*Warning: these figures indicate the number of cases found in the data file. They cannot be interpreted as summary statistics of the population of interest.*

**# q151: 29. Among all political parties in our country, which party do you think of yourself as leaning toward?**

<b>Information</b>	[Type= discrete] [Format=numeric] [Range= 1-98] [Missing=*]
<b>Statistics [NW/ W]</b>	[Valid=5841 /-] [Invalid=0 /-]

Value	Label	Cases	Percentage
1	KMT [continue to 29a]	1408	24.1%
2	DPP [continue to 29a]	1826	31.3%
3	NP [continue to 29a]	50	0.9%
4	PFP [continue to 29a]	169	2.9%
5	TSU [continue to 29a]	60	1.0%
6	all support [continue to 29b]	71	1.2%
7	all don't support [continue to 29b]	1175	20.1%
8	KMT+DPP [continue to 29b]	4	0.1%
16	PAN-BLUE [continue to 29b]	1	0.0%
17	PAN-GREEN [continue to 29b]	2	0.0%
18	Oppositon party [continue to 29b]	9	0.2%
19	Vote for candidate not for his/her party [continue to 29b]	64	1.1%
20	Green Party [continue to 29a]	24	0.4%
21	New Power Party [continue to 29a]	97	1.7%
22	Republican Party [continue to 29a]	12	0.2%
23	Social Democratic Party [continue to 29a]	4	0.1%
24	Trees Party [continue to 29a]	4	0.1%
25	Taiwan Independence Party [continue to 29a]	0	
26	Free Taiwan Party [continue to 29a]	0	
27	The Motorists' Party of R.O.C. [continue to 29a]	0	
28	Non-Partisan Solidarity Union [continue to 29a]	8	0.1%
29	Unionist Party [continue to 29a]	1	0.0%
30	Faith And Hope League [continue to 29a]	9	0.2%
31	Green Party Taiwan & Social Democratic Party Alliance [conti	1	0.0%
95	Refuse to answer [continue to 29b]	172	2.9%
96	It depends [continue to 29b]	284	4.9%
97	No opinion [continue to 29b]	153	2.6%
98	Don't know [continue to 29b]	233	4.0%

*Warning: these figures indicate the number of cases found in the data file. They cannot be interpreted as summary statistics of the population of interest.*



<b># q152: 29a.Do you lean very strongly or somewhat?</b>			
<b>Information</b>		[Type= discrete] [Format=numeric] [Range= 1-99] [Missing=*]	
<b>Statistics [NW/ W]</b>		[Valid=5841 /-] [Invalid=0 /-]	
<b>Value</b>	<b>Label</b>	<b>Cases</b>	<b>Percentage</b>
1	Very strongly	1398	23.9%
2	Somewhat	2275	38.9%
99	Skipped	2168	37.1%
<i>Warning: these figures indicate the number of cases found in the data file. They cannot be interpreted as summary statistics of the population of interest.</i>			
<b># q153: 29b.Relatively speaking, do you lean toward any political party?</b>			
<b>Information</b>		[Type= discrete] [Format=numeric] [Range= 3-99] [Missing=*]	
<b>Statistics [NW/ W]</b>		[Valid=5841 /-] [Invalid=0 /-]	
<b>Value</b>	<b>Label</b>	<b>Cases</b>	<b>Percentage</b>
3	KMT	131	2.2%
4	DPP	115	2.0%
5	NP	4	0.1%
6	PFP	23	0.4%
7	TSU	1	0.0%
8	None	1468	25.1%
10	KMT+DPP	4	0.1%
18	PAN-BLUE	3	0.1%
19	PAN-GREEN	1	0.0%
20	Opposititon party	8	0.1%
21	Vote for candidate not for his/her party	24	0.4%
23	Green Party	4	0.1%
24	New Power Party	6	0.1%
25	Republican Party	2	0.0%
26	Social Democratic party	1	0.0%
27	Tree Party	0	
28	Taiwan Independence party	0	
29	Free Taiwan Party	0	
30	The Motorists' Party of R.O.C.	0	
31	Non-Partisan Solidarity Union	0	
32	Unionist Party	0	
33	Military, Civil, and Faculty Alliance Party	1	0.0%
34	Faith And Hope League	1	0.0%
95	Refuse to answer	98	1.7%
96	It depends	77	1.3%
97	No opinion	107	1.8%
98	Don't know	91	1.6%
99	Skipped	3671	62.8%
<i>Warning: these figures indicate the number of cases found in the data file. They cannot be interpreted as summary statistics of the population of interest.</i>			
<b># q154: 30.In Taiwan, some people think they are Taiwanese. There are also some people who think that they are Chinese. Do you consider yourself as Taiwanese, Chinese or both?</b>			
<b>Information</b>		[Type= discrete] [Format=numeric] [Range= 1-98] [Missing=*]	
<b>Statistics [NW/ W]</b>		[Valid=5841 /-] [Invalid=0 /-]	

**# q154: 30.In Taiwan, some people think they are Taiwanese. There are also some people who think that they are Chinese. Do you consider yourself as Taiwanese, Chinese or both?**

Value	Label	Cases	Percentage
1	Taiwanese	3249	55.6%
2	Both	2157	36.9%
3	Chinese	209	3.6%
95	Refuse to answer	32	0.5%
96	It depends	24	0.4%
97	No opinion	39	0.7%
98	Don't know	131	2.2%

*Warning: these figures indicate the number of cases found in the data file. They cannot be interpreted as summary statistics of the population of interest.*

**# q155: 31.Year of birth**

**Information** [Type= discrete] [Format=numeric] [Range= 4-95] [Missing=\*]

**Statistics [NW/ W]** [Valid=5841 /-] [Invalid=0 /-]

Value	Label	Cases	Percentage
4		1	0.0%
12		1	0.0%
13		2	0.0%
14		1	0.0%
15		2	0.0%
16		2	0.0%
17		5	0.1%
18		4	0.1%
19		5	0.1%
20		19	0.3%
21		12	0.2%
22		4	0.1%
23		14	0.2%
24		15	0.3%
25		16	0.3%
26		15	0.3%
27		23	0.4%
28		32	0.5%
29		23	0.4%
30		49	0.8%
31		42	0.7%
32		40	0.7%
33		39	0.7%
34		44	0.8%
35		52	0.9%
36		64	1.1%
37		70	1.2%
38		100	1.7%
39		74	1.3%
40		152	2.6%
41		82	1.4%

# q155: 31.Year of birth

Value	Label	Cases	Percentage
42		92	1.6%
43		111	1.9%
44		114	2.0%
45		140	2.4%
46		115	2.0%
47		133	2.3%
48		129	2.2%
49		126	2.2%
50		168	2.9%
51		127	2.2%
52		152	2.6%
53		157	2.7%
54		159	2.7%
55		135	2.3%
56		148	2.5%
57		145	2.5%
58		166	2.8%
59		128	2.2%
60		171	2.9%
61		126	2.2%
62		110	1.9%
63		134	2.3%
64		116	2.0%
65		127	2.2%
66		120	2.1%
67		117	2.0%
68		111	1.9%
69		107	1.8%
70		113	1.9%
71		93	1.6%
72		76	1.3%
73		78	1.3%
74		86	1.5%
75		67	1.1%
76		45	0.8%
77		70	1.2%
78		63	1.1%
79		69	1.2%
80		75	1.3%
81		64	1.1%
82		62	1.1%
83		58	1.0%
84		59	1.0%
85		1	0.0%
95	Refuse to answer	74	1.3%

<b># q155: 31.Year of birth</b>			
<i>Warning: these figures indicate the number of cases found in the data file. They cannot be interpreted as summary statistics of the population of interest.</i>			
<b># q156: 32.Education level</b>			
<b>Information</b>		[Type= discrete] [Format=numeric] [Range= 1-95] [Missing=*]	
<b>Statistics [NW/ W]</b>		[Valid=5841 /-] [Invalid=0 /-]	
<b>Value</b>	<b>Label</b>	<b>Cases</b>	<b>Percentage</b>
1	Illiterate	169	2.9%
2	Primary school graduate	480	8.2%
3	Junior high school graduate	505	8.6%
4	High school or vocational school graduate	1688	28.9%
5	Technical college graduate	918	15.7%
6	University graduate	1586	27.2%
7	Post-graduate education	462	7.9%
95	Refuse to answer	33	0.6%
<i>Warning: these figures indicate the number of cases found in the data file. They cannot be interpreted as summary statistics of the population of interest.</i>			
<b># q157: 33.Father's ethnic background</b>			
<b>Information</b>		[Type= discrete] [Format=numeric] [Range= 1-98] [Missing=*]	
<b>Statistics [NW/ W]</b>		[Valid=5841 /-] [Invalid=0 /-]	
<b>Value</b>	<b>Label</b>	<b>Cases</b>	<b>Percentage</b>
1	Taiwanese Hakka	679	11.6%
2	Taiwanese Min-nan	4278	73.2%
3	Mainlander	652	11.2%
4	Aboriginal	41	0.7%
5	Foreigner	2	0.0%
6	Recent Mainland immigrant	15	0.3%
7	Recent Foreign immigrant	7	0.1%
95	Refuse to answer	32	0.5%
98	Don't know	135	2.3%
<i>Warning: these figures indicate the number of cases found in the data file. They cannot be interpreted as summary statistics of the population of interest.</i>			
<b># q158: 34.Mother's ethnic background</b>			
<b>Information</b>		[Type= discrete] [Format=numeric] [Range= 1-98] [Missing=*]	
<b>Statistics [NW/ W]</b>		[Valid=5841 /-] [Invalid=0 /-]	
<b>Value</b>	<b>Label</b>	<b>Cases</b>	<b>Percentage</b>
1	Taiwanese Hakka	725	12.4%
2	Taiwanese Min-nan	4548	77.9%
3	Mainlander	319	5.5%
4	Aboriginal	62	1.1%
5	Foreigner	2	0.0%
6	Recent Mainland immigrant	9	0.2%
7	Recent Foreign immigrant	17	0.3%
95	Refuse to answer	30	0.5%
98	Don't know	129	2.2%
<i>Warning: these figures indicate the number of cases found in the data file. They cannot be interpreted as summary statistics of the population of interest.</i>			
<b># q159: 35.Main occupation of respondent</b>			
<b>Information</b>		[Type= discrete] [Format=numeric] [Range= 101-995] [Missing=*]	

### # q159: 35.Main occupation of respondent

Statistics [NW/ W] [Valid=5841 /-] [Invalid=0 /-]

Value	Label	Cases	Percentage
101	Legislators	6	0.1%
102	Government Administrators	27	0.5%
103	Chief Executives (Pub.)	40	0.7%
104	Chief Executives (Priv.)	634	10.9%
105	Directors have employee	315	5.4%
106	Directors don't have employee	218	3.7%
201	Science Professionals (Pub.)	2	0.0%
202	Science Professionals (Priv.)	4	0.1%
203	Health Associate Professionals (Pub.)	17	0.3%
204	Health Associate Professionals (Priv.)	64	1.1%
205	Accountants	8	0.1%
206	Teachers (Pub.)	145	2.5%
207	Teachers (Priv.)	63	1.1%
208	Lawyers and Legal Professionals (Pub.)	2	0.0%
209	Lawyers and Legal Professionals (Priv.)	2	0.0%
210	Religion man	4	0.1%
211	Abstractionist	10	0.2%
212	Writer (author, reporter, dramatist)	5	0.1%
213	Eng. Science Professionals (Pub.)	7	0.1%
214	Eng. Science Professionals (Priv.)	71	1.2%
215	Sportsman	0	
301	Office Clerks (Pub.)	153	2.6%
302	Office Clerks (Priv.)	603	10.3%
303	Salespersons	17	0.3%
401	Personal Services Workers (Priv.)	155	2.7%
501	Agr., Animal Husbandry, Forestry and Fishing Workers (Priv.)	228	3.9%
601	Production Laborers and Rel. Workers (Pub.)	116	2.0%
602	Production Laborers and Rel. Workers (Priv.)	1051	18.0%
701	Students	164	2.8%
801	Servicemen	40	0.7%
901	Housekeeping, without domestic crafting [continue to 35a]	732	12.5%
902	Housekeeping, with domestic crafting [continue to 35a]	56	1.0%
903	Housekeeping, helping familial business without pay [continu	55	0.9%
904	Housekeeping, helping familial business with pay [continue t	37	0.6%
905	Unemployment [skip to 35b]	116	2.0%
906	Retired [skip to 35b]	616	10.5%
907	Not working, but has income	3	0.1%
911	Haven't employed	25	0.4%
995	Refuse to answer	30	0.5%

Warning: these figures indicate the number of cases found in the data file. They cannot be interpreted as summary statistics of the population of interest.

### # q160: 35a.Main occupation of respondent's spouse

Information [Type= discrete] [Format=numeric] [Range= 101-999] [Missing=\*]

Statistics [NW/ W] [Valid=5841 /-] [Invalid=0 /-]

**# q160: 35a.Main occupation of respondent's spouse**

Value	Label	Cases	Percentage
101	Legislators	0	
102	Government Administrators	6	0.1%
103	Chief Executives (Pub.)	16	0.3%
104	Chief Executives (Priv.)	109	1.9%
105	Directors have employee	76	1.3%
106	Directors don't have employee	61	1.0%
201	Science Professionals (Pub.)	0	
202	Science Professionals (Priv.)	0	
203	Health Associate Professionals (Pub.)	2	0.0%
204	Health Associate Professionals (Priv.)	6	0.1%
205	Accountants	1	0.0%
206	Teachers (Pub.)	14	0.2%
207	Teachers (Priv.)	6	0.1%
208	Lawyers and Legal Professionals (Pub.)	0	
209	Lawyers and Legal Professionals (Priv.)	2	0.0%
210	Religion man	0	
211	Abstractionist	1	0.0%
212	Writer (author, reporter, dramatist)	0	
213	Eng. Science Professionals (Pub.)	2	0.0%
214	Eng. Science Professionals (Priv.)	16	0.3%
215	sportsman	1	0.0%
301	Office Clerks (Pub.)	29	0.5%
302	Office Clerks (Priv.)	50	0.9%
303	Salespersons	5	0.1%
401	Personal Services Workers (Priv.)	39	0.7%
501	Agr., Animal Husbandry, Forestry and Fishing Workers (Priv.)	48	0.8%
601	Production Laborers and Rel. Workers (Pub.)	15	0.3%
602	Production Laborers and Rel. Workers (Priv.)	231	4.0%
701	Students	0	
801	Servicemen	32	0.5%
901	Widowed	42	0.7%
902	Divorced	30	0.5%
907	Not working, but has income	2	0.0%
911	Haven't employed	3	0.1%
995	Refuse to answer	35	0.6%
999	Skipped	4961	84.9%

*Warning: these figures indicate the number of cases found in the data file. They cannot be interpreted as summary statistics of the population of interest.*

**# q161: 35b.Main occupation of respondent before retirement or unemployment**

<b>Information</b>	[Type= discrete] [Format=numeric] [Range= 101-999] [Missing=*]		
<b>Statistics [NW/ W]</b>	[Valid=5841 /-] [Invalid=0 /-]		
Value	Label	Cases	Percentage
101	Legislators	3	0.1%
102	Government Administrators	16	0.3%
103	Chief Executives (Pub.)	22	0.4%

<b># q161: 35b.Main occupation of respondent before retirement or unemployment</b>			
<b>Value</b>	<b>Label</b>	<b>Cases</b>	<b>Percentage</b>
104	Chief Executives (Priv.)	80	1.4%
105	Directors have employee	76	1.3%
106	Directors don't have employee	29	0.5%
201	Science Professionals (Pub.)	0	
202	Science Professionals (Priv.)	2	0.0%
203	Health Associate Professionals (Pub.)	3	0.1%
204	Health Associate Professionals (Priv.)	5	0.1%
205	Accountants	0	
206	Teachers (Pub.)	45	0.8%
207	Teachers (Priv.)	12	0.2%
208	Lawyers and Legal Professionals (Pub.)	0	
209	Lawyers and Legal Professionals (Priv.)	0	
210	Religion man	0	
211	Abstractionist	1	0.0%
212	Writer (author, reporter, dramatist)	2	0.0%
213	Eng. Science Professionals (Pub.)	1	0.0%
214	Eng. Science Professionals (Priv.)	1	0.0%
215	Sportsman	1	0.0%
301	Office Clerks (Pub.)	37	0.6%
302	Office Clerks (Priv.)	57	1.0%
303	Salespersons	2	0.0%
401	Personal Services Workers (Priv.)	24	0.4%
501	Agr., Animal Husbandry, Forestry and Fishing Workers (Priv.)	35	0.6%
601	Production Laborers and Rel. Workers (Pub.)	28	0.5%
602	Production Laborers and Rel. Workers (Priv.)	200	3.4%
701	Students	8	0.1%
801	Servicemen	26	0.4%
995	Refuse to answer	16	0.3%
999	Skipped	5109	87.5%
<i>Warning: these figures indicate the number of cases found in the data file. They cannot be interpreted as summary statistics of the population of interest.</i>			
<b># q162: M1.How many telephone lines does your household have? (only those used for voice communications)(R1, R3, R6)</b>			
<b>Information</b>	[Type= discrete] [Format=numeric] [Range= 1-99] [Missing=*]		
<b>Statistics [NW/ W]</b>	[Valid=5841 /-] [Invalid=0 /-]		
<b>Value</b>	<b>Label</b>	<b>Cases</b>	<b>Percentage</b>
1		2169	37.1%
2		554	9.5%
3		92	1.6%
4		30	0.5%
5		6	0.1%
6		6	0.1%
7		2	0.0%
10		1	0.0%
95	Refuse to answer/ Don't use	71	1.2%

**# q162: M1.How many telephone lines does your household have? (only those used for voice communications)(R1, R3, R6)**

Value	Label	Cases	Percentage
99	Skipped	2910	49.8%

*Warning: these figures indicate the number of cases found in the data file. They cannot be interpreted as summary statistics of the population of interest.*

**# q163: M2.Do you use cell phone?(R1, R3, R6)**

<b>Information</b>	[Type= discrete] [Format=numeric] [Range= 1-99] [Missing=*]
--------------------	---

<b>Statistics [NW/ W]</b>	[Valid=5841 /-] [Invalid=0 /-]
---------------------------	--------------------------------

Value	Label	Cases	Percentage
1	Yes	2588	44.3%
2	No [skip M2a]	322	5.5%
95	Refuse to answer [skip M2a]	8	0.1%
96	It depends [skip M2a]	12	0.2%
97	No opinion [skip M2a]	1	0.0%
98	Don't know [skip M2a]	0	
99	Skipped	2910	49.8%

*Warning: these figures indicate the number of cases found in the data file. They cannot be interpreted as summary statistics of the population of interest.*

**# q164: M2a.Do you transfer any of your calls from the land-line phone to your cell phone?(R1)**

<b>Information</b>	[Type= discrete] [Format=numeric] [Range= 1-99] [Missing=*]
--------------------	---

<b>Statistics [NW/ W]</b>	[Valid=5841 /-] [Invalid=0 /-]
---------------------------	--------------------------------

Value	Label	Cases	Percentage
1	Some	117	2.0%
2	No	740	12.7%
95	Refuse to answer	22	0.4%
99	Skipped	4962	85.0%

*Warning: these figures indicate the number of cases found in the data file. They cannot be interpreted as summary statistics of the population of interest.*

**# q165: M3.Finally, our teacher is interested in the internet usage in Taiwan, may you provide us our most frequently used e-mail?(R2, R4, R5)**

<b>Information</b>	[Type= discrete] [Format=numeric] [Range= 1-99] [Missing=*]
--------------------	---

<b>Statistics [NW/ W]</b>	[Valid=5841 /-] [Invalid=0 /-]
---------------------------	--------------------------------

Value	Label	Cases	Percentage
1	email	508	8.7%
95	Refuse to answer/ Don't use	2402	41.1%
99	Skipped	2931	50.2%

*Warning: these figures indicate the number of cases found in the data file. They cannot be interpreted as summary statistics of the population of interest.*

**# q166: 36.Respondent's gender**

<b>Information</b>	[Type= discrete] [Format=numeric] [Range= 1-2] [Missing=*]
--------------------	--

<b>Statistics [NW/ W]</b>	[Valid=5841 /-] [Invalid=0 /-]
---------------------------	--------------------------------

Value	Label	Cases	Percentage
1	Male	2849	48.8%
2	Female	2992	51.2%

*Warning: these figures indicate the number of cases found in the data file. They cannot be interpreted as summary statistics of the population of interest.*

**# q167: 37.Language used to conduct interview**

<b>Information</b>	[Type= discrete] [Format=numeric] [Range= 1-5] [Missing=*]
--------------------	--



<b># q167: 37.Language used to conduct interview</b>			
<b>Statistics [NW/ W]</b>		[Valid=5841 /-] [Invalid=0 /-]	
<b>Value</b>	<b>Label</b>	<b>Cases</b>	<b>Percentage</b>
1	Mandarin	5221	89.4%
2	Taiwanese	334	5.7%
3	Hakka	0	
4	Mandarin and Taiwanese	285	4.9%
5	Mandarin and Hakka	1	0.0%
<i>Warning: these figures indicate the number of cases found in the data file. They cannot be interpreted as summary statistics of the population of interest.</i>			
<b># nq46: Do you know how many legislators will be elected in your district?(R1, R3, R6)</b>			
<b>Information</b>		[Type= discrete] [Format=numeric] [Range= 1-99] [Missing=*]	
<b>Statistics [NW/ W]</b>		[Valid=5841 /-] [Invalid=0 /-]	
<b>Value</b>	<b>Label</b>	<b>Cases</b>	<b>Percentage</b>
1	Right	1110	19.0%
2	Wrong	208	3.6%
9	Nonresponse	1613	27.6%
99	Sikp	2910	49.8%
<i>Warning: these figures indicate the number of cases found in the data file. They cannot be interpreted as summary statistics of the population of interest.</i>			
<b># nq47: Do you know, besides president ballot, how many ballots you can cast in this Legislative Election?(R1, R3, R6)</b>			
<b>Information</b>		[Type= discrete] [Format=numeric] [Range= 1-99] [Missing=*]	
<b>Statistics [NW/ W]</b>		[Valid=5841 /-] [Invalid=0 /-]	
<b>Value</b>	<b>Label</b>	<b>Cases</b>	<b>Percentage</b>
1	Right	408	7.0%
2	Wrong	1781	30.5%
9	Nonresponse	742	12.7%
99	Sikp	2910	49.8%
<i>Warning: these figures indicate the number of cases found in the data file. They cannot be interpreted as summary statistics of the population of interest.</i>			
<b># nq48: Do you know the threshold of the list vote that a party must reach in order to participate in allocation of seats by party lists?(R1, R3, R6)</b>			
<b>Information</b>		[Type= discrete] [Format=numeric] [Range= 1-99] [Missing=*]	
<b>Statistics [NW/ W]</b>		[Valid=5841 /-] [Invalid=0 /-]	
<b>Value</b>	<b>Label</b>	<b>Cases</b>	<b>Percentage</b>
1	Right	570	9.8%
2	Wrong	195	3.3%
9	Nonresponse	2166	37.1%
99	Sikp	2910	49.8%
<i>Warning: these figures indicate the number of cases found in the data file. They cannot be interpreted as summary statistics of the population of interest.</i>			
<b># nq49: Do you know how long a term of the office is for the new legislators?(R1, R3, R6)</b>			
<b>Information</b>		[Type= discrete] [Format=numeric] [Range= 1-99] [Missing=*]	
<b>Statistics [NW/ W]</b>		[Valid=5841 /-] [Invalid=0 /-]	
<b>Value</b>	<b>Label</b>	<b>Cases</b>	<b>Percentage</b>
1	Right	2245	38.4%
2	Wrong	246	4.2%
9	Nonresponse	440	7.5%

<b># nq49: Do you know how long a term of the office is for the new legislators?(R1, R3, R6)</b>			
Value	Label	Cases	Percentage
99	Sikp	2910	49.8%
<i>Warning: these figures indicate the number of cases found in the data file. They cannot be interpreted as summary statistics of the population of interest.</i>			
<b># nq50: Do you know how many legislators are there in the current session of the Legislative Yuan?(R1, R3, R6)</b>			
<b>Information</b>		[Type= discrete] [Format=numeric] [Range= 1-999] [Missing=*]	
<b>Statistics [NW/ W]</b>		[Valid=5841 /-] [Invalid=0 /-]	
Value	Label	Cases	Percentage
1	Right	218	3.7%
2	Wrong	548	9.4%
990	Nonresponse	2165	37.1%
999	Sikp	2910	49.8%
<i>Warning: these figures indicate the number of cases found in the data file. They cannot be interpreted as summary statistics of the population of interest.</i>			
<b># sex: Sex</b>			
<b>Information</b>		[Type= discrete] [Format=numeric] [Range= 1-2] [Missing=*]	
<b>Statistics [NW/ W]</b>		[Valid=5841 /-] [Invalid=0 /-]	
Value	Label	Cases	Percentage
1	Male	2849	48.8%
2	Female	2992	51.2%
<i>Warning: these figures indicate the number of cases found in the data file. They cannot be interpreted as summary statistics of the population of interest.</i>			
<b># age: Age</b>			
<b>Information</b>		[Type= discrete] [Format=numeric] [Range= 1-9] [Missing=*]	
<b>Statistics [NW/ W]</b>		[Valid=5841 /-] [Invalid=0 /-]	
Value	Label	Cases	Percentage
1	20-29 years	614	10.5%
2	30-39 years	1012	17.3%
3	40-49 years	1377	23.6%
4	50-59 years	1404	24.0%
5	60 years and above	1360	23.3%
9	Nonresponse	74	1.3%
<i>Warning: these figures indicate the number of cases found in the data file. They cannot be interpreted as summary statistics of the population of interest.</i>			
<b># edu: Education</b>			
<b>Information</b>		[Type= discrete] [Format=numeric] [Range= 1-9] [Missing=*]	
<b>Statistics [NW/ W]</b>		[Valid=5841 /-] [Invalid=0 /-]	
Value	Label	Cases	Percentage
1	Below-primary school	649	11.1%
2	Junior high school	505	8.6%
3	High school or vocational school	1688	28.9%
4	Technical college	918	15.7%
5	Post-university	2048	35.1%
9	Nonresponse	33	0.6%
<i>Warning: these figures indicate the number of cases found in the data file. They cannot be interpreted as summary statistics of the population of interest.</i>			
<b># sengi: Father's ethnic background</b>			
<b>Information</b>		[Type= discrete] [Format=numeric] [Range= 1-9] [Missing=*]	

<b># sengi: Father's ethnic background</b>			
<b>Statistics [NW/ W]</b>		[Valid=5841 /-] [Invalid=0 /-]	
<b>Value</b>	<b>Label</b>	<b>Cases</b>	<b>Percentage</b>
1	Taiwanese Hakka	679	11.6%
2	Taiwanese Min-nan	4278	73.2%
3	Mainlander	652	11.2%
4	Aboriginal	41	0.7%
5	Foreigner	2	0.0%
9	Nonresponse	189	3.2%
<i>Warning: these figures indicate the number of cases found in the data file. They cannot be interpreted as summary statistics of the population of interest.</i>			
<b># masengi: Mother's ethnic background</b>			
<b>Information</b>		[Type= discrete] [Format=numeric] [Range= 1-9] [Missing=*]	
<b>Statistics [NW/ W]</b>		[Valid=5841 /-] [Invalid=0 /-]	
<b>Value</b>	<b>Label</b>	<b>Cases</b>	<b>Percentage</b>
1	Taiwanese Hakka	725	12.4%
2	Taiwanese Min-nan	4548	77.9%
3	Mainlander	319	5.5%
4	Aboriginal	62	1.1%
5	Foreigner	2	0.0%
9	Nonresponse	185	3.2%
<i>Warning: these figures indicate the number of cases found in the data file. They cannot be interpreted as summary statistics of the population of interest.</i>			
<b># partyid: Party identification</b>			
<b>Information</b>		[Type= discrete] [Format=numeric] [Range= 1-7] [Missing=*]	
<b>Statistics [NW/ W]</b>		[Valid=5841 /-] [Invalid=0 /-]	
<b>Value</b>	<b>Label</b>	<b>Cases</b>	<b>Percentage</b>
1	KMT	1537	26.3%
2	DPP	1941	33.2%
3	NP	54	0.9%
4	PFP	192	3.3%
5	TSU	61	1.0%
6	Neutral and it depends	1569	26.9%
7	Nonresponse and other parties	487	8.3%
<i>Warning: these figures indicate the number of cases found in the data file. They cannot be interpreted as summary statistics of the population of interest.</i>			
<b># party: Party support</b>			
<b>Information</b>		[Type= discrete] [Format=numeric] [Range= 1-16] [Missing=*]	
<b>Statistics [NW/ W]</b>		[Valid=5841 /-] [Invalid=0 /-]	
<b>Value</b>	<b>Label</b>	<b>Cases</b>	<b>Percentage</b>
1	Strongly support KMT	497	8.5%
2	Somewhat support KMT	911	15.6%
3	Lean to the KMT	129	2.2%
4	Strongly support DPP	704	12.1%
5	Somewhat support DPP	1122	19.2%
6	Lean to the DPP	115	2.0%
7	Strongly support NP	25	0.4%
8	Somewhat support NP	25	0.4%

<b># party: Party support</b>			
Value	Label	Cases	Percentage
9	Lean to the NP	4	0.1%
10	Strongly support PFP	80	1.4%
11	Somewhat support PFP	89	1.5%
12	Lean to the PFP	23	0.4%
13	Strongly support TSU	21	0.4%
14	Somewhat support TSU	39	0.7%
15	Lean to the TSU	1	0.0%
16	Neutral and other parties	2056	35.2%
<i>Warning: these figures indicate the number of cases found in the data file. They cannot be interpreted as summary statistics of the population of interest.</i>			
<b># career: Occupation5</b>			
<b>Information</b>	[Type= discrete] [Format=numeric] [Range= 1-5] [Missing=*]		
<b>Statistics [NW/ W]</b>	[Valid=5841 /-] [Invalid=0 /-]		
Value	Label	Cases	Percentage
1	Hight-class WHITE COLLAR	2532	43.3%
2	Low-class WHITE COLLAR	1171	20.0%
3	FARMER	311	5.3%
4	WORKER	1641	28.1%
5	Others	186	3.2%
<i>Warning: these figures indicate the number of cases found in the data file. They cannot be interpreted as summary statistics of the population of interest.</i>			
<b># career8: Occupation8</b>			
<b>Information</b>	[Type= discrete] [Format=numeric] [Range= 1-8] [Missing=*]		
<b>Statistics [NW/ W]</b>	[Valid=5841 /-] [Invalid=0 /-]		
Value	Label	Cases	Percentage
1	Civil servants	811	13.9%
2	Managers and Professionals (priv.)	1532	26.2%
3	CLERKS (priv.)	858	14.7%
4	Labor (priv.)	1251	21.4%
5	FARMER	263	4.5%
6	Students	172	2.9%
7	Housekeeping	880	15.1%
8	Others	74	1.3%
<i>Warning: these figures indicate the number of cases found in the data file. They cannot be interpreted as summary statistics of the population of interest.</i>			
<b># arear: Area</b>			
<b>Information</b>	[Type= discrete] [Format=numeric] [Range= 1-9] [Missing=*]		
<b>Statistics [NW/ W]</b>	[Valid=5841 /-] [Invalid=0 /-]		
Value	Label	Cases	Percentage
1	Taipei metro area	1197	20.5%
2	New Taipei city-Chilung	480	8.2%
3	Taoyuan-Hsinchu-Miaoli	786	13.5%
4	Taichung-Changhwa-Nanto	1251	21.4%
5	Yunlin-Chiai-Tainan	993	17.0%
6	Kaohsiung-Pingtung-Pemghu	886	15.2%
7	Yi Lan-Hwalian-Taitung	232	4.0%

<b># arear: Area</b>			
<b>Value</b>	<b>Label</b>	<b>Cases</b>	<b>Percentage</b>
9	Nonresponse	16	0.3%
<i>Warning: these figures indicate the number of cases found in the data file. They cannot be interpreted as summary statistics of the population of interest.</i>			
<b># tondu: Position on unification and independence</b>			
<b>Information</b>	[Type= discrete] [Format=numeric] [Range= 1-9] [Missing=*]		
<b>Statistics [NW/ W]</b>	[Valid=5841 /-] [Invalid=0 /-]		
<b>Value</b>	<b>Label</b>	<b>Cases</b>	<b>Percentage</b>
1	Immediate unification	69	1.2%
2	Maintain the status quo, move toward unification	566	9.7%
3	Maintain the status quo, decide either unification or indepe	1910	32.7%
4	Maintain the status quo forever	1572	26.9%
5	Maintain the status quo, move toward independence	1071	18.3%
6	Immediate independence	210	3.6%
9	Nonresponse	443	7.6%
<i>Warning: these figures indicate the number of cases found in the data file. They cannot be interpreted as summary statistics of the population of interest.</i>			
<b># cand: Candidate voting choice</b>			
<b>Information</b>	[Type= discrete] [Format=numeric] [Range= 20101-999998] [Missing=*]		
<b>Statistics [NW/ W]</b>	[Valid=5841 /-] [Invalid=0 /-]		
<b>Value</b>	<b>Label</b>	<b>Cases</b>	<b>Percentage</b>
20101	Lee, Chih-Yung(KMT)	15	0.3%
20102	Chen, Ou-Po(DPP)	34	0.6%
20108	Wu, Zi Wei(Constitutional Conventions of Taiwan)	1	0.0%
20114	Kuo, Ru-Jau(Military, Civil, and Faculty Alliance Party)	0	
20122	Lin, Shiann-Shan(Pan-Pacific E.P. Union Party)	0	
20124	Wu, Shao-Wen(Green Party Taiwan & Social Democratic Party Al	1	0.0%
20126	Chu, Ando(Independent)	5	0.1%
20127	Sun, Po-Yu(Independent)	0	
40101	Lin, Wei-Chou(KMT)	18	0.3%
40107	Fan, Chen-Kui(Unionist Party)	0	
40110	Su, Wen-Ying(National Health Service Alliance)	0	
40114	Li, Zong Hua(Military, Civil, and Faculty Alliance Party)	0	
40118	Chiu, Ching Ya(Republican Party)	5	0.1%
40125	Cho, An-Thung(Faith And Hope League)	2	0.0%
40126	Cheng, Yung-Chin(Independent)	12	0.2%
40127	Huang, Xiu Long(Independent)	1	0.0%
50101	Chen, Chao-Ming(KMT)	11	0.2%
50102	Tu, Wen Ching(DPP)	13	0.2%
50118	Kang, Shi-Ju(Republican Party)	9	0.2%
50119	Lin, Yi -Fang(Free Taiwan Party)	2	0.0%
50126	Huang, Yu Yan(Independent)	2	0.0%
50201	Hsu, Chih Jung(KMT)	17	0.3%
50202	Wu, Yi-Chen(DPP)	19	0.3%
50219	Liu, Wen-Chung(Free Taiwan Party)	0	
50226	Chou, Shu-Han(Independent)	0	
50227	Tai, Wen Hsiang(Independent)	0	

**# cand: Candidate voting choice**

Value	Label	Cases	Percentage
70101	Wang, Hui-Mei(KMT)	56	1.0%
70102	Chen, Wen-Pin(DPP)	26	0.4%
70201	Lin, Tsang-Min(KMT)	19	0.3%
70202	Huang, Hsiou-Fang(DPP)	19	0.3%
70212	Wen, Kuo Ming(Labour Party)	1	0.0%
70219	Chang, Yao-Yuan(Republican Party)	1	0.0%
70226	Liu, Yung-Chun(Independent)	0	
70227	Hsu, Yung-Chin(Independent)	0	
70228	Huang, Yu-Fen(Independent)	4	0.1%
70301	Cheng, Ru-Fen(KMT)	28	0.5%
70302	Hung, Chun-Yi(DPP)	18	0.3%
70304	Chen, Chao-Rong(PFP)	5	0.1%
70317	Chang, Yi-Sheng(New Power Party)	2	0.0%
70319	Ang, Yu-Kang(Free Taiwan Party)	1	0.0%
70401	Chang, Chin-Kun(KMT)	20	0.3%
70402	Chen, Su-Yueh(DPP)	32	0.5%
80101	Ma, Wen-Chun(KMT)	26	0.4%
80102	Chang, Kuor Hsin(DPP)	12	0.2%
80201	Hsu, Shu-Hua(KMT)	33	0.6%
80202	Tsai, Huang Liang(DPP)	25	0.4%
90101	Chang Jung-Chi(KMT)	14	0.2%
90102	Su, Chin Feng(DPP)	32	0.5%
90115	Lin, Fu-Yuan(Trees Party)	3	0.1%
90201	Wu, Wei Chih(KMT)	16	0.3%
90202	Liu, Chien Kuo(DPP)	46	0.8%
90215	Chang, Chia-Wei(Trees Party)	3	0.1%
90217	Wang, Wei-Ting(New Power Party)	3	0.1%
100101	Lin, Chiang-Chuan(KMT)	7	0.1%
100102	Tsai, Yi-Yu(DPP)	24	0.4%
100126	Chiu, Kun-Lung(Independent)	1	0.0%
100201	Lin, Yu-Ling(KMT)	9	0.2%
100202	Chen, Ming-Wen(DPP)	17	0.3%
100208	Lai, Ching-Min(Constitutional Conventions of Taiwan)	1	0.0%
130101	Liao, Wan-Ju(KMT)	14	0.2%
130102	Su, Zhen Qing(DPP)	30	0.5%
130201	Wang, Chin-Shih(KMT)	19	0.3%
130202	Chung, Chia-Pin(DPP)	15	0.3%
130301	Hsu, Chin Ju(KMT)	2	0.0%
130302	Chuang, Jui-Hsuing(DPP)	25	0.4%
130307	Chang, Chao-Yang(Unionist Party)	0	
130319	Ding, Yong Zhi(Free Taiwan Party)	0	
130326	Huang, Chao-Chang(Independent)	13	0.2%
140101	Chen, Chien-Ke(KMT)	2	0.0%
140102	Liu, Chao-Hao(DPP)	10	0.2%
150101	Wang, Ting Sheng(KMT)	24	0.4%

**# cand: Candidate voting choice**

Value	Label	Cases	Percentage
150102	Xiao, Mei Qin(DPP)	26	0.4%
150122	Yang, Wu Kong(Pan-Pacific E.P. Union Party)	1	0.0%
150126	Huang, Shi Peng(Independent)	0	
160101	Chen, Shuang Chuan(KMT)	2	0.0%
160102	Yang, Yao(DPP)	7	0.1%
160106	Huang, Han-Tung(Taiwan Labor Party)	0	
160115	Sheng, I Che(Trees Party)	0	
170101	Hau, Lung-Bin(KMT)	20	0.3%
170102	Tsa,i Shi Ying(DPP)	17	0.3%
170103	Liu, Wen-Hsiung(PFP)	6	0.1%
170118	Yang, Shi Cheng(Republican Party)	2	0.0%
180101	Cheng, Cheng Chien(KMT)	9	0.2%
180102	Ke, Jian Ming(DPP)	15	0.3%
180103	Ou, Chung-Ching(PFP)	1	0.0%
180114	Wei, Bert(Military, Civil, and Faculty Alliance Party)	0	
180117	Chiu, Hsieh-Chih(New Power Party)	9	0.2%
180119	Lin, Chia-Yu(Free Taiwan Party)	0	
180126	Zeng, Yao Cheng(Independent)	0	
180127	Huang, Yuan-Fu(Independent)	0	
180128	Wang, Rong De(Independent)	1	0.0%
180129	Wu, Shu-Min(Independent)	0	
200101	Wu, Yu-Jen(KMT)	15	0.3%
200102	Lee, Chun-Yi(DPP)	18	0.3%
200126	Weng, Shou-liang(Independent)	5	0.1%
200127	Huang, Hung-Chen-Taiwan-Ah-Chen-World-Great-Person-Rich-Pres	1	0.0%
280101	Yang, Cheng-Wu(KMT)	4	0.1%
280102	Chen, Tsang-Chiang(DPP)	2	0.0%
280103	Wu, Cherng-Dean(NP)	1	0.0%
280106	Chen, Te-Hui(Taiwan Labor Party)	0	
280114	Kao, Dan-Hwa(Military, Civil, and Faculty Alliance Party)	0	
280126	Chang, Cheng-Fa(Independent)	0	
280127	Hong, Zhi Heng(Independent)	0	
280128	Tony Chen Ton Lee(Independent)	0	
300101	Chen, Hsueh-Sheng(KMT)	0	
300107	Chang, Chun Pao(Unionist Party)	0	
300115	Su, Po Hao(Trees Party)	0	
300126	Lin, Chin Kuan(Independent)	0	
630101	Ting, Shou-chung(KMT)	25	0.4%
630102	Wu, Szu-Yao(DPP)	20	0.3%
630110	Wu, Zhong Zheng(National Health Service Alliance)	1	0.0%
630118	Wang, Ching-Ya(Republican Party)	0	
630120	Huang, Ching Yuan(Taiwan Independence Party)	0	
630202	Yao, Wen-Chih(DPP)	16	0.3%
630203	Pan, Wynn H.T.(NP)	10	0.2%

**# cand: Candidate voting choice**

Value	Label	Cases	Percentage
630210	Lin, Xing Rong(National Health Service Alliance)	0	
630219	Chen, Jian Bin(Free Taiwan Party)	0	
630220	Chen, Min Chien(Taiwan Independence Party)	0	
630225	Wu, Chun-Te(Faith And Hope League)	0	
630226	Wang, Ming-Tzong AarMing(Independent)	0	
630301	Chiang, Wan-An(KMT)	12	0.2%
630308	Kao, Shih-En(Constitutional Conventions of Taiwan)	0	
630314	Li, Cheng-Yueh(Military, Civil, and Faculty Alliance Party)	0	
630316	Ciou, Jheng Hao(Peace Pigeon Union Party)	0	
630320	Lim, Sin Khai(Taiwan Independence Party)	0	
630324	Lee, Yen-jong(Green Party Taiwan & Social Democratic Party A	1	0.0%
630326	Chao, Yieng-Jack(Independent)	0	
630327	Huang, Li-Hsiang(Independent)	0	
630328	Pan, Billy(Independent)	5	0.1%
630329	Chen, Alf Ke-Yin(Independent)	0	
630401	Lee, Yen-Hsiu(KMT)	11	0.2%
630404	Huang, Shan Shan(PFP)	38	0.7%
630405	Hsiao,Ya-Tan(TSU)	1	0.0%
630416	Li, Yueh Feng(Peace Pigeon Union Party)	0	
630417	Lin, Shao Chi(New Power Party)	2	0.0%
630420	Chen, ChaoO Ming(Taiwan Independence Party)	0	
630424	Chen, Shang-chih(Green Party Taiwan & Social Democratic Part	0	
630426	Ho, Wei(Independent)	0	
630501	Lin,Yu-Fang(KMT)	19	0.3%
630508	Hong, Sneng Cheng(Constitutional Conventions of Taiwan)	0	
630515	You, Rui Min(Trees Party)	0	
630517	Lim, Freddy(New Power Party)	18	0.3%
630520	Li, Jia Xing(Taiwan Independence Party)	1	0.0%
630526	Gong, Wei Lun(Independent)	0	
630527	Huang, Fui Ching(Independent)	0	
630601	Chiang, Nai-Shn(KMT)	10	0.2%
630608	Ku, Wen Fa(Constitutional Conventions of Taiwan)	0	
630611	Jeng, Tsuen-Chyi(People's Democratic Front)	1	0.0%
630615	Chen, Chia-Hung(Trees Party)	0	
630618	Wu, Hsu-Chih(Republican Party)	1	0.0%
630620	Lin, Zhen Yu(Taiwan Independence Party)	0	
630624	Fan, Yun(Green Party Taiwan & Social Democratic Party Allian	3	0.1%
630625	Tseng, Hsien-Ying(Faith And Hope League)	0	
630626	Zhao, Yan Qing(Independent)	0	
630627	Chou, Fang-Ju(Independent)	0	
630628	Liang,Pang Wei(Independent)	0	
630629	Chiang, Nancy(Independent)	0	
630701	Fai, Hrong-Tai(KMT)	19	0.3%
630708	Fan,Yang-Lu(Constitutional Conventions of Taiwan)	0	
630716	Su, Chen-Ying(Peace Pigeon Union Party)	0	



**# cand: Candidate voting choice**

Value	Label	Cases	Percentage
630720	Lin, Susan(Taiwan Independence Party)	0	
630724	Lu, Jennifer(Green Party Taiwan & Social Democratic Party AI	2	0.0%
630726	Yang, Shih-Chiu(Independent)	11	0.2%
630727	Curry, Peter(Independent)	0	
630728	Lin, Wen-Jye(Independent)	0	
630801	Lai, Shyh-Bao(KMT)	20	0.3%
630806	Chen, Lucent(Taiwan Labor Party)	0	
630824	Miao, Poya(Green Party Taiwan & Social Democratic Party Alli	2	0.0%
630826	Fang Jing-Jun(Independent)	0	
630827	Lai, Shu-Shen(Independent)	0	
630828	Lee, Ching-Yuan(Independent)	15	0.3%
640101	Chung, Yi-Chung(KMT)	6	0.1%
640102	Chiu, Yi-Ying(DPP)	26	0.4%
640107	Liu, Zi Lin(Unionist Party)	0	
640116	Chuang, Ting Hsin(Peace Pigeon Union Party)	0	
640201	Huang, Yun-Han(KMT)	14	0.2%
640202	Chiu Chih-Wei(DPP)	38	0.7%
640207	Huang, Jin Ling(Unionist Party)	0	
640215	Li, Bo Rong(Trees Party)	0	
640219	Zeng, Ying Feng(Free Taiwan Party)	1	0.0%
640301	Chang, Hsien-Yao(KMT)	19	0.3%
640302	Liu, Shyh Fang(DPP)	24	0.4%
640308	Zhuang, Ming Xian(Constitutional Conventions of Taiwan)	0	
640325	Liang, Pei Chen(Faith And Hope League)	1	0.0%
640326	Lyon, Shu Fu(Independent)	2	0.0%
640401	Kuo, Lun Hao Lucas(KMT)	5	0.1%
640402	Lin, Tai-Hua(DPP)	34	0.6%
640407	Lin, Jun Yang(Unionist Party)	0	
640501	Tsai, Chin-Yen(KMT)	7	0.1%
640502	Kuan, Bi Ling(DPP)	20	0.3%
640514	Wang, Hsin-Chang(Military, Civil, and Faculty Alliance Party	0	
640516	Yang, Zong Ying(Peace Pigeon Union Party)	0	
640601	Huang, Po Lin(KMT)	14	0.2%
640602	Lee, Kun Tse(DPP)	22	0.4%
640616	Yang, Han Chi(Peace Pigeon Union Party)	1	0.0%
640701	Zhuang, Qi Wang(KMT)	9	0.2%
640702	Chao, Tien Lin(DPP)	28	0.5%
640716	Chen, Su Li(Peace Pigeon Union Party)	0	
640717	Chen, Hui-Min(New Power Party)	1	0.0%
640726	Lin, Jing Yuan(Independent)	1	0.0%
640801	Huang, Hsi Wen(KMT)	8	0.1%
640802	Xu, Zhi Jie(DPP)	28	0.5%
640807	Wang Ting Xuan(Unionist Party)	0	
640811	Chang, Yu Hwa(People's Democratic Front)	0	
640814	Liu, Yi Xiong(Military, Civil, and Faculty Alliance Party)	1	0.0%

**# cand: Candidate voting choice**

Value	Label	Cases	Percentage
640817	Chen, Han Ku(New Power Party)	0	
640821	Ma, Kai Ni(Social Welfare Party)	0	
640901	Lin, Guo Zheng(KMT)	12	0.2%
640902	Lai, Jui Lung(DPP)	20	0.3%
640907	Tsai, Ma Fu(Unionist Party)	1	0.0%
640918	Lin, Tsung Yen(Republican Party)	1	0.0%
650101	Wu, Yu Sheng(KMT)	15	0.3%
650102	Lu, Sun-Ling(DPP)	20	0.3%
650110	Hung, Zei-Cheng(National Health Service Alliance)	0	
650115	Su, Gideon Tung-Ta(Trees Party)	1	0.0%
650116	Chen, Yun Fen(Peace Pigeon Union Party)	0	
650126	Chen, Li Ji(Independent)	2	0.0%
650201	Chen, Ming Yi(KMT)	10	0.2%
650202	Lin, Shu Fen(DPP)	29	0.5%
650301	Lee, Chien-Lung(KMT)	12	0.2%
650302	Gao, Jyh Peng(DPP)	22	0.4%
650304	Chang, Showen(PFP)	0	
650308	Chen, Chang Fa(Constitutional Conventions of Taiwan)	0	
650310	Tom-Shiau(National Health Service Alliance)	0	
650315	Yao, Yin-Hung(Trees Party)	0	
650321	Lin, Ji Ying(Social Welfare Party)	0	
650326	Su, Ching-Yin(Independent)	0	
650327	Huang, Mao(Independent)	0	
650401	Chen, Mau-Jia(KMT)	6	0.1%
650402	Wu, Ping-Jui(DPP)	27	0.5%
650408	Wang, Si Yi(Constitutional Conventions of Taiwan)	0	
650409	Lin, Li Rong(Righteous Party)	0	
650416	Liu, Feng-Chang(Peace Pigeon Union Party)	0	
650424	Gu, Ba Kai(Green Party Taiwan & Social Democratic Party Alli	1	0.0%
650426	Chiu, Mark(Independent)	1	0.0%
650501	Huang, Chih-Hsiung(KMT)	19	0.3%
650502	Su, Chiao-Hui(DPP)	31	0.5%
650517	Kuo, Po-Yu(New Power Party)	1	0.0%
650601	Lin, Kuo Chun(KMT)	20	0.3%
650602	Chang, Hung-Lu(DPP)	24	0.4%
650604	Kang, Hector(PFP)	1	0.0%
650606	Yao, Yu-Shism(Taiwan Labor Party)	0	
650614	Huang, Jun Min(Military, Civil, and Faculty Alliance Party)	0	
650615	Li, Jian-Ming(Trees Party)	0	
650618	Li, Gui Bao(Republican Party)	0	
650625	Yu, Hsin Yi(Faith And Hope League)	1	0.0%
650626	Chuang, Feng-Ming(Independent)	0	
650701	Chiang, Huei-Chen(KMT)	25	0.4%
650702	Lo, Chih-Cheng(DPP)	25	0.4%
650710	Wang, Chen.Hwa(National Health Service Alliance)	0	

**# cand: Candidate voting choice**

Value	Label	Cases	Percentage
650726	Lee, Wan-Yu(Independent)	1	0.0%
650801	Chang,Ching-Chung(KMT)	15	0.3%
650802	Chiang, Yung Chang(DPP)	26	0.4%
650808	Shao, Ba Xiang(Constitutional Conventions of Taiwan)	0	
650810	Lin, Ken(National Health Service Alliance)	0	
650814	Wu, Jin Kui(Military, Civil, and Faculty Alliance Party)	1	0.0%
650826	Tung, Cheng-Yi(Independent)	0	
650901	Lin, Te- Fu(KMT)	23	0.4%
650910	Tseng, Wen-Sheng(National Health Service Alliance)	0	
650913	Dong, Brya(The Motorists' Party of R.O.C.)	0	
650918	Chang, Ching Fang(Republican Party)	2	0.0%
650926	Lee, Hsin Chang(Independent)	7	0.1%
651001	Lu, Chia-Chen(KMT)	12	0.2%
651002	Wu, Chi-Ming(DPP)	24	0.4%
651019	Huang, Lu Guang(Free Taiwan Party)	1	0.0%
651101	Lo, Ming Tsai(KMT)	22	0.4%
651102	Chen, Yung-Fu(DPP)	3	0.1%
651124	Tseng, Poyu(Green Party Taiwan & Social Democratic Party All	3	0.1%
651201	Lee, Ching Hua(KMT)	15	0.3%
651216	Chung, Guo-Chih(Peace Pigeon Union Party)	0	
651217	Huang, Kuo-Chang(New Power Party)	11	0.2%
651225	Chen, Yung-Shun(Faith And Hope League)	0	
660101	Yen, Chiou-Yue(KMT)	8	0.1%
660102	Tsai, Chi-Chang(DPP)	30	0.5%
660107	Chen, Chun Yuan(Unionist Party)	0	
660108	Wang Shu-Fen(Constitutional Conventions of Taiwan)	0	
660126	Houng, Chin Tei(Independent)	0	
660201	Yen, Kuan-Heng(KMT)	20	0.3%
660202	Chen, Shih-Kai(DPP)	18	0.3%
660226	Chi, Kuo-Tung(Independent)	4	0.1%
660227	Chung, Wen-Long(Independent)	0	
660301	Yang, Chiung-Ying(KMT)	24	0.4%
660314	Huang, Hsin-Chi(Military, Civil, and Faculty Alliance Party)	0	
660317	Hung, Tzu-Yung(New Power Party)	35	0.6%
660401	Tsai, Chin-Lung(KMT)	11	0.2%
660402	Chang Liao, Wan-Chien(DPP)	17	0.3%
660418	Wu, Shu-Hui(Republican Party)	2	0.0%
660419	You, Shou Yuan(Free Taiwan Party)	0	
660425	Yeh, Chun-Hsin(Faith And Hope League)	2	0.0%
660426	Yen, Hui Li(Independent)	0	
660501	Lu, Shiow-Yen(KMT)	33	0.6%
660505	Liu, Kuo-Lung(TSU)	11	0.2%
660525	Chien, Meng-Hsuan(Faith And Hope League)	1	0.0%
660526	Miao, Feng-Lung(Independent)	2	0.0%
660601	Shen, Chih-Hwei(KMT)	14	0.2%

**# cand: Candidate voting choice**

Value	Label	Cases	Percentage
660602	Huang, Kuo-Shu(DPP)	26	0.4%
660626	Ho, Tzu Hua(Independent)	0	
660701	Lai, Yi-Huang(KMT)	15	0.3%
660702	Ho, Hsin-Chun(DPP)	27	0.5%
660714	Shih, Tatsai(Military, Civil, and Faculty Alliance Party)	1	0.0%
660801	Chiang, Chi-Chen(KMT)	26	0.4%
660802	Hsieh, Chih-Chung(DPP)	19	0.3%
660826	Wang, Cheng Chi(Independent)	0	
670101	Huang, Rui Kun(KMT)	11	0.2%
670102	Ye, Yi Jin(DPP)	31	0.5%
670107	Chen, Bo Zhi(Unionist Party)	0	
670126	Lin, De Wang(Independent)	3	0.1%
670201	Huang, Yao Sheng(KMT)	11	0.2%
670202	Huang, Wei Zhe(DPP)	51	0.9%
670207	Huang, Min Zhen(Unionist Party)	0	
670219	Huang, Xian Qing(Free Taiwan Party)	0	
670226	Wang, Guo Dong(Independent)	1	0.0%
670301	Xie, Long Jie(KMT)	8	0.1%
670302	Chen, Ting Fei(DPP)	49	0.8%
670307	Weng, Wan Ning(Unionist Party)	0	
670318	Deng, Xiu Bao(Republican Party)	0	
670401	Chen, Shu Hui(KMT)	9	0.2%
670402	Lin, Jun Xian(DPP)	40	0.7%
670407	Fu, Jian Feng(Unionist Party)	1	0.0%
670408	Chen, Huang Zhou(Constitutional Conventions of Taiwan)	0	
670417	Tsai, Yu Zhi(New Power Party)	3	0.1%
670424	Yang, Zhi Da(Green Party Taiwan & Social Democratic Party Al	2	0.0%
670501	Lin, Yi Huang(KMT)	8	0.1%
670502	Wang, Ding Yu(DPP)	42	0.7%
670506	Yan, Yang Qing(Taiwan Labor Party)	1	0.0%
670507	Li, Ying Shi(Unionist Party)	0	
680101	Chen, Ken Te(KMT)	11	0.2%
680102	Cheng, Yun Peng(DPP)	9	0.2%
680124	Wang, Pao Hsuan(Green Party Taiwan & Social Democratic Party	2	0.0%
680201	Liao, Cheng Ching(KMT)	19	0.3%
680202	Chen Lai, Su Mei(DPP)	22	0.4%
680215	Chen, Pei Yu(Trees Party)	1	0.0%
680217	Chang, Kang Yi(New Power Party)	0	
680220	Wu, Zhen Tuo(Taiwan Independence Party)	0	
680226	Huang, Wei Chun(Green Party Taiwan & Social Democratic Party	1	0.0%
680301	Chen, Shei Saint(KMT)	20	0.3%
680302	Hsu, Ching Wen(DPP)	17	0.3%
680318	Chen, Hung Jui(Republican Party)	2	0.0%
680319	Yu, Neng Sheng(Free Taiwan Party)	0	
680326	Lai, Li Chu(Independent)	0	

# cand: Candidate voting choice

Value	Label	Cases	Percentage
680401	Yang, Li Huan(KMT)	21	0.4%
680402	Cheng, Pao Ching(DPP)	15	0.3%
680501	Lu, Yu Ling(KMT)	20	0.3%
680502	Chang, Chao Liang(DPP)	14	0.2%
680510	Huang, Guo Hua(National Health Service Alliance)	0	
680518	Chang, Cheng(Republican Party)	3	0.1%
680526	Huang, Chih Hao(Independent)	0	
680527	Hsiao, Chia Liang(Independent)	0	
680601	Sun, Ta Chien(KMT)	29	0.5%
680620	Lan, Da Shan(Taiwan Independence Party)	0	
680623	Jun Jen Yuan(Taiwan Win Party)	0	
680624	Lu, Tung Chieh(Green Party Taiwan & Social Democratic Party)	1	0.0%
680626	Zhao, Zheng Yu(Independent)	13	0.2%
680627	Yang, Jin Xuan(Independent)	0	
690101	Sra-Kacaw(KMT)	3	0.1%
690102	Sufin-Siluko(KMT)	0	
690103	Lin, Tsung-Han(KMT)	0	
690104	Chen, Ying(DPP)	0	
690105	Lin, Hao-Yi(PFP)	0	
690107	Lin, Jin Ing(National Health Service Alliance)	0	
690108	Lin, Amos(Taiwan First Bations Party)	1	0.0%
690109	Takiyo-Kacaw(Military, Civil, and Faculty Alliance Party)	0	
690110	Rahic Amind(Republican Party)	0	
690115	Mayaw Biho(Independent)	0	
690116	Tamo, Ahsiung(Independent)	0	
690117	Galahe-Wubai-Hayawan(Independent)	0	
690118	Ke, Ren Yao(Independent)	0	
700101	Kung, Wen-Chi(KMT)	1	0.0%
700102	Uliw-Qal jupayare(KMT)	0	
700104	Walis-Perin(DPP)	0	
700106	Kao, Chin Su Mei(Non-Partisan Solidarity Union)	2	0.0%
700111	Yuming Suyan(China Production Party)	0	
700112	Quan, Cheng Wei(Taiwan Independence Party)	0	
700113	Yi Lan-Ming Ji Nu An(Faith And Hope League)	0	
700114	Lin, Xin Yi(Faith And Hope League)	1	0.0%
700115	Lin, Shi Wei(Independent)	0	
700116	Tseng, Hua-Te(Independent)	0	
999990	Not eligible to vote	2	0.0%
999991	Wouldn't pick up the ballot	2	0.0%
999992	Not yet decided	1717	29.4%
999993	Won't turnout to vote	742	12.7%
999994	Will cast invaild vote	147	2.5%
999995	Refuse to answer	332	5.7%
999996	It depends	0	
999998	Don't know	0	

<b># cand: Candidate voting choice</b>			
<i>Warning: these figures indicate the number of cases found in the data file. They cannot be interpreted as summary statistics of the population of interest.</i>			
<b># vt_dtc: Candidate voting choice(party)</b>			
<b>Information</b>		[Type= discrete] [Format=numeric] [Range= 1-999990] [Missing=*]	
<b>Statistics [NW/ W]</b>		[Valid=5841 /-] [Invalid=0 /-]	
<b>Value</b>	<b>Label</b>	<b>Cases</b>	<b>Percentage</b>
1	KMT	1126	19.3%
2	DPP	1416	24.2%
3	NP	11	0.2%
4	PFP	51	0.9%
5	TSU	12	0.2%
6	Taiwan Labor Party	1	0.0%
7	Unionist Party	2	0.0%
8	Constitutional Conventions of Taiwan	2	0.0%
9	Righteous Party	0	
10	National Health Service Alliance	1	0.0%
11	People's Democratic Front	1	0.0%
12	Labour Party	1	0.0%
13	The Motorists' Party of R.O.C.	0	
14	Military, Civil, and Faculty Alliance Party	3	0.1%
15	Trees Party	8	0.1%
16	Peace Pigeon Union Party	1	0.0%
17	New Power Party	85	1.5%
18	Republican Party	28	0.5%
19	Free Taiwan Party	5	0.1%
20	Taiwan Independence Party	1	0.0%
21	Social Welfare Party	0	
22	Pan-Pacific E.P. Union Party	1	0.0%
23	Taiwan Win Party	0	
24	Green Party Taiwan & Social Democratic Party Alliance	19	0.3%
25	Faith And Hope League	8	0.1%
26	Independent	113	1.9%
27	Taiwan First Bations Party	1	0.0%
28	China Production Party	0	
29	Non-Partisan Solidarity Union	2	0.0%
90	Not eligible to vote	0	
91	Wouldn't pick up the ballot	2	0.0%
92	Not yet decided	1717	29.4%
93	Won't turnout to vote	742	12.7%
94	Will cast invaild vote	147	2.5%
95	Refuse to answer	332	5.7%
96	It depends	0	
98	Don't know	0	
999990		2	0.0%

*Warning: these figures indicate the number of cases found in the data file. They cannot be interpreted as summary statistics of the population of interest.*

<b># wave: wave</b>			
<b>Information</b>		[Type= discrete] [Format=numeric] [Range= 1-6] [Missing=*]	
<b>Statistics [NW/ W]</b>		[Valid=5841 /-] [Invalid=0 /-]	
<b>Value</b>	<b>Label</b>	<b>Cases</b>	<b>Percentage</b>
1	1st wave	980	16.8%
2	2nd wave	984	16.8%
3	3rd wave	995	17.0%
4	4th wave	946	16.2%
5	5th wave	980	16.8%
6	6th wave	956	16.4%
<i>Warning: these figures indicate the number of cases found in the data file. They cannot be interpreted as summary statistics of the population of interest.</i>			
<b># e_dist: voter's elector district</b>			
<b>Information</b>		[Type= discrete] [Format=numeric] [Range= 201-7001] [Missing=*]	
<b>Statistics [NW/ W]</b>		[Valid=5841 /-] [Invalid=0 /-]	
<b>Value</b>	<b>Label</b>	<b>Cases</b>	<b>Percentage</b>
201	Yi Lan County single district	123	2.1%
401	Hsinchu County single district	92	1.6%
501	1st district, Miaoli County	78	1.3%
502	2nd district, Miaoli County	77	1.3%
701	1st district, Changhua County	146	2.5%
702	2nd district, Changhua County	91	1.6%
703	3rd district, Changhua County	110	1.9%
704	4th district, Changhua County	109	1.9%
801	1st district, Nantou County	69	1.2%
802	2nd district, Nantou County	95	1.6%
901	1st district, Yunlin County	111	1.9%
902	2nd district, Yunlin County	126	2.2%
1001	1st district, Chiayi County	67	1.1%
1002	2nd district, Chiayi County	69	1.2%
1301	1st district, Penghu County	81	1.4%
1302	2nd district, Penghu County	65	1.1%
1303	3rd district, Penghu County	76	1.3%
1401	Taitung County single district	31	0.5%
1501	Hualien County single district	76	1.3%
1601	Penghu County single district	16	0.3%
1701	Keelung City single district	100	1.7%
1801	Hsinchu City single district	70	1.2%
2001	Chiayi City single district	76	1.3%
2801	Kinmen County single district	15	0.3%
3001	Lienchiang County single district	1	0.0%
6301	1st district, Taipei City	91	1.6%
6302	2nd district, Taipei City	64	1.1%
6303	3rd district, Taipei City	56	1.0%
6304	4th district, Taipei City	102	1.7%
6305	5th district, Taipei City	69	1.2%
6306	6th district, Taipei City	50	0.9%

# e\_dist: voter's elector district

Value	Label	Cases	Percentage
6307	7th district,Taipei City	63	1.1%
6308	8th district,Taipei City	89	1.5%
6401	1st district,Kaohsiung City	61	1.0%
6402	2nd district,Kaohsiung City	94	1.6%
6403	3rd district,Kaohsiung City	97	1.7%
6404	4th district,Kaohsiung City	55	0.9%
6405	5th district,Kaohsiung City	46	0.8%
6406	6th district,Kaohsiung City	68	1.2%
6407	7th district,Kaohsiung City	71	1.2%
6408	8th district,Kaohsiung City	82	1.4%
6409	9th district,Kaohsiung City	71	1.2%
6501	1st district,New Taipei City	83	1.4%
6502	2nd district,New Taipei City	81	1.4%
6503	3rd district,New Taipei City	84	1.4%
6504	4th district,New Taipei City	101	1.7%
6505	5th district,New Taipei City	94	1.6%
6506	6th district,New Taipei City	97	1.7%
6507	7th district,New Taipei City	82	1.4%
6508	8th district,New Taipei City	82	1.4%
6509	9th district,New Taipei City	81	1.4%
6510	10th district,New Taipei City	86	1.5%
6511	11th district,New Taipei City	69	1.2%
6512	12th district,New Taipei City	47	0.8%
6601	1st district,Taichung City	75	1.3%
6602	2nd district,Taichung City	94	1.6%
6603	3rd district,Taichung City	90	1.5%
6604	4th district,Taichung City	68	1.2%
6605	5th district,Taichung City	80	1.4%
6606	6th district,Taichung City	64	1.1%
6607	7th district,Taichung City	83	1.4%
6608	8th district,Taichung City	75	1.3%
6701	1st district,Tainan City	101	1.7%
6702	2nd district,Tainan City	124	2.1%
6703	3rd district,Tainan City	104	1.8%
6704	4th district,Tainan City	99	1.7%
6705	5th district,Tainan City	114	2.0%
6801	1st district,Taoyuan City	61	1.0%
6802	2nd district,Taoyuan City	82	1.4%
6803	3rd district,Taoyuan City	78	1.3%
6804	4th district,Taoyuan City	68	1.2%
6805	5th district,Taoyuan City	75	1.3%
6806	6th district,Taoyuan City	101	1.7%
6901	Plain Aborigines district	9	0.2%
7001	Mountain Aborigines district	10	0.2%

Warning: these figures indicate the number of cases found in the data file. They cannot be interpreted as summary statistics of the population of interest.



# w1: 1st wave weight

<b>Information</b>	[Type= discrete] [Format=numeric] [Range= 0.328929143-3.173767436] [Missing=*]
<b>Statistics [NW/ W]</b>	[Valid=980 /-] [Invalid=4861 /-] [Mean=1 /-] [StdDev=0.483 /-]

Value	Label	Cases	Percentage
0.328929143		3	0.3%
0.334325734		3	0.3%
0.335316461		5	0.5%
0.340817846		5	0.5%
0.36198867		5	0.5%
0.367927654		4	0.4%
0.369017955		3	0.3%
0.375072266		1	0.1%
0.388751192		3	0.3%
0.395129258		1	0.1%
0.404190543		11	1.1%
0.410821914		4	0.4%
0.412039326		9	0.9%
0.418799469		11	1.1%
0.433231086		2	0.2%
0.434842329		2	0.2%
0.436671372		2	0.2%
0.440338913		3	0.3%
0.441643794		4	0.4%
0.448889644		5	0.5%
0.476773639		3	0.3%
0.477700316		3	0.3%
0.480559697		1	0.1%
0.485537729		3	0.3%
0.485649416		5	0.5%
0.486031879		3	0.3%
0.493617247		2	0.2%
0.494005985		3	0.3%
0.499957841		2	0.2%
0.508611015		1	0.1%
0.512022437		2	0.2%
0.516955566		2	0.2%
0.520422958		2	0.2%
0.532357535		4	0.4%
0.533292417		6	0.6%
0.534460354		5	0.5%
0.541091685		6	0.6%
0.542041905		10	1.0%
0.542695132		7	0.7%
0.543229004		2	0.2%
0.545388492		1	0.1%
0.551598886		4	0.4%
0.559729743		5	0.5%

# w1: 1st wave weight

Value	Label	Cases	Percentage
0.572728864		1	0.1%
0.574675485		6	0.6%
0.575137889		2	0.2%
0.579629184		1	0.1%
0.584103927		10	1.0%
0.585834835		9	0.9%
0.586891788		9	0.9%
0.592362382		1	0.1%
0.595446362		10	1.0%
0.596769564		6	0.6%
0.606560493		6	0.6%
0.624984945		8	0.8%
0.629176925		2	0.2%
0.632434125		6	0.6%
0.632943004		2	0.2%
0.63523879		5	0.5%
0.639646649		4	0.4%
0.642810186		1	0.1%
0.643327414		1	0.1%
0.644715062		7	0.7%
0.650141043		1	0.1%
0.65529261		6	0.6%
0.655313633		13	1.3%
0.65849221		1	0.1%
0.666065068		17	1.7%
0.669889267		6	0.6%
0.679191203		4	0.4%
0.680879838		2	0.2%
0.690334387		4	0.4%
0.70239703		5	0.5%
0.703935315		3	0.3%
0.706165451		5	0.5%
0.706733656		2	0.2%
0.713920941		3	0.3%
0.715484464		1	0.1%
0.717751189		3	0.3%
0.718328716		2	0.2%
0.719878141		11	1.1%
0.731688857		9	0.9%
0.736114739		13	1.3%
0.737217513		2	0.2%
0.748191841		9	0.9%
0.750409		8	0.8%
0.758340536		1	0.1%
0.759717501		2	0.2%

# w1: 1st wave weight

Value	Label	Cases	Percentage
0.762720622		14	1.4%
0.772992519		3	0.3%
0.775429812		3	0.3%
0.785674658		2	0.2%
0.786002493		6	0.6%
0.795140581		1	0.1%
0.798898081		4	0.4%
0.823164844		3	0.3%
0.834595132		2	0.2%
0.836670138		4	0.4%
0.839590786		2	0.2%
0.848287957		5	0.5%
0.848483086		5	0.5%
0.853365573		3	0.3%
0.859381989		1	0.1%
0.862403765		11	1.1%
0.863110622		7	0.7%
0.86999127		1	0.1%
0.870107347		1	0.1%
0.877271288		7	0.7%
0.884264824		8	0.8%
0.888599531		5	0.5%
0.903178382		7	0.7%
0.931720663		7	0.7%
0.933761178		4	0.4%
0.947006983		7	0.7%
0.949080976		3	0.3%
0.95285384		1	0.1%
0.969533394		2	0.2%
0.977232455		1	0.1%
0.977909587		1	0.1%
0.98544009		2	0.2%
0.9883603		3	0.3%
0.993053329		5	0.5%
0.993265466		2	0.2%
0.993953708		1	0.1%
1.004575881		3	0.3%
1.009345907		2	0.2%
1.012336958		6	0.6%
1.01457675		7	0.7%
1.025364674		10	1.0%
1.028945914		3	0.3%
1.030371227		1	0.1%
1.031222453		8	0.8%
1.034278332		10	1.0%

# w1: 1st wave weight

Value	Label	Cases	Percentage
1.042187369		3	0.3%
1.042622238		3	0.3%
1.047276062		1	0.1%
1.05124727		8	0.8%
1.059728071		5	0.5%
1.086841046		7	0.7%
1.09191762		4	0.4%
1.092861675		3	0.3%
1.104672356		6	0.6%
1.105903235		2	0.2%
1.10983222		4	0.4%
1.110791763		1	0.1%
1.114083434		4	0.4%
1.12404729		6	0.6%
1.127378242		3	0.3%
1.132361698		1	0.1%
1.138227101		6	0.6%
1.144905183		4	0.4%
1.145874628		1	0.1%
1.156901479		5	0.5%
1.162361868		1	0.1%
1.163689125		9	0.9%
1.1646612		3	0.3%
1.173659053		2	0.2%
1.192914747		1	0.1%
1.193461928		9	0.9%
1.199096919		7	0.7%
1.213042518		10	1.0%
1.217053733		5	0.5%
1.217318563		1	0.1%
1.21876996		6	0.6%
1.220271214		4	0.4%
1.237021383		12	1.2%
1.240291652		2	0.2%
1.240687118		8	0.8%
1.243967078		2	0.2%
1.255788314		1	0.1%
1.261042512		12	1.2%
1.262279152		1	0.1%
1.264376284		2	0.2%
1.286073626		2	0.2%
1.287108446		1	0.1%
1.291619453		1	0.1%
1.30703287		1	0.1%
1.307173656		6	0.6%

# w1: 1st wave weight

Value	Label	Cases	Percentage
1.311047277		2	0.2%
1.31281047		1	0.1%
1.318332444		2	0.2%
1.324904545		1	0.1%
1.332557037		4	0.4%
1.362243313		1	0.1%
1.369004036		1	0.1%
1.384593024		3	0.3%
1.385330652		2	0.2%
1.431473426		3	0.3%
1.438398209		3	0.3%
1.442200851		3	0.3%
1.450833464		1	0.1%
1.454958964		1	0.1%
1.465862389		1	0.1%
1.466199577		5	0.5%
1.490254851		3	0.3%
1.497977961		4	0.4%
1.499153767		1	0.1%
1.51997069		4	0.4%
1.522554609		10	1.0%
1.523749706		4	0.4%
1.535521777		2	0.2%
1.544908162		4	0.4%
1.56880265		6	0.6%
1.571903307		1	0.1%
1.594541286		6	0.6%
1.61003615		3	0.3%
1.615705193		2	0.2%
1.636451286		5	0.5%
1.640035196		1	0.1%
1.642213338		2	0.2%
1.644932046		5	0.5%
1.646554799		1	0.1%
1.659606399		2	0.2%
1.671919703		7	0.7%
1.689851745		2	0.2%
1.707332866		1	0.1%
1.710017428		1	0.1%
1.717576379		1	0.1%
1.771855298		2	0.2%
1.772577467		2	0.2%
1.792999564		1	0.1%
1.796926323		5	0.5%
1.800925328		2	0.2%

**# w1: 1st wave weight**

Value	Label	Cases	Percentage
1.801659345		1	0.1%
1.801676792		1	0.1%
1.806998304		3	0.3%
1.822416498		1	0.1%
1.826407681		5	0.5%
1.83123609		1	0.1%
1.836644909		2	0.2%
1.881885348		3	0.3%
1.886860421		1	0.1%
1.898831161		3	0.3%
1.912760591		9	0.9%
1.917817287		1	0.1%
1.929984427		4	0.4%
1.97320773		3	0.3%
1.978424228		2	0.2%
1.988608267		4	0.4%
2.005581258		8	0.8%
2.021234465		1	0.1%
2.066262874		1	0.1%
2.0851096		3	0.3%
2.094954551		1	0.1%
2.119319051		1	0.1%
2.129325524		2	0.2%
2.189011317		1	0.1%
2.22236676		1	0.1%
2.258828128		1	0.1%
2.26552184		2	0.2%
2.617132691		2	0.2%
2.660070805		1	0.1%
2.673367685		1	0.1%
2.740871233		2	0.2%
2.785839469		1	0.1%
2.873877683		2	0.2%
2.950313054		1	0.1%
2.998717508		1	0.1%
3.173767436		1	0.1%
Sysmiss		4861	

*Warning: these figures indicate the number of cases found in the data file. They cannot be interpreted as summary statistics of the population of interest.*

**# w2: 2nd wave weight**

<b>Information</b>	[Type= discrete] [Format=numeric] [Range= 0.429421078-3.015445449] [Missing=*]		
<b>Statistics [NW/ W]</b>	[Valid=984 /-] [Invalid=4857 /-] [Mean=1 /-] [StdDev=0.45 /-]		
Value	Label	Cases	Percentage
0.429421078		4	0.4%
0.437311003		2	0.2%

# w2: 2nd wave weight

Value	Label	Cases	Percentage
0.440740781		2	0.2%
0.443845134		3	0.3%
0.443861977		6	0.6%
0.452000078		2	0.2%
0.452017231		4	0.4%
0.455562348		3	0.3%
0.458771096		2	0.2%
0.467200281		4	0.4%
0.470864477		1	0.1%
0.48245021		10	1.0%
0.497140916		1	0.1%
0.49865549		2	0.2%
0.498674413		5	0.5%
0.501494923		3	0.3%
0.505238976		2	0.2%
0.513839649		1	0.1%
0.514521934		4	0.4%
0.515424656		10	1.0%
0.518339905		3	0.3%
0.518359576		4	0.4%
0.518557268		1	0.1%
0.52220972		1	0.1%
0.522229537		2	0.2%
0.529747977		7	0.7%
0.531804488		2	0.2%
0.531824669		3	0.3%
0.535771034		1	0.1%
0.539770986		3	0.3%
0.547541966		2	0.2%
0.547562745		1	0.1%
0.549688414		6	0.6%
0.553999555		2	0.2%
0.565885298		1	0.1%
0.565955125		6	0.6%
0.567630847		8	0.8%
0.582364938		4	0.4%
0.584893123		2	0.2%
0.584915319		3	0.3%
0.586697304		4	0.4%
0.586719569		2	0.2%
0.587477255		7	0.7%
0.590038063		1	0.1%
0.593064962		13	1.3%
0.5977163		10	1.0%
0.598271209		6	0.6%

# w2: 2nd wave weight

Value	Label	Cases	Percentage
0.601926307		3	0.3%
0.60194915		15	1.5%
0.602963379		1	0.1%
0.604562355		1	0.1%
0.606427208		2	0.2%
0.607233387		5	0.5%
0.609857169		1	0.1%
0.609880312		2	0.2%
0.61298574		4	0.4%
0.613009002		11	1.1%
0.617793314		2	0.2%
0.617816759		4	0.4%
0.618390329		5	0.5%
0.622168343		5	0.5%
0.623240291		4	0.4%
0.623279431		2	0.2%
0.63036591		4	0.4%
0.633599691		6	0.6%
0.636637297		1	0.1%
0.638568938		2	0.2%
0.644239547		2	0.2%
0.652269069		1	0.1%
0.65428108		12	1.2%
0.657995042		1	0.1%
0.660024716		9	0.9%
0.665879255		1	0.1%
0.669970166		1	0.1%
0.674178486		2	0.2%
0.67420407		3	0.3%
0.676258079		4	0.4%
0.676283743		6	0.6%
0.680108813		9	0.9%
0.6801226		2	0.2%
0.682220529		7	0.7%
0.686079178		5	0.5%
0.691201298		10	1.0%
0.692381576		1	0.1%
0.696850273		3	0.3%
0.698999801		3	0.3%
0.702953353		5	0.5%
0.70298003		5	0.5%
0.703901016		3	0.3%
0.704550157		1	0.1%
0.709151171		2	0.2%
0.709421628		2	0.2%



# w2: 2nd wave weight

Value	Label	Cases	Percentage
0.714445542		6	0.6%
0.71566551		1	0.1%
0.718424557		7	0.7%
0.724731279		4	0.4%
0.726592804		7	0.7%
0.727572335		3	0.3%
0.728243306		1	0.1%
0.733278599		1	0.1%
0.742556106		1	0.1%
0.742584285		10	1.0%
0.749103094		9	0.9%
0.749470312		1	0.1%
0.760260295		1	0.1%
0.767527348		3	0.3%
0.774169593		3	0.3%
0.776557623		5	0.5%
0.785826907		1	0.1%
0.796714862		10	1.0%
0.800203958		1	0.1%
0.802672294		7	0.7%
0.807212219		2	0.2%
0.811353223		5	0.5%
0.812122258		1	0.1%
0.81771657		2	0.2%
0.823507396		13	1.3%
0.82958891		11	1.1%
0.834357766		5	0.5%
0.838638027		2	0.2%
0.844831279		6	0.6%
0.845215366		7	0.7%
0.85145719		4	0.4%
0.852688673		2	0.2%
0.857486957		8	0.8%
0.873241908		8	0.8%
0.880090641		5	0.5%
0.881363537		3	0.3%
0.89234847		4	0.4%
0.895101038		12	1.2%
0.899986048		1	0.1%
0.906900822		1	0.1%
0.922357044		2	0.2%
0.925202177		2	0.2%
0.929168551		1	0.1%
0.930435134		8	0.8%
0.932034696		12	1.2%

# w2: 2nd wave weight

Value	Label	Cases	Percentage
0.960415339		2	0.2%
0.961724515		3	0.3%
0.963377868		10	1.0%
0.963872555		1	0.1%
0.968826747		11	1.1%
0.976059799		4	0.4%
0.982853679		7	0.7%
0.993993337		2	0.2%
1.00140719		6	0.6%
1.001789108		3	0.3%
1.008883482		4	0.4%
1.015905831		7	0.7%
1.023408186		2	0.2%
1.057824136		8	0.8%
1.05836732		1	0.1%
1.096593249		9	0.9%
1.102904399		1	0.1%
1.110252412		1	0.1%
1.125057709		10	1.0%
1.133470322		5	0.5%
1.139881246		2	0.2%
1.145728844		3	0.3%
1.154714659		3	0.3%
1.162892006		9	0.9%
1.17821404		4	0.4%
1.184258286		1	0.1%
1.193546283		2	0.2%
1.204099497		2	0.2%
1.224112583		3	0.3%
1.229905256		1	0.1%
1.246603693		2	0.2%
1.256380658		1	0.1%
1.260103925		1	0.1%
1.263990884		1	0.1%
1.265229959		1	0.1%
1.265277973		6	0.6%
1.288476535		3	0.3%
1.288525431		2	0.2%
1.298581903		1	0.1%
1.298631183		3	0.3%
1.306497332		3	0.3%
1.307778075		2	0.2%
1.313886899		3	0.3%
1.318296048		9	0.9%
1.331806405		1	0.1%

# w2: 2nd wave weight

Value	Label	Cases	Percentage
1.342251604		1	0.1%
1.342517629		8	0.8%
1.353046835		3	0.3%
1.358071288		3	0.3%
1.362628711		4	0.4%
1.371048843		1	0.1%
1.375278027		3	0.3%
1.387664834		6	0.6%
1.387908222		3	0.3%
1.398548124		6	0.6%
1.42147298		4	0.4%
1.421526923		2	0.2%
1.429567099		4	0.4%
1.434581857		4	0.4%
1.469275356		1	0.1%
1.476537613		1	0.1%
1.477585597		2	0.2%
1.47764167		1	0.1%
1.480848427		2	0.2%
1.481092191		15	1.5%
1.502974686		8	0.8%
1.503031722		1	0.1%
1.510105575		3	0.3%
1.526191744		1	0.1%
1.527274971		3	0.3%
1.530589441		10	1.0%
1.530647526		2	0.2%
1.530899487		12	1.2%
1.539558276		5	0.5%
1.542593672		2	0.2%
1.553517863		8	0.8%
1.560888556		2	0.2%
1.582061269		7	0.7%
1.591331714		6	0.6%
1.594469187		4	0.4%
1.613318081		5	0.5%
1.626293398		3	0.3%
1.632668715		1	0.1%
1.633701483		3	0.3%
1.680983631		5	0.5%
1.683384138		5	0.5%
1.688576761		5	0.5%
1.698191817		2	0.2%
1.730986363		1	0.1%
1.739994261		1	0.1%

**# w2: 2nd wave weight**

Value	Label	Cases	Percentage
1.745361506		4	0.4%
1.755233295		8	0.8%
1.755299904		3	0.3%
1.762790468		2	0.2%
1.776615823		1	0.1%
1.787824203		2	0.2%
1.793863983		2	0.2%
1.801192649		1	0.1%
1.814259617		7	0.7%
1.820672612		3	0.3%
1.834951931		2	0.2%
1.847946516		5	0.5%
1.854119045		2	0.2%
1.854189407		1	0.1%
1.875688111		1	0.1%
1.881473921		2	0.2%
1.896659091		2	0.2%
1.913429156		1	0.1%
1.916470772		2	0.2%
1.944745559		2	0.2%
1.955745067		1	0.1%
2.021514351		1	0.1%
2.065927182		2	0.2%
2.076149101		3	0.3%
2.087891829		1	0.1%
2.158105045		1	0.1%
2.235014795		1	0.1%
2.24008707		1	0.1%
2.27968765		1	0.1%
2.401369708		1	0.1%
2.427173498		1	0.1%
2.444362021		1	0.1%
2.489273263		1	0.1%
2.656868648		1	0.1%
2.917338953		3	0.3%
3.015445449		1	0.1%
Sysmiss		4857	

*Warning: these figures indicate the number of cases found in the data file. They cannot be interpreted as summary statistics of the population of interest.*

**# w3: 3rd wave weight**

<b>Information</b>	[Type= continuous] [Format=numeric] [Range= 0.407384189-3.34492875] [Missing=*]
<b>Statistics [NW/ W]</b>	[Valid=995 /-] [Invalid=4846 /-] [Mean=1 /-] [StdDev=0.414 /-]

**# w4: 4th wave weight**

<b>Information</b>	[Type= discrete] [Format=numeric] [Range= 0.334513784-3.636424925] [Missing=*]
<b>Statistics [NW/ W]</b>	[Valid=946 /-] [Invalid=4895 /-] [Mean=1 /-] [StdDev=0.44 /-]

# w4: 4th wave weight

Value	Label	Cases	Percentage
0.334513784		2	0.2%
0.369222077		7	0.7%
0.370008309		5	0.5%
0.397105438		3	0.3%
0.397951045		2	0.2%
0.402814444		9	1.0%
0.408399424		2	0.2%
0.433234673		5	0.5%
0.439241427		2	0.2%
0.444609439		6	0.6%
0.466073721		2	0.2%
0.478185994		5	0.5%
0.488983993		2	0.2%
0.492243531		4	0.4%
0.49616736		2	0.2%
0.501822482		2	0.2%
0.502891076		4	0.4%
0.503638547		2	0.2%
0.504711009		2	0.2%
0.514432337		2	0.2%
0.515527783		6	0.6%
0.521110109		1	0.1%
0.533637528		6	0.6%
0.53971972		1	0.1%
0.540869014		1	0.1%
0.543317459		7	0.7%
0.544474414		8	0.8%
0.547479027		5	0.5%
0.547648415		9	1.0%
0.548814592		12	1.3%
0.549460322		4	0.4%
0.555069767		8	0.8%
0.557078531		1	0.1%
0.561236146		5	0.5%
0.569017626		1	0.1%
0.588824212		2	0.2%
0.589006392		8	0.8%
0.590260638		5	0.5%
0.592749279		16	1.7%
0.597474271		15	1.6%
0.600964927		2	0.2%
0.600967686		11	1.2%
0.602244638		1	0.1%
0.60428405		4	0.4%
0.605758189		12	1.3%

# w4: 4th wave weight

Value	Label	Cases	Percentage
0.606470918		1	0.1%
0.606743016		1	0.1%
0.608035031		8	0.8%
0.619468571		1	0.1%
0.633456896		1	0.1%
0.642595057		13	1.4%
0.649919105		1	0.1%
0.65150457		3	0.3%
0.654251427		6	0.6%
0.655641598		1	0.1%
0.659466672		5	0.5%
0.661945386		2	0.2%
0.669025189		3	0.3%
0.671123189		5	0.5%
0.67243398		2	0.2%
0.691303554		4	0.4%
0.691774438		6	0.6%
0.699182762		3	0.3%
0.70067162		2	0.2%
0.709269076		10	1.1%
0.715851972		1	0.1%
0.723669292		1	0.1%
0.730119908		9	1.0%
0.730627144		6	0.6%
0.73844153		2	0.2%
0.740013987		5	0.5%
0.744016699		8	0.8%
0.746790506		5	0.5%
0.747021559		1	0.1%
0.74712556		1	0.1%
0.748612287		5	0.5%
0.762795436		4	0.4%
0.763031441		1	0.1%
0.763551183		12	1.3%
0.76465626		8	0.8%
0.769216025		1	0.1%
0.773371514		4	0.4%
0.79278712		1	0.1%
0.793096763		1	0.1%
0.805626024		6	0.6%
0.805875281		3	0.3%
0.807587627		1	0.1%
0.807591333		6	0.6%
0.813602093		1	0.1%
0.814986677		10	1.1%

# w4: 4th wave weight

Value	Label	Cases	Percentage
0.816795944		1	0.1%
0.818531495		1	0.1%
0.821213967		7	0.7%
0.824275577		2	0.2%
0.824645395		1	0.1%
0.826286382		3	0.3%
0.826401417		3	0.3%
0.832453161		6	0.6%
0.841941137		7	0.7%
0.843995036		7	0.7%
0.849796705		1	0.1%
0.879194996		6	0.6%
0.889215718		5	0.5%
0.891105148		2	0.2%
0.891380851		1	0.1%
0.891384942		5	0.5%
0.893278982		2	0.2%
0.899547608		4	0.4%
0.899672843		3	0.3%
0.899951198		4	0.4%
0.901867578		6	0.6%
0.903460227		1	0.1%
0.912146713		3	0.3%
0.940214539		6	0.6%
0.94361712		2	0.2%
0.963840362		13	1.4%
0.970418018		6	0.6%
0.972479989		2	0.2%
0.974583501		1	0.1%
0.981830078		5	0.5%
0.983563937		2	0.2%
0.985963322		2	0.2%
0.987589469		1	0.1%
0.993020594		4	0.4%
0.995443049		2	0.2%
1.011218801		3	0.3%
1.017959524		16	1.7%
1.025355159		14	1.5%
1.026074001		8	0.8%
1.037768793		1	0.1%
1.041524416		2	0.2%
1.048183279		3	0.3%
1.051423724		8	0.8%
1.063845971		7	0.7%
1.073382023		5	0.5%

# w4: 4th wave weight

Value	Label	Cases	Percentage
1.07570379		4	0.4%
1.077994422		9	1.0%
1.083702253		9	1.0%
1.084686944		1	0.1%
1.102789173		7	0.7%
1.103562302		4	0.4%
1.116140275		1	0.1%
1.123580399		12	1.3%
1.130826415		6	0.6%
1.131743385		9	1.0%
1.132536813		8	0.8%
1.134153349		3	0.3%
1.136793639		4	0.4%
1.159403712		4	0.4%
1.160516757		7	0.7%
1.173572899		2	0.2%
1.189844364		3	0.3%
1.217211754		6	0.6%
1.218065101		3	0.3%
1.219803717		2	0.2%
1.242795351		2	0.2%
1.248158069		9	1.0%
1.251830197		1	0.1%
1.254744437		8	0.8%
1.279700473		5	0.5%
1.282502629		1	0.1%
1.295339818		2	0.2%
1.324260797		1	0.1%
1.326474129		1	0.1%
1.327955465		1	0.1%
1.32938372		1	0.1%
1.346367428		2	0.2%
1.357874565		4	0.4%
1.383543959		5	0.5%
1.398638961		2	0.2%
1.399619501		3	0.3%
1.406093141		1	0.1%
1.415571818		2	0.2%
1.428614058		6	0.6%
1.429026308		2	0.2%
1.429615612		5	0.5%
1.434118554		4	0.4%
1.43419787		2	0.2%
1.445909813		5	0.5%
1.464935052		3	0.3%



# w4: 4th wave weight

Value	Label	Cases	Percentage
1.465740725		1	0.1%
1.467317171		1	0.1%
1.470441716		2	0.2%
1.479344617		2	0.2%
1.498764153		6	0.6%
1.501955662		2	0.2%
1.508830034		11	1.2%
1.527096938		1	0.1%
1.543758159		4	0.4%
1.54505551		3	0.3%
1.547045479		1	0.1%
1.547190434		8	0.8%
1.576843395		6	0.6%
1.577948868		3	0.3%
1.580201167		2	0.2%
1.582919023		2	0.2%
1.583006569		2	0.2%
1.586289733		3	0.3%
1.60081584		3	0.3%
1.601534059		1	0.1%
1.616932962		8	0.8%
1.623010984		1	0.1%
1.632837627		1	0.1%
1.657794736		2	0.2%
1.665382376		3	0.3%
1.666549921		2	0.2%
1.668921026		4	0.4%
1.668928686		1	0.1%
1.670091052		1	0.1%
1.677297571		1	0.1%
1.684967177		4	0.4%
1.686148452		2	0.2%
1.705366514		2	0.2%
1.707722953		11	1.2%
1.71135157		1	0.1%
1.721335752		4	0.4%
1.727805676		5	0.5%
1.750879095		3	0.3%
1.767705133		2	0.2%
1.771469332		1	0.1%
1.804780186		2	0.2%
1.846006583		2	0.2%
1.851329673		6	0.6%
1.859795057		7	0.7%
1.861098899		3	0.3%

# w4: 4th wave weight

Value	Label	Cases	Percentage
1.906117706		3	0.3%
1.90707837		5	0.5%
1.955272455		1	0.1%
2.017904724		1	0.1%
2.12727309		3	0.3%
2.128633243		1	0.1%
2.162361659		1	0.1%
2.294869241		3	0.3%
2.3479935		1	0.1%
2.392551883		1	0.1%
2.398314801		1	0.1%
2.538361142		1	0.1%
2.638908043		1	0.1%
3.311972118		1	0.1%
3.636424925		1	0.1%
Sysmiss		4895	

Warning: these figures indicate the number of cases found in the data file. They cannot be interpreted as summary statistics of the population of interest.

# w5: 5th wave weight

**Information** [Type= discrete] [Format=numeric] [Range= 0.319041565-4.268375505] [Missing=\*]

**Statistics [NW/ W]** [Valid=980 /-] [Invalid=4861 /-] [Mean=1 /-] [StdDev=0.505 /-]

Value	Label	Cases	Percentage
0.319041565		9	0.9%
0.326004476		4	0.4%
0.331099189		4	0.4%
0.338325251		1	0.1%
0.360150406		2	0.2%
0.366686455		4	0.4%
0.37468919		5	0.5%
0.379651697		4	0.4%
0.380544735		5	0.5%
0.387544823		4	0.4%
0.387937391		1	0.1%
0.38884992		2	0.2%
0.392317803		3	0.3%
0.396002781		3	0.3%
0.400879928		2	0.2%
0.407144775		5	0.5%
0.411743592		4	0.4%
0.41393439		1	0.1%
0.416030491		1	0.1%
0.420729675		7	0.7%
0.422968286		1	0.1%
0.436347956		6	0.6%
0.44163634		1	0.1%

# w5: 5th wave weight

Value	Label	Cases	Percentage
0.445419823		3	0.3%
0.445871016		4	0.4%
0.450905588		6	0.6%
0.452533728		1	0.1%
0.455140871		1	0.1%
0.46074636		2	0.2%
0.466848636		3	0.3%
0.467946784		7	0.7%
0.473232377		7	0.7%
0.476554625		2	0.2%
0.477037357		1	0.1%
0.478159471		3	0.3%
0.483560419		7	0.7%
0.486955174		1	0.1%
0.506311274		4	0.4%
0.509005246		1	0.1%
0.509456816		5	0.5%
0.517361246		1	0.1%
0.520575437		8	0.8%
0.528710855		5	0.5%
0.536566674		5	0.5%
0.536627802		2	0.2%
0.540249685		5	0.5%
0.540783464		1	0.1%
0.54170989		4	0.4%
0.547722132		3	0.3%
0.548276953		3	0.3%
0.553532418		2	0.2%
0.562182878		10	1.0%
0.57028147		2	0.2%
0.574452217		4	0.4%
0.575100862		4	0.4%
0.581922566		7	0.7%
0.582727556		1	0.1%
0.587652129		2	0.2%
0.594622713		5	0.5%
0.60624121		7	0.7%
0.618845232		11	1.1%
0.619472099		7	0.7%
0.620084152		1	0.1%
0.622607525		15	1.5%
0.626466895		5	0.5%
0.632351197		5	0.5%
0.6361956		11	1.1%
0.640139198		6	0.6%

# w5: 5th wave weight

Value	Label	Cases	Percentage
0.644621584		6	0.6%
0.646137899		4	0.4%
0.650143127		7	0.7%
0.655445915		6	0.6%
0.657486679		11	1.1%
0.658023551		3	0.3%
0.658690103		2	0.2%
0.659878408		1	0.1%
0.660239512		12	1.2%
0.664332151		8	0.8%
0.66975067		3	0.3%
0.671835973		10	1.0%
0.672384561		2	0.2%
0.677760813		1	0.1%
0.697464226		1	0.1%
0.699111339		5	0.5%
0.702831159		2	0.2%
0.714369069		7	0.7%
0.716566177		1	0.1%
0.718170071		2	0.2%
0.7408878		4	0.4%
0.745480356		2	0.2%
0.756291184		5	0.5%
0.757057278		7	0.7%
0.760979221		7	0.7%
0.761750064		4	0.4%
0.772796833		4	0.4%
0.777587184		3	0.3%
0.803514923		9	0.9%
0.805986207		3	0.3%
0.808495687		3	0.3%
0.821051205		10	1.0%
0.826140671		9	0.9%
0.865021445		10	1.0%
0.868601513		7	0.7%
0.883900073		11	1.1%
0.887558274		9	0.9%
0.897713433		3	0.3%
0.901428804		8	0.8%
0.91064555		2	0.2%
0.917305547		10	1.0%
0.921102003		10	1.0%
0.9305199		1	0.1%
0.968297382		1	0.1%
0.976480366		1	0.1%

# w5: 5th wave weight

Value	Label	Cases	Percentage
0.98052173		2	0.2%
0.98352658		5	0.5%
0.989429952		3	0.3%
1.020697265		4	0.4%
1.020704989		1	0.1%
1.028559234		1	0.1%
1.029354464		4	0.4%
1.033614658		9	0.9%
1.042973434		3	0.3%
1.050755197		3	0.3%
1.051819572		4	0.4%
1.055103962		3	0.3%
1.056172742		12	1.2%
1.068098562		2	0.2%
1.073687365		8	0.8%
1.078131039		5	0.5%
1.091409239		2	0.2%
1.106795382		1	0.1%
1.108465498		1	0.1%
1.110255012		1	0.1%
1.112900553		3	0.3%
1.116365626		4	0.4%
1.119799112		1	0.1%
1.120985933		11	1.1%
1.130404043		2	0.2%
1.132657162		4	0.4%
1.13718901		3	0.3%
1.139853699		6	0.6%
1.140729706		5	0.5%
1.144238126		5	0.5%
1.145450849		14	1.4%
1.155074504		2	0.2%
1.164730393		14	1.4%
1.17037269		5	0.5%
1.173125707		2	0.2%
1.175905029		1	0.1%
1.182932496		3	0.3%
1.185296105		8	0.8%
1.194705254		5	0.5%
1.195915445		2	0.2%
1.198728545		4	0.4%
1.205724183		2	0.2%
1.208749363		4	0.4%
1.211164556		9	0.9%
1.220779055		2	0.2%

# w5: 5th wave weight

Value	Label	Cases	Percentage
1.23009232		9	0.9%
1.256938424		9	0.9%
1.2693041		2	0.2%
1.27101129		4	0.4%
1.276057791		3	0.3%
1.29700598		6	0.6%
1.297436175		2	0.2%
1.298750429		1	0.1%
1.314807127		3	0.3%
1.325752022		3	0.3%
1.345153296		1	0.1%
1.356398156		4	0.4%
1.362305338		1	0.1%
1.367224381		2	0.2%
1.373119626		1	0.1%
1.374510544		5	0.5%
1.384598272		7	0.7%
1.386000817		4	0.4%
1.39203692		3	0.3%
1.403087224		2	0.2%
1.408533587		5	0.5%
1.410473514		7	0.7%
1.41379131		2	0.2%
1.414816385		6	0.6%
1.427567957		1	0.1%
1.439797881		6	0.6%
1.441256341		11	1.1%
1.444646546		1	0.1%
1.458858881		3	0.3%
1.471054268		9	0.9%
1.471220696		7	0.7%
1.4748236		7	0.7%
1.490697692		2	0.2%
1.503159237		10	1.0%
1.507010833		6	0.6%
1.529700607		5	0.5%
1.530562006		2	0.2%
1.537839811		2	0.2%
1.546211386		1	0.1%
1.552610697		6	0.6%
1.563085501		7	0.7%
1.563965699		2	0.2%
1.570529906		1	0.1%
1.579956619		2	0.2%
1.582255096		1	0.1%

# w5: 5th wave weight

Value	Label	Cases	Percentage
1.586495592		2	0.2%
1.604805877		2	0.2%
1.621110192		2	0.2%
1.628675858		1	0.1%
1.629885366		2	0.2%
1.654813788		2	0.2%
1.656490051		1	0.1%
1.66485617		1	0.1%
1.665456738		1	0.1%
1.667930459		1	0.1%
1.716812443		1	0.1%
1.755004186		4	0.4%
1.758037336		1	0.1%
1.758142368		1	0.1%
1.772894334		1	0.1%
1.776274219		1	0.1%
1.791491497		5	0.5%
1.793306209		4	0.4%
1.796405556		1	0.1%
1.796512881		2	0.2%
1.8115868		1	0.1%
1.830589836		3	0.3%
1.848399059		1	0.1%
1.892722596		1	0.1%
1.903354399		1	0.1%
1.935390523		3	0.3%
1.94938302		2	0.2%
1.950875787		1	0.1%
1.977629381		2	0.2%
1.993667636		2	0.2%
2.008535258		1	0.1%
2.020578347		1	0.1%
2.03746945		2	0.2%
2.064676384		2	0.2%
2.07110486		2	0.2%
2.081936126		2	0.2%
2.118696993		2	0.2%
2.164936417		1	0.1%
2.232449003		1	0.1%
2.252293819		1	0.1%
2.303067613		2	0.2%
2.402257612		1	0.1%
2.497745537		4	0.4%
2.552257491		2	0.2%
2.693756695		1	0.1%

# w5: 5th wave weight

Value	Label	Cases	Percentage
3.455723582		1	0.1%
3.459478236		2	0.2%
3.513888256		1	0.1%
3.966656447		1	0.1%
4.268375505		2	0.2%
Sysmiss		4861	

*Warning: these figures indicate the number of cases found in the data file. They cannot be interpreted as summary statistics of the population of interest.*

# w6: 6th wave weight

<b>Information</b>	[Type= discrete] [Format=numeric] [Range= 0.3430678-3.023731188] [Missing=*]
--------------------	--

<b>Statistics [NW/ W]</b>	[Valid=956 /-] [Invalid=4885 /-] [Mean=1 /-] [StdDev=0.455 /-]
---------------------------	--

Value	Label	Cases	Percentage
0.3430678		4	0.4%
0.37000405		2	0.2%
0.380382275		2	0.2%
0.387539928		2	0.2%
0.398410016		3	0.3%
0.406599983		4	0.4%
0.425870279		5	0.5%
0.426393373		3	0.3%
0.446601753		6	0.6%
0.448552928		1	0.1%
0.450056196		6	0.6%
0.455551006		2	0.2%
0.459307834		5	0.5%
0.461668166		2	0.2%
0.469811532		2	0.2%
0.472190937		4	0.4%
0.477141275		1	0.1%
0.481076154		2	0.2%
0.488267231		1	0.1%
0.489385243		3	0.3%
0.494569835		8	0.8%
0.495177311		2	0.2%
0.511408045		7	0.7%
0.512579044		6	0.6%
0.514604414		1	0.1%
0.51864562		9	0.9%
0.521338525		3	0.3%
0.529307225		7	0.7%
0.533401392		7	0.7%
0.538993445		1	0.1%
0.546046711		8	0.8%
0.551561668		2	0.2%
0.552824608		5	0.5%



# w6: 6th wave weight

Value	Label	Cases	Percentage
0.554393077		4	0.4%
0.556815186		2	0.2%
0.558681282		4	0.4%
0.565502313		3	0.3%
0.568330758		3	0.3%
0.573799834		1	0.1%
0.577702242		2	0.2%
0.579025038		7	0.7%
0.583204744		2	0.2%
0.58392109		1	0.1%
0.588920018		2	0.2%
0.592303586		4	0.4%
0.593031109		1	0.1%
0.595266082		4	0.4%
0.600994358		3	0.3%
0.606114892		3	0.3%
0.611595299		1	0.1%
0.614692782		7	0.7%
0.616831144		6	0.6%
0.621137075		10	1.0%
0.628995544		3	0.3%
0.634840947		2	0.2%
0.635620718		6	0.6%
0.637076134		7	0.7%
0.63862519		1	0.1%
0.638808789		4	0.4%
0.642003888		5	0.5%
0.643825376		12	1.3%
0.644701234		1	0.1%
0.647168238		5	0.5%
0.647386743		2	0.2%
0.65856833		4	0.4%
0.658805999		2	0.2%
0.665745165		5	0.5%
0.667269558		9	0.9%
0.669084331		2	0.2%
0.670184818		6	0.6%
0.672430858		2	0.2%
0.677839966		8	0.8%
0.678672552		3	0.3%
0.680640675		8	0.8%
0.684686006		5	0.5%
0.696344925		1	0.1%
0.701947387		1	0.1%
0.710837387		10	1.0%

# w6: 6th wave weight

Value	Label	Cases	Percentage
0.712291553		2	0.2%
0.712898787		8	0.8%
0.717135841		5	0.5%
0.724855665		4	0.4%
0.729522125		4	0.4%
0.731061128		3	0.3%
0.736164467		6	0.6%
0.739846506		9	0.9%
0.746049719		1	0.1%
0.757061363		2	0.2%
0.759209291		1	0.1%
0.764096912		6	0.6%
0.765708854		3	0.3%
0.768872621		3	0.3%
0.77105406		9	0.9%
0.774910603		6	0.6%
0.778934085		15	1.6%
0.78903346		7	0.7%
0.792941338		3	0.3%
0.80048341		15	1.6%
0.805312375		9	0.9%
0.81585069		8	0.8%
0.824090609		5	0.5%
0.826428712		2	0.2%
0.838421318		8	0.8%
0.839264721		1	0.1%
0.842476239		6	0.6%
0.849696813		1	0.1%
0.857316748		2	0.2%
0.862595388		3	0.3%
0.86289422		1	0.1%
0.863147351		3	0.3%
0.872438959		8	0.8%
0.879907878		3	0.3%
0.882404344		7	0.7%
0.886050276		7	0.7%
0.903477016		1	0.1%
0.904250657		2	0.2%
0.91378711		6	0.6%
0.921610009		4	0.4%
0.924942778		20	2.1%
0.928043518		2	0.2%
0.929613938		14	1.5%
0.947106483		2	0.2%
0.949683591		3	0.3%

# w6: 6th wave weight

Value	Label	Cases	Percentage
0.952981719		1	0.1%
0.968779282		9	0.9%
0.973671826		8	0.8%
0.994692654		5	0.5%
0.999901549		1	0.1%
1.001745553		6	0.6%
1.014007517		8	0.8%
1.042060182		6	0.6%
1.049222028		3	0.3%
1.050120469		2	0.2%
1.062065133		7	0.7%
1.070790495		1	0.1%
1.074150555		8	0.8%
1.07721479		2	0.2%
1.091447318		1	0.1%
1.096215784		3	0.3%
1.099889613		5	0.5%
1.103008617		1	0.1%
1.113318344		6	0.6%
1.121539269		2	0.2%
1.125058574		8	0.8%
1.148169557		3	0.3%
1.148185985		4	0.4%
1.160799211		2	0.2%
1.166082672		4	0.4%
1.18127455		1	0.1%
1.183317866		7	0.7%
1.189612245		1	0.1%
1.193273329		4	0.4%
1.199704151		2	0.2%
1.202602821		2	0.2%
1.210160833		1	0.1%
1.216854927		1	0.1%
1.238319033		1	0.1%
1.239399733		1	0.1%
1.243525796		2	0.2%
1.244700426		1	0.1%
1.249827023		8	0.8%
1.256562625		2	0.2%
1.257638611		3	0.3%
1.266655699		5	0.5%
1.267514889		10	1.0%
1.274096065		16	1.7%
1.274526241		1	0.1%
1.28586309		2	0.2%

# w6: 6th wave weight

Value	Label	Cases	Percentage
1.286417369		8	0.8%
1.288807401		2	0.2%
1.302461143		6	0.6%
1.303691443		2	0.2%
1.317242817		1	0.1%
1.326687258		2	0.2%
1.334480251		13	1.4%
1.34680496		1	0.1%
1.347385508		3	0.3%
1.347958219		1	0.1%
1.349888813		2	0.2%
1.372957112		3	0.3%
1.374205596		3	0.3%
1.378803777		10	1.0%
1.396601517		1	0.1%
1.40230594		1	0.1%
1.41184301		2	0.2%
1.427041217		2	0.2%
1.438026693		3	0.3%
1.439258065		2	0.2%
1.439334348		5	0.5%
1.440968476		2	0.2%
1.444150454		5	0.5%
1.466385721		1	0.1%
1.468766473		1	0.1%
1.472192853		13	1.4%
1.489263471		1	0.1%
1.494674047		1	0.1%
1.496712248		2	0.2%
1.496728813		1	0.1%
1.509261371		2	0.2%
1.517993135		2	0.2%
1.540429715		1	0.1%
1.541965588		3	0.3%
1.553389624		1	0.1%
1.559845247		3	0.3%
1.567647049		2	0.2%
1.572374373		1	0.1%
1.592397158		2	0.2%
1.59621764		5	0.5%
1.5969057		1	0.1%
1.60958925		1	0.1%
1.613436451		5	0.5%
1.620485454		3	0.3%
1.627010578		3	0.3%

# w6: 6th wave weight

Value	Label	Cases	Percentage
1.645767383		4	0.4%
1.65860374		1	0.1%
1.671868375		2	0.2%
1.704332582		5	0.5%
1.711590392		3	0.3%
1.723766466		6	0.6%
1.738174645		2	0.2%
1.763961167		3	0.3%
1.785107289		3	0.3%
1.788925187		3	0.3%
1.792483022		2	0.2%
1.830550162		1	0.1%
1.847561895		5	0.5%
1.873709055		6	0.6%
1.877435508		1	0.1%
1.878388227		1	0.1%
1.883437706		5	0.5%
1.917306793		3	0.3%
1.972700875		6	0.6%
1.982209017		1	0.1%
1.992624736		1	0.1%
2.01226696		1	0.1%
2.04968364		1	0.1%
2.108091646		1	0.1%
2.1095295		1	0.1%
2.142441228		3	0.3%
2.148561736		1	0.1%
2.157711272		1	0.1%
2.17121003		1	0.1%
2.209508007		1	0.1%
2.243979545		4	0.4%
2.296304548		4	0.4%
2.405135024		2	0.2%
2.448159891		1	0.1%
2.495186057		1	0.1%
2.564187361		2	0.2%
2.568039522		3	0.3%
2.971320068		1	0.1%
3.023731188		1	0.1%
Sysmiss		4885	

Warning: these figures indicate the number of cases found in the data file. They cannot be interpreted as summary statistics of the population of interest.

# w: combined wave weight

<b>Information</b>	[Type= continuous] [Format=numeric] [Range= 0.382610375-4.503049147] [Missing=*]
<b>Statistics [NW/ W]</b>	[Valid=5841 /-] [Invalid=0 /-] [Mean=1 /-] [StdDev=0.44 /-]

## File : TEDS2016-TPE

### # id\_all: identified number

**Information** [Type= continuous] [Format=numeric] [Range= 1650023584004-8959893636098] [Missing=\*]

**Statistics [NW/ W]** [Valid=5841 /-] [Invalid=0 /-] [Mean=4866680363859.48 /-] [StdDev=1971308025456.59 /-]

### # date: day

**Information** [Type= continuous] [Format=numeric] [Range= 151202-160114] [Missing=\*]

**Statistics [NW/ W]** [Valid=5841 /-] [Invalid=0 /-] [Mean=153741.488 /-] [StdDev=4010.519 /-]

### # btime: start time

**Information** [Type= continuous] [Format=numeric] [Range= 180634-223741] [Missing=\*]

**Statistics [NW/ W]** [Valid=5841 /-] [Invalid=0 /-] [Mean=199604 /-] [StdDev=10745.757 /-]

### # etime: ending time

**Information** [Type= continuous] [Format=numeric] [Range= 181528-224741] [Missing=\*]

**Statistics [NW/ W]** [Valid=5841 /-] [Invalid=0 /-] [Mean=201404.489 /-] [StdDev=10821.014 /-]

### # q1: 1.Please tell me where your household is registered?

**Information** [Type= discrete] [Format=numeric] [Range= 2-98] [Missing=\*]

**Statistics [NW/ W]** [Valid=5841 /-] [Invalid=0 /-]

Value	Label	Cases	Percentage
2	Yi Lan County	123	2.1%
4	Hsinchu County	93	1.6%
5	Miao Li County	156	2.7%
7	Changhua County	456	7.8%
8	Nantou County	164	2.8%
9	Yunlin County	237	4.1%
10	Chiayi County	136	2.3%
13	Pingtung County	224	3.8%
14	Taitung County	32	0.5%
15	Hualien County	77	1.3%
16	Peng Hu County	16	0.3%
17	Keelung City	100	1.7%
18	Hsinchu City	70	1.2%
20	Chiayi City	76	1.3%
28	Kinmen County	15	0.3%
30	Lienchiang County	1	0.0%
63	Taipei City	587	10.0%
64	Kaoshiung City	646	11.1%
65	New Taipei City	990	16.9%
66	Taichung City	631	10.8%
67	Tainan City	544	9.3%
68	Taoyuan City	467	8.0%
95	Refuse to answer	0	
98	Don't know	0	

*Warning: these figures indicate the number of cases found in the data file. They cannot be interpreted as summary statistics of the population of interest.*

## File : TEDS2016-TPE

### # q2: 1.Where your household is registered? Which township or city in Yi Lan County?

**Information** [Type= discrete] [Format=numeric] [Range= 1-99] [Missing=\*]

**Statistics [NW/ W]** [Valid=5841 /-] [Invalid=0 /-]

Value	Label	Cases	Percentage
1	Yilan City	35	0.6%
2	Luodong Township	21	0.4%
3	Suao Township	3	0.1%
4	Toucheng Township	11	0.2%
5	Jiaoxi Township	12	0.2%
6	Zhuangwei Township	3	0.1%
7	Yuanshan Township	6	0.1%
8	Dongshan Township	16	0.3%
9	Wujie Township	10	0.2%
10	Sanxing Township	4	0.1%
11	Datong Township	0	
12	Nanao Township	0	
95	Refuse to answer	0	
98	Don't know	2	0.0%
99	Skipped	5718	97.9%

*Warning: these figures indicate the number of cases found in the data file. They cannot be interpreted as summary statistics of the population of interest.*

### # q3: 1.Where your household is registered? Which township or city in Hsinchu County?

**Information** [Type= discrete] [Format=numeric] [Range= 1-99] [Missing=\*]

**Statistics [NW/ W]** [Valid=5841 /-] [Invalid=0 /-]

Value	Label	Cases	Percentage
1	Zhubei City	24	0.4%
2	Zhudong Township	14	0.2%
3	Xinpu Township	7	0.1%
4	Guanxi Township	7	0.1%
5	Hukou Township	16	0.3%
6	Xinfeng Township	9	0.2%
7	Qionglin Township	4	0.1%
8	Hengshan Township	4	0.1%
9	Beipu Township	2	0.0%
10	Baoshan Township	2	0.0%
11	Emei Township	1	0.0%
12	Jianshi Township	1	0.0%
13	Wufeng Township	0	
95	Refuse to answer	2	0.0%
98	Don't know	0	
99	Skipped	5748	98.4%

*Warning: these figures indicate the number of cases found in the data file. They cannot be interpreted as summary statistics of the population of interest.*

### # q4: 1.Where your household is registered? Which township or city in Miaoli County?

**Information** [Type= discrete] [Format=numeric] [Range= 1-99] [Missing=\*]

**Statistics [NW/ W]** [Valid=5841 /-] [Invalid=0 /-]

## File : TEDS2016-TPE

### # q4: 1.Where your household is registered? Which township or city in Miaoli County?

Value	Label	Cases	Percentage
1	Miaoli City	31	0.5%
2	Yuanli Township	21	0.4%
3	Tongxiao Township	15	0.3%
4	Zhunan Township	16	0.3%
5	Toufen City	20	0.3%
6	Houlong Township	9	0.2%
7	Zhuolan Township	4	0.1%
8	Dahu Township	5	0.1%
9	Gongguan Township	6	0.1%
10	Tongluo Township	6	0.1%
11	Nanzhuang Township	3	0.1%
12	Touwu Township	2	0.0%
13	Sanyi Township	4	0.1%
14	Xihu Township	1	0.0%
15	Zaoqiao Township	6	0.1%
16	Sanwan Township	3	0.1%
17	Shitan Township	0	
18	Taian Township	3	0.1%
19	1st District	1	0.0%
20	2nd District	0	
99	Skipped	5685	97.3%

Warning: these figures indicate the number of cases found in the data file. They cannot be interpreted as summary statistics of the population of interest.

### # q5: 1.Where your household is registered? Which township or city in Changhua County?

Value	Label	Cases	Percentage
1	Changhua City	69	1.2%
2	Lugang Township	40	0.7%
3	Hemei Township	36	0.6%
4	Xianxi Township	6	0.1%
5	Shengang Township	18	0.3%
6	Fuxing Township	19	0.3%
7	Xiushui Township	24	0.4%
8	Huatan Township	15	0.3%
9	Fenyuan Township	7	0.1%
10	Yuanlin City	44	0.8%
11	Xihu Township	15	0.3%
12	Tianzhong Township	11	0.2%
13	Dacun Township	15	0.3%
14	Puyan Township	13	0.2%
15	Puxin Township	7	0.1%
16	Yongjing Township	9	0.2%



## File : TEDS2016-TPE

### # q5: 1.Where your household is registered? Which township or city in Changhua County?

Value	Label	Cases	Percentage
17	Shetou Township	13	0.2%
18	Ershui Township	6	0.1%
19	Beidou Township	10	0.2%
20	Erlin Township	22	0.4%
21	Tianwei Township	11	0.2%
22	Pitou Township	12	0.2%
23	Fangyuan Township	5	0.1%
24	Dacheng Township	5	0.1%
25	Zhutang Township	5	0.1%
26	Xizhou Township	15	0.3%
27	1st district	3	0.1%
28	2nd District	0	
29	3rd District	1	0.0%
30	4th District	0	
99	Skipped	5385	92.2%

Warning: these figures indicate the number of cases found in the data file. They cannot be interpreted as summary statistics of the population of interest.

### # q6: 1.Where your household is registered? Which township or city in Nantou County?

<b>Information</b>	[Type= discrete] [Format=numeric] [Range= 1-99] [Missing=*]
<b>Statistics [NW/ W]</b>	[Valid=5841 /-] [Invalid=0 /-]

Value	Label	Cases	Percentage
1	Nantou City	47	0.8%
2	Puli Township	28	0.5%
3	Caotun Township	30	0.5%
4	Zhushan Township	21	0.4%
5	Jiji Township	4	0.1%
6	Mingjian Township	10	0.2%
7	Lugu Township	7	0.1%
8	Zhongliao Township	7	0.1%
9	Yuchi Township	4	0.1%
10	Guoxing Township	0	
11	Shuili Township	4	0.1%
12	Xinyi Township	1	0.0%
13	Renai Township	0	
14	1st District	0	
15	2nd District	1	0.0%
99	Skipped	5677	97.2%

Warning: these figures indicate the number of cases found in the data file. They cannot be interpreted as summary statistics of the population of interest.

### # q7: 1.Where your household is registered? Which township or city in Yunlin County?

<b>Information</b>	[Type= discrete] [Format=numeric] [Range= 1-99] [Missing=*]
<b>Statistics [NW/ W]</b>	[Valid=5841 /-] [Invalid=0 /-]

Value	Label	Cases	Percentage
1	Douliu City	41	0.7%

## File : TEDS2016-TPE

### # q7: 1.Where your household is registered? Which township or city in Yunlin County?

Value	Label	Cases	Percentage
2	Dounan Township	19	0.3%
3	Huwei Township	34	0.6%
4	Xiluo Township	15	0.3%
5	Tuku Township	9	0.2%
6	Beigang Township	13	0.2%
7	Gukeng Township	8	0.1%
8	Dapi Township	9	0.2%
9	Citong Township	6	0.1%
10	Linnei Township	6	0.1%
11	Erlun Township	17	0.3%
12	Lunbei Township	5	0.1%
13	Mailiao Township	10	0.2%
14	Dongshi Township	4	0.1%
15	Baozhong Township	3	0.1%
16	Taixi Township	3	0.1%
17	Yuanchang Township	12	0.2%
18	Sihu Township	4	0.1%
19	Kouhu Township	5	0.1%
20	Shuilin Township	12	0.2%
21	1st District	2	0.0%
22	2nd District	0	
99	Skipped	5604	95.9%

Warning: these figures indicate the number of cases found in the data file. They cannot be interpreted as summary statistics of the population of interest.

### # q8: 1.Where your household is registered? Which township or city in Chiayi County?

Value	Label	Cases	Percentage
1	Taibao City	5	0.1%
2	Puzi City	12	0.2%
3	Budai Township	11	0.2%
4	Dalin Township	5	0.1%
5	Minxiong Township	23	0.4%
6	Xikou Township	5	0.1%
7	Xingang Township	9	0.2%
8	Liujiiao Township	9	0.2%
9	Dongshi Township	6	0.1%
10	Yizhu Township	6	0.1%
11	Lucao Township	5	0.1%
12	Shuishang Township	13	0.2%
13	Zhongpu Township	15	0.3%
14	Zhuqi Township	5	0.1%
15	Meishan Township	4	0.1%
16	Fanlu Township	2	0.0%

## File : TEDS2016-TPE

### # q8: 1.Where your household is registered? Which township or city in Chiayi County?

Value	Label	Cases	Percentage
17	Dapu Township	1	0.0%
18	Alishan Township	0	
19	1st District	0	
20	2nd District	0	
99	Skipped	5705	97.7%

Warning: these figures indicate the number of cases found in the data file. They cannot be interpreted as summary statistics of the population of interest.

### # q9: 1.Where your household is registered? Which township or city in Pingtung County?

<b>Information</b>	[Type= discrete] [Format=numeric] [Range= 1-99] [Missing=*]
<b>Statistics [NW/ W]</b>	[Valid=5841 /-] [Invalid=0 /-]

Value	Label	Cases	Percentage
1	Pingtung City	55	0.9%
2	Chaozhou Township	24	0.4%
3	Donggang Township	28	0.5%
4	Hengchun Township	5	0.1%
5	Wandan Township	5	0.1%
6	Changzhi Township	13	0.2%
7	Linluo Township	5	0.1%
8	Jiuru Township	6	0.1%
9	Ligang Township	13	0.2%
10	Yanpu Township	3	0.1%
11	Gaoshu Township	4	0.1%
12	Wanluan Township	3	0.1%
13	Neipu Township	14	0.2%
14	Zhutian Township	1	0.0%
15	Xinpi Township	2	0.0%
16	Fangliao Township	8	0.1%
17	Xinyuan Township	14	0.2%
18	Kanding Township	4	0.1%
19	Linbian Township	7	0.1%
20	Nanzhou Township	1	0.0%
21	Jiadong Township	3	0.1%
22	Liuqiu Township	0	
23	Checheng Townshi	0	
24	Manzhou Townshi	0	
25	Fangshan Township	1	0.0%
26	Sandimen Township	2	0.0%
27	Wutai Township	0	
28	Majia Township	0	
29	Taiwu Townshi	0	
30	Laiyi Township	0	
31	Chunri Townshi	0	
32	Shizi Township	0	
33	Mudan Township	0	

## File : TEDS2016-TPE

### # q9: 1.Where your household is registered? Which township or city in Pingtung County?

Value	Label	Cases	Percentage
34	1st District	0	
35	2nd District	0	
36	3rd District	3	0.1%
99	Skipped	5617	96.2%

Warning: these figures indicate the number of cases found in the data file. They cannot be interpreted as summary statistics of the population of interest.

### # q10: 1.Where your household is registered? Which township or city in Taitung County?

<b>Information</b>	[Type= discrete] [Format=numeric] [Range= 1-99] [Missing=*]
<b>Statistics [NW/ W]</b>	[Valid=5841 /-] [Invalid=0 /-]

Value	Label	Cases	Percentage
1	Taitung City	16	0.3%
2	Chenggong Township	2	0.0%
3	Guanshan Township	2	0.0%
4	Beinan Township	1	0.0%
5	Luye Township	1	0.0%
6	Chishang Township	0	
7	Donghe Township	1	0.0%
8	Changbin Township	3	0.1%
9	Taimali Township	2	0.0%
10	Dawu Township	0	
11	Lyudao Township	3	0.1%
12	Haiduan Township	0	
13	Yanping Townshi	0	
14	Jinfeng Township	0	
15	Daren Township	0	
16	Lanyu Township	1	0.0%
95	Refuse to answer	0	
98	Don't know	0	
99	Skipped	5809	99.5%

Warning: these figures indicate the number of cases found in the data file. They cannot be interpreted as summary statistics of the population of interest.

### # q11: 1.Where your household is registered? Which township or city in Hualien County?

<b>Information</b>	[Type= discrete] [Format=numeric] [Range= 1-99] [Missing=*]
<b>Statistics [NW/ W]</b>	[Valid=5841 /-] [Invalid=0 /-]

Value	Label	Cases	Percentage
1	Hualien City	32	0.5%
2	Fenglin Township	2	0.0%
3	Yuli Township	4	0.1%
4	Xincheng Townshi	2	0.0%
5	Jian Township	28	0.5%
6	Shoufeng Township	1	0.0%
7	Guangfu Township	4	0.1%
8	Fengbin Township	0	
9	Ruisui Township	2	0.0%

## File : TEDS2016-TPE

### # q11: 1.Where your household is registered? Which township or city in Hualien County?

Value	Label	Cases	Percentage
10	Fuli Township	1	0.0%
11	Xiulin Townshi	1	0.0%
12	Wanrong Township	0	
13	Zhuoxi Township	0	
95	Refuse to answer	0	
98	Don't know	0	
99	Skipped	5764	98.7%

Warning: these figures indicate the number of cases found in the data file. They cannot be interpreted as summary statistics of the population of interest.

### # q12: 1.Where your household is registered? Which township or city in Penghu County?

Value	Label	Cases	Percentage
1	Magong City	13	0.2%
2	Huxi Township	2	0.0%
3	Baisha Township	0	
4	Xiyu Township	0	
5	Wang'an Township	1	0.0%
6	Qimei Township	0	
95	Refuse to answer	0	
98	Don't know	0	
99	Skipped	5825	99.7%

Warning: these figures indicate the number of cases found in the data file. They cannot be interpreted as summary statistics of the population of interest.

### # q13: 1.Where your household is registered? Which district in Keelung City?

Value	Label	Cases	Percentage
1	Zhongzheng District	7	0.1%
2	Qidu District	12	0.2%
3	Nuannuan District	13	0.2%
4	Ren'ai District	12	0.2%
5	Zhongshan District	6	0.1%
6	Anle District	26	0.4%
7	Xinyi District	24	0.4%
95	Refuse to answer	0	
98	Don't know	0	
99	Skipped	5741	98.3%

Warning: these figures indicate the number of cases found in the data file. They cannot be interpreted as summary statistics of the population of interest.

### # q14: 1.Where your household is registered? Which district in Hsinchu City?

Value	Label	Cases	Percentage
1	Zhongzheng District	7	0.1%
2	Qidu District	12	0.2%
3	Nuannuan District	13	0.2%
4	Ren'ai District	12	0.2%
5	Zhongshan District	6	0.1%
6	Anle District	26	0.4%
7	Xinyi District	24	0.4%
95	Refuse to answer	0	
98	Don't know	0	
99	Skipped	5741	98.3%

Warning: these figures indicate the number of cases found in the data file. They cannot be interpreted as summary statistics of the population of interest.

## File : TEDS2016-TPE

### # q14: 1.Where your household is registered? Which district in Hsinchu City?

Value	Label	Cases	Percentage
1	East District	26	0.4%
2	North District	31	0.5%
3	Xiangshan District	12	0.2%
95	Refuse to answer	1	0.0%
98	Don't know	0	
99	Skipped	5771	98.8%

Warning: these figures indicate the number of cases found in the data file. They cannot be interpreted as summary statistics of the population of interest.

### # q15: 1.Where your household is registered? Which district in Chiayi City?

<b>Information</b>	[Type= discrete] [Format=numeric] [Range= 1-99] [Missing=*]
<b>Statistics [NW/ W]</b>	[Valid=5841 /-] [Invalid=0 /-]

Value	Label	Cases	Percentage
1	East District	38	0.7%
2	West District	36	0.6%
95	Refuse to answer	1	0.0%
98	Don't know	1	0.0%
99	Skipped	5765	98.7%

Warning: these figures indicate the number of cases found in the data file. They cannot be interpreted as summary statistics of the population of interest.

### # q16: 1.Where your household is registered? Which district in Taipei City?

<b>Information</b>	[Type= discrete] [Format=numeric] [Range= 1-99] [Missing=*]
<b>Statistics [NW/ W]</b>	[Valid=5841 /-] [Invalid=0 /-]

Value	Label	Cases	Percentage
1	Songshan District	29	0.5%
2	Xinyi District	45	0.8%
3	Daan District	49	0.8%
4	Zhongshan District	41	0.7%
5	Zhongzheng District	32	0.5%
6	Datong District	19	0.3%
7	Wanhua District	43	0.7%
8	Wenshan District	83	1.4%
9	Nangang District	23	0.4%
10	Neihu District	79	1.4%
11	Shilin District	60	1.0%
12	Beitou District	75	1.3%
13	1st District	1	0.0%
14	2nd District	1	0.0%
15	3rd District	2	0.0%
16	4th District	1	0.0%
17	5th District	1	0.0%
18	6th District	1	0.0%
19	7th District	2	0.0%
20	8th District	0	
99	Skipped	5254	90.0%

## File : TEDS2016-TPE

### # q16: 1.Where your household is registered? Which district in Taipei City?

*Warning: these figures indicate the number of cases found in the data file. They cannot be interpreted as summary statistics of the population of interest.*

### # q17: 1.Where your household is registered? Which district in Kaohsiung City?

**Information** [Type= discrete] [Format=numeric] [Range= 1-99] [Missing=\*]

**Statistics [NW/ W]** [Valid=5841 /-] [Invalid=0 /-]

Value	Label	Cases	Percentage
1	Yancheng District	6	0.1%
2	Gushan District	27	0.5%
3	Zuoying District	43	0.7%
4	Nanzi District	54	0.9%
5	Sanmin District	78	1.3%
6	Xinxing District	4	0.1%
7	Qianjin District	9	0.2%
8	Lingya District	49	0.8%
9	Qianzhen District	41	0.7%
10	Qijin District	2	0.0%
11	Xiaogang District	37	0.6%
12	Fengshan District	80	1.4%
13	Linyuan District	9	0.2%
14	Daliao District	21	0.4%
15	Dashu District	15	0.3%
16	Dashe District	5	0.1%
17	Renwu District	21	0.4%
18	Niaosong District	5	0.1%
19	Gangshan District	26	0.4%
20	Qiaotou District	15	0.3%
21	Yanchao District	5	0.1%
22	Tianliao District	2	0.0%
23	Alian District	9	0.2%
24	Luzhu District	16	0.3%
25	Hunei District	15	0.3%
26	Qieding District	3	0.1%
27	Yongan District	2	0.0%
28	Mituo District	7	0.1%
29	Ziguan District	8	0.1%
30	Qishan District	8	0.1%
31	Meinong District	13	0.2%
32	Liugui District	1	0.0%
33	Jiaxian District	0	
34	Shanlin District	1	0.0%
35	Neimen District	0	
36	Maolin District	0	
37	Taoyuan District	0	
38	Namaxia District	1	0.0%
39	1st District	1	0.0%

## File : TEDS2016-TPE

### # q17: 1.Where your household is registered? Which district in Kaohsiung City?

Value	Label	Cases	Percentage
40	2nd District	2	0.0%
41	3rd District	0	
42	4th District	0	
43	5th District	0	
44	6th District	1	0.0%
45	7th District	1	0.0%
46	8th District	2	0.0%
47	9th District	1	0.0%
99	Skipped	5195	88.9%

Warning: these figures indicate the number of cases found in the data file. They cannot be interpreted as summary statistics of the population of interest.

### # q18: 1.Where your household is registered? Which district in New Taipei City?

Information	[Type= discrete] [Format=numeric] [Range= 1-99] [Missing=*]
Statistics [NW/ W]	[Valid=5841 /-] [Invalid=0 /-]

Value	Label	Cases	Percentage
1	Banqiao District	179	3.1%
2	Sanchong District	95	1.6%
3	Zhonghe District	101	1.7%
4	Yonghe District	63	1.1%
5	Xinzhuang District	112	1.9%
6	Xindian District	60	1.0%
7	Shulin District	56	1.0%
8	Yingge District	27	0.5%
9	Sanxia District	23	0.4%
10	Danshui District	33	0.6%
11	Xizhi District	37	0.6%
12	Ruifang District	2	0.0%
13	Tucheng District	64	1.1%
14	Luzhou District	55	0.9%
15	Wugu District	16	0.3%
16	Taishan District	19	0.3%
17	Linkou District	14	0.2%
18	Shenkeng District	7	0.1%
19	Shiding District	0	
20	Pinglin District	1	0.0%
21	Sanzhi District	8	0.1%
22	Shimen District	3	0.1%
23	Bali District	6	0.1%
24	Pingxi District	0	
25	Shuangxi District	1	0.0%
26	Gongliao District	1	0.0%
27	Jinshan District	3	0.1%
28	Wanli District	3	0.1%
29	Wulai District	1	0.0%



## File : TEDS2016-TPE

### # q18: 1.Where your household is registered? Which district in New Taipei City?

Value	Label	Cases	Percentage
30	1st District	0	
31	2nd District	0	
32	3rd District	0	
33	4th District	0	
34	5th District	0	
35	6th District	0	
36	7th District	0	
37	8th District	0	
38	9th District	0	
39	10th District	0	
40	11th District	0	
41	12th District	0	
99	Skipped	4851	83.1%

Warning: these figures indicate the number of cases found in the data file. They cannot be interpreted as summary statistics of the population of interest.

### # q19: 1.Where your household is registered? Which district in Taichung City?

<b>Information</b>	[Type= discrete] [Format=numeric] [Range= 1-99] [Missing=*]
<b>Statistics [NW/ W]</b>	[Valid=5841 /-] [Invalid=0 /-]

Value	Label	Cases	Percentage
1	Central District	2	0.0%
2	East District	12	0.2%
3	South District	28	0.5%
4	West District	21	0.4%
5	North District	35	0.6%
6	Xitun District	34	0.6%
7	Nantun District	32	0.5%
8	Beitun District	45	0.8%
9	Fengyuan District	52	0.9%
10	Dongshi District	11	0.2%
11	Dajia District	34	0.6%
12	Qingshui District	18	0.3%
13	Shalu District	25	0.4%
14	Wuqi District	10	0.2%
15	Houli District	18	0.3%
16	Shengang District	12	0.2%
17	Tanzi District	36	0.6%
18	Daya District	24	0.4%
19	Xinshe District	10	0.2%
20	Shigang District	3	0.1%
21	Waipu District	12	0.2%
22	Daan District	1	0.0%
23	Wuri District	12	0.2%
24	Dadu District	12	0.2%
25	Longjing District	20	0.3%

## File : TEDS2016-TPE

### # q19: 1.Where your household is registered? Which district in Taichung City?

Value	Label	Cases	Percentage
26	Wufeng District	19	0.3%
27	Taiping District	38	0.7%
28	Dali District	47	0.8%
29	Heping District	0	
30	1st District	0	
31	2nd District	2	0.0%
32	3rd District	0	
33	4th District	2	0.0%
34	5th District	0	
35	6th District	1	0.0%
36	7th District	3	0.1%
37	8th District	0	
99	Skipped	5210	89.2%

Warning: these figures indicate the number of cases found in the data file. They cannot be interpreted as summary statistics of the population of interest.

### # q20: 1.Where your household is registered? Which district in Tainan City?

<b>Information</b>	[Type= discrete] [Format=numeric] [Range= 1-99] [Missing=*]
<b>Statistics [NW/ W]</b>	[Valid=5841 /-] [Invalid=0 /-]

Value	Label	Cases	Percentage
1	Xinying District	26	0.4%
2	Yanshui District	8	0.1%
3	Baihe District	7	0.1%
4	Liuying District	5	0.1%
5	Houbi District	6	0.1%
6	Dongshan District	5	0.1%
7	Madou District	22	0.4%
8	Xiaying District	9	0.2%
9	Liuji District	11	0.2%
10	Guantian District	3	0.1%
11	Danei District	0	
12	Jiali District	19	0.3%
13	Xuejia District	11	0.2%
14	Sigang District	10	0.2%
15	Qigu District	2	0.0%
16	Jiangjun District	8	0.1%
17	Beimen District	0	
18	Xinhua District	16	0.3%
19	Shanhua District	15	0.3%
20	Xinshi District	14	0.2%
21	Anding District	10	0.2%
22	Shanshang District	0	
23	Yujing District	9	0.2%
24	Nanxi District	1	0.0%
25	Nanhua District	2	0.0%

## File : TEDS2016-TPE

### # q20: 1.Where your household is registered? Which district in Tainan City?

Value	Label	Cases	Percentage
26	Zuozhen District	1	0.0%
27	Rende District	24	0.4%
28	Guiren District	13	0.2%
29	Guanmiao District	7	0.1%
30	Longqi District	0	
31	Yongkang District	69	1.2%
32	East District	47	0.8%
33	South District	36	0.6%
34	North District	36	0.6%
35	Annan District	49	0.8%
36	Anping District	15	0.3%
37	West Central District	20	0.3%
38	1st District	3	0.1%
39	2nd District	3	0.1%
40	3rd District	0	
41	4th District	1	0.0%
42	5th District	1	0.0%
99	Skipped	5297	90.7%

Warning: these figures indicate the number of cases found in the data file. They cannot be interpreted as summary statistics of the population of interest.

### # q21: 1.Where your household is registered? Which district in Taoyuan City?

Value	Label	Cases	Percentage
1	Taoyuan District	77	1.3%
2	Zhongli District	89	1.5%
3	Daxi District	29	0.5%
4	Yangmei District	39	0.7%
5	Luzhu District	22	0.4%
6	Dayuan District	13	0.2%
7	Guishan District	30	0.5%
8	Bade District	61	1.0%
9	Longtan District	29	0.5%
10	Pingzhen District	46	0.8%
11	Xinwu District	12	0.2%
12	Guanyin District	18	0.3%
13	Fuxing District	0	
14	1st district	0	
15	2nd District	0	
16	3rd District	0	
17	4th District	1	0.0%
18	5th District	0	
19	6th District	1	0.0%
99	Skipped	5374	92.0%

## File : TEDS2016-TPE

### # q21: 1.Where your household is registered? Which district in Taoyuan City?

*Warning: these figures indicate the number of cases found in the data file. They cannot be interpreted as summary statistics of the population of interest.*

### # q22: 1.Where your household is registered? Which township or city in Kinmen County?

**Information** [Type= discrete] [Format=numeric] [Range= 1-99] [Missing=\*]

**Statistics [NW/ W]** [Valid=5841 /-] [Invalid=0 /-]

Value	Label	Cases	Percentage
1	Jincheng Township	6	0.1%
2	Jinsha Township	3	0.1%
3	Jinhu Township	4	0.1%
4	Jinning Township	1	0.0%
5	Lieyu Township	0	
6	Wuqiu Township	0	
95	Refuse to answer	0	
98	Don't know	1	0.0%
99	Skipped	5826	99.7%

*Warning: these figures indicate the number of cases found in the data file. They cannot be interpreted as summary statistics of the population of interest.*

### # q23: 1.Where your household is registered? Which township or city in Lienchiang County?

**Information** [Type= discrete] [Format=numeric] [Range= 1-99] [Missing=\*]

**Statistics [NW/ W]** [Valid=5841 /-] [Invalid=0 /-]

Value	Label	Cases	Percentage
1	Nangan Township	1	0.0%
2	Beigan Township	0	
3	Juguang Township	0	
4	Dongyin Township	0	
95	Refuse to answer	0	
98	Don't know	0	
99	Skipped	5840	100.0%

*Warning: these figures indicate the number of cases found in the data file. They cannot be interpreted as summary statistics of the population of interest.*

### # q24: 1.Where your household is registered? Which borough in Taipei City, Song Shan District?

**Information** [Type= discrete] [Format=numeric] [Range= 1-999] [Missing=\*]

**Statistics [NW/ W]** [Valid=5841 /-] [Invalid=0 /-]

Value	Label	Cases	Percentage
1	Jingzhong Village	0	
2	Dongguang Village	1	0.0%
3	Longtian Village	1	0.0%
4	Dongchang Village	0	
5	Dongshi Village	0	
6	Zhonghua Village	0	
7	Minyou Village	0	
8	Minfu Village	3	0.1%
9	Songji Village	0	
10	Zhuangjing Village	1	0.0%
11	Dongrong Village	1	0.0%

## File : TEDS2016-TPE

### # q24: 1.Where your household is registered? Which borough in Taipei City, Song Shan District?

Value	Label	Cases	Percentage
12	Xinyi Village	0	
13	Xindong Village	1	0.0%
14	Jieshou Village	1	0.0%
15	Sanmin Village	0	
16	Fujin Village	0	
17	Futai Village	1	0.0%
18	Ziqiang Village	0	
19	Pengcheng Village	1	0.0%
20	Anping Village	0	
21	Ciyou Village	2	0.0%
22	Jixiang Village	3	0.1%
23	Xinju Village	1	0.0%
24	Fucheng Village	0	
25	Zhongzheng Village	1	0.0%
26	Zhonglun Village	1	0.0%
27	Meiren Village	1	0.0%
28	Jiren Village	0	
29	Dunhua Village	0	
30	Fuyuan Village	1	0.0%
31	Fujian Village	1	0.0%
32	Fushi Village	0	
33	Fucheng Village	0	
34	3rd District	2	0.0%
35	7th District	5	0.1%
999	Skipped	5812	99.5%

Warning: these figures indicate the number of cases found in the data file. They cannot be interpreted as summary statistics of the population of interest.

### # q25: 1.Where your household is registered? Which borough in Taipei City, Zhong Zheng District?

<b>Information</b>	[Type= discrete] [Format=numeric] [Range= 1-999] [Missing=*]
<b>Statistics [NW/ W]</b>	[Valid=5841 /-] [Invalid=0 /-]

Value	Label	Cases	Percentage
1	Nanmen Village	0	
2	Xinying Village	5	0.1%
3	Longfu Village	1	0.0%
4	Nanfu Village	1	0.0%
5	Aiguo Village	3	0.1%
6	Xia'an Village	2	0.0%
7	Zhongqin Village	0	
8	Yonggong Village	3	0.1%
9	Yongchang Village	0	
10	Longxing Village	0	
11	Longguang Village	2	0.0%
12	Liming Village	0	
13	Guangfu Village	0	

## File : TEDS2016-TPE

### # q25: 1.Where your household is registered? Which borough in Taipei City, Zhong Zheng District?

Value	Label	Cases	Percentage
14	Jianguo Village	0	
15	Dongmen Village	1	0.0%
16	Xingfu Village	2	0.0%
17	Meihua Village	0	
18	Xingshi Village	1	0.0%
19	Wenbei Village	0	
20	Wenxiang Village	1	0.0%
21	San'ai Village	2	0.0%
22	Shuiyuan Village	0	
23	Fu Shuili	1	0.0%
24	Wencheng Village	1	0.0%
25	Linxing Village	0	
26	Heti Village	0	
27	Yingpu Village	2	0.0%
28	Wangxi Village	1	0.0%
29	Banxi Village	0	
30	Dingdong Village	0	
31	Yingxue Village	2	0.0%
32	5th District	1	0.0%
33	8th District	0	
999	Skipped	5809	99.5%

Warning: these figures indicate the number of cases found in the data file. They cannot be interpreted as summary statistics of the population of interest.

### # q26: 1.Where your household is registered? Which borough in Taipei City, Shi Lin District?

Value	Label	Cases	Percentage
1	Tianmu Village	1	0.0%
2	San Yuli	2	0.0%
3	Tianfu Village	0	
4	Tianlu Village	0	
5	Tianshou Village	2	0.0%
6	Tianshan Village	1	0.0%
7	Tianhe Village	0	
8	Tian Yuli	1	0.0%
9	Dexing Village	2	0.0%
10	Dehua Village	1	0.0%
11	Zhongcheng Village	1	0.0%
12	Lanya Village	0	
13	Lanxing Village	2	0.0%
14	Renyong Village	1	0.0%
15	Yixin Village	0	
16	Fulin Village	2	0.0%
17	Fude Village	0	

## File : TEDS2016-TPE

### # q26: 1.Where your household is registered? Which borough in Taipei City, Shi Lin District?

Value	Label	Cases	Percentage
18	Fuzhi Village	3	0.1%
19	Jiu Jiali	3	0.1%
20	Fu Jiali	1	0.0%
21	Hougang Village	0	
22	Fuzhong Village	3	0.1%
23	Qiangang Village	0	
24	Bailing Village	1	0.0%
25	Chengde Village	0	
26	Fuhua Village	5	0.1%
27	Mingsheng Village	1	0.0%
28	Fushun Village	2	0.0%
29	Fuguang Village	1	0.0%
30	Hulu Village	2	0.0%
31	Hudong Village	1	0.0%
32	Shezi Village	2	0.0%
33	Shexin Village	0	
34	Sheyuan Village	0	
35	Yonglun Village	3	0.1%
36	Fu'an Village	1	0.0%
37	Fuzhou Village	0	
38	Yanshan Village	0	
39	Mingshan Village	2	0.0%
40	Shengshan Village	1	0.0%
41	Zhishan Village	0	
42	Dongshan Village	2	0.0%
43	Yongfu Village	1	0.0%
44	Gongguan Village	0	
45	Xin'an Village	0	
46	Yangming Village	1	0.0%
47	Jingshan Village	0	
48	Pingdeng Village	0	
49	Xishan Village	0	
50	Cuishan Village	0	
51	Linxi Village	0	
52	1st District	3	0.1%
53	2nd District	5	0.1%
999	Skipped	5781	99.0%

Warning: these figures indicate the number of cases found in the data file. They cannot be interpreted as summary statistics of the population of interest.

### # q27: 1.Where your household is registered? Which borough in Kaohsiung City, San Min District?

<b>Information</b>	[Type= discrete] [Format=numeric] [Range= 1-999] [Missing=*]		
<b>Statistics [NW/ W]</b>	[Valid=5841 /-] [Invalid=0 /-]		
Value	Label	Cases	Percentage
1	Chuandong Village	0	

## File : TEDS2016-TPE

### # q27: 1.Where your household is registered? Which borough in Kaohsiung City, San Min District?

Value	Label	Cases	Percentage
2	Dexi Village,	0	
3	Yumin Village	0	
4	Lixing Village	0	
5	Fengyu Village	0	
6	Qianqiu Village	1	0.0%
7	Qianbei Village	0	
8	Lide Village	0	
9	Qiansui Village	0	
10	Fengnan Village	0	
11	Xingde Village	0	
12	Fengbei Village	0	
13	Debei Village	0	
14	Shiquan Village	0	
15	Shimei Village	0	
16	Anbang Village	1	0.0%
17	Anyi Village	0	
18	Antai Village	2	0.0%
19	Minxiang Village	0	
20	Jinghua Village	1	0.0%
21	Dexing Village	0	
22	Dedong Village	0	
23	Licheng Village	0	
24	Liye Village	0	
25	Ansheng Village	0	
26	Anhe Village	0	
27	Andong Village	1	0.0%
28	Daming Village	0	
29	Dade Village	0	
30	Daren Village	0	
31	Dayong Village	0	
32	Dezhi Village	0	
33	Deren Village	0	
34	Tongde Village	0	
35	Jiandong Village	0	
36	Gangxi Village	0	
37	Changming Village	0	
38	Gangdong Village	0	
40	Gangxin Village	0	
41	Bo'ai Village	0	
42	Bohui Village	5	0.1%
43	Dingjin Village	0	
44	Dingcheng Village	2	0.0%
45	Dingqiang Village	4	0.1%



## File : TEDS2016-TPE

### # q27: 1.Where your household is registered? Which borough in Kaohsiung City, San Min District?

Value	Label	Cases	Percentage
46	Dingli Village	0	
47	Dingxi Village	1	0.0%
48	Dingzhong Village	1	0.0%
49	Dingtai Village	6	0.1%
50	Benguan Village	0	
51	Benhe Village	4	0.1%
52	Benwen Village	0	
53	Benwu Village	0	
54	Benyuan Village	2	0.0%
55	Ben'an Village	1	0.0%
56	Benshang Village	0	
57	Benyang Village	0	
58	Baoshi Village	2	0.0%
59	Baode Village	3	0.1%
60	Baotai Village	1	0.0%
61	Baoxing Village	2	0.0%
62	Baozhong Village	2	0.0%
63	Baohua Village	2	0.0%
64	Baoguo Village	4	0.1%
65	Baomin Village	0	
66	Baoqing Village	0	
67	Baoye Village	0	
68	Baocheng Village	1	0.0%
69	Bao'an Village	2	0.0%
70	Baolong Village	1	0.0%
71	Baozhu Village	1	0.0%
72	Bao Yuli	4	0.1%
73	Wanzi Village	0	
74	Wan'ai Village	2	0.0%
75	Wanzhong Village	4	0.1%
76	Wanhua Villag	0	
77	Wansheng Village	1	0.0%
78	Wanli Village	2	0.0%
79	Wanfu Village	1	0.0%
80	Zhengxing Village	2	0.0%
81	Zhengshun Village	1	0.0%
82	Wanxing Village	0	
83	Wancheng Village	1	0.0%
84	Ankang Village	2	0.0%
85	Anning Village	0	
86	Anji Village	1	0.0%
87	Anfa Village	1	0.0%
88	5th District	0	

## File : TEDS2016-TPE

### # q27: 1.Where your household is registered? Which borough in Kaohsiung City, San Min District?

Value	Label	Cases	Percentage
89	6th District	3	0.1%
999	Skipped	5763	98.7%

Warning: these figures indicate the number of cases found in the data file. They cannot be interpreted as summary statistics of the population of interest.

### # q28: 1.Where your household is registered? Which borough in Kaohsiung City, Qian Zhen District?

<b>Information</b>	[Type= discrete] [Format=numeric] [Range= 1-999] [Missing=*]
<b>Statistics [NW/ W]</b>	[Valid=5841 /-] [Invalid=0 /-]

Value	Label	Cases	Percentage
1	Fuguo Village	0	
2	Zhuzhong Village	1	0.0%
3	Zhubei Village	0	
4	Xingdong Village	0	
5	Zhuxi Village	0	
6	Zhudong Village	1	0.0%
7	Zhunei Village	2	0.0%
8	Zhunan Village	0	
9	Caoya Village	2	0.0%
10	Mingxiao Village	0	
11	Mingzheng Village	1	0.0%
12	Mingyi Village	0	
13	Ren'ai Village	0	
14	Dechang Village	0	
15	Pingdeng Village	0	
16	Pingchang Village	0	
17	Mingli Village	0	
18	Xinyi Village	0	
19	Xinde Village	0	
20	Mingdao Village	0	
21	Xinghua Village	0	
22	Xingren Village	1	0.0%
23	Qianzhen Village	1	0.0%
24	Zhendong Village	0	
25	Zhenrong Village	1	0.0%
26	Zhenchang Village	2	0.0%
27	Zhenhai Village	0	
28	Zhenyang Village	2	0.0%
29	Xingbang Village	1	0.0%
30	Zhenzhong Village	0	
31	Zhenbei Village	0	
32	Zhongchun Village	0	
33	Zhongcheng Village	2	0.0%
34	Xishan Village	1	0.0%
35	Minquan Village	0	
36	Jianlong Village	0	

## File : TEDS2016-TPE

### # q28: 1.Where your household is registered? Which borough in Kaohsiung City, Qian Zhen District?

Value	Label	Cases	Percentage
37	Zhenxing Village	0	
38	Lianghe Village	2	0.0%
39	Xijia Village	0	
40	Chengxing Village	0	
41	Chengfeng Village	1	0.0%
42	Xingzhong Village	0	
43	Zhongxiao Village	1	0.0%
44	Ruizhu Village	0	
45	Ruinan Village	0	
46	Ruifeng Village	0	
47	Ruixiang Village	2	0.0%
48	Ruidong Village	0	
49	Ruihe Village	2	0.0%
50	Ruiping Village	1	0.0%
51	Ruilong Village	0	
52	Rubei Village	0	
53	Ruixi Village	0	
54	Ruigang Village	0	
55	Ruixing Village	3	0.1%
56	Ruicheng Village	1	0.0%
57	Ruiwen Village	3	0.1%
58	Ruihua Village	1	0.0%
59	Ruichang Village	1	0.0%
60	7th District	4	0.1%
61	9th District	1	0.0%
999	Skipped	5800	99.3%

Warning: these figures indicate the number of cases found in the data file. They cannot be interpreted as summary statistics of the population of interest.

### # q29: 1.Where your household is registered? Which borough in New Taipei City, Ban Qiao District?

Information	[Type= discrete] [Format=numeric] [Range= 1-999] [Missing=*]
Statistics [NW/ W]	[Valid=5841 /-] [Invalid=0 /-]

Value	Label	Cases	Percentage
1	Zhongzheng Village	1	0.0%
2	Rencui Village	2	0.0%
3	Jieshou Village	2	0.0%
4	Gongguan Village	3	0.1%
5	Wenhua Village	2	0.0%
6	Wensheng Village	1	0.0%
7	Wencui Village	0	
8	Wende Village	0	
9	Min'an Village	0	
10	Minquan Village	0	
11	Yong'an Village	0	
12	Guanghua	0	

## File : TEDS2016-TPE

### # q29: 1.Where your household is registered? Which borough in New Taipei City, Ban Qiao District?

Value	Label	Cases	Percentage
13	Guangrong Village	1	0.0%
14	Jicui Village	1	0.0%
15	Jiangcui Village	3	0.1%
16	Baishou Village	0	
17	Zili Village	2	0.0%
18	Ziqiang Village	2	0.0%
19	Hongcui Village	1	0.0%
20	Chisong Village	1	0.0%
21	Xingfu Village	0	
22	Zhongcheng Village	1	0.0%
23	Zhongcui Village	3	0.1%
24	Mingcui Village	3	0.1%
25	Songbo Village	0	
26	Songcui Village	2	0.0%
27	Shehou Village	3	0.1%
28	Jinhua Village	2	0.0%
29	Qingcui Village	3	0.1%
30	Jianguo Village	1	0.0%
31	Bocui Village	0	
32	Liufang Village	0	
33	Xiangshe Village	2	0.0%
34	Xiangya Village	1	0.0%
35	Liuhou Village	0	
36	Chuncui Village	3	0.1%
37	Guoguang Village	2	0.0%
38	Piqi Village	1	0.0%
39	Juguang Village	1	0.0%
40	Zhuangjing Village	4	0.1%
41	Lancui Village	1	0.0%
42	Zhaoyang Village	0	
43	Gangwei Village	2	0.0%
44	Gangzui Village	1	0.0%
45	Gangde Village	2	0.0%
46	Huajiang Village	2	0.0%
47	Huacui Village	3	0.1%
48	Yangming Village	0	
49	Huangshi Village	1	0.0%
50	Xinmin Village	1	0.0%
51	Xinsheng Village	1	0.0%
52	Xinpu Village	0	
53	Xinhai Village	2	0.0%
54	Xincui Village	1	0.0%
55	Xinxing Village	0	

## File : TEDS2016-TPE

### # q29: 1.Where your household is registered? Which borough in New Taipei City, Ban Qiao District?

Value	Label	Cases	Percentage
56	Hansheng Village	2	0.0%
57	Mancui Village	0	
58	Fucui Village	1	0.0%
59	Decui Village	2	0.0%
60	Longcui Village	3	0.1%
61	Liancui Village	1	0.0%
62	Huaicui Village	4	0.1%
63	Yixiu Village	1	0.0%
64	Nanxing Village	3	0.1%
65	Xitou Village	1	0.0%
66	Jiuru Village	2	0.0%
67	Da'an Village	1	0.0%
68	Dafeng Village	0	
69	Daguan Village	0	
70	Zhongshan Village	1	0.0%
71	Wuquan Village	1	0.0%
72	Ren'ai Village	1	0.0%
73	Zhengtai Village	0	
74	Minsheng Village	0	
75	Minzu Village	1	0.0%
76	Yuguang Village	2	0.0%
77	Guangren Village	0	
78	Guangfu Village	2	0.0%
79	Chenghe Village	1	0.0%
80	Xi'an Village	1	0.0%
81	Heping Village	2	0.0%
82	Juren Village	0	
83	Dongqiu Village	3	0.1%
84	Dong'an Village	0	
85	Chang'an Village	1	0.0%
86	Changshou Village	1	0.0%
87	Xinyi Village	4	0.1%
88	Hou Puli	2	0.0%
89	Chongqing Village	1	0.0%
90	Xiangqiu Villag	0	
91	Puqi Village	4	0.1%
92	Zhenxing Village	0	
93	Zhenyi Village	0	
94	Haishan Village	2	0.0%
95	Fuzhou Village	1	0.0%
96	Guotai Village	0	
97	Tangchun Village	0	
98	Kunlun Village	1	0.0%

## File : TEDS2016-TPE

### # q29: 1.Where your household is registered? Which borough in New Taipei City, Ban Qiao District?

Value	Label	Cases	Percentage
99	Shenqiu Village	2	0.0%
100	Fugui Village	0	
101	Fuxing Village	0	
102	Jingxing Village	0	
103	Huazhong Village	1	0.0%
104	Huadong Village	0	
105	Huagui Village	0	
106	Huafu Village	1	0.0%
107	Huade Village	3	0.1%
108	Huaxing Village	0	
109	Xiangyun Village	1	0.0%
110	Xibei Village	3	0.1%
111	Xizhou Village	2	0.0%
112	Xifu Villag	4	0.1%
113	Qiaozhong Village	0	
114	Fuqiu Village	0	
115	Fu'an Village	0	
116	Fuxing Village	2	0.0%
117	Fulu Village	0	
118	Fushou Village	1	0.0%
119	Fude Village	5	0.1%
120	Ju'an Village	1	0.0%
121	Guangxin Village	0	
122	Guangfu Village	0	
123	Guangde Village	2	0.0%
124	Long'an Village	3	0.1%
125	Shuang Yuli	3	0.1%
126	Huanyuan Village	0	
127	6th District	8	0.1%
128	7th District	13	0.2%
999	Skipped	5662	96.9%

Warning: these figures indicate the number of cases found in the data file. They cannot be interpreted as summary statistics of the population of interest.

### # q30: 1.Where your household is registered? Which borough in New Taipei City, San Zhong District?

<b>Information</b>	[Type= discrete] [Format=numeric] [Range= 1-999] [Missing=*]		
<b>Statistics [NW/ W]</b>	[Valid=5841 /-] [Invalid=0 /-]		
Value	Label	Cases	Percentage
1	Erchong Village	0	
2	Sanmin Village	1	0.0%
3	San'an Village	3	0.1%
4	Datong Village	0	
5	Da'an Village	3	0.1%
6	Dayou Village	0	
7	Dayuan Village	0	

**File : TEDS2016-TPE**

**# q30: 1.Where your household is registered? Which borough in New Taipei City, San Zhong District?**

Value	Label	Cases	Percentage
8	Dade Village	0	
9	Zhongshan Village	1	0.0%
10	Zhongyang Village	1	0.0%
11	Zhongzheng Village	0	
12	Zhongmin Village	0	
13	Zhongxing Village	0	
14	Wugu Village	0	
15	Wuchang Village	1	0.0%
16	Wushun Village	0	
17	Renzhong Village	2	0.0%
18	Renyi Village	0	
19	Rende Village	1	0.0%
20	Jieshou Village	0	
21	Liuhe Village	0	
22	Liufu Village	1	0.0%
23	Wenhua Village	0	
24	Pinghe Village	1	0.0%
25	Zheng'an Village	0	
26	Zhengyi Village	0	
27	Zhengde Village	0	
28	Minsheng Village	2	0.0%
29	Yongji Village	0	
30	Yong'an Village	1	0.0%
31	Yongchun Village	0	
32	Yongcheng Village	1	0.0%
33	Yongfu Village	1	0.0%
34	Yongde Village	2	0.0%
35	Yongxing Village	0	
36	Yongfeng Village	1	0.0%
37	Yonghui Village	1	0.0%
38	Tianzhong Village	1	0.0%
39	Tianxin Village	3	0.1%
40	Tian'an Village	3	0.1%
41	Lide Village	0	
42	Guangzheng Village	2	0.0%
43	Guangtian Village	2	0.0%
44	Guangming Village	2	0.0%
45	Guanghua Village	1	0.0%
46	Guangyang Village	1	0.0%
47	Guangrong Village	0	
48	Guanghui Village	0	
49	Jili Village	0	
50	Tong'an Village	0	

**File : TEDS2016-TPE**

**# q30: 1.Where your household is registered? Which borough in New Taipei City, San Zhong District?**

Value	Label	Cases	Percentage
51	Tongqing Village	1	0.0%
52	Anqing Village	1	0.0%
53	Chenggong Village	0	
54	Ziqiang Village	0	
55	Xiujiang Village	0	
56	Guwang Village	0	
57	Shangde Village	0	
58	Xingfu Village	0	
59	Zhongxiao Village	0	
60	Chengde Village	2	0.0%
61	Changyuan Village	1	0.0%
62	Changsheng Village	0	
63	Chang'an Village	0	
64	Changjiang Village	1	0.0%
65	Changtai Village	1	0.0%
66	Changfu Village	0	
67	Xin'an Village	1	0.0%
68	Houde Village	1	0.0%
69	Yishou Village	0	
70	Chongming Village	1	0.0%
71	Chongyang Village	0	
72	Chongxin Village	1	0.0%
73	Guolong Village	3	0.1%
74	Peide Village	1	0.0%
75	Chongde Village	0	
76	Qinghe Village	0	
77	Dingkan Village	0	
78	Bo'ai Village	1	0.0%
79	Cailiao Village	0	
80	Kaiyuan Village	0	
81	Shunde Village	0	
82	Ximei Village	3	0.1%
83	Ruide Village	0	
84	Wanshou Village	2	0.0%
85	Guotian Village	0	
86	Fumin Village	1	0.0%
87	Futian Village	5	0.1%
88	Fu'an Village	0	
89	Fuli Village	0	
90	Fuxing Village	0	
91	Fuzhi Village	0	
92	Fulong Village	2	0.0%
93	Fude Village	1	0.0%



## File : TEDS2016-TPE

### # q30: 1.Where your household is registered? Which borough in New Taipei City, San Zhong District?

Value	Label	Cases	Percentage
94	Fule Village	1	0.0%
95	Weide Village	1	0.0%
96	Dehou Village	0	
97	Jintian Village	1	0.0%
98	Jin'an Village	1	0.0%
99	Jinjiang Village	0	
100	Jintong Village	0	
101	Longmen Village	2	0.0%
102	Longbin Village	1	0.0%
103	Shuangyuan Village	0	
104	Fugui Village	0	
105	Bihua Village	0	
106	Renhua Village	0	
107	Yongqing Village	0	
108	Yongshun Village	0	
109	Fufu Village	0	
110	Cihua Village	0	
111	Cihui Village	0	
112	Ci'ai Village	2	0.0%
113	Yongfu Village	2	0.0%
114	Cisheng Village	0	
115	Cifu Village	0	
116	Ciyou Village	2	0.0%
117	Fuhua Village	0	
118	Wuhua Village	1	0.0%
119	Wufu Village	1	0.0%
120	2nd District	2	0.0%
121	3rd District	9	0.2%
999	Skipped	5746	98.4%

Warning: these figures indicate the number of cases found in the data file. They cannot be interpreted as summary statistics of the population of interest.

### # q31: 1.Where your household is registered? Which borough in New Taipei City, Zhong He District?

Value	Label	Cases	Percentage
1	Lixing Village	0	
2	Zhongshan Village	1	0.0%
3	Zhongzheng Village	1	0.0%
4	Zhongyuan Village	1	0.0%
5	Zhongxing Village	2	0.0%
6	Renhe Village	0	
7	Neinan Village	0	
8	Wenyuan Village	2	0.0%
9	Wainan Village	1	0.0%

## File : TEDS2016-TPE

### # q31: 1.Where your household is registered? Which borough in New Taipei City, Zhong He District?

Value	Label	Cases	Percentage
10	Pinghe Village	0	
11	Zhengxing Village	2	0.0%
12	Zhengnan Village	0	
13	Minsheng Village	1	0.0%
14	Min'an Village	0	
15	Minyou Village	1	0.0%
16	Minxiang Village	3	0.1%
17	Wayao Village	2	0.0%
18	Jixing Village	0	
19	Ansui Village	1	0.0%
20	Huiyao Village	0	
21	Ziqiang Village	1	0.0%
22	Jiahe Village	0	
23	Hexing Village	0	
24	Zhongxiao Village	1	0.0%
25	Mingde Village	0	
26	Mingsui Village	4	0.1%
27	Fangliao Village	1	0.0%
28	Dongnan Village	3	0.1%
29	Xinhe Village	1	0.0%
30	Guansui Village	3	0.1%
31	Nanshan Village	1	0.0%
32	Jianhe Village	0	
33	Yuanshan Village	1	0.0%
34	Yuan Fuli	0	
35	Guoguang Village	0	
36	Guohua Village	0	
37	Chongnan Village	0	
38	Qingsui Village	0	
39	Lianhe Village	0	
40	Liancheng Village	1	0.0%
41	Dingnan Village	2	0.0%
42	Fuxing Village	0	
43	Jingwen Village	1	0.0%
44	Jingping Village	3	0.1%
45	Jingben Village	0	
46	Jing'an Village	2	0.0%
47	Jingnan Village	2	0.0%
48	Jingxin Village	3	0.1%
49	Jingfu Village	0	
50	Huanan Village	1	0.0%
51	Huaxin Village	4	0.1%
52	Xinnan Village	0	

## File : TEDS2016-TPE

### # q31: 1.Where your household is registered? Which borough in New Taipei City, Zhong He District?

Value	Label	Cases	Percentage
53	Ruisui Village	0	
54	Jiaxin Village	0	
55	Jiaqing Village	3	0.1%
56	Jiasui Village	0	
57	Shounan Village	1	0.0%
58	Shoude Village	0	
59	Zhanghe Village	1	0.0%
60	Bihe Village	0	
61	Fuhe Village	2	0.0%
62	Funan Village	1	0.0%
63	Fumei Village	0	
64	Fuzhen Village	0	
65	Fushan Village	0	
66	Fushan Village	0	
67	Miaomei Village	0	
68	Dexing Village	1	0.0%
69	Desui Village	1	0.0%
70	Henglu Village	0	
71	Jisui Village	0	
72	Xingnan Village	3	0.1%
73	Jinzhong Villag	1	0.0%
74	Jinhe Village	4	0.1%
75	Jinchang Village	0	
76	Jincheng Village	0	
77	Tai'an Village	0	
78	Anping Village	1	0.0%
79	Zhong'an Village	0	
80	Anle Village	0	
81	Yi'an Village	0	
82	Anshun Village	4	0.1%
83	Anhe Village	1	0.0%
84	Xiuming Village	1	0.0%
85	Xiuren Village	1	0.0%
86	Xiushan Village	0	
87	Xiufu Village	1	0.0%
88	Xiuyi Village	1	0.0%
89	Xiujing Village	0	
90	Xiushui Village	1	0.0%
91	Xiushi Village	0	
92	Xiucheng Village	1	0.0%
93	Xiufeng Village	2	0.0%
94	8th District	12	0.2%
95	9th District	4	0.1%

## File : TEDS2016-TPE

### # q31: 1.Where your household is registered? Which borough in New Taipei City, Zhong He District?

Value	Label	Cases	Percentage
999	Skipped	5740	98.3%

*Warning: these figures indicate the number of cases found in the data file. They cannot be interpreted as summary statistics of the population of interest.*

### # q32: 1.Where your household is registered? Which borough in New Taipei City, Xin Zhuang District?

<b>Information</b>	[Type= discrete] [Format=numeric] [Range= 1-999] [Missing=*]
<b>Statistics [NW/ W]</b>	[Valid=5841 /-] [Invalid=0 /-]

Value	Label	Cases	Percentage
1	Zhongping Village	4	0.1%
2	Zhongquan Village	0	
3	Zhonghong Village	0	
4	Zhonghe Village	0	
5	Zhongxin Village	3	0.1%
6	Zhongmei Village	4	0.1%
7	Zhongyuan Village	1	0.0%
8	Zhongtai Village	2	0.0%
9	Zhonggang Village	1	0.0%
10	Zhonghua Village	1	0.0%
11	Zhonglong Village	0	
12	Zhongcheng Village	1	0.0%
13	Danfeng Village	2	0.0%
14	Ren'ai Village	3	0.1%
15	Renyi Village	0	
16	Huacheng Village	1	0.0%
17	Wenming Village	2	0.0%
18	Wensheng Village	1	0.0%
19	Wende Village	0	
20	Wenheng Village	1	0.0%
21	Minquan Village	0	
22	Liren Village	4	0.1%
23	Ligong Village	0	
24	Liting Village	1	0.0%
25	Lizhi Village	2	0.0%
26	Liyan Village	2	0.0%
27	Litai Village	1	0.0%
28	Liji Village	3	0.1%
29	Lide Village	0	
30	Changming Village	1	0.0%
31	Quan'an Village	1	0.0%
32	Quantai Village	1	0.0%
33	Hefeng Village	2	0.0%
34	Zili Village	0	
35	Zixin Village	0	
36	Ziqiang Village	0	
37	Heping Village	0	

## File : TEDS2016-TPE

### # q32: 1.Where your household is registered? Which borough in New Taipei City, Xin Zhuang District?

Value	Label	Cases	Percentage
38	Xingfu Village	0	
39	Zhongxiao Village	2	0.0%
40	Changping Village	2	0.0%
41	Changxin Village	0	
42	Changlong Village	3	0.1%
43	Xinyi Village	1	0.0%
44	Jian'an Village	5	0.1%
45	Jianfu Village	1	0.0%
46	Hougang Village	0	
47	Houde Village	2	0.0%
48	Siyuan Village	2	0.0%
49	Sixian Village	0	
50	Heng'an Village	1	0.0%
51	Taifeng Village	1	0.0%
52	Haishan Village	2	0.0%
53	Guotai Village	0	
54	Xiangfeng Village	0	
55	Fumin Village	2	0.0%
56	Fuguo Village	0	
57	Wan'an Village	0	
58	Yumin Village	2	0.0%
59	Ronghe Village	0	
60	Fuji Village	0	
61	Fuxing Village	0	
62	Fuying Village	1	0.0%
63	Xinghan Village	2	0.0%
64	Touqian Village	1	0.0%
65	Long'an Village	2	0.0%
66	Longfu Village	1	0.0%
67	Longfeng Village	3	0.1%
68	Yingpan Village	0	
69	Fengnian Village	3	0.1%
70	Shuangfeng Village	1	0.0%
71	Qionglin Village	3	0.1%
72	Siwei Village	1	0.0%
73	Chengde Village	2	0.0%
74	Bade Village	2	0.0%
75	Nangang Village	4	0.1%
76	Xisheng Village	4	0.1%
77	Guanghua Village	0	
78	Guanghe Village	1	0.0%
79	Guangming Village	2	0.0%
80	Guangrong Village	0	

## File : TEDS2016-TPE

### # q32: 1.Where your household is registered? Which borough in New Taipei City, Xin Zhuang District?

Value	Label	Cases	Percentage
81	Guangzheng Village	0	
82	Minyou Village	0	
83	Minben Village	2	0.0%
84	Min'an Village	1	0.0%
85	4th District	4	0.1%
86	5th District	1	0.0%
999	Skipped	5729	98.1%

Warning: these figures indicate the number of cases found in the data file. They cannot be interpreted as summary statistics of the population of interest.

### # q33: 1.Where your household is registered? Which borough in Taichung City, Dali District?

<b>Information</b>	[Type= discrete] [Format=numeric] [Range= 1-999] [Missing=*]
<b>Statistics [NW/ W]</b>	[Valid=5841 /-] [Invalid=0 /-]

Value	Label	Cases	Percentage
1	Donghu Village	2	0.0%
2	Xihu Village	2	0.0%
3	Dali Village	1	0.0%
4	Xinli Village	1	0.0%
5	Guoguang Village	1	0.0%
6	Shuwang Village	1	0.0%
7	Dayuan Village	0	
8	Xiatian Village	0	
9	Xiangxing Village	1	0.0%
10	Dongxing Village	1	0.0%
11	Daming Village	2	0.0%
12	Yonglong Village	4	0.1%
13	Rixin Village	1	0.0%
14	Xirong Village	0	
15	Changrong Village	1	0.0%
16	Neixin Village	2	0.0%
17	Zhongxin Village	1	0.0%
18	Liren Village	2	0.0%
19	Lide Village	0	
20	Xinren Village	2	0.0%
21	Dongsheng Village	2	0.0%
22	Renhua Village	3	0.1%
23	Rende Village	0	
24	Jianmin Village	1	0.0%
25	Tucheng Village	2	0.0%
26	Jincheng Village	4	0.1%
27	Ruicheng Village	5	0.1%
28	2nd District	0	
29	7th District	5	0.1%
999	Skipped	5794	99.2%

Warning: these figures indicate the number of cases found in the data file. They cannot be interpreted as summary statistics of the population of interest.

# File : TEDS2016-TPE

## # q34: 1.Where your household is registered? Which borough in Taoyuan City, Taoyuan District?

**Information** [Type= discrete] [Format=numeric] [Range= 1-999] [Missing=\*]

**Statistics [NW/ W]** [Valid=5841 /-] [Invalid=0 /-]

Value	Label	Cases	Percentage
1	Qingxi Village	0	
2	Sanmin Village	0	
3	Zhongyi Village	1	0.0%
4	Daxing Village	1	0.0%
5	Huiji Village	0	
6	Dayou Village	2	0.0%
7	Baoshan Village	0	
8	Chunri Village	0	
9	Bianzhou Village	0	
10	Wanshou Village	1	0.0%
11	Sanyuan Village	0	
12	Zhonglu Village	0	
13	Tong'an Village	0	
14	Fu'an Village	1	0.0%
15	Zhongning Village	0	
16	Xinguang Village	4	0.1%
17	Fulin Village	3	0.1%
18	Zhongde Village	0	
19	Ziqiang Village	0	
20	Nanmen Village	1	0.0%
21	Longshan Village	0	
22	Dalin Village	3	0.1%
23	Zhongxing Village	1	0.0%
24	Ximen Village	0	
25	Nan Puli	0	
26	Long'an Village	1	0.0%
27	Wenzhong Village	0	
28	Xi Puli Village	1	0.0%
29	Nanhua Village	1	0.0%
30	Longgang Village	0	
31	Dafeng Village	1	0.0%
32	Wenhua Village	0	
33	Xihu Village	0	
34	Jianguo Village	0	
35	Longxiang Village	1	0.0%
36	Zhongshan Village	4	0.1%
37	Wenchang Village	1	0.0%
38	Longfeng Village	0	
39	Zhongping Village	2	0.0%
40	Wenming Village	0	
41	Taishan Village	0	

## File : TEDS2016-TPE

### # q34: 1.Where your household is registered? Which borough in Taoyuan City, Taoyuan District?

Value	Label	Cases	Percentage
42	Fenglin Village	0	
43	Zhongzheng Village	1	0.0%
44	Beimen Village	0	
45	Dongshan Village	0	
46	Zhuangjing Village	1	0.0%
47	Zhongcheng Village	1	0.0%
48	Bei Puli Village	2	0.0%
49	Dongmen Village	1	0.0%
50	Zhaoyang Village	0	
51	Baoqing Village	2	0.0%
52	Zhonghe Village	0	
53	Minsheng Village	0	
54	Dong Puli	1	0.0%
55	Yunlin Village	5	0.1%
56	Zhongxin Village	0	
57	Yong'an Village	1	0.0%
58	Wuling Village	2	0.0%
59	Ciwen Village	0	
60	Zhongyuan Village	0	
61	Yongxing Village	0	
62	Chang'an Village	1	0.0%
63	Xi Puli Village	1	0.0%
64	Zhong Puli Village	3	0.1%
65	Jade Mountain Villag	4	0.1%
66	Changmei Village	1	0.0%
67	Zhongtai Village	0	
68	Guangxing Village	0	
69	Changde Village	0	
70	Tongde Village	3	0.1%
71	Mingde Village	1	0.0%
72	Ruiqing Village	2	0.0%
73	Bao'an Village	0	
74	Zhongsheng Village	0	
75	Longshou Village	1	0.0%
76	Chenggong Village	0	
77	1st District	5	0.1%
78	4th District	8	0.1%
999	Skipped	5764	98.7%

Warning: these figures indicate the number of cases found in the data file. They cannot be interpreted as summary statistics of the population of interest.

### # q35: 1.Where your household is registered? Which borough in Taoyuan City, Zhongli District?

Information	[Type= discrete] [Format=numeric] [Range= 1-999] [Missing=*]
Statistics [NW/ W]	[Valid=5841 /-] [Invalid=0 /-]



## File : TEDS2016-TPE

### # q35: 1.Where your household is registered? Which borough in Taoyuan City, Zhongli District?

Value	Label	Cases	Percentage
1	Shitou Village	1	0.0%
2	Qing Puli Village	0	
3	Hua'ai Village	0	
4	Longchang Village	3	0.1%
5	Sanmin Village	0	
6	Guangming Village	1	0.0%
7	Xinyi Village	5	0.1%
8	Xinming Village	1	0.0%
9	Longdong Village	2	0.0%
10	Shandong Village	1	0.0%
11	Xinyi Village	1	0.0%
12	Chenggong Village	1	0.0%
13	Houliao Village	0	
14	Xinjie Village	0	
15	Longde Village	1	0.0%
16	Renfu Village	2	0.0%
17	Zili Village	0	
18	Qiaxi Village	0	
19	Xinxing Village	2	0.0%
20	Longxing Village	1	0.0%
21	Zhongyang Village	0	
22	Zizhi Village	0	
23	Zhenxing Village	0	
24	Guoling Village	1	0.0%
25	Jiuming Village	0	
26	Neiding Village	3	0.1%
27	Jianxing Village	0	
28	Fude Village	0	
29	Zhongjian Village	0	
30	Neicuo Village	2	0.0%
31	Zhishan Village	1	0.0%
32	Zhuangjing Village	1	0.0%
33	Deyi Village	1	0.0%
34	Zhongyuan Village	1	0.0%
35	Neili Village	1	0.0%
36	Heping Village	0	
37	Fuhua Village	2	0.0%
38	Wenhua Village	1	0.0%
39	Xingfu Village	2	0.0%
40	Fuxing Village	1	0.0%
41	Zhongrong Village	1	0.0%
42	Yuemei Village	2	0.0%
43	Zhongxiao Village	1	0.0%

## File : TEDS2016-TPE

### # q35: 1.Where your household is registered? Which borough in Taoyuan City, Zhongli District?

Value	Label	Cases	Percentage
44	Puren Village	1	0.0%
45	Xinghe Village	0	
46	Zhongli Village	1	0.0%
47	Shuiwei Village	2	0.0%
48	Zhongyi Village	0	
49	Puzhong Village	3	0.1%
50	Xingnan Village	1	0.0%
51	Wufu Village	0	
52	Zhengyi Village	1	0.0%
53	Zhongfu Village	2	0.0%
54	Puqiang Village	2	0.0%
55	Xingguo Village	0	
56	Wuquan Village	4	0.1%
57	Yongguang Village	1	0.0%
58	Mingde Village	3	0.1%
59	Puyi Village	0	
60	Longping Village	0	
61	Yongfu Village	2	0.0%
62	Dongxing Village	1	0.0%
63	Puqing Village	1	0.0%
64	Renmei Village	1	0.0%
65	Yongxing Village	0	
66	Zhiba Village	0	
67	Longgang Village	1	0.0%
68	Zhongxing Village	2	0.0%
69	Xingping Village	0	
70	Duxing Village	0	
71	Ren'ai Village	0	
72	Renhe Village	1	0.0%
73	Renxiang Villag	1	0.0%
74	Huaxun Village	2	0.0%
75	Rende Village	0	
76	Zhongjian Village	5	0.1%
77	Long'an Village	0	
78	Ziqiang Village	2	0.0%
79	Zhongzheng Village	0	
80	Zhongshan Village	0	
81	Xingren Village	0	
82	Longci Village	0	
83	Zixin Village	0	
84	Linsen Village	0	
85	Jinhua Village	3	0.1%
86	3rd District	3	0.1%

## File : TEDS2016-TPE

### # q35: 1.Where your household is registered? Which borough in Taoyuan City, Zhongli District?

Value	Label	Cases	Percentage
87	6th District	0	
999	Skipped	5752	98.5%

Warning: these figures indicate the number of cases found in the data file. They cannot be interpreted as summary statistics of the population of interest.

### # q36: 2.Which TV news did you watch most often?

<b>Information</b>	[Type= discrete] [Format=numeric] [Range= 1-96] [Missing=*]
<b>Statistics [NW/ W]</b>	[Valid=5841 /-] [Invalid=0 /-]

Value	Label	Cases	Percentage
1	Taiwan Television	166	2.8%
2	China Television	304	5.2%
3	Chinese Television	105	1.8%
4	Formasa Television	634	10.9%
5	TVBS	875	15.0%
6	Sanlih E-Television	586	10.0%
7	Eastern Television	390	6.7%
8	CTi Televisio	332	5.7%
9	Era Television	274	4.7%
10	Gala Television	3	0.1%
11	Unique Satellite TV	80	1.4%
12	Da-Ai Television	39	0.7%
13	Taiwan Public Television	91	1.6%
14	Hakka TV	3	0.1%
15	Indigenous Television	0	
16	NextTV	285	4.9%
17	Good News	0	
18	Global News	9	0.2%
19	CNN	4	0.1%
20	NHK	1	0.0%
21	BBC	0	
22	Local Television	0	
23	UDN Television	3	0.1%
24	FOX(MOD)	2	0.0%
92	Don't watch	844	14.4%
95	Refuse to answer	17	0.3%
96	It's hard to say	794	13.6%

Warning: these figures indicate the number of cases found in the data file. They cannot be interpreted as summary statistics of the population of interest.

### # q37: 3.To what extent do you pay attention to the next year's presidential and legislative election?

<b>Information</b>	[Type= discrete] [Format=numeric] [Range= 1-98] [Missing=*]
<b>Statistics [NW/ W]</b>	[Valid=5841 /-] [Invalid=0 /-]

Value	Label	Cases	Percentage
1	Very Attention	1264	21.6%
2	Attention	2208	37.8%
3	Not very attention	1699	29.1%

## File : TEDS2016-TPE

### # q37: 3.To what extent do you pay attention to the next year's presidential and legislative election?

Value	Label	Cases	Percentage
4	No attention at all	549	9.4%
95	Refuse to answer	8	0.1%
96	It's hard to say	34	0.6%
97	No opinion	33	0.6%
98	Don't know	46	0.8%

Warning: these figures indicate the number of cases found in the data file. They cannot be interpreted as summary statistics of the population of interest.

### # q38: 4.How satisfied are you with the performance of President Ma Ying-jeou over the last three years?

<b>Information</b>	[Type= discrete] [Format=numeric] [Range= 1-98] [Missing=*]
<b>Statistics [NW/ W]</b>	[Valid=5841 /-] [Invalid=0 /-]

Value	Label	Cases	Percentage
1	Very satisfied	174	3.0%
2	Satisfied	813	13.9%
3	Not very satisfied	1779	30.5%
4	Not satisfied at all	2266	38.8%
95	Refuse to answer	111	1.9%
96	It's hard to say	152	2.6%
97	No opinion	271	4.6%
98	Don't know	275	4.7%

Warning: these figures indicate the number of cases found in the data file. They cannot be interpreted as summary statistics of the population of interest.

### # q39: 5.How satisfied are you with President Ma Ying-jeou's performance of handling the Cross-strait relations over the last three years?(R1, R3, R4, R5, R6)

<b>Information</b>	[Type= discrete] [Format=numeric] [Range= 1-99] [Missing=*]
<b>Statistics [NW/ W]</b>	[Valid=5841 /-] [Invalid=0 /-]

Value	Label	Cases	Percentage
1	Very satisfied	446	7.6%
2	Satisfied	1112	19.0%
3	Not very satisfied	1149	19.7%
4	Not satisfied at all	1257	21.5%
95	Refuse to answer	99	1.7%
96	It's hard to say	91	1.6%
97	No opinion	221	3.8%
98	Don't know	482	8.3%
99	Skipped	984	16.8%

Warning: these figures indicate the number of cases found in the data file. They cannot be interpreted as summary statistics of the population of interest.

### # q40: 6.After signing the Cross-strait economic Cooperation Framework Agreement(ECFA), do you think Taiwan's economy has gotten better, worse or is about the same?(R1, R4, R5, R6)

<b>Information</b>	[Type= discrete] [Format=numeric] [Range= 1-99] [Missing=*]
<b>Statistics [NW/ W]</b>	[Valid=5841 /-] [Invalid=0 /-]

Value	Label	Cases	Percentage
1	Better	451	7.7%
2	Worse	969	16.6%
3	About the same	1785	30.6%

## File : TEDS2016-TPE

# q40: 6.After signing the Cross-strait economic Cooperation Framework Agreement(ECFA), do you think Taiwan's economy has gotten better, worse or is about the same?(R1, R4, R5, R6)

Value	Label	Cases	Percentage
95	Refuse to answer	28	0.5%
96	It's hard to say	62	1.1%
97	No opinion	48	0.8%
98	Don't know	519	8.9%
99	Skipped	1979	33.9%

Warning: these figures indicate the number of cases found in the data file. They cannot be interpreted as summary statistics of the population of interest.

# q41: 7.Would you say that over the past year, the state of the economy of Taiwan has gotten better, stayed about the same, or gotten worse?(R2)

Information [Type= discrete] [Format=numeric] [Range= 1-99] [Missing=\*]

Statistics [NW/ W] [Valid=5841 /-] [Invalid=0 /-]

Value	Label	Cases	Percentage
1	Better	19	0.3%
2	Worse	612	10.5%
3	About the same	311	5.3%
95	Refuse to answer	2	0.0%
96	It depends	2	0.0%
97	No opinion	12	0.2%
98	Don't know	26	0.4%
99	Skipped	4857	83.2%

Warning: these figures indicate the number of cases found in the data file. They cannot be interpreted as summary statistics of the population of interest.

# q42: 8.Would you say that in the forthcoming year, the state of the economy of Taiwan will get better, stay about the same, or get worse?(R2)

Information [Type= discrete] [Format=numeric] [Range= 1-99] [Missing=\*]

Statistics [NW/ W] [Valid=5841 /-] [Invalid=0 /-]

Value	Label	Cases	Percentage
1	Better	87	1.5%
2	Worse	340	5.8%
3	About the same	383	6.6%
95	Refuse to answer	1	0.0%
96	It depends	61	1.0%
97	No opinion	4	0.1%
98	Don't know	108	1.8%
99	Skipped	4857	83.2%

Warning: these figures indicate the number of cases found in the data file. They cannot be interpreted as summary statistics of the population of interest.

# q43: 9.Would you say that over the past year, your own household's economic condition has gotten better, stayed about the same, or gotten worse?(R2)

Information [Type= discrete] [Format=numeric] [Range= 1-99] [Missing=\*]

Statistics [NW/ W] [Valid=5841 /-] [Invalid=0 /-]

Value	Label	Cases	Percentage
1	Better	67	1.1%
2	Worse	275	4.7%

## File : TEDS2016-TPE

# q43: 9. Would you say that over the past year, your own household's economic condition has gotten better, stayed about the same, or gotten worse?(R2)

Value	Label	Cases	Percentage
3	About the same	633	10.8%
95	Refuse to answer	1	0.0%
96	It depends	0	
97	No opinion	3	0.1%
98	Don't know	5	0.1%
99	Skipped	4857	83.2%

Warning: these figures indicate the number of cases found in the data file. They cannot be interpreted as summary statistics of the population of interest.

# q44: 10. Would you say that in the forthcoming year, your own household's economic condition will get better, stay about the same, or get worse?(R2)

Information [Type= discrete] [Format=numeric] [Range= 1-99] [Missing=\*]

Statistics [NW/ W] [Valid=5841 /-] [Invalid=0 /-]

Value	Label	Cases	Percentage
1	Better	146	2.5%
2	Worse	152	2.6%
3	About the same	592	10.1%
95	Refuse to answer	4	0.1%
96	It depends	32	0.5%
97	No opinion	3	0.1%
98	Don't know	54	0.9%
99	Skipped	4858	83.2%

Warning: these figures indicate the number of cases found in the data file. They cannot be interpreted as summary statistics of the population of interest.

# q45: 11. Overall, which party's legislators do you think has performed better in this term?

Information [Type= discrete] [Format=numeric] [Range= 1-98] [Missing=\*]

Statistics [NW/ W] [Valid=5841 /-] [Invalid=0 /-]

Value	Label	Cases	Percentage
1	KMT	495	8.5%
2	DPP	1189	20.4%
4	PFP	39	0.7%
5	TSU	66	1.1%
6	Non-Partisan Solidarity Union	15	0.3%
7	Opposititon party	9	0.2%
8	Republican Party	1	0.0%
91	All parties performed well	97	1.7%
92	No party performed well	1692	29.0%
95	Refuse to answer	148	2.5%
96	It depends	133	2.3%
97	No opinion	293	5.0%
98	Don't know	1664	28.5%

Warning: these figures indicate the number of cases found in the data file. They cannot be interpreted as summary statistics of the population of interest.

# q46: 12. Do you know how many legislators will be elected in your district?(R1, R3, R6)

Information [Type= discrete] [Format=numeric] [Range= 1-99] [Missing=\*]

**File : TEDS2016-TPE**

**# q46: 12.Do you know how many legislators will be elected in your district?(R1, R3, R6)**

Statistics [NW/ W] [Valid=5841 /-] [Invalid=0 /-]

Value	Label	Cases	Percentage
1		1110	19.0%
2		141	2.4%
3		29	0.5%
4		17	0.3%
5		9	0.2%
6		3	0.1%
7		2	0.0%
8		2	0.0%
9		3	0.1%
11	Eleven or more	2	0.0%
95	Refuse to answer	7	0.1%
98	Don't know	1606	27.5%
99	Skipped	2910	49.8%

*Warning: these figures indicate the number of cases found in the data file. They cannot be interpreted as summary statistics of the population of interest.*

**# q47: 13.Do you know, besides president ballot, how many ballots you can cast in this Legislative Election?(R1, R3, R6)**

**Information** [Type= discrete] [Format=numeric] [Range= 1-99] [Missing=\*]

**Statistics [NW/ W]** [Valid=5841 /-] [Invalid=0 /-]

Value	Label	Cases	Percentage
1		1699	29.1%
2		408	7.0%
3		78	1.3%
4		1	0.0%
5		1	0.0%
6		2	0.0%
95	Refuse to answer	5	0.1%
98	Don't know	737	12.6%
99	Skipped	2910	49.8%

*Warning: these figures indicate the number of cases found in the data file. They cannot be interpreted as summary statistics of the population of interest.*

**# q48: 14.Do you know the threshold of the list vote that a party must reach in order to participate in allocation of seats by party lists?(R1, R3, R6)**

**Information** [Type= discrete] [Format=numeric] [Range= 1-99] [Missing=\*]

**Statistics [NW/ W]** [Valid=5841 /-] [Invalid=0 /-]

Value	Label	Cases	Percentage
1		2	0.0%
2		2	0.0%
3		24	0.4%
4		4	0.1%
5		570	9.8%
6		4	0.1%
7		2	0.0%
8		1	0.0%
10		10	0.2%
15		5	0.1%
20		10	0.2%
25		1	0.0%
30		20	0.3%
35		2	0.0%
38		1	0.0%
40		9	0.2%
45		5	0.1%
50		53	0.9%
51		1	0.0%
57		1	0.0%
60		23	0.4%
70		9	0.2%
75		1	0.0%
80		4	0.1%
91	No threshold at all	0	
92	Over 90%	1	0.0%



**# q48: 14.Do you know the threshold of the list vote that a party must reach in order to participate in allocation of seats by party lists?(R1, R3, R6)**

Value	Label	Cases	Percentage
95	Refuse to answer	1	0.0%
98	Don't know	2165	37.1%
99	Skipped	2910	49.8%

*Warning: these figures indicate the number of cases found in the data file. They cannot be interpreted as summary statistics of the population of interest.*

**# q49: 15.Do you know how long a term of the office is for the new legislators?(R1, R3, R6)**

<b>Information</b>	[Type= discrete] [Format=numeric] [Range= 1-99] [Missing=*]
<b>Statistics [NW/ W]</b>	[Valid=5841 /-] [Invalid=0 /-]

Value	Label	Cases	Percentage
1		5	0.1%
2		56	1.0%
3		160	2.7%
4		2245	38.4%
5		5	0.1%
6		12	0.2%
7		1	0.0%
8		5	0.1%
11	Over ten years	2	0.0%
95	Refuse to answer	1	0.0%
98	Don't know	439	7.5%
99	Skipped	2910	49.8%

*Warning: these figures indicate the number of cases found in the data file. They cannot be interpreted as summary statistics of the population of interest.*

**# q50: 16.Do you know how many legislators are there in the current session of the Legislative Yuan?(R1, R3, R6)**

<b>Information</b>	[Type= discrete] [Format=numeric] [Range= 1-999] [Missing=*]
<b>Statistics [NW/ W]</b>	[Valid=5841 /-] [Invalid=0 /-]

Value	Label	Cases	Percentage
1		5	0.1%
2		4	0.1%
3		4	0.1%
4		2	0.0%
5		2	0.0%
6		4	0.1%
7		1	0.0%
8		2	0.0%
9		1	0.0%
10		1	0.0%
12		1	0.0%
15		1	0.0%
16		1	0.0%
20		8	0.1%
30		2	0.0%
34		1	0.0%
35		1	0.0%
36		1	0.0%

# q50: 16.Do you know how many legislators are there in the current session of the Legislative Yuan?(R1, R3, R6)

Value	Label	Cases	Percentage
38		1	0.0%
40		5	0.1%
46		1	0.0%
50		6	0.1%
52		1	0.0%
53		2	0.0%
54		1	0.0%
55		1	0.0%
58		1	0.0%
60		4	0.1%
63		1	0.0%
64		1	0.0%
65		2	0.0%
68		1	0.0%
70		3	0.1%
73		2	0.0%
74		1	0.0%
75		3	0.1%
80		6	0.1%
81		1	0.0%
84		1	0.0%
85		1	0.0%
88		2	0.0%
89		1	0.0%
90		2	0.0%
98		74	1.3%
100		59	1.0%
101		1	0.0%
102		2	0.0%
103		11	0.2%
104		1	0.0%
105		9	0.2%
106		3	0.1%
107		1	0.0%
108		3	0.1%
109		1	0.0%
110		21	0.4%
111		3	0.1%
112		21	0.4%
113		218	3.7%
114		13	0.2%
115		23	0.4%
116		7	0.1%
117		8	0.1%
118		3	0.1%

# q50: 16.Do you know how many legislators are there in the current session of the Legislative Yuan?(R1, R3, R6)

Value	Label	Cases	Percentage
119		1	0.0%
120		40	0.7%
123		7	0.1%
125		15	0.3%
126		8	0.1%
127		5	0.1%
128		5	0.1%
130		24	0.4%
131		4	0.1%
132		4	0.1%
133		2	0.0%
134		2	0.0%
135		5	0.1%
136		5	0.1%
137		2	0.0%
138		1	0.0%
139		1	0.0%
140		3	0.1%
141		1	0.0%
146		1	0.0%
150		9	0.2%
151		1	0.0%
152		2	0.0%
153		1	0.0%
157		2	0.0%
160		4	0.1%
164		1	0.0%
167		1	0.0%
170		2	0.0%
176		2	0.0%
180		2	0.0%
190		1	0.0%
200		7	0.1%
203		1	0.0%
213		1	0.0%
220		2	0.0%
225		6	0.1%
230		2	0.0%
249		1	0.0%
250		5	0.1%
300		1	0.0%
340		1	0.0%
995	Refuse to answer	2	0.0%
998	Don't know	2163	37.0%
999	Skipped	2910	49.8%

**# q50: 16.Do you know how many legislators are there in the current session of the Legislative Yuan?(R1, R3, R6)**

*Warning: these figures indicate the number of cases found in the data file. They cannot be interpreted as summary statistics of the population of interest.*

**# q51: 17.How satisfied are you with the performance of the incumbent legislator in your district over the last three years?**

**Information** [Type= discrete] [Format=numeric] [Range= 1-98] [Missing=\*]

**Statistics [NW/ W]** [Valid=5841 /-] [Invalid=0 /-]

Value	Label	Cases	Percentage
1	Very satisfied	407	7.0%
2	Satisfied	1612	27.6%
3	Not very satisfied	1194	20.4%
4	Not satisfied at all	640	11.0%
95	Refuse to answer	61	1.0%
96	It's hard to say	123	2.1%
97	No opinion	347	5.9%
98	Don't know	1457	24.9%

*Warning: these figures indicate the number of cases found in the data file. They cannot be interpreted as summary statistics of the population of interest.*

**# q52: 18.Which district candidate would you vote for if the election were to be held tomorrow?(Yilan County)**

**Information** [Type= discrete] [Format=numeric] [Range= 1-99] [Missing=\*]

**Statistics [NW/ W]** [Valid=5841 /-] [Invalid=0 /-]

Value	Label	Cases	Percentage
1	Lee, Chih-Yung(KMT)	15	0.3%
2	Chen, Ou-Po(DPP)	34	0.6%
8	Wu, Zi Wei(Constitutional Conventions of Taiwan)	1	0.0%
14	Kuo, Ru-Jau(Military, Civil, and Faculty Alliance Party)	0	
22	Lin, Shiann-Shan(Pan-Pacific E.P. Union Party)	0	
24	Wu, Shao-Wen(Green Party Taiwan & Social Democratic Party AI)	1	0.0%
26	Chu, Ando(Independent)	5	0.1%
27	Sun, Po-Yu(Independent)	0	
88	Plain Aborigines	0	
89	Mountain Aborigines	0	
90	Not eligible to vote	0	
91	Wouldn't pick up the ballot	0	
92	Not yet decided	29	0.5%
93	Won't turnout to vote	17	0.3%
94	Will cast an invalid vote	2	0.0%
95	Refuse to answer	7	0.1%
96	It depends	3	0.1%
98	Don't know	9	0.2%
99	Skipped	5718	97.9%

*Warning: these figures indicate the number of cases found in the data file. They cannot be interpreted as summary statistics of the population of interest.*

**# q53: 18.Which district candidate would you vote for if the election were to be held tomorrow?(Hsinchu County)**

**Information** [Type= discrete] [Format=numeric] [Range= 1-99] [Missing=\*]

**Statistics [NW/ W]** [Valid=5841 /-] [Invalid=0 /-]

Value	Label	Cases	Percentage
1	Lin, Wei-Chou(KMT)	18	0.3%

**# q53: 18.Which district candidate would you vote for if the election were to be held tomorrow?(Hsinchu County)**

Value	Label	Cases	Percentage
7	Fan, Chen-Kui(Unionist Party)	0	
10	Su, Wen-Ying(National Health Service Alliance)	0	
14	Li, Zong Hua(Military, Civil, and Faculty Alliance Party)	0	
18	Chiu, Ching Ya(Republican Party)	5	0.1%
25	Cho, An-Thung(Faith And Hope League)	2	0.0%
26	Cheng, Yung-Chin(Independent)	12	0.2%
27	Huang, Xiu Long(Independent)	1	0.0%
88	Plain Aborigines	0	
89	Mountain Aborigines	1	0.0%
90	Not eligible to vote	0	
91	Wouldn't pick up the ballot	0	
92	Not yet decided	28	0.5%
93	Won't turnout to vote	11	0.2%
94	Will cast an invalid vote	2	0.0%
95	Refuse to answer	5	0.1%
96	It depends	2	0.0%
98	Don't know	6	0.1%
99	Skipped	5748	98.4%

*Warning: these figures indicate the number of cases found in the data file. They cannot be interpreted as summary statistics of the population of interest.*

**# q54: 18.Which district candidate would you vote for if the election were to be held tomorrow?(1st District, Miaoli County)**

<b>Information</b>	[Type= discrete] [Format=numeric] [Range= 1-99] [Missing=*]
<b>Statistics [NW/ W]</b>	[Valid=5841 /-] [Invalid=0 /-]

Value	Label	Cases	Percentage
1	Chen, Chao-Ming(KMT)	11	0.2%
2	Tu, Wen Ching(DPP)	13	0.2%
18	Kang, Shi-Ju(Republican Party)	9	0.2%
19	Lin, Yi -Fang(Free Taiwan Party)	2	0.0%
26	Huang, Yu Yan(Independent)	2	0.0%
88	Plain Aborigines	1	0.0%
89	Mountain Aborigines	0	
90	Not eligible to vote	0	
91	Wouldn't pick up the ballot	0	
92	Not yet decided	21	0.4%
93	Won't turnout to vote	10	0.2%
94	Will cast an invalid vote	2	0.0%
95	Refuse to answer	7	0.1%
96	It depends	0	
98	Don't know	1	0.0%
99	Skipped	5762	98.6%

*Warning: these figures indicate the number of cases found in the data file. They cannot be interpreted as summary statistics of the population of interest.*

**# q55: 18.Which district candidate would you vote for if the election were to be held tomorrow?(2nd District, Miaoli County)**

<b>Information</b>	[Type= discrete] [Format=numeric] [Range= 1-99] [Missing=*]
--------------------	---

**# q55: 18.Which district candidate would you vote for if the election were to be held tomorrow?(2nd District, Miaoli County)**

Statistics [NW/ W] [Valid=5841 /-] [Invalid=0 /-]

Value	Label	Cases	Percentage
1	Hsu, Chih Jung(KMT)	17	0.3%
2	Wu, Yi-Chen(DPP)	19	0.3%
19	Liu, Wen-Chung(Free Taiwan Party)	0	
26	Chou, Shu-Han(Independent)	0	
27	Tai, Wen Hsiang(Independent)	0	
88	Plain Aborigines	0	
89	Mountain Aborigines	0	
90	Not eligible to vote	0	
91	Wouldn't pick up the ballot	0	
92	Not yet decided	19	0.3%
93	Won't turnout to vote	10	0.2%
94	Will cast an invalid vote	3	0.1%
95	Refuse to answer	4	0.1%
96	It depends	1	0.0%
98	Don't know	4	0.1%
99	Skipped	5764	98.7%

Warning: these figures indicate the number of cases found in the data file. They cannot be interpreted as summary statistics of the population of interest.

**# q56: 18.Which district candidate would you vote for if the election were to be held tomorrow?(1st District, Changhua County)**

Information [Type= discrete] [Format=numeric] [Range= 1-99] [Missing=\*]

Statistics [NW/ W] [Valid=5841 /-] [Invalid=0 /-]

Value	Label	Cases	Percentage
1	Wang, Hui-Mei(KMT)	56	1.0%
2	Chen, Wen-Pin(DPP)	26	0.4%
88	Plain Aborigines	0	
89	Mountain Aborigines	0	
90	Not eligible to vote	0	
91	Wouldn't pick up the ballot	0	
92	Not yet decided	30	0.5%
93	Won't turnout to vote	13	0.2%
94	Will cast an invalid vote	2	0.0%
95	Refuse to answer	9	0.2%
96	It depends	3	0.1%
98	Don't know	7	0.1%
99	Skipped	5695	97.5%

Warning: these figures indicate the number of cases found in the data file. They cannot be interpreted as summary statistics of the population of interest.

**# q57: 18.Which district candidate would you vote for if the election were to be held tomorrow?(2nd District, Changhua County)**

Information [Type= discrete] [Format=numeric] [Range= 1-99] [Missing=\*]

Statistics [NW/ W] [Valid=5841 /-] [Invalid=0 /-]

Value	Label	Cases	Percentage
1	Lin, Tsang-Min(KMT)	19	0.3%

**# q57: 18. Which district candidate would you vote for if the election were to be held tomorrow?(2nd District, Changhua County)**

Value	Label	Cases	Percentage
2	Huang, Hsiou-Fang(DPP)	19	0.3%
12	Wen, Kuo Ming(Labour Party)	1	0.0%
19	Chang, Yao-Yuan(Republican Party)	1	0.0%
26	Liu, Yung-Chun(Independent)	0	
27	Hsu, Yung-Chin(Independent)	0	
28	Huang, Yu-Fen(Independent)	4	0.1%
88	Plain Aborigines	0	
89	Mountain Aborigines	0	
90	Not eligible to vote	0	
91	Wouldn't pick up the ballot	0	
92	Not yet decided	23	0.4%
93	Won't turnout to vote	11	0.2%
94	Will cast an invalid vote	2	0.0%
95	Refuse to answer	4	0.1%
96	It depends	2	0.0%
98	Don't know	5	0.1%
99	Skipped	5750	98.4%

*Warning: these figures indicate the number of cases found in the data file. They cannot be interpreted as summary statistics of the population of interest.*

**# q58: 18. Which district candidate would you vote for if the election were to be held tomorrow?(3rd District, Changhua County)**

Value	Label	Cases	Percentage
1	Cheng, Ru-Fen(KMT)	28	0.5%
2	Hung, Chun-Yi(DPP)	18	0.3%
4	Chen, Chao-Rong(PFP)	5	0.1%
17	Chang, Yi-Sheng(New Power Party)	2	0.0%
19	Ang, Yu-Kang(Free Taiwan Party)	1	0.0%
88	Plain Aborigines	0	
89	Mountain Aborigines	0	
90	Not eligible to vote	0	
91	Wouldn't pick up the ballot	0	
92	Not yet decided	25	0.4%
93	Won't turnout to vote	12	0.2%
94	Will cast an invalid vote	4	0.1%
95	Refuse to answer	8	0.1%
96	It depends	2	0.0%
98	Don't know	5	0.1%
99	Skipped	5731	98.1%

*Warning: these figures indicate the number of cases found in the data file. They cannot be interpreted as summary statistics of the population of interest.*

**# q59: 18. Which district candidate would you vote for if the election were to be held tomorrow?(4th District, Changhua County)**

Information	[Type= discrete] [Format=numeric] [Range= 1-99] [Missing=*]
Statistics [NW/ W]	[Valid=5841 /-] [Invalid=0 /-]

**# q59: 18. Which district candidate would you vote for if the election were to be held tomorrow?(4th District, Changhua County)**

Statistics [NW/ W] [Valid=5841 /-] [Invalid=0 /-]

Value	Label	Cases	Percentage
1	Chang, Chin-Kun(KMT)	20	0.3%
2	Chen, Su-Yueh(DPP)	32	0.5%
88	Plain Aborigines	0	
89	Mountain Aborigines	0	
90	Not eligible to vote	0	
91	Wouldn't pick up the ballot	0	
92	Not yet decided	23	0.4%
93	Won't turnout to vote	16	0.3%
94	Will cast an invalid vote	4	0.1%
95	Refuse to answer	7	0.1%
96	It depends	1	0.0%
98	Don't know	6	0.1%
99	Skipped	5732	98.1%

Warning: these figures indicate the number of cases found in the data file. They cannot be interpreted as summary statistics of the population of interest.

**# q60: 18. Which district candidate would you vote for if the election were to be held tomorrow?(1st District, Nantou County)**

Information [Type= discrete] [Format=numeric] [Range= 1-99] [Missing=\*]

Statistics [NW/ W] [Valid=5841 /-] [Invalid=0 /-]

Value	Label	Cases	Percentage
1	Ma, Wen-Chun(KMT)	26	0.4%
2	Chang, Kuor Hsin(DPP)	12	0.2%
88	Plain Aborigines	0	
89	Mountain Aborigines	0	
90	Not eligible to vote	0	
91	Wouldn't pick up the ballot	0	
92	Not yet decided	12	0.2%
93	Won't turnout to vote	4	0.1%
94	Will cast an invalid vote	5	0.1%
95	Refuse to answer	5	0.1%
96	It depends	0	
98	Don't know	5	0.1%
99	Skipped	5772	98.8%

Warning: these figures indicate the number of cases found in the data file. They cannot be interpreted as summary statistics of the population of interest.

**# q61: 18. Which district candidate would you vote for if the election were to be held tomorrow?(2nd District, Nantou County)**

Information [Type= discrete] [Format=numeric] [Range= 1-99] [Missing=\*]

Statistics [NW/ W] [Valid=5841 /-] [Invalid=0 /-]

Value	Label	Cases	Percentage
1	Hsu, Shu-Hua(KMT)	33	0.6%
2	Tsai, Huang Liang(DPP)	25	0.4%
88	Plain Aborigines	0	
89	Mountain Aborigines	0	



**# q61: 18.Which district candidate would you vote for if the election were to be held tomorrow?(2nd District, Nantou County)**

Value	Label	Cases	Percentage
90	Not eligible to vote	0	
91	Wouldn't pick up the ballot	0	
92	Not yet decided	16	0.3%
93	Won't turnout to vote	10	0.2%
94	Will cast an invalid vote	3	0.1%
95	Refuse to answer	3	0.1%
96	It depends	1	0.0%
98	Don't know	4	0.1%
99	Skipped	5746	98.4%

*Warning: these figures indicate the number of cases found in the data file. They cannot be interpreted as summary statistics of the population of interest.*

**# q62: 18.Which district candidate would you vote for if the election were to be held tomorrow?(1st District, Yunlin County)**

<b>Information</b>	[Type= discrete] [Format=numeric] [Range= 1-99] [Missing=*]
--------------------	---

<b>Statistics [NW/ W]</b>	[Valid=5841 /-] [Invalid=0 /-]
---------------------------	--------------------------------

Value	Label	Cases	Percentage
1	Chang Jung-Chi(KMT)	14	0.2%
2	Su, Chin Feng(DPP)	32	0.5%
15	Lin, Fu-Yuan(Trees Party)	3	0.1%
88	Plain Aborigines	0	
89	Mountain Aborigines	0	
90	Not eligible to vote	0	
91	Wouldn't pick up the ballot	0	
92	Not yet decided	25	0.4%
93	Won't turnout to vote	13	0.2%
94	Will cast an invalid vote	3	0.1%
95	Refuse to answer	5	0.1%
96	It depends	4	0.1%
98	Don't know	12	0.2%
99	Skipped	5730	98.1%

*Warning: these figures indicate the number of cases found in the data file. They cannot be interpreted as summary statistics of the population of interest.*

**# q63: 18.Which district candidate would you vote for if the election were to be held tomorrow?(2nd District, Yunlin County)**

<b>Information</b>	[Type= discrete] [Format=numeric] [Range= 1-99] [Missing=*]
--------------------	---

<b>Statistics [NW/ W]</b>	[Valid=5841 /-] [Invalid=0 /-]
---------------------------	--------------------------------

Value	Label	Cases	Percentage
1	Wu, Wei Chih(KMT)	16	0.3%
2	Liu, Chien Kuo(DPP)	46	0.8%
15	Chang, Chia-Wei(Trees Party)	3	0.1%
17	Wang, Wei-Ting(New Power Party)	3	0.1%
88	Plain Aborigines	0	
89	Mountain Aborigines	0	
90	Not eligible to vote	0	
91	Wouldn't pick up the ballot	0	

**# q63: 18.Which district candidate would you vote for if the election were to be held tomorrow?(2nd District, Yunlin County)**

Value	Label	Cases	Percentage
92	Not yet decided	26	0.4%
93	Won't turnout to vote	9	0.2%
94	Will cast an invalid vote	3	0.1%
95	Refuse to answer	8	0.1%
96	It depends	3	0.1%
98	Don't know	9	0.2%
99	Skipped	5715	97.8%

*Warning: these figures indicate the number of cases found in the data file. They cannot be interpreted as summary statistics of the population of interest.*

**# q64: 18.Which district candidate would you vote for if the election were to be held tomorrow?(1st District, Chiayi County)**

<b>Information</b>	[Type= discrete] [Format=numeric] [Range= 1-99] [Missing=*]
<b>Statistics [NW/ W]</b>	[Valid=5841 /-] [Invalid=0 /-]

Value	Label	Cases	Percentage
1	Lin, Chiang-Chuan(KMT)	7	0.1%
2	Tsai, Yi-Yu(DPP)	24	0.4%
26	Chiu, Kun-Lung(Independent)	1	0.0%
88	Plain Aborigines	0	
89	Mountain Aborigines	0	
90	Not eligible to vote	0	
91	Wouldn't pick up the ballot	0	
92	Not yet decided	16	0.3%
93	Won't turnout to vote	5	0.1%
94	Will cast an invalid vote	4	0.1%
95	Refuse to answer	5	0.1%
96	It depends	1	0.0%
98	Don't know	4	0.1%
99	Skipped	5774	98.9%

*Warning: these figures indicate the number of cases found in the data file. They cannot be interpreted as summary statistics of the population of interest.*

**# q65: 18.Which district candidate would you vote for if the election were to be held tomorrow?(2nd District, Chiayi County)**

<b>Information</b>	[Type= discrete] [Format=numeric] [Range= 1-99] [Missing=*]
<b>Statistics [NW/ W]</b>	[Valid=5841 /-] [Invalid=0 /-]

Value	Label	Cases	Percentage
1	Lin, Yu-Ling(KMT)	9	0.2%
2	Chen, Ming-Wen(DPP)	17	0.3%
8	Lai, Ching-Min(Constitutional Conventions of Taiwan)	1	0.0%
88	Plain Aborigines	0	
89	Mountain Aborigines	0	
90	Not eligible to vote	0	
91	Wouldn't pick up the ballot	0	
92	Not yet decided	14	0.2%
93	Won't turnout to vote	12	0.2%
94	Will cast an invalid vote	5	0.1%

**# q65: 18. Which district candidate would you vote for if the election were to be held tomorrow?(2nd District, Chiayi County)**

Value	Label	Cases	Percentage
95	Refuse to answer	3	0.1%
96	It depends	2	0.0%
98	Don't know	6	0.1%
99	Skipped	5772	98.8%

*Warning: these figures indicate the number of cases found in the data file. They cannot be interpreted as summary statistics of the population of interest.*

**# q66: 18. Which district candidate would you vote for if the election were to be held tomorrow?(1st District, Pingtung County)**

<b>Information</b>	[Type= discrete] [Format=numeric] [Range= 1-99] [Missing=*]
<b>Statistics [NW/ W]</b>	[Valid=5841 /-] [Invalid=0 /-]

Value	Label	Cases	Percentage
1	Liao, Wan-Ju(KMT)	14	0.2%
2	Su, Zhen Qing(DPP)	30	0.5%
88	Plain Aborigines	0	
89	Mountain Aborigines	2	0.0%
90	Not eligible to vote	0	
91	Wouldn't pick up the ballot	0	
92	Not yet decided	12	0.2%
93	Won't turnout to vote	10	0.2%
94	Will cast an invalid vote	1	0.0%
95	Refuse to answer	3	0.1%
96	It depends	0	
98	Don't know	11	0.2%
99	Skipped	5758	98.6%

*Warning: these figures indicate the number of cases found in the data file. They cannot be interpreted as summary statistics of the population of interest.*

**# q67: 18. Which district candidate would you vote for if the election were to be held tomorrow?(2nd District, Pingtung County)**

<b>Information</b>	[Type= discrete] [Format=numeric] [Range= 1-99] [Missing=*]
<b>Statistics [NW/ W]</b>	[Valid=5841 /-] [Invalid=0 /-]

Value	Label	Cases	Percentage
1	Wang, Chin-Shih(KMT)	19	0.3%
2	Chung, Chia-Pin(DPP)	15	0.3%
88	Plain Aborigines	0	
89	Mountain Aborigines	0	
90	Not eligible to vote	0	
91	Wouldn't pick up the ballot	0	
92	Not yet decided	13	0.2%
93	Won't turnout to vote	9	0.2%
94	Will cast an invalid vote	0	
95	Refuse to answer	4	0.1%
96	It depends	2	0.0%
98	Don't know	3	0.1%
99	Skipped	5776	98.9%

*Warning: these figures indicate the number of cases found in the data file. They cannot be interpreted as summary statistics of the population of interest.*

**# q68: 18.Which district candidate would you vote for if the election were to be held tomorrow?(3rd District, Pingtung County)**

**Information** [Type= discrete] [Format=numeric] [Range= 1-99] [Missing=\*]

**Statistics [NW/ W]** [Valid=5841 /-] [Invalid=0 /-]

Value	Label	Cases	Percentage
1	Hsu, Chin Ju(KMT)	2	0.0%
2	Chuang, Jui-Hsuing(DPP)	25	0.4%
7	Chang, Chao-Yang(Unionist Party)	0	
19	Ding, Yong Zhi(Free Taiwan Party)	0	
26	Huang, Chao-Chang(Independent)	13	0.2%
88	Plain Aborigines	0	
89	Mountain Aborigines	0	
90	Not eligible to vote	0	
91	Wouldn't pick up the ballot	0	
92	Not yet decided	13	0.2%
93	Won't turnout to vote	10	0.2%
94	Will cast an invalid vote	2	0.0%
95	Refuse to answer	3	0.1%
96	It depends	2	0.0%
98	Don't know	6	0.1%
99	Skipped	5765	98.7%

*Warning: these figures indicate the number of cases found in the data file. They cannot be interpreted as summary statistics of the population of interest.*

**# q69: 18.Which district candidate would you vote for if the election were to be held tomorrow?(Taitung County)**

**Information** [Type= discrete] [Format=numeric] [Range= 1-99] [Missing=\*]

**Statistics [NW/ W]** [Valid=5841 /-] [Invalid=0 /-]

Value	Label	Cases	Percentage
1	Chen, Chien-Ke(KMT)	2	0.0%
2	Liu, Chao-Hao(DPP)	10	0.2%
88	Plain Aborigines	1	0.0%
89	Mountain Aborigines	0	
90	Not eligible to vote	0	
91	Wouldn't pick up the ballot	0	
92	Not yet decided	8	0.1%
93	Won't turnout to vote	7	0.1%
94	Will cast an invalid vote	1	0.0%
95	Refuse to answer	1	0.0%
96	It depends	0	
98	Don't know	2	0.0%
99	Skipped	5809	99.5%

*Warning: these figures indicate the number of cases found in the data file. They cannot be interpreted as summary statistics of the population of interest.*

**# q70: 18.Which district candidate would you vote for if the election were to be held tomorrow?(Hualien County)**

**Information** [Type= discrete] [Format=numeric] [Range= 1-99] [Missing=\*]

**Statistics [NW/ W]** [Valid=5841 /-] [Invalid=0 /-]

Value	Label	Cases	Percentage
1	Wang, Ting Sheng(KMT)	24	0.4%

**# q70: 18.Which district candidate would you vote for if the election were to be held tomorrow?(Hualien County)**

Value	Label	Cases	Percentage
2	Xiao, Mei Qin(DPP)	26	0.4%
22	Yang, Wu Kong(Pan-Pacific E.P. Union Party)	1	0.0%
26	Huang, Shi Peng(Independent)	0	
88	Plain Aborigines	1	0.0%
89	Mountain Aborigines	0	
90	Not eligible to vote	0	
91	Wouldn't pick up the ballot	0	
92	Not yet decided	8	0.1%
93	Won't turnout to vote	7	0.1%
94	Will cast an invalid vote	2	0.0%
95	Refuse to answer	3	0.1%
96	It depends	1	0.0%
98	Don't know	4	0.1%
99	Skipped	5764	98.7%

*Warning: these figures indicate the number of cases found in the data file. They cannot be interpreted as summary statistics of the population of interest.*

**# q71: 18.Which district candidate would you vote for if the election were to be held tomorrow?(Penghu County)**

<b>Information</b>	[Type= discrete] [Format=numeric] [Range= 1-99] [Missing=*]
<b>Statistics [NW/ W]</b>	[Valid=5841 /-] [Invalid=0 /-]

Value	Label	Cases	Percentage
1	Chen, Shuang Chuan(KMT)	2	0.0%
2	Yang, Yao(DPP)	7	0.1%
6	Huang, Han-Tung(Taiwan Labor Party)	0	
15	Sheng, I Che(Trees Party)	0	
88	Plain Aborigines	0	
89	Mountain Aborigines	0	
90	Not eligible to vote	0	
91	Wouldn't pick up the ballot	0	
92	Not yet decided	3	0.1%
93	Won't turnout to vote	3	0.1%
94	Will cast an invalid vote	0	
95	Refuse to answer	1	0.0%
96	It depends	0	
98	Don't know	0	
99	Skipped	5825	99.7%

*Warning: these figures indicate the number of cases found in the data file. They cannot be interpreted as summary statistics of the population of interest.*

**# q72: 18.Which district candidate would you vote for if the election were to be held tomorrow?(Keelung City)**

<b>Information</b>	[Type= discrete] [Format=numeric] [Range= 1-99] [Missing=*]
<b>Statistics [NW/ W]</b>	[Valid=5841 /-] [Invalid=0 /-]

Value	Label	Cases	Percentage
1	Hau, Lung-Bin(KMT)	20	0.3%
2	Tsa,i Shi Ying(DPP)	17	0.3%
3	Liu, Wen-Hsiung(PFP)	6	0.1%
18	Yang, Shi Cheng(Republican Party)	2	0.0%
88	Plain Aborigines	0	

# q72: 18.Which district candidate would you vote for if the election were to be held tomorrow?(Keelung City)

Value	Label	Cases	Percentage
89	Mountain Aborigines	0	
90	Not eligible to vote	0	
91	Wouldn't pick up the ballot	0	
92	Not yet decided	23	0.4%
93	Won't turnout to vote	19	0.3%
94	Will cast an invalid vote	1	0.0%
95	Refuse to answer	6	0.1%
96	It depends	0	
98	Don't know	6	0.1%
99	Skipped	5741	98.3%

Warning: these figures indicate the number of cases found in the data file. They cannot be interpreted as summary statistics of the population of interest.

# q73: 18.Which district candidate would you vote for if the election were to be held tomorrow?(Hsinchu City)

<b>Information</b>	[Type= discrete] [Format=numeric] [Range= 1-99] [Missing=*]
<b>Statistics [NW/ W]</b>	[Valid=5841 /-] [Invalid=0 /-]

Value	Label	Cases	Percentage
1	Cheng, Cheng Chien(KMT)	9	0.2%
2	Ke, Jian Ming(DPP)	15	0.3%
3	Ou, Chung-Ching(PFP)	1	0.0%
14	Wei, Bert(Military, Civil, and Faculty Alliance Party)	0	
17	Chiu, Hsieh-Chih(New Power Party)	9	0.2%
19	Lin, Chia-Yu(Free Taiwan Party)	0	
26	Zeng, Yao Cheng(Independent)	0	
27	Huang ,Yuan-Fu(Independent)	0	
28	Wang, Rong De(Independent)	1	0.0%
29	Wu, Shu-Min(Independent)	0	
88	Plain Aborigines	0	
89	Mountain Aborigines	0	
90	Not eligible to vote	0	
91	Wouldn't pick up the ballot	0	
92	Not yet decided	8	0.1%
93	Won't turnout to vote	11	0.2%
94	Will cast an invalid vote	2	0.0%
95	Refuse to answer	5	0.1%
96	It depends	0	
98	Don't know	9	0.2%
99	Skipped	5771	98.8%

Warning: these figures indicate the number of cases found in the data file. They cannot be interpreted as summary statistics of the population of interest.

# q74: 18.Which district candidate would you vote for if the election were to be held tomorrow?(Chiayi City)

<b>Information</b>	[Type= discrete] [Format=numeric] [Range= 1-99] [Missing=*]
<b>Statistics [NW/ W]</b>	[Valid=5841 /-] [Invalid=0 /-]

Value	Label	Cases	Percentage
1	Wu, Yu-Jen(KMT)	15	0.3%
2	Lee, Chun-Yi(DPP)	18	0.3%
26	Weng, Shou-liang(Independent)	5	0.1%

# q74: 18.Which district candidate would you vote for if the election were to be held tomorrow?(Chiayi City)

Value	Label	Cases	Percentage
27	Huang, Hung-Chen-Taiwan-Ah-Chen-World-Great-Person-Rich-Pres	1	0.0%
88	Plain Aborigines	0	
89	Mountain Aborigines	0	
90	Not eligible to vote	0	
91	Wouldn't pick up the ballot	0	
92	Not yet decided	12	0.2%
93	Won't turnout to vote	16	0.3%
94	Will cast an invalid vote	1	0.0%
95	Refuse to answer	5	0.1%
96	It depends	0	
98	Don't know	4	0.1%
99	Skipped	5764	98.7%

Warning: these figures indicate the number of cases found in the data file. They cannot be interpreted as summary statistics of the population of interest.

# q75: 18.Which district candidate would you vote for if the election were to be held tomorrow?(Kinmen County)

<b>Information</b>	[Type= discrete] [Format=numeric] [Range= 1-99] [Missing=*]
<b>Statistics [NW/ W]</b>	[Valid=5841 /-] [Invalid=0 /-]

Value	Label	Cases	Percentage
1	Yang, Cheng-Wu(KMT)	4	0.1%
2	Chen, Tsang-Chiang(DPP)	2	0.0%
3	Wu, Cherng-Dean(NP)	1	0.0%
6	Chen, Te-Hui(Taiwan Labor Party)	0	
14	Kao, Dan-Hwa(Military, Civil, and Faculty Alliance Party)	0	
26	Chang, Cheng-Fa(Independent)	0	
27	Hong, Zhi Heng(Independent)	0	
28	Tony Chen Ton Lee(Independent)	0	
88	Plain Aborigines	0	
89	Mountain Aborigines	0	
90	Not eligible to vote	0	
91	Wouldn't pick up the ballot	0	
92	Not yet decided	4	0.1%
93	Won't turnout to vote	2	0.0%
94	Will cast an invalid vote	0	
95	Refuse to answer	0	
96	It depends	2	0.0%
98	Don't know	0	
99	Skipped	5826	99.7%

Warning: these figures indicate the number of cases found in the data file. They cannot be interpreted as summary statistics of the population of interest.

# q76: 18.Which district candidate would you vote for if the election were to be held tomorrow?(Lienchiang County)

<b>Information</b>	[Type= discrete] [Format=numeric] [Range= 1-99] [Missing=*]
<b>Statistics [NW/ W]</b>	[Valid=5841 /-] [Invalid=0 /-]

Value	Label	Cases	Percentage
1	Chen, Hsueh-Sheng(KMT)	0	
7	Chang, Chun Pao(Unionist Party)	0	

# q76: 18.Which district candidate would you vote for if the election were to be held tomorrow?(Lienchiang County)

Value	Label	Cases	Percentage
15	Su, Po Hao(Trees Party)	0	
26	Lin, Chin Kuan(Independent)	0	
88	Plain Aborigines	0	
89	Mountain Aborigines	0	
90	Not eligible to vote	0	
91	Wouldn't pick up the ballot	0	
92	Not yet decided	0	
93	Won't turnout to vote	1	0.0%
94	Will cast an invalid vote	0	
95	Refuse to answer	0	
96	It depends	0	
98	Don't know	0	
99	Skipped	5840	100.0%

Warning: these figures indicate the number of cases found in the data file. They cannot be interpreted as summary statistics of the population of interest.

# q77: 18.Which district candidate would you vote for if the election were to be held tomorrow?(1st District, Taipei City)

<b>Information</b>	[Type= discrete] [Format=numeric] [Range= 1-99] [Missing=*]
<b>Statistics [NW/ W]</b>	[Valid=5841 /-] [Invalid=0 /-]

Value	Label	Cases	Percentage
1	Ting, Shou-chung(KMT)	25	0.4%
2	Wu, Szu-Yao(DPP)	20	0.3%
10	Wu, Zhong Zheng(National Health Service Alliance)	1	0.0%
18	Wang, Ching-Ya(Republican Party)	0	
20	Huang, Ching Yuan(Taiwan Independence Party)	0	
88	Plain Aborigines	1	0.0%
89	Mountain Aborigines	0	
90	Not eligible to vote	0	
91	Wouldn't pick up the ballot	0	
92	Not yet decided	22	0.4%
93	Won't turnout to vote	14	0.2%
94	Will cast an invalid vote	0	
95	Refuse to answer	7	0.1%
96	It depends	0	
98	Don't know	2	0.0%
99	Skipped	5749	98.4%

Warning: these figures indicate the number of cases found in the data file. They cannot be interpreted as summary statistics of the population of interest.

# q78: 18.Which district candidate would you vote for if the election were to be held tomorrow?(2nd District, Taipei City)

<b>Information</b>	[Type= discrete] [Format=numeric] [Range= 2-99] [Missing=*]
<b>Statistics [NW/ W]</b>	[Valid=5841 /-] [Invalid=0 /-]

Value	Label	Cases	Percentage
2	Yao, Wen-Chih(DPP)	16	0.3%
3	Pan, Wynn H.T.(NP)	10	0.2%
10	Lin, Xing Rong(National Health Service Alliance)	0	



**# q78: 18.Which district candidate would you vote for if the election were to be held tomorrow?(2nd District, Taipei City)**

Value	Label	Cases	Percentage
19	Chen, Jian Bin(Free Taiwan Party)	0	
20	Chen, Min Chien(Taiwan Independence Party)	0	
25	Wu, Chun-Te(Faith And Hope League)	0	
26	Wang, Ming-Tzong AarMing(Independent)	0	
88	Plain Aborigines	0	
89	Mountain Aborigines	0	
90	Not eligible to vote	0	
91	Wouldn't pick up the ballot	0	
92	Not yet decided	14	0.2%
93	Won't turnout to vote	13	0.2%
94	Will cast an invalid vote	0	
95	Refuse to answer	3	0.1%
96	It depends	2	0.0%
98	Don't know	6	0.1%
99	Skipped	5777	98.9%

*Warning: these figures indicate the number of cases found in the data file. They cannot be interpreted as summary statistics of the population of interest.*

**# q79: 18.Which district candidate would you vote for if the election were to be held tomorrow?(3rd District, Taipei City)**

<b>Information</b>	[Type= discrete] [Format=numeric] [Range= 1-99] [Missing=*]
--------------------	---

<b>Statistics [NW/ W]</b>	[Valid=5841 /-] [Invalid=0 /-]
---------------------------	--------------------------------

Value	Label	Cases	Percentage
1	Chiang, Wan-An(KMT)	12	0.2%
8	Kao, Shih-En(Constitutional Conventions of Taiwan)	0	
14	Li, Cheng-Yueh(Military, Civil, and Faculty Alliance Party)	0	
16	Ciou, Jheng Hao(Peace Pigeon Union Party)	0	
20	Lim, Sin Khai(Taiwan Independence Party)	0	
24	Lee, Yen-jong(Green Party Taiwan & Social Democratic Party A	1	0.0%
26	Chao, Yieng-Jack(Independent)	0	
27	Huang, Li-Hsiang(Independent)	0	
28	Pan, Billy(Independent)	5	0.1%
29	Chen, Alf Ke-Yin(Independent)	0	
88	Plain Aborigines	0	
89	Mountain Aborigines	0	
90	Not eligible to vote	1	0.0%
91	Wouldn't pick up the ballot	0	
92	Not yet decided	20	0.3%
93	Won't turnout to vote	4	0.1%
94	Will cast an invalid vote	0	
95	Refuse to answer	5	0.1%
96	It depends	0	
98	Don't know	8	0.1%
99	Skipped	5785	99.0%

*Warning: these figures indicate the number of cases found in the data file. They cannot be interpreted as summary statistics of the population of interest.*

**# q80: 18.Which district candidate would you vote for if the election were to be held tomorrow?(4th District, Taipei City)**

<b>Information</b>	[Type= discrete] [Format=numeric] [Range= 1-99] [Missing=*]
<b>Statistics [NW/ W]</b>	[Valid=5841 /-] [Invalid=0 /-]

Value	Label	Cases	Percentage
1	Lee, Yen-Hsiu(KMT)	11	0.2%
4	Huang, Shan Shan(PFP)	38	0.7%
5	Hsiao, Ya-Tan(TSU)	1	0.0%
16	Li, Yueh Feng(Peace Pigeon Union Party)	0	
17	Lin, Shao Chi(New Power Party)	2	0.0%
20	Chen, ChaoO Ming(Taiwan Independence Party)	0	
24	Chen, Shang-chih(Green Party Taiwan & Social Democratic Part	0	
26	Ho, Wei(Independent)	0	
88	Plain Aborigines	1	0.0%
89	Mountain Aborigines	0	
90	Not eligible to vote	0	
91	Wouldn't pick up the ballot	0	
92	Not yet decided	25	0.4%
93	Won't turnout to vote	9	0.2%
94	Will cast an invalid vote	2	0.0%
95	Refuse to answer	7	0.1%
96	It depends	2	0.0%
98	Don't know	5	0.1%
99	Skipped	5738	98.2%

*Warning: these figures indicate the number of cases found in the data file. They cannot be interpreted as summary statistics of the population of interest.*

**# q81: 18.Which district candidate would you vote for if the election were to be held tomorrow?(5th District, Taipei City)**

<b>Information</b>	[Type= discrete] [Format=numeric] [Range= 1-99] [Missing=*]
<b>Statistics [NW/ W]</b>	[Valid=5841 /-] [Invalid=0 /-]

Value	Label	Cases	Percentage
1	Lin, Yu-Fang(KMT)	19	0.3%
8	Hong, Sneng Cheng(Constitutional Conventions of Taiwan)	0	
15	You, Rui Min(Trees Party)	0	
17	Lim, Freddy(New Power Party)	18	0.3%
20	Li, Jia Xing(Taiwan Independence Party)	1	0.0%
26	Gong, Wei Lun(Independent)	0	
27	Huang, Fui Ching(Independent)	0	
88	Plain Aborigines	0	
89	Mountain Aborigines	0	
90	Not eligible to vote	0	
91	Wouldn't pick up the ballot	0	
92	Not yet decided	12	0.2%
93	Won't turnout to vote	13	0.2%
94	Will cast an invalid vote	2	0.0%
95	Refuse to answer	4	0.1%
96	It depends	1	0.0%

**# q81: 18.Which district candidate would you vote for if the election were to be held tomorrow?(5th District, Taipei City)**

Value	Label	Cases	Percentage
98	Don't know	0	
99	Skipped	5771	98.8%

*Warning: these figures indicate the number of cases found in the data file. They cannot be interpreted as summary statistics of the population of interest.*

**# q82: 18.Which district candidate would you vote for if the election were to be held tomorrow?(6th District, Taipei City)**

<b>Information</b>	[Type= discrete] [Format=numeric] [Range= 1-99] [Missing=*]
<b>Statistics [NW/ W]</b>	[Valid=5841 /-] [Invalid=0 /-]

Value	Label	Cases	Percentage
1	Chiang, Nai-Shn(KMT)	10	0.2%
8	Ku, Wen Fa(Constitutional Conventions of Taiwan)	0	
11	Jeng, Tsuen-Chyi(People's Democratic Front)	1	0.0%
15	Chen, Chia-Hung(Trees Party)	0	
18	Wu, Hsu-Chih(Republican Party)	1	0.0%
20	Lin, Zhen Yu(Taiwan Independence Party)	0	
24	Fan, Yun(Green Party Taiwan & Social Democratic Party Allian	3	0.1%
25	Tseng, Hsien-Ying(Faith And Hope League)	0	
26	Zhao, Yan Qing(Independent)	0	
27	Chou, Fang-Ju(Independent)	0	
28	Liang,Pang Wei(Independent)	0	
29	Chiang, Nancy(Independent)	0	
88	Plain Aborigines	0	
89	Mountain Aborigines	0	
90	Not eligible to vote	0	
91	Wouldn't pick up the ballot	0	
92	Not yet decided	21	0.4%
93	Won't turnout to vote	9	0.2%
94	Will cast an invalid vote	1	0.0%
95	Refuse to answer	3	0.1%
96	It depends	0	
98	Don't know	1	0.0%
99	Skipped	5791	99.1%

*Warning: these figures indicate the number of cases found in the data file. They cannot be interpreted as summary statistics of the population of interest.*

**# q83: 18.Which district candidate would you vote for if the election were to be held tomorrow?(7th District, Taipei City)**

<b>Information</b>	[Type= discrete] [Format=numeric] [Range= 1-99] [Missing=*]
<b>Statistics [NW/ W]</b>	[Valid=5841 /-] [Invalid=0 /-]

Value	Label	Cases	Percentage
1	Fai, Hrong-Tai(KMT)	19	0.3%
8	Fan,Yang-Lu(Constitutional Conventions of Taiwan)	0	
16	Su, Chen-Ying(Peace Pigeon Union Party)	0	
20	Lin, Susan(Taiwan Independence Party)	0	
24	Lu, Jennifer(Green Party Taiwan & Social Democratic Party Al	2	0.0%
26	Yang, Shih-Chiu(Independent)	11	0.2%

**# q83: 18.Which district candidate would you vote for if the election were to be held tomorrow?(7th District, Taipei City)**

Value	Label	Cases	Percentage
27	Curry, Peter(Independent)	0	
28	Lin, Wen-Jye(Independent)	0	
88	Plain Aborigines	0	
89	Mountain Aborigines	0	
90	Not eligible to vote	0	
91	Wouldn't pick up the ballot	0	
92	Not yet decided	16	0.3%
93	Won't turnout to vote	7	0.1%
94	Will cast an invalid vote	1	0.0%
95	Refuse to answer	6	0.1%
96	It depends	0	
98	Don't know	1	0.0%
99	Skipped	5778	98.9%

*Warning: these figures indicate the number of cases found in the data file. They cannot be interpreted as summary statistics of the population of interest.*

**# q84: 18.Which district candidate would you vote for if the election were to be held tomorrow?(8th District, Taipei City)**

<b>Information</b>	[Type= discrete] [Format=numeric] [Range= 1-99] [Missing=*]
<b>Statistics [NW/ W]</b>	[Valid=5841 /-] [Invalid=0 /-]

Value	Label	Cases	Percentage
1	Lai, Shyh-Bao(KMT)	20	0.3%
6	Chen, Lucent(Taiwan Labor Party)	0	
24	Miao, Poya(Green Party Taiwan & Social Democratic Party Alli	2	0.0%
26	Fang Jing-Jun(Independent)	0	
27	Lai, Shu-Shen(Independent)	0	
28	Lee, Ching-Yuan(Independent)	15	0.3%
88	Plain Aborigines	1	0.0%
89	Mountain Aborigines	0	
90	Not eligible to vote	0	
91	Wouldn't pick up the ballot	0	
92	Not yet decided	17	0.3%
93	Won't turnout to vote	16	0.3%
94	Will cast an invalid vote	4	0.1%
95	Refuse to answer	3	0.1%
96	It depends	6	0.1%
98	Don't know	6	0.1%
99	Skipped	5751	98.5%

*Warning: these figures indicate the number of cases found in the data file. They cannot be interpreted as summary statistics of the population of interest.*

**# q85: 18.Which district candidate would you vote for if the election were to be held tomorrow?(1st District, Kaohsiung City)**

<b>Information</b>	[Type= discrete] [Format=numeric] [Range= 1-99] [Missing=*]
<b>Statistics [NW/ W]</b>	[Valid=5841 /-] [Invalid=0 /-]

Value	Label	Cases	Percentage
1	Chung, Yi-Chung(KMT)	6	0.1%

**# q85: 18.Which district candidate would you vote for if the election were to be held tomorrow?(1st District, Kaohsiung City)**

Value	Label	Cases	Percentage
2	Chiu, Yi-Ying(DPP)	26	0.4%
7	Liu, Zi Lin(Unionist Party)	0	
16	Chuang, Ting Hsin(Peace Pigeon Union Party)	0	
88	Plain Aborigines	0	
89	Mountain Aborigines	0	
90	Not eligible to vote	0	
91	Wouldn't pick up the ballot	0	
92	Not yet decided	9	0.2%
93	Won't turnout to vote	8	0.1%
94	Will cast an invalid vote	0	
95	Refuse to answer	8	0.1%
96	It depends	1	0.0%
98	Don't know	3	0.1%
99	Skipped	5780	99.0%

*Warning: these figures indicate the number of cases found in the data file. They cannot be interpreted as summary statistics of the population of interest.*

**# q86: 18.Which district candidate would you vote for if the election were to be held tomorrow?(2nd District, Kaohsiung City)**

<b>Information</b>	[Type= discrete] [Format=numeric] [Range= 1-99] [Missing=*]
<b>Statistics [NW/ W]</b>	[Valid=5841 /-] [Invalid=0 /-]

Value	Label	Cases	Percentage
1	Huang, Yun-Han(KMT)	14	0.2%
2	Chiu Chih-Wei(DPP)	38	0.7%
7	Huang, Jin Ling(Unionist Party)	0	
15	Li, Bo Rong(Trees Party)	0	
19	Zeng, Ying Feng(Free Taiwan Party)	1	0.0%
88	Plain Aborigines	0	
89	Mountain Aborigines	0	
90	Not eligible to vote	0	
91	Wouldn't pick up the ballot	0	
92	Not yet decided	21	0.4%
93	Won't turnout to vote	12	0.2%
94	Will cast an invalid vote	1	0.0%
95	Refuse to answer	2	0.0%
96	It depends	1	0.0%
98	Don't know	4	0.1%
99	Skipped	5747	98.4%

*Warning: these figures indicate the number of cases found in the data file. They cannot be interpreted as summary statistics of the population of interest.*

**# q87: 18.Which district candidate would you vote for if the election were to be held tomorrow?(3rd District, Kaohsiung City)**

<b>Information</b>	[Type= discrete] [Format=numeric] [Range= 1-99] [Missing=*]
<b>Statistics [NW/ W]</b>	[Valid=5841 /-] [Invalid=0 /-]

Value	Label	Cases	Percentage
1	Chang, Hsien-Yao(KMT)	19	0.3%

**# q87: 18.Which district candidate would you vote for if the election were to be held tomorrow?(3rd District, Kaohsiung City)**

Value	Label	Cases	Percentage
2	Liu, Shyh Fang(DPP)	24	0.4%
8	Zhuang, Ming Xian(Constitutional Conventions of Taiwan)	0	
25	Liang, Pei Chen(Faith And Hope League)	1	0.0%
26	Lyon, Shu Fu(Independent)	2	0.0%
88	Plain Aborigines	0	
89	Mountain Aborigines	0	
90	Not eligible to vote	0	
91	Wouldn't pick up the ballot	0	
92	Not yet decided	20	0.3%
93	Won't turnout to vote	15	0.3%
94	Will cast an invalid vote	0	
95	Refuse to answer	9	0.2%
96	It depends	0	
98	Don't know	7	0.1%
99	Skipped	5744	98.3%

*Warning: these figures indicate the number of cases found in the data file. They cannot be interpreted as summary statistics of the population of interest.*

**# q88: 18.Which district candidate would you vote for if the election were to be held tomorrow?(4th District, Kaohsiung City)**

<b>Information</b>	[Type= discrete] [Format=numeric] [Range= 1-99] [Missing=*]
--------------------	---

<b>Statistics [NW/ W]</b>	[Valid=5841 /-] [Invalid=0 /-]
---------------------------	--------------------------------

Value	Label	Cases	Percentage
1	Kuo, Lun Hao Lucas(KMT)	5	0.1%
2	Lin, Tai-Hua(DPP)	34	0.6%
7	Lin, Jun Yang(Unionist Party)	0	
88	Plain Aborigines	1	0.0%
89	Mountain Aborigines	0	
90	Not eligible to vote	0	
91	Wouldn't pick up the ballot	0	
92	Not yet decided	7	0.1%
93	Won't turnout to vote	4	0.1%
94	Will cast an invalid vote	1	0.0%
95	Refuse to answer	1	0.0%
96	It depends	0	
98	Don't know	3	0.1%
99	Skipped	5785	99.0%

*Warning: these figures indicate the number of cases found in the data file. They cannot be interpreted as summary statistics of the population of interest.*

**# q89: 18.Which district candidate would you vote for if the election were to be held tomorrow?(5th District, Kaohsiung City)**

<b>Information</b>	[Type= discrete] [Format=numeric] [Range= 1-99] [Missing=*]
--------------------	---

<b>Statistics [NW/ W]</b>	[Valid=5841 /-] [Invalid=0 /-]
---------------------------	--------------------------------

Value	Label	Cases	Percentage
1	Tsai, Chin-Yen(KMT)	7	0.1%
2	Kuan, Bi Ling(DPP)	20	0.3%

**# q89: 18.Which district candidate would you vote for if the election were to be held tomorrow?(5th District, Kaohsiung City)**

Value	Label	Cases	Percentage
14	Wang, Hsin-Chang(Military, Civil, and Faculty Alliance Party)	0	
16	Yang, Zong Ying(Peace Pigeon Union Party)	0	
88	Plain Aborigines	0	
89	Mountain Aborigines	0	
90	Not eligible to vote	0	
91	Wouldn't pick up the ballot	0	
92	Not yet decided	12	0.2%
93	Won't turnout to vote	3	0.1%
94	Will cast an invalid vote	0	
95	Refuse to answer	3	0.1%
96	It depends	0	
98	Don't know	1	0.0%
99	Skipped	5795	99.2%

*Warning: these figures indicate the number of cases found in the data file. They cannot be interpreted as summary statistics of the population of interest.*

**# q90: 18.Which district candidate would you vote for if the election were to be held tomorrow?(6th District, Kaohsiung City)**

<b>Information</b>	[Type= discrete] [Format=numeric] [Range= 1-99] [Missing=*]
<b>Statistics [NW/ W]</b>	[Valid=5841 /-] [Invalid=0 /-]

Value	Label	Cases	Percentage
1	Huang, Po Lin(KMT)	14	0.2%
2	Lee, Kun Tse(DPP)	22	0.4%
16	Yang, Han Chi(Peace Pigeon Union Party)	1	0.0%
88	Plain Aborigines	0	
89	Mountain Aborigines	0	
90	Not eligible to vote	0	
91	Wouldn't pick up the ballot	0	
92	Not yet decided	12	0.2%
93	Won't turnout to vote	11	0.2%
94	Will cast an invalid vote	1	0.0%
95	Refuse to answer	6	0.1%
96	It depends	0	
98	Don't know	1	0.0%
99	Skipped	5773	98.8%

*Warning: these figures indicate the number of cases found in the data file. They cannot be interpreted as summary statistics of the population of interest.*

**# q91: 18.Which district candidate would you vote for if the election were to be held tomorrow?(7th District, Kaohsiung City)**

<b>Information</b>	[Type= discrete] [Format=numeric] [Range= 1-99] [Missing=*]
<b>Statistics [NW/ W]</b>	[Valid=5841 /-] [Invalid=0 /-]

Value	Label	Cases	Percentage
1	Zhuang, Qi Wang(KMT)	9	0.2%
2	Chao, Tien Lin(DPP)	28	0.5%
16	Chen, Su Li(Peace Pigeon Union Party)	0	
17	Chen, Hui-Min(New Power Party)	1	0.0%

**# q91: 18.Which district candidate would you vote for if the election were to be held tomorrow?(7th District, Kaohsiung City)**

Value	Label	Cases	Percentage
26	Lin, Jing Yuan(Independent)	1	0.0%
88	Plain Aborigines	0	
89	Mountain Aborigines	0	
90	Not eligible to vote	0	
91	Wouldn't pick up the ballot	0	
92	Not yet decided	16	0.3%
93	Won't turnout to vote	12	0.2%
94	Will cast an invalid vote	0	
95	Refuse to answer	1	0.0%
96	It depends	1	0.0%
98	Don't know	2	0.0%
99	Skipped	5770	98.8%

*Warning: these figures indicate the number of cases found in the data file. They cannot be interpreted as summary statistics of the population of interest.*

**# q92: 18.Which district candidate would you vote for if the election were to be held tomorrow?(8th District, Kaohsiung City)**

<b>Information</b>	[Type= discrete] [Format=numeric] [Range= 1-99] [Missing=*]
<b>Statistics [NW/ W]</b>	[Valid=5841 /-] [Invalid=0 /-]

Value	Label	Cases	Percentage
1	Huang, Hsi Wen(KMT)	8	0.1%
2	Xu, Zhi Jie(DPP)	28	0.5%
7	Wang Ting Xuan(Unionist Party)	0	
11	Chang, Yu Hwa(People's Democratic Front)	0	
14	Liu, Yi Xiong(Military, Civil, and Faculty Alliance Party)	1	0.0%
17	Chen, Han Ku(New Power Party)	0	
21	Ma, Kai Ni(Social Welfare Party)	0	
88	Plain Aborigines	0	
89	Mountain Aborigines	0	
90	Not eligible to vote	0	
91	Wouldn't pick up the ballot	0	
92	Not yet decided	15	0.3%
93	Won't turnout to vote	13	0.2%
94	Will cast an invalid vote	1	0.0%
95	Refuse to answer	7	0.1%
96	It depends	0	
98	Don't know	9	0.2%
99	Skipped	5759	98.6%

*Warning: these figures indicate the number of cases found in the data file. They cannot be interpreted as summary statistics of the population of interest.*

**# q93: 18.Which district candidate would you vote for if the election were to be held tomorrow?(9th District, Kaohsiung City)**

<b>Information</b>	[Type= discrete] [Format=numeric] [Range= 1-99] [Missing=*]
<b>Statistics [NW/ W]</b>	[Valid=5841 /-] [Invalid=0 /-]

Value	Label	Cases	Percentage
1	Lin, Guo Zheng(KMT)	12	0.2%



**# q93: 18.Which district candidate would you vote for if the election were to be held tomorrow?(9th District, Kaohsiung City)**

Value	Label	Cases	Percentage
2	Lai, Jui Lung(DPP)	20	0.3%
7	Tsai, Ma Fu(Unionist Party)	1	0.0%
18	Lin, Tsung Yen(Republican Party)	1	0.0%
88	Plain Aborigines	0	
89	Mountain Aborigines	0	
90	Not eligible to vote	0	
91	Wouldn't pick up the ballot	0	
92	Not yet decided	13	0.2%
93	Won't turnout to vote	7	0.1%
94	Will cast an invalid vote	4	0.1%
95	Refuse to answer	6	0.1%
96	It depends	2	0.0%
98	Don't know	5	0.1%
99	Skipped	5770	98.8%

*Warning: these figures indicate the number of cases found in the data file. They cannot be interpreted as summary statistics of the population of interest.*

**# q94: 18.Which district candidate would you vote for if the election were to be held tomorrow?(1st District, New Taipei City)**

<b>Information</b>	[Type= discrete] [Format=numeric] [Range= 1-99] [Missing=*]
<b>Statistics [NW/ W]</b>	[Valid=5841 /-] [Invalid=0 /-]

Value	Label	Cases	Percentage
1	Wu, Yu Sheng(KMT)	15	0.3%
2	Lu, Sun-Ling(DPP)	20	0.3%
10	Hung, Zei-Cheng(National Health Service Alliance	0	
15	Su, Gideon Tung-Ta(Trees Party)	1	0.0%
16	Chen, Yun Fen(Peace Pigeon Union Party)	0	
26	Chen, Li Ji(Independent)	2	0.0%
88	Plain Aborigines	0	
89	Mountain Aborigines	0	
90	Not eligible to vote	0	
91	Wouldn't pick up the ballot	0	
92	Not yet decided	18	0.3%
93	Won't turnout to vote	12	0.2%
94	Will cast an invalid vote	1	0.0%
95	Refuse to answer	2	0.0%
96	It depends	0	
98	Don't know	12	0.2%
99	Skipped	5758	98.6%

*Warning: these figures indicate the number of cases found in the data file. They cannot be interpreted as summary statistics of the population of interest.*

**# q95: 18.Which district candidate would you vote for if the election were to be held tomorrow?(2nd District, New Taipei City)**

<b>Information</b>	[Type= discrete] [Format=numeric] [Range= 1-99] [Missing=*]
<b>Statistics [NW/ W]</b>	[Valid=5841 /-] [Invalid=0 /-]

**# q95: 18.Which district candidate would you vote for if the election were to be held tomorrow?(2nd District, New Taipei City)**

Value	Label	Cases	Percentage
1	Chen, Ming Yi(KMT)	10	0.2%
2	Lin, Shu Fen(DPP)	29	0.5%
88	Plain Aborigines	0	
89	Mountain Aborigines	0	
90	Not eligible to vote	0	
91	Wouldn't pick up the ballot	0	
92	Not yet decided	16	0.3%
93	Won't turnout to vote	12	0.2%
94	Will cast an invalid vote	5	0.1%
95	Refuse to answer	5	0.1%
96	It depends	1	0.0%
98	Don't know	3	0.1%
99	Skipped	5760	98.6%

*Warning: these figures indicate the number of cases found in the data file. They cannot be interpreted as summary statistics of the population of interest.*

**# q96: 18.Which district candidate would you vote for if the election were to be held tomorrow?(3rd District, New Taipei City)**

<b>Information</b>	[Type= discrete] [Format=numeric] [Range= 1-99] [Missing=*]
<b>Statistics [NW/ W]</b>	[Valid=5841 /-] [Invalid=0 /-]

Value	Label	Cases	Percentage
1	Lee, Chien-Lung(KMT)	12	0.2%
2	Gao, Jyh Peng(DPP)	22	0.4%
4	Chang, Showen(PFP)	0	
8	Chen, Chang Fa(Constitutional Conventions of Taiwan)	0	
10	Tom-Shiau(National Health Service Alliance)	0	
15	Yao, Yin-Hung(Trees Party)	0	
21	Lin, Ji Ying(Social Welfare Party)	0	
26	Su, Ching-Yin(Independent)	0	
27	Huang, Mao(Independent)	0	
88	Plain Aborigines	1	0.0%
89	Mountain Aborigines	0	
90	Not eligible to vote	0	
91	Wouldn't pick up the ballot	0	
92	Not yet decided	18	0.3%
93	Won't turnout to vote	11	0.2%
94	Will cast an invalid vote	3	0.1%
95	Refuse to answer	6	0.1%
96	It depends	3	0.1%
98	Don't know	9	0.2%
99	Skipped	5756	98.5%

*Warning: these figures indicate the number of cases found in the data file. They cannot be interpreted as summary statistics of the population of interest.*

**# q97: 18.Which district candidate would you vote for if the election were to be held tomorrow?(4th District, New Taipei City)**

<b>Information</b>	[Type= discrete] [Format=numeric] [Range= 1-99] [Missing=*]
<b>Statistics [NW/ W]</b>	[Valid=5841 /-] [Invalid=0 /-]

Value	Label	Cases	Percentage
1	Chen, Mau-Jia(KMT)	6	0.1%
2	Wu, Ping-Jui(DPP)	27	0.5%
8	Wang, Si Yi(Constitutional Conventions of Taiwan)	0	
9	Lin, Li Rong(Righteous Party)	0	
16	Liu, Feng-Chang(Peace Pigeon Union Party)	0	
24	Gu, Ba Kai(Green Party Taiwan & Social Democratic Party Alli	1	0.0%
26	Chiu, Mark(Independent)	1	0.0%
88	Plain Aborigines	0	
89	Mountain Aborigines	0	
90	Not eligible to vote	0	
91	Wouldn't pick up the ballot	0	
92	Not yet decided	32	0.5%
93	Won't turnout to vote	10	0.2%
94	Will cast an invalid vote	5	0.1%
95	Refuse to answer	4	0.1%
96	It depends	1	0.0%
98	Don't know	14	0.2%
99	Skipped	5740	98.3%

*Warning: these figures indicate the number of cases found in the data file. They cannot be interpreted as summary statistics of the population of interest.*

**# q98: 18.Which district candidate would you vote for if the election were to be held tomorrow?(5th District, New Taipei City)**

<b>Information</b>	[Type= discrete] [Format=numeric] [Range= 1-99] [Missing=*]
<b>Statistics [NW/ W]</b>	[Valid=5841 /-] [Invalid=0 /-]

Value	Label	Cases	Percentage
1	Huang, Chih-Hsiung(KMT)	19	0.3%
2	Su, Chiao-Hui(DPP)	31	0.5%
17	Kuo, Po-Yu(New Power Party)	1	0.0%
88	Plain Aborigines	0	
89	Mountain Aborigines	0	
90	Not eligible to vote	0	
91	Wouldn't pick up the ballot	0	
92	Not yet decided	13	0.2%
93	Won't turnout to vote	14	0.2%
94	Will cast an invalid vote	2	0.0%
95	Refuse to answer	5	0.1%
96	It depends	1	0.0%
98	Don't know	8	0.1%
99	Skipped	5747	98.4%

*Warning: these figures indicate the number of cases found in the data file. They cannot be interpreted as summary statistics of the population of interest.*

**# q99: 18.Which district candidate would you vote for if the election were to be held tomorrow?(6th District, New Taipei City)**

<b>Information</b>	[Type= discrete] [Format=numeric] [Range= 1-99] [Missing=*]		
<b>Statistics [NW/ W]</b>	[Valid=5841 /-] [Invalid=0 /-]		
<b>Value</b>	<b>Label</b>	<b>Cases</b>	<b>Percentage</b>
1	Lin, Kuo Chun(KMT)	20	0.3%
2	Chang, Hung-Lu(DPP)	24	0.4%
4	Kang, Hector(PFP)	1	0.0%
6	Yao, Yu-Shism(Taiwan Labor Party)	0	
14	Huang, Jun Min(Military, Civil, and Faculty Alliance Party)	0	
15	Li, Jian-Ming(Trees Party)	0	
18	Li, Gui Bao(Republican Party)	0	
25	Yu, Hsin Yi(Faith And Hope League)	1	0.0%
26	Chuang, Feng-Ming(Independent)	0	
88	Plain Aborigines	0	
89	Mountain Aborigines	0	
90	Not eligible to vote	0	
91	Wouldn't pick up the ballot	0	
92	Not yet decided	21	0.4%
93	Won't turnout to vote	10	0.2%
94	Will cast an invalid vote	2	0.0%
95	Refuse to answer	5	0.1%
96	It depends	1	0.0%
98	Don't know	12	0.2%
99	Skipped	5744	98.3%

*Warning: these figures indicate the number of cases found in the data file. They cannot be interpreted as summary statistics of the population of interest.*

**# q100: 18.Which district candidate would you vote for if the election were to be held tomorrow?(7th District, New Taipei City)**

<b>Information</b>	[Type= discrete] [Format=numeric] [Range= 1-99] [Missing=*]		
<b>Statistics [NW/ W]</b>	[Valid=5841 /-] [Invalid=0 /-]		
<b>Value</b>	<b>Label</b>	<b>Cases</b>	<b>Percentage</b>
1	Chiang, Huei-Chen(KMT)	25	0.4%
2	Lo, Chih-Cheng(DPP)	25	0.4%
10	Wang, Chen.Hwa(National Health Service Alliance)	0	
26	Lee, Wan-Yu(Independent)	1	0.0%
88	Plain Aborigines	0	
89	Mountain Aborigines	0	
90	Not eligible to vote	0	
91	Wouldn't pick up the ballot	0	
92	Not yet decided	16	0.3%
93	Won't turnout to vote	7	0.1%
94	Will cast an invalid vote	3	0.1%
95	Refuse to answer	2	0.0%
96	It depends	0	
98	Don't know	3	0.1%
99	Skipped	5759	98.6%

**# q100: 18.Which district candidate would you vote for if the election were to be held tomorrow?(7th District, New Taipei City)**

*Warning: these figures indicate the number of cases found in the data file. They cannot be interpreted as summary statistics of the population of interest.*

**# q101: 18.Which district candidate would you vote for if the election were to be held tomorrow?(8th District, New Taipei City)**

**Information** [Type= discrete] [Format=numeric] [Range= 1-99] [Missing=\*]

**Statistics [NW/ W]** [Valid=5841 /-] [Invalid=0 /-]

Value	Label	Cases	Percentage
1	Chang,Ching-Chung(KMT)	15	0.3%
2	Chiang, Yung Chang(DPP)	26	0.4%
8	Shao, Ba Xiang(Constitutional Conventions of Taiwan)	0	
10	Lin, Ken(National Health Service Alliance)	0	
14	Wu, Jin Kui(Military, Civil, and Faculty Alliance Party)	1	0.0%
26	Tung, Cheng-Yi(Independent)	0	
88	Plain Aborigines	1	0.0%
89	Mountain Aborigines	0	
90	Not eligible to vote	0	
91	Wouldn't pick up the ballot	0	
92	Not yet decided	20	0.3%
93	Won't turnout to vote	7	0.1%
94	Will cast an invalid vote	5	0.1%
95	Refuse to answer	3	0.1%
96	It depends	0	
98	Don't know	5	0.1%
99	Skipped	5758	98.6%

*Warning: these figures indicate the number of cases found in the data file. They cannot be interpreted as summary statistics of the population of interest.*

**# q102: 18.Which district candidate would you vote for if the election were to be held tomorrow?(9th District, New Taipei City)**

**Information** [Type= discrete] [Format=numeric] [Range= 1-99] [Missing=\*]

**Statistics [NW/ W]** [Valid=5841 /-] [Invalid=0 /-]

Value	Label	Cases	Percentage
1	Lin, Te- Fu(KMT)	23	0.4%
10	Tseng, Wen-Sheng(National Health Service Alliance)	0	
13	Dong, Brya(The Motorists' Party of R.O.C.)	0	
18	Chang, Ching Fang(Republican Party)	2	0.0%
26	Lee, Hsin Chang(Independent)	7	0.1%
88	Plain Aborigines	0	
89	Mountain Aborigines	0	
90	Not eligible to vote	0	
91	Wouldn't pick up the ballot	0	
92	Not yet decided	25	0.4%
93	Won't turnout to vote	10	0.2%
94	Will cast an invalid vote	7	0.1%
95	Refuse to answer	2	0.0%
96	It depends	1	0.0%
98	Don't know	4	0.1%

**# q102: 18.Which district candidate would you vote for if the election were to be held tomorrow?(9th District, New Taipei City)**

Value	Label	Cases	Percentage
99	Skipped	5760	98.6%

*Warning: these figures indicate the number of cases found in the data file. They cannot be interpreted as summary statistics of the population of interest.*

**# q103: 18.Which district candidate would you vote for if the election were to be held tomorrow?(10th District, New Taipei City)**

**Information** [Type= discrete] [Format=numeric] [Range= 1-99] [Missing=\*]

**Statistics [NW/ W]** [Valid=5841 /-] [Invalid=0 /-]

Value	Label	Cases	Percentage
1	Lu, Chia-Chen(KMT)	12	0.2%
2	Wu, Chi-Ming(DPP)	24	0.4%
19	Huang, Lu Guang(Free Taiwan Party)	1	0.0%
88	Plain Aborigines	0	
89	Mountain Aborigines	1	0.0%
90	Not eligible to vote	0	
91	Wouldn't pick up the ballot	0	
92	Not yet decided	15	0.3%
93	Won't turnout to vote	13	0.2%
94	Will cast an invalid vote	5	0.1%
95	Refuse to answer	7	0.1%
96	It depends	0	
98	Don't know	9	0.2%
99	Skipped	5754	98.5%

*Warning: these figures indicate the number of cases found in the data file. They cannot be interpreted as summary statistics of the population of interest.*

**# q104: 18.Which district candidate would you vote for if the election were to be held tomorrow?(11th District, New Taipei City)**

**Information** [Type= discrete] [Format=numeric] [Range= 1-99] [Missing=\*]

**Statistics [NW/ W]** [Valid=5841 /-] [Invalid=0 /-]

Value	Label	Cases	Percentage
1	Lo, Ming Tsai(KMT)	22	0.4%
2	Chen, Yung-Fu(DPP)	3	0.1%
24	Tseng, Poyu(Green Party Taiwan & Social Democratic Party All	3	0.1%
88	Plain Aborigines	0	
89	Mountain Aborigines	0	
90	Not eligible to vote	0	
91	Wouldn't pick up the ballot	1	0.0%
92	Not yet decided	18	0.3%
93	Won't turnout to vote	10	0.2%
94	Will cast an invalid vote	4	0.1%
95	Refuse to answer	2	0.0%
96	It depends	0	
98	Don't know	6	0.1%
99	Skipped	5772	98.8%

*Warning: these figures indicate the number of cases found in the data file. They cannot be interpreted as summary statistics of the population of interest.*

**# q105: 18.Which district candidate would you vote for if the election were to be held tomorrow?(12th District, New Taipei City)**

<b>Information</b>	[Type= discrete] [Format=numeric] [Range= 1-99] [Missing=*]
<b>Statistics [NW/ W]</b>	[Valid=5841 /-] [Invalid=0 /-]

Value	Label	Cases	Percentage
1	Lee, Ching Hua(KMT)	15	0.3%
16	Chung, Guo-Chih(Peace Pigeon Union Party)	0	
17	Huang, Kuo-Chang(New Power Party)	11	0.2%
25	Chen, Yung-Shun(Faith And Hope League)	0	
88	Plain Aborigines	0	
89	Mountain Aborigines	0	
90	Not eligible to vote	0	
91	Wouldn't pick up the ballot	0	
92	Not yet decided	8	0.1%
93	Won't turnout to vote	8	0.1%
94	Will cast an invalid vote	0	
95	Refuse to answer	3	0.1%
96	It depends	1	0.0%
98	Don't know	1	0.0%
99	Skipped	5794	99.2%

*Warning: these figures indicate the number of cases found in the data file. They cannot be interpreted as summary statistics of the population of interest.*

**# q106: 18.Which district candidate would you vote for if the election were to be held tomorrow?(1st District, Taichung City)**

<b>Information</b>	[Type= discrete] [Format=numeric] [Range= 1-99] [Missing=*]
<b>Statistics [NW/ W]</b>	[Valid=5841 /-] [Invalid=0 /-]

Value	Label	Cases	Percentage
1	Yen, Chiou-Yue(KMT)	8	0.1%
2	Tsai, Chi-Chang(DPP)	30	0.5%
7	Chen, Chun Yuan(Unionist Party)	0	
8	Wang Shu-Fen(Constitutional Conventions of Taiwan)	0	
26	Houng, Chin Tei(Independent)	0	
88	Plain Aborigines	0	
89	Mountain Aborigines	0	
90	Not eligible to vote	0	
91	Wouldn't pick up the ballot	1	0.0%
92	Not yet decided	23	0.4%
93	Won't turnout to vote	4	0.1%
94	Will cast an invalid vote	2	0.0%
95	Refuse to answer	5	0.1%
96	It depends	0	
98	Don't know	2	0.0%
99	Skipped	5766	98.7%

*Warning: these figures indicate the number of cases found in the data file. They cannot be interpreted as summary statistics of the population of interest.*

**# q107: 18.Which district candidate would you vote for if the election were to be held tomorrow?(2nd District, Taichung City)**

<b>Information</b>	[Type= discrete] [Format=numeric] [Range= 1-99] [Missing=*]
--------------------	---

**# q107: 18.Which district candidate would you vote for if the election were to be held tomorrow?(2nd District, Taichung City)**

<b>Statistics [NW/ W]</b>		[Valid=5841 /-] [Invalid=0 /-]	
Value	Label	Cases	Percentage
1	Yen, Kuan-Heng(KMT)	20	0.3%
2	Chen, Shih-Kai(DPP)	18	0.3%
26	Chi, Kuo-Tung(Independent)	4	0.1%
27	Chung, Wen-Long(Independent)	0	
88	Plain Aborigines	0	
89	Mountain Aborigines	0	
90	Not eligible to vote	0	
91	Wouldn't pick up the ballot	0	
92	Not yet decided	19	0.3%
93	Won't turnout to vote	14	0.2%
94	Will cast an invalid vote	2	0.0%
95	Refuse to answer	12	0.2%
96	It depends	1	0.0%
98	Don't know	4	0.1%
99	Skipped	5747	98.4%

*Warning: these figures indicate the number of cases found in the data file. They cannot be interpreted as summary statistics of the population of interest.*

**# q108: 18.Which district candidate would you vote for if the election were to be held tomorrow?(3rd District, Taichung City)**

<b>Information</b>		[Type= discrete] [Format=numeric] [Range= 1-99] [Missing=*]	
<b>Statistics [NW/ W]</b>		[Valid=5841 /-] [Invalid=0 /-]	
Value	Label	Cases	Percentage
1	Yang, Chiung-Ying(KMT)	24	0.4%
14	Huang, Hsin-Chi(Military, Civil, and Faculty Alliance Party)	0	
17	Hung, Tzu-Yung(New Power Party)	35	0.6%
88	Plain Aborigines	0	
89	Mountain Aborigines	0	
90	Not eligible to vote	0	
91	Wouldn't pick up the ballot	0	
92	Not yet decided	15	0.3%
93	Won't turnout to vote	7	0.1%
94	Will cast an invalid vote	1	0.0%
95	Refuse to answer	4	0.1%
96	It depends	1	0.0%
98	Don't know	3	0.1%
99	Skipped	5751	98.5%

*Warning: these figures indicate the number of cases found in the data file. They cannot be interpreted as summary statistics of the population of interest.*

**# q109: 18.Which district candidate would you vote for if the election were to be held tomorrow?(4th District, Taichung City)**

<b>Information</b>		[Type= discrete] [Format=numeric] [Range= 1-99] [Missing=*]	
<b>Statistics [NW/ W]</b>		[Valid=5841 /-] [Invalid=0 /-]	
Value	Label	Cases	Percentage
1	Tsai, Chin-Lung(KMT)	11	0.2%



**# q109: 18.Which district candidate would you vote for if the election were to be held tomorrow?(4th District, Taichung City)**

Value	Label	Cases	Percentage
2	Chang Liao, Wan-Chien(DPP)	17	0.3%
18	Wu, Shu-Hui(Republican Party)	2	0.0%
19	You, Shou Yuan(Free Taiwan Party)	0	
25	Yeh, Chun-Hsin(Faith And Hope League)	2	0.0%
26	Yen, Hui Li(Independent)	0	
88	Plain Aborigines	0	
89	Mountain Aborigines	0	
90	Not eligible to vote	0	
91	Wouldn't pick up the ballot	0	
92	Not yet decided	21	0.4%
93	Won't turnout to vote	8	0.1%
94	Will cast an invalid vote	0	
95	Refuse to answer	3	0.1%
96	It depends	1	0.0%
98	Don't know	3	0.1%
99	Skipped	5773	98.8%

*Warning: these figures indicate the number of cases found in the data file. They cannot be interpreted as summary statistics of the population of interest.*

**# q110: 18.Which district candidate would you vote for if the election were to be held tomorrow?(5th District, Taichung City)**

<b>Information</b>	[Type= discrete] [Format=numeric] [Range= 1-99] [Missing=*]
<b>Statistics [NW/ W]</b>	[Valid=5841 /-] [Invalid=0 /-]

Value	Label	Cases	Percentage
1	Lu, Shiow-Yen(KMT)	33	0.6%
5	Liu, Kuo-Lung(TSU)	11	0.2%
25	Chien, Meng-Hsuan(Faith And Hope League)	1	0.0%
26	Miao, Feng-Lung(Independent)	2	0.0%
88	Plain Aborigines	0	
89	Mountain Aborigines	0	
90	Not eligible to vote	0	
91	Wouldn't pick up the ballot	0	
92	Not yet decided	17	0.3%
93	Won't turnout to vote	3	0.1%
94	Will cast an invalid vote	0	
95	Refuse to answer	3	0.1%
96	It depends	1	0.0%
98	Don't know	8	0.1%
99	Skipped	5762	98.6%

*Warning: these figures indicate the number of cases found in the data file. They cannot be interpreted as summary statistics of the population of interest.*

**# q111: 18.Which district candidate would you vote for if the election were to be held tomorrow?(6th District, Taichung City)**

<b>Information</b>	[Type= discrete] [Format=numeric] [Range= 1-99] [Missing=*]
<b>Statistics [NW/ W]</b>	[Valid=5841 /-] [Invalid=0 /-]

# q111: 18.Which district candidate would you vote for if the election were to be held tomorrow?(6th District, Taichung City)

Value	Label	Cases	Percentage
1	Shen, Chih-Hwei(KMT)	14	0.2%
2	Huang, Kuo-Shu(DPP)	26	0.4%
26	Ho, Tzu Hua(Independent)	0	
88	Plain Aborigines	0	
89	Mountain Aborigines	0	
90	Not eligible to vote	0	
91	Wouldn't pick up the ballot	0	
92	Not yet decided	5	0.1%
93	Won't turnout to vote	8	0.1%
94	Will cast an invalid vote	1	0.0%
95	Refuse to answer	7	0.1%
96	It depends	1	0.0%
98	Don't know	3	0.1%
99	Skipped	5776	98.9%

Warning: these figures indicate the number of cases found in the data file. They cannot be interpreted as summary statistics of the population of interest.

# q112: 18.Which district candidate would you vote for if the election were to be held tomorrow?(7th District, Taichung City)

<b>Information</b>	[Type= discrete] [Format=numeric] [Range= 1-99] [Missing=*]
<b>Statistics [NW/ W]</b>	[Valid=5841 /-] [Invalid=0 /-]

Value	Label	Cases	Percentage
1	Lai, Yi-Huang(KMT)	15	0.3%
2	Ho, Hsin-Chun(DPP)	27	0.5%
14	Shih, Tatsai(Military, Civil, and Faculty Alliance Party)	1	0.0%
88	Plain Aborigines	0	
89	Mountain Aborigines	1	0.0%
90	Not eligible to vote	1	0.0%
91	Wouldn't pick up the ballot	0	
92	Not yet decided	17	0.3%
93	Won't turnout to vote	8	0.1%
94	Will cast an invalid vote	4	0.1%
95	Refuse to answer	2	0.0%
96	It depends	0	
98	Don't know	8	0.1%
99	Skipped	5757	98.6%

Warning: these figures indicate the number of cases found in the data file. They cannot be interpreted as summary statistics of the population of interest.

# q113: 18.Which district candidate would you vote for if the election were to be held tomorrow?(8th District, Taichung City)

<b>Information</b>	[Type= discrete] [Format=numeric] [Range= 1-99] [Missing=*]
<b>Statistics [NW/ W]</b>	[Valid=5841 /-] [Invalid=0 /-]

Value	Label	Cases	Percentage
1	Chiang, Chi-Chen(KMT)	26	0.4%
2	Hsieh, Chih-Chung(DPP)	19	0.3%
26	Wang, Cheng Chi(Independent)	0	

**# q113: 18.Which district candidate would you vote for if the election were to be held tomorrow?(8th District, Taichung City)**

Value	Label	Cases	Percentage
88	Plain Aborigines	0	
89	Mountain Aborigines	1	0.0%
90	Not eligible to vote	0	
91	Wouldn't pick up the ballot	0	
92	Not yet decided	20	0.3%
93	Won't turnout to vote	4	0.1%
94	Will cast an invalid vote	0	
95	Refuse to answer	3	0.1%
96	It depends	1	0.0%
98	Don't know	2	0.0%
99	Skipped	5765	98.7%

*Warning: these figures indicate the number of cases found in the data file. They cannot be interpreted as summary statistics of the population of interest.*

**# q114: 18.Which district candidate would you vote for if the election were to be held tomorrow?(1st District, Tainan City)**

<b>Information</b>	[Type= discrete] [Format=numeric] [Range= 1-99] [Missing=*]
<b>Statistics [NW/ W]</b>	[Valid=5841 /-] [Invalid=0 /-]

Value	Label	Cases	Percentage
1	Huang, Rui Kun(KMT)	11	0.2%
2	Ye, Yi Jin(DPP)	31	0.5%
7	Chen, Bo Zhi(Unionist Party)	0	
26	Lin, De Wang(Independent)	3	0.1%
88	Plain Aborigines	0	
89	Mountain Aborigines	1	0.0%
90	Not eligible to vote	0	
91	Wouldn't pick up the ballot	0	
92	Not yet decided	17	0.3%
93	Won't turnout to vote	19	0.3%
94	Will cast an invalid vote	2	0.0%
95	Refuse to answer	6	0.1%
96	It depends	2	0.0%
98	Don't know	10	0.2%
99	Skipped	5739	98.3%

*Warning: these figures indicate the number of cases found in the data file. They cannot be interpreted as summary statistics of the population of interest.*

**# q115: 18.Which district candidate would you vote for if the election were to be held tomorrow?(2nd District, Tainan City)**

<b>Information</b>	[Type= discrete] [Format=numeric] [Range= 1-99] [Missing=*]
<b>Statistics [NW/ W]</b>	[Valid=5841 /-] [Invalid=0 /-]

Value	Label	Cases	Percentage
1	Huang, Yao Sheng(KMT)	11	0.2%
2	Huang, Wei Zhe(DPP)	51	0.9%
7	Huang, Min Zhen(Unionist Party)	0	
19	Huang, Xian Qing(Free Taiwan Party)	0	
26	Wang, Guo Dong(Independent)	1	0.0%

**# q115: 18.Which district candidate would you vote for if the election were to be held tomorrow?(2nd District, Tainan City)**

Value	Label	Cases	Percentage
88	Plain Aborigines	0	
89	Mountain Aborigines	0	
90	Not eligible to vote	0	
91	Wouldn't pick up the ballot	0	
92	Not yet decided	28	0.5%
93	Won't turnout to vote	12	0.2%
94	Will cast an invalid vote	2	0.0%
95	Refuse to answer	7	0.1%
96	It depends	4	0.1%
98	Don't know	8	0.1%
99	Skipped	5717	97.9%

*Warning: these figures indicate the number of cases found in the data file. They cannot be interpreted as summary statistics of the population of interest.*

**# q116: 18.Which district candidate would you vote for if the election were to be held tomorrow?(3rd District, Tainan City)**

<b>Information</b>	[Type= discrete] [Format=numeric] [Range= 1-99] [Missing=*]
<b>Statistics [NW/ W]</b>	[Valid=5841 /-] [Invalid=0 /-]

Value	Label	Cases	Percentage
1	Xie, Long Jie(KMT)	8	0.1%
2	Chen, Ting Fei(DPP)	49	0.8%
7	Weng, Wan Ning(Unionist Party)	0	
18	Deng, Xiu Bao(Republican Party)	0	
88	Plain Aborigines	1	0.0%
89	Mountain Aborigines	0	
90	Not eligible to vote	0	
91	Wouldn't pick up the ballot	0	
92	Not yet decided	15	0.3%
93	Won't turnout to vote	18	0.3%
94	Will cast an invalid vote	3	0.1%
95	Refuse to answer	1	0.0%
96	It depends	1	0.0%
98	Don't know	9	0.2%
99	Skipped	5736	98.2%

*Warning: these figures indicate the number of cases found in the data file. They cannot be interpreted as summary statistics of the population of interest.*

**# q117: 18.Which district candidate would you vote for if the election were to be held tomorrow?(4th District, Tainan City)**

<b>Information</b>	[Type= discrete] [Format=numeric] [Range= 1-99] [Missing=*]
<b>Statistics [NW/ W]</b>	[Valid=5841 /-] [Invalid=0 /-]

Value	Label	Cases	Percentage
1	Chen, Shu Hui(KMT)	9	0.2%
2	Lin, Jun Xian(DPP)	40	0.7%
7	Fu, Jian Feng(Unionist Party)	1	0.0%
8	Chen, Huang Zhou(Constitutional Conventions of Taiwan)	0	
17	Tsai, Yu Zhi(New Power Party)	3	0.1%

**# q117: 18.Which district candidate would you vote for if the election were to be held tomorrow?(4th District, Tainan City)**

Value	Label	Cases	Percentage
24	Yang, Zhi Da(Green Party Taiwan & Social Democratic Party AI	2	0.0%
88	Plain Aborigines	0	
89	Mountain Aborigines	0	
90	Not eligible to vote	0	
91	Wouldn't pick up the ballot	0	
92	Not yet decided	16	0.3%
93	Won't turnout to vote	9	0.2%
94	Will cast an invalid vote	1	0.0%
95	Refuse to answer	12	0.2%
96	It depends	0	
98	Don't know	6	0.1%
99	Skipped	5742	98.3%

*Warning: these figures indicate the number of cases found in the data file. They cannot be interpreted as summary statistics of the population of interest.*

**# q118: 18.Which district candidate would you vote for if the election were to be held tomorrow?(5th District, Tainan City)**

<b>Information</b>	[Type= discrete] [Format=numeric] [Range= 1-99] [Missing=*]
<b>Statistics [NW/ W]</b>	[Valid=5841 /-] [Invalid=0 /-]

Value	Label	Cases	Percentage
1	Lin, Yi Huang(KMT)	8	0.1%
2	Wang, Ding Yu(DPP)	42	0.7%
6	Yan, Yang Qing(Taiwan Labor Party)	1	0.0%
7	Li, Ying Shi(Unionist Party)	0	
88	Plain Aborigines	0	
89	Mountain Aborigines	0	
90	Not eligible to vote	0	
91	Wouldn't pick up the ballot	0	
92	Not yet decided	23	0.4%
93	Won't turnout to vote	14	0.2%
94	Will cast an invalid vote	4	0.1%
95	Refuse to answer	3	0.1%
96	It depends	2	0.0%
98	Don't know	17	0.3%
99	Skipped	5727	98.0%

*Warning: these figures indicate the number of cases found in the data file. They cannot be interpreted as summary statistics of the population of interest.*

**# q119: 18.Which district candidate would you vote for if the election were to be held tomorrow?(1st District, Taoyuan City)**

<b>Information</b>	[Type= discrete] [Format=numeric] [Range= 1-99] [Missing=*]
<b>Statistics [NW/ W]</b>	[Valid=5841 /-] [Invalid=0 /-]

Value	Label	Cases	Percentage
1	Chen, Ken Te(KMT)	11	0.2%
2	Cheng, Yun Peng(DPP)	9	0.2%
24	Wang, Pao Hsuan(Green Party Taiwan & Social Democratic Party	2	0.0%
88	Plain Aborigines	0	

**# q119: 18.Which district candidate would you vote for if the election were to be held tomorrow?(1st District, Taoyuan City)**

Value	Label	Cases	Percentage
89	Mountain Aborigines	1	0.0%
90	Not eligible to vote	0	
91	Wouldn't pick up the ballot	0	
92	Not yet decided	19	0.3%
93	Won't turnout to vote	11	0.2%
94	Will cast an invalid vote	0	
95	Refuse to answer	3	0.1%
96	It depends	0	
98	Don't know	6	0.1%
99	Skipped	5779	98.9%

*Warning: these figures indicate the number of cases found in the data file. They cannot be interpreted as summary statistics of the population of interest.*

**# q120: 18.Which district candidate would you vote for if the election were to be held tomorrow?(2nd District, Taoyuan City)**

**Information** [Type= discrete] [Format=numeric] [Range= 1-99] [Missing=\*]

**Statistics [NW/ W]** [Valid=5841 /-] [Invalid=0 /-]

Value	Label	Cases	Percentage
1	Liao, Cheng Ching(KMT)	19	0.3%
2	Chen Lai, Su Mei(DPP)	22	0.4%
15	Chen, Pei Yu(Trees Party)	1	0.0%
17	Chang, Kang Yi(New Power Party)	0	
20	Wu, Zhen Tuo(Taiwan Independence Party)	0	
26	Huang, Wei Chun(Green Party Taiwan & Social Democratic Party)	1	0.0%
88	Plain Aborigines	0	
89	Mountain Aborigines	0	
90	Not eligible to vote	0	
91	Wouldn't pick up the ballot	0	
92	Not yet decided	14	0.2%
93	Won't turnout to vote	18	0.3%
94	Will cast an invalid vote	1	0.0%
95	Refuse to answer	1	0.0%
96	It depends	1	0.0%
98	Don't know	4	0.1%
99	Skipped	5759	98.6%

*Warning: these figures indicate the number of cases found in the data file. They cannot be interpreted as summary statistics of the population of interest.*

**# q121: 18.Which district candidate would you vote for if the election were to be held tomorrow?(3rd District, Taoyuan City)**

**Information** [Type= discrete] [Format=numeric] [Range= 1-99] [Missing=\*]

**Statistics [NW/ W]** [Valid=5841 /-] [Invalid=0 /-]

Value	Label	Cases	Percentage
1	Chen, Shei Saint(KMT)	20	0.3%
2	Hsu, Ching Wen(DPP)	17	0.3%
18	Chen, Hung Jui(Republican Party)	2	0.0%
19	Yu, Neng Sheng(Free Taiwan Party)	0	

**# q121: 18.Which district candidate would you vote for if the election were to be held tomorrow?(3rd District, Taoyuan City)**

Value	Label	Cases	Percentage
26	Lai, Li Chu(Independent)	0	
88	Plain Aborigines	0	
89	Mountain Aborigines	0	
90	Not eligible to vote	0	
91	Wouldn't pick up the ballot	0	
92	Not yet decided	22	0.4%
93	Won't turnout to vote	8	0.1%
94	Will cast an invalid vote	0	
95	Refuse to answer	4	0.1%
96	It depends	1	0.0%
98	Don't know	4	0.1%
99	Skipped	5763	98.7%

*Warning: these figures indicate the number of cases found in the data file. They cannot be interpreted as summary statistics of the population of interest.*

**# q122: 18.Which district candidate would you vote for if the election were to be held tomorrow?(4th District, Taoyuan City)**

<b>Information</b>	[Type= discrete] [Format=numeric] [Range= 1-99] [Missing=*]
<b>Statistics [NW/ W]</b>	[Valid=5841 /-] [Invalid=0 /-]

Value	Label	Cases	Percentage
1	Yang, Li Huan(KMT)	21	0.4%
2	Cheng, Pao Ching(DPP)	15	0.3%
88	Plain Aborigines	0	
89	Mountain Aborigines	0	
90	Not eligible to vote	0	
91	Wouldn't pick up the ballot	0	
92	Not yet decided	16	0.3%
93	Won't turnout to vote	8	0.1%
94	Will cast an invalid vote	3	0.1%
95	Refuse to answer	2	0.0%
96	It depends	0	
98	Don't know	3	0.1%
99	Skipped	5773	98.8%

*Warning: these figures indicate the number of cases found in the data file. They cannot be interpreted as summary statistics of the population of interest.*

**# q123: 18.Which district candidate would you vote for if the election were to be held tomorrow?(5th District, Taoyuan City)**

<b>Information</b>	[Type= discrete] [Format=numeric] [Range= 1-99] [Missing=*]
<b>Statistics [NW/ W]</b>	[Valid=5841 /-] [Invalid=0 /-]

Value	Label	Cases	Percentage
1	Lu, Yu Ling(KMT)	20	0.3%
2	Chang, Chao Liang(DPP)	14	0.2%
10	Huang, Guo Hua(National Health Service Alliance)	0	
18	Chang, Cheng(Republican Party)	3	0.1%
26	Huang, Chih Hao(Independent)	0	
27	Hsiao, Chia Liang(Independent)	0	

**# q123: 18.Which district candidate would you vote for if the election were to be held tomorrow?(5th District, Taoyuan City)**

Value	Label	Cases	Percentage
88	Plain Aborigines	0	
89	Mountain Aborigines	0	
90	Not eligible to vote	0	
91	Wouldn't pick up the ballot	0	
92	Not yet decided	18	0.3%
93	Won't turnout to vote	8	0.1%
94	Will cast an invalid vote	3	0.1%
95	Refuse to answer	7	0.1%
96	It depends	0	
98	Don't know	2	0.0%
99	Skipped	5766	98.7%

*Warning: these figures indicate the number of cases found in the data file. They cannot be interpreted as summary statistics of the population of interest.*

**# q124: 18.Which district candidate would you vote for if the election were to be held tomorrow?(6th District, Taoyuan City)**

<b>Information</b>	[Type= discrete] [Format=numeric] [Range= 1-99] [Missing=*]
<b>Statistics [NW/ W]</b>	[Valid=5841 /-] [Invalid=0 /-]

Value	Label	Cases	Percentage
1	Sun, Ta Chien(KMT)	29	0.5%
20	Lan, Da Shan(Taiwan Independence Party)	0	
23	Jun Jen Yuan(Taiwan Win Party)	0	
24	Lu, Tung Chieh(Green Party Taiwan & Social Democratic Party)	1	0.0%
26	Zhao, Zheng Yu(Independent)	13	0.2%
27	Yang, Jin Xuan(Independent)	0	
88	Plain Aborigines	0	
89	Mountain Aborigines	1	0.0%
90	Not eligible to vote	0	
91	Wouldn't pick up the ballot	0	
92	Not yet decided	23	0.4%
93	Won't turnout to vote	18	0.3%
94	Will cast an invalid vote	3	0.1%
95	Refuse to answer	5	0.1%
96	It depends	1	0.0%
98	Don't know	8	0.1%
99	Skipped	5739	98.3%

*Warning: these figures indicate the number of cases found in the data file. They cannot be interpreted as summary statistics of the population of interest.*

**# q125: 18.Which district candidate would you vote for if the election were to be held tomorrow?(Plain Aborigines)**

<b>Information</b>	[Type= discrete] [Format=numeric] [Range= 1-99] [Missing=*]
<b>Statistics [NW/ W]</b>	[Valid=5841 /-] [Invalid=0 /-]

Value	Label	Cases	Percentage
1	Sra-Kacaw(KMT)	3	0.1%
2	Sufin-Siluko(KMT)	0	
3	Lin, Tsung-Han(KMT)	0	
4	Chen, Ying(DPP)	0	



**# q125: 18.Which district candidate would you vote for if the election were to be held tomorrow?(Plain Aborigines)**

Value	Label	Cases	Percentage
5	Lin, Hao-Yi(PFP)	0	
7	Lin, Jin Ing(National Health Service Alliance)	0	
8	Lin, Amos(Taiwan First Bations Party)	1	0.0%
9	Takiyo-Kacaw(Military, Civil, and Faculty Alliance Party)	0	
10	Rahic Amind(Republican Party)	0	
15	Mayaw-Biho(Independent)	0	
16	Tamo, Ahsiung(Independent)	0	
17	Galahe-Wubai-Hayawan(Independent)	0	
18	Ke, Ren Yao(Independent)	0	
90	Not eligible to vote	0	
91	Wouldn't pick up the ballot	0	
92	Not yet decided	0	
93	Won't turnout to vote	0	
94	Will cast an invalid vote	0	
95	Refuse to answer	3	0.1%
96	It depends	0	
98	Don't know	2	0.0%
99	Skipped	5832	99.8%

*Warning: these figures indicate the number of cases found in the data file. They cannot be interpreted as summary statistics of the population of interest.*

**# q126: 18.Which district candidate would you vote for if the election were to be held tomorrow?(Mountain Aborigines)**

**Information** [Type= discrete] [Format=numeric] [Range= 1-99] [Missing=\*]

**Statistics [NW/ W]** [Valid=5841 /-] [Invalid=0 /-]

Value	Label	Cases	Percentage
1	Kung, Wen-Chi(KMT)	1	0.0%
2	Uliw-Qal jupayare(KMT)	0	
4	Walis-Perin(DPP)	0	
6	Kao, Chin Su Mei(Non-Partisan Solidarity Union)	2	0.0%
11	Yuming Suyan(China Production Party)	0	
12	Quan, Cheng Wei(Taiwan Independence Party)	0	
13	Yi Lan-Ming Ji Nu An(Faith And Hope League)	0	
14	Lin, Xin Yi(Faith And Hope League)	1	0.0%
15	Lin, Shi Wei(Independent)	0	
16	Tseng, Hua-Te(Independent)	0	
90	Not eligible to vote	0	
91	Wouldn't pick up the ballot	0	
92	Not yet decided	1	0.0%
93	Won't turnout to vote	1	0.0%
94	Will cast an invalid vote	1	0.0%
95	Refuse to answer	2	0.0%
96	It depends	0	
98	Don't know	1	0.0%
99	Skipped	5831	99.8%

*Warning: these figures indicate the number of cases found in the data file. They cannot be interpreted as summary statistics of the population of interest.*

**# q127: 19.In the last(2012) legislative election, which party's district candidate did you vote for?**

<b>Information</b>	[Type= discrete] [Format=numeric] [Range= 1-95] [Missing=*]
<b>Statistics [NW/ W]</b>	[Valid=5841 /-] [Invalid=0 /-]

Value	Label	Cases	Percentage
1	KMT	1718	29.4%
2	DPP	1527	26.1%
3	NP	4	0.1%
4	PFP	49	0.8%
7	Non-Partisan Solidarity Union	3	0.1%
8	Independent	36	0.6%
89	Didn't pick up the ballot	37	0.6%
91	Forgot	1160	19.9%
92	Not eligible to vote	233	4.0%
93	Didn't vote [skip 21]	842	14.4%
94	Cast an invalid vote	64	1.1%
95	Refuse to answer	168	2.9%

*Warning: these figures indicate the number of cases found in the data file. They cannot be interpreted as summary statistics of the population of interest.*

**# q128: 20.In this legislative election, which party's party-list will you vote for?**

<b>Information</b>	[Type= discrete] [Format=numeric] [Range= 1-99] [Missing=*]
<b>Statistics [NW/ W]</b>	[Valid=5841 /-] [Invalid=0 /-]

Value	Label	Cases	Percentage
1	KMT	1060	18.1%
2	DPP	1583	27.1%
3	NP	105	1.8%
4	PFP	199	3.4%
5	TSU	95	1.6%
7	Unionist Party	2	0.0%
8	Constitutional Conventions of Taiwan	2	0.0%
10	National Health Service Alliance	0	
11	People's Democratic Front	3	0.1%
14	Military, Civil, and Faculty Alliance Party	6	0.1%
15	Trees Party	3	0.1%
16	Peace Pigeon Union Party	1	0.0%
17	New Power Party	195	3.3%
18	Republican Party	35	0.6%
19	Free Taiwan Party	4	0.1%
20	Taiwan Independence Party	0	
24	Green Party Taiwan & Social Democratic Party Alliance	54	0.9%
25	Faith And Hope League	25	0.4%
30	Non-Partisan Solidarity Union	28	0.5%
89	Wouldn't pick up the ballot	96	1.6%
92	Not yet decided	1041	17.8%
94	Will cast an invalid vote	92	1.6%
95	Refuse to answer	169	2.9%
96	It's hard to say	56	1.0%
98	Don't know	245	4.2%

<b># q128: 20. In this legislative election, which party's party-list will you vote for?</b>			
Value	Label	Cases	Percentage
99	Skipped	742	12.7%
<i>Warning: these figures indicate the number of cases found in the data file. They cannot be interpreted as summary statistics of the population of interest.</i>			
<b># q129: 21. In the last(2012) legislative election, which party's party-list did you vote for?</b>			
<b>Information</b>		[Type= discrete] [Format=numeric] [Range= 1-99] [Missing=*]	
<b>Statistics [NW/ W]</b>		[Valid=5841 /-] [Invalid=0 /-]	
Value	Label	Cases	Percentage
1	KMT	1618	27.7%
2	DPP	1380	23.6%
3	NP	25	0.4%
4	PFP	89	1.5%
5	TSU	127	2.2%
6	Green Party	6	0.1%
7	National Health Service Alliance	9	0.2%
11	ROC Taiwan Basic Laws Party	1	0.0%
13	Taiwan National Congress	0	
14	Taiwanism Party	0	
15	People United Party	0	
89	Didn't pick up the ballot	112	1.9%
91	Forgot	1225	21.0%
92	Not eligible to vote	217	3.7%
94	Cast an invalid vote	59	1.0%
95	Refuse to answer	131	2.2%
99	Skipped	842	14.4%
<i>Warning: these figures indicate the number of cases found in the data file. They cannot be interpreted as summary statistics of the population of interest.</i>			
<b># q130: 22. Your feeling toward presidential candidates. How would you rate Chu, Li-Luan using a 0-to-10 scale?</b>			
<b>Information</b>		[Type= discrete] [Format=numeric] [Range= 0-99] [Missing=*]	
<b>Statistics [NW/ W]</b>		[Valid=5841 /-] [Invalid=0 /-]	
Value	Label	Cases	Percentage
0	dislike very much	1003	17.2%
1		172	2.9%
2		300	5.1%
3		613	10.5%
4		311	5.3%
5		1684	28.8%
6		412	7.1%
7		301	5.2%
8		257	4.4%
9		60	1.0%
10	like very much	220	3.8%
95	Refuse to answer	117	2.0%
98	Don't know	391	6.7%
99	Skipped	0	
<i>Warning: these figures indicate the number of cases found in the data file. They cannot be interpreted as summary statistics of the population of interest.</i>			

**# q131: 23.Your feeling toward presidential candidates. How would you rate Tsai, Ing-wen using a 0-to-10 scale?**

<b>Information</b>	[Type= discrete] [Format=numeric] [Range= 0-99] [Missing=*]
<b>Statistics [NW/ W]</b>	[Valid=5841 /-] [Invalid=0 /-]

Value	Label	Cases	Percentage
0	dislike very much	547	9.4%
1		75	1.3%
2		134	2.3%
3		266	4.6%
4		185	3.2%
5		1498	25.6%
6		515	8.8%
7		563	9.6%
8		720	12.3%
9		260	4.5%
10	like very much	594	10.2%
95	Refuse to answer	113	1.9%
98	Don't know	371	6.4%
99	Skipped	0	

*Warning: these figures indicate the number of cases found in the data file. They cannot be interpreted as summary statistics of the population of interest.*

**# q132: 24.Your feeling toward presidential candidates. How would you rate Soong, James using a 0-to-10 scale?**

<b>Information</b>	[Type= discrete] [Format=numeric] [Range= 0-99] [Missing=*]
<b>Statistics [NW/ W]</b>	[Valid=5841 /-] [Invalid=0 /-]

Value	Label	Cases	Percentage
0	dislike very much	602	10.3%
1		138	2.4%
2		317	5.4%
3		630	10.8%
4		342	5.9%
5		1902	32.6%
6		470	8.0%
7		354	6.1%
8		272	4.7%
9		79	1.4%
10	like very much	191	3.3%
95	Refuse to answer	102	1.7%
98	Don't know	442	7.6%
99	Skipped	0	

*Warning: these figures indicate the number of cases found in the data file. They cannot be interpreted as summary statistics of the population of interest.*

**# q133: N1.Your feeling toward vice presidential candidates. How would you rate Wang, Ju-Hsuan using a 0-to-10 scale?(R2, R4)**

<b>Information</b>	[Type= discrete] [Format=numeric] [Range= 0-99] [Missing=*]
<b>Statistics [NW/ W]</b>	[Valid=5841 /-] [Invalid=0 /-]

Value	Label	Cases	Percentage
0	dislike very much	562	9.6%
1		84	1.4%

**# q133: N1.Your feeling toward vice presidential candidates. How would you rate Wang, Ju-Hsuan using a 0-to-10 scale?(R2, R4)**

Value	Label	Cases	Percentage
2		113	1.9%
3		215	3.7%
4		105	1.8%
5		388	6.6%
6		87	1.5%
7		37	0.6%
8		31	0.5%
9		4	0.1%
10	like very much	28	0.5%
95	Refuse to answer	39	0.7%
98	Don't know	237	4.1%
99	Skipped	3911	67.0%

*Warning: these figures indicate the number of cases found in the data file. They cannot be interpreted as summary statistics of the population of interest.*

**# q134: N2.Your feeling toward vice presidential candidates. How would you rate Chen, Chien-Jen using a 0-to-10 scale?(R2, R4)**

<b>Information</b>	[Type= discrete] [Format=numeric] [Range= 0-99] [Missing=*]
<b>Statistics [NW/ W]</b>	[Valid=5841 /-] [Invalid=0 /-]

Value	Label	Cases	Percentage
0	dislike very much	127	2.2%
1		11	0.2%
2		25	0.4%
3		92	1.6%
4		62	1.1%
5		503	8.6%
6		182	3.1%
7		149	2.6%
8		203	3.5%
9		82	1.4%
10	like very much	203	3.5%
95	Refuse to answer	39	0.7%
98	Don't know	252	4.3%
99	Skipped	3911	67.0%

*Warning: these figures indicate the number of cases found in the data file. They cannot be interpreted as summary statistics of the population of interest.*

**# q135: N3.Your feeling toward vice presidential candidates. How would you rate Hsu, Hsin-Ying using a 0-to-10 scale?(R2, R4)**

<b>Information</b>	[Type= discrete] [Format=numeric] [Range= 0-99] [Missing=*]
<b>Statistics [NW/ W]</b>	[Valid=5841 /-] [Invalid=0 /-]

Value	Label	Cases	Percentage
0	dislike very much	216	3.7%
1		40	0.7%
2		100	1.7%
3		199	3.4%
4		104	1.8%

**# q135: N3.Your feeling toward vice presidential candidates. How would you rate Hsu, Hsin-Ying using a 0-to-10 scale?(R2, R4)**

Value	Label	Cases	Percentage
5		568	9.7%
6		124	2.1%
7		64	1.1%
8		45	0.8%
9		9	0.2%
10	like very much	23	0.4%
95	Refuse to answer	44	0.8%
98	Don't know	394	6.7%
99	Skipped	3911	67.0%

*Warning: these figures indicate the number of cases found in the data file. They cannot be interpreted as summary statistics of the population of interest.*

**# q136: 25.Which presidential candidate would you vote for if the election were to be held tomorrow?**

<b>Information</b>	[Type= discrete] [Format=numeric] [Range= 1-98] [Missing=*]
<b>Statistics [NW/ W]</b>	[Valid=5841 /-] [Invalid=0 /-]

Value	Label	Cases	Percentage
1	Chu, Li-Luan and Ju-Hsuan Wang	1031	17.7%
2	Tsai, Ing-Wen and Chien-Jen Chen	2398	41.1%
3	Soong, James and Hsin-Ying Hsu	614	10.5%
92	Not yet decided	736	12.6%
93	Won't turnout to vote	612	10.5%
94	Cast an invalid vote	111	1.9%
95	Refuse to answer	202	3.5%
96	It depends	33	0.6%
98	Don't know	104	1.8%

*Warning: these figures indicate the number of cases found in the data file. They cannot be interpreted as summary statistics of the population of interest.*

**# q137: 26.Which presidential candidate do you think are more likely to be elected?**

<b>Information</b>	[Type= discrete] [Format=numeric] [Range= 1-98] [Missing=*]
<b>Statistics [NW/ W]</b>	[Valid=5841 /-] [Invalid=0 /-]

Value	Label	Cases	Percentage
1	Chu, Li-Luan and Ju-Hsuan Wang	270	4.6%
2	Tsai, Ing-Wen and Chien-Jen Chen	4335	74.2%
3	Soong, James and Hsin-Ying Hsu	75	1.3%
95	Refuse to answer	90	1.5%
96	It depends	116	2.0%
97	No opinion	62	1.1%
98	Don't know	893	15.3%

*Warning: these figures indicate the number of cases found in the data file. They cannot be interpreted as summary statistics of the population of interest.*

**# q138: 27.In the last(2012) Presidential Election, who did you vote for?**

<b>Information</b>	[Type= discrete] [Format=numeric] [Range= 1-95] [Missing=*]
<b>Statistics [NW/ W]</b>	[Valid=5841 /-] [Invalid=0 /-]

Value	Label	Cases	Percentage
1	Ma, Ying-Jeou and Den-Yih Wu	2473	42.3%
2	Tsai, Ing-Wen and Jia-Chyuan Su	1578	27.0%

<b># q138: 27.In the last(2012) Presidential Election, who did you vote for?</b>			
<b>Value</b>	<b>Label</b>	<b>Cases</b>	<b>Percentage</b>
3	Soong, James and Ruey Shiung Lin	126	2.2%
91	Forgot	492	8.4%
92	Not eligible to vote	219	3.7%
93	Didn't vote	774	13.3%
94	Cast an invalid vote	59	1.0%
95	Refuse to answer	120	2.1%
<i>Warning: these figures indicate the number of cases found in the data file. They cannot be interpreted as summary statistics of the population of interest.</i>			
<b># q139: I1.About the Pension System, which one do you agree? Is to increase tax to maintain the current pension system or to reduce the retirement benefit?(R3)</b>			
<b>Information</b>	[Type= discrete] [Format=numeric] [Range= 1-99] [Missing=*]		
<b>Statistics [NW/ W]</b>	[Valid=5841 /-] [Invalid=0 /-]		
<b>Value</b>	<b>Label</b>	<b>Cases</b>	<b>Percentage</b>
1	Strongly agree to increase tax	29	0.5%
2	Agree to increase tax	148	2.5%
3	Agree to reduce the retirement benefit	316	5.4%
4	Strongly agree to reduce the retirement benefit	237	4.1%
5	Agree to reduce the benefit of Military, Public and Teaching	23	0.4%
95	Refuse to answer	15	0.3%
96	It's hard to say	52	0.9%
97	No opinion	46	0.8%
98	Don't know	129	2.2%
99	Skipped	4846	83.0%
<i>Warning: these figures indicate the number of cases found in the data file. They cannot be interpreted as summary statistics of the population of interest.</i>			
<b># q140: D6.The second televised presidential debate was held in the afternoon on January 2nd. Which presidential candidate do you think performed better?(R6)</b>			
<b>Information</b>	[Type= discrete] [Format=numeric] [Range= 1-99] [Missing=*]		
<b>Statistics [NW/ W]</b>	[Valid=5841 /-] [Invalid=0 /-]		
<b>Value</b>	<b>Label</b>	<b>Cases</b>	<b>Percentage</b>
1	Chu, Li-Luan	77	1.3%
2	Tsai, Ing-Wen	102	1.7%
3	Soong, James	122	2.1%
4	Chu, Li-Luan and Ing-Wen Tsai	0	
5	Chu, Li-Luan and James Soong	2	0.0%
91	All are good	12	0.2%
92	All are not good	25	0.4%
93	Didn't watch	570	9.8%
95	Refuse to answer	5	0.1%
96	It's hard to say	14	0.2%
97	No opinion	5	0.1%
98	Don't know	22	0.4%
99	Skipped	4885	83.6%
<i>Warning: these figures indicate the number of cases found in the data file. They cannot be interpreted as summary statistics of the population of interest.</i>			

**# q143: A1.The leaders of the two sides of Taiwan Strait met in Singapore in November last year. General speaking, do you think this meeting had either a positive or negative impact on the future development of Taiwan?**

**Information** [Type= discrete] [Format=numeric] [Range= 1-98] [Missing=\*]

**Statistics [NW/ W]** [Valid=5841 /-] [Invalid=0 /-]

Value	Label	Cases	Percentage
1	A positive impact	2479	42.4%
2	A negative impact	1280	21.9%
3	No impact	760	13.0%
95	Refuse to answer	51	0.9%
96	It's hard to say	130	2.2%
97	No opinion	109	1.9%
98	Don't know	1032	17.7%

*Warning: these figures indicate the number of cases found in the data file. They cannot be interpreted as summary statistics of the population of interest.*

**# q144: A2.Regarding the issue of Cross-Strait negotiation, some people say that we should continue using the 1992 Consensus as the basis of Cross-Strait negotiation while other people say we should reject the 1992 Consensus. Which do you agree with?**

**Information** [Type= discrete] [Format=numeric] [Range= 1-98] [Missing=\*]

**Statistics [NW/ W]** [Valid=5841 /-] [Invalid=0 /-]

Value	Label	Cases	Percentage
1	Continue using the 1992 Consensus	2344	40.1%
2	Reject the 1992 Consensus	1581	27.1%
3	No 1992 consensus	33	0.6%
91	Both support	25	0.4%
92	Both don't support	106	1.8%
95	Refuse to answer	103	1.8%
96	It's hard to say	145	2.5%
97	No opinion	263	4.5%
98	Don't know	1241	21.2%

*Warning: these figures indicate the number of cases found in the data file. They cannot be interpreted as summary statistics of the population of interest.*

**# q145: D1.The televised presidential debate was held in the afternoon on December 27th. Which presidential candidate do you think performed better?(R4, R5)**

**Information** [Type= discrete] [Format=numeric] [Range= 1-99] [Missing=\*]

**Statistics [NW/ W]** [Valid=5841 /-] [Invalid=0 /-]

Value	Label	Cases	Percentage
1	Chu, Li-Luan	84	1.4%
2	Tsai, Ing-Wen	118	2.0%
3	Soong, James	76	1.3%
4	Chu, Li-Luan and Ing-Wen Tsai	1	0.0%
5	Chu, Li-Luan and James Soong	0	
91	All are good	10	0.2%
92	All are not good	24	0.4%
93	Didn't watch	337	5.8%
95	Refuse to answer	2	0.0%
96	It's hard to say	10	0.2%
97	No opinion	8	0.1%
98	Don't know	15	0.3%



**# q145: D1. The televised presidential debate was held in the afternoon on December 27th. Which presidential candidate do you think performed better?(R4, R5)**

Value	Label	Cases	Percentage
99	Skipped	5156	88.3%

*Warning: these figures indicate the number of cases found in the data file. They cannot be interpreted as summary statistics of the population of interest.*

**# q146: D2. The televised vice presidential debate was held in the afternoon on December 26th, which vice presidential candidate do you think performed better?(R4, R5)**

**Information** [Type= discrete] [Format=numeric] [Range= 1-99] [Missing=\*]

**Statistics [NW/ W]** [Valid=5841 /-] [Invalid=0 /-]

Value	Label	Cases	Percentage
1	Wang, Ju-Hsuan	58	1.0%
2	Chen, Chien-Jen	180	3.1%
3	Hsu, Hsin-Ying	17	0.3%
91	All are good	8	0.1%
92	All are not good	26	0.4%
93	Didn't watch	490	8.4%
95	Refuse to answer	2	0.0%
96	It's hard to say	5	0.1%
97	No opinion	10	0.2%
98	Don't know	21	0.4%
99	Skipped	5024	86.0%

*Warning: these figures indicate the number of cases found in the data file. They cannot be interpreted as summary statistics of the population of interest.*

**# q147: D3. Have you watched the televised presidential debate?(R4, R5)**

**Information** [Type= discrete] [Format=numeric] [Range= 1-99] [Missing=\*]

**Statistics [NW/ W]** [Valid=5841 /-] [Invalid=0 /-]

Value	Label	Cases	Percentage
1	Yes	311	5.3%
2	No [skip D4, D5]	393	6.7%
95	Refuse to answer [skip D4, D5]	0	
98	Don't know [skip D4, D5]	0	
99	Skipped	5137	87.9%

*Warning: these figures indicate the number of cases found in the data file. They cannot be interpreted as summary statistics of the population of interest.*

**# q148\_1: D4. Which televised presidential debate have you watched?(multiple responses permitted)(R4, R5)**

**Information** [Type= discrete] [Format=numeric] [Range= 1-99] [Missing=\*]

**Statistics [NW/ W]** [Valid=5841 /-] [Invalid=0 /-]

Value	Label	Cases	Percentage
1	Dec. 27th, 2015	206	3.5%
2	Jan. 2nd, 2016	84	1.4%
95	Refuse to answer	1	0.0%
98	Don't know	20	0.3%
99	Skipped	5530	94.7%

*Warning: these figures indicate the number of cases found in the data file. They cannot be interpreted as summary statistics of the population of interest.*

<b># q148_2: D4.Which televised presidential debate have you watched?(multiple responses permitted)(R4, R5)</b>			
<b>Information</b>		[Type= discrete] [Format=numeric] [Range= 1-99] [Missing=*]	
<b>Statistics [NW/ W]</b>		[Valid=5841 /-] [Invalid=0 /-]	
<b>Value</b>	<b>Label</b>	<b>Cases</b>	<b>Percentage</b>
1	Dec. 27th, 2015	29	0.5%
2	Jan. 2nd, 2016	131	2.2%
95	Refuse to answer	0	
98	Don't know	0	
99	Skipped	5681	97.3%
<i>Warning: these figures indicate the number of cases found in the data file. They cannot be interpreted as summary statistics of the population of interest.</i>			
<b># q148_3: D4.Which televised presidential debate have you watched?(multiple responses permitted)(R4, R5)</b>			
<b>Information</b>		[Type= discrete] [Format=numeric] [Range= 1-99] [Missing=*]	
<b>Statistics [NW/ W]</b>		[Valid=5841 /-] [Invalid=0 /-]	
<b>Value</b>	<b>Label</b>	<b>Cases</b>	<b>Percentage</b>
1	Dec. 27th, 2015	0	
2	Jan. 2nd, 2016	0	
95	Refuse to answer	0	
98	Don't know	0	
99	Skipped	5841	100.0%
<i>Warning: these figures indicate the number of cases found in the data file. They cannot be interpreted as summary statistics of the population of interest.</i>			
<b># q149: D5.Overall, which presidential candidate do you think performed better?(R4, R5)</b>			
<b>Information</b>		[Type= discrete] [Format=numeric] [Range= 1-99] [Missing=*]	
<b>Statistics [NW/ W]</b>		[Valid=5841 /-] [Invalid=0 /-]	
<b>Value</b>	<b>Label</b>	<b>Cases</b>	<b>Percentage</b>
1	Chu, Li-Luan	67	1.1%
2	Tsai, Ing-Wen	75	1.3%
3	Soong, James	98	1.7%
4	Chu, Li-Luan and Ing-Wen Tsai	0	
5	Chu, Li-Luan and James Soong	0	
91	All are good	20	0.3%
92	All are not good	16	0.3%
95	Refuse to answer	2	0.0%
96	It's hard to say	15	0.3%
97	No opinion	6	0.1%
98	Don't know	12	0.2%
99	Skipped	5530	94.7%
<i>Warning: these figures indicate the number of cases found in the data file. They cannot be interpreted as summary statistics of the population of interest.</i>			
<b># q150: 28.Concerning the relationship between Taiwan and mainland China, which of the following six positions do you agree with?</b>			
<b>Information</b>		[Type= discrete] [Format=numeric] [Range= 1-98] [Missing=*]	
<b>Statistics [NW/ W]</b>		[Valid=5841 /-] [Invalid=0 /-]	
<b>Value</b>	<b>Label</b>	<b>Cases</b>	<b>Percentage</b>
1	Immediate unification	68	1.2%
2	Immediate independence	192	3.3%
3	Maintain the status quo, move toward unification in the futu	566	9.7%

**# q150: 28.Concerning the relationship between Taiwan and mainland China, which of the following six positions do you agree with?**

Value	Label	Cases	Percentage
4	Maintain the status quo, move toward independence in the fut	1071	18.3%
5	Maintain the status quo, decide either unification or indepe	1910	32.7%
6	Maintain the status quo forever	1572	26.9%
7	Taiwan is already an independent country	18	0.3%
8	Taiwan is already an united country	1	0.0%
95	Refuse to answer	54	0.9%
96	It's hard to say	48	0.8%
97	No opinion	83	1.4%
98	Don't know	258	4.4%

*Warning: these figures indicate the number of cases found in the data file. They cannot be interpreted as summary statistics of the population of interest.*

**# q151: 29.Among all political parties in our country, which party do you think of yourself as leaning toward?**

<b>Information</b>	[Type= discrete] [Format=numeric] [Range= 1-98] [Missing=*]
<b>Statistics [NW/ W]</b>	[Valid=5841 /-] [Invalid=0 /-]

Value	Label	Cases	Percentage
1	KMT [continue to 29a]	1408	24.1%
2	DPP [continue to 29a]	1826	31.3%
3	NP [continue to 29a]	50	0.9%
4	PFP [continue to 29a]	169	2.9%
5	TSU [continue to 29a]	60	1.0%
6	all support [continue to 29b]	71	1.2%
7	all don't support [continue to 29b]	1175	20.1%
8	KMT+DPP [continue to 29b]	4	0.1%
16	PAN-BLUE [continue to 29b]	1	0.0%
17	PAN-GREEN [continue to 29b]	2	0.0%
18	Oppositon party [continue to 29b]	9	0.2%
19	Vote for candidate not for his/her party [continue to 29b]	64	1.1%
20	Green Party [continue to 29a]	24	0.4%
21	New Power Party [continue to 29a]	97	1.7%
22	Republican Party [continue to 29a]	12	0.2%
23	Social Democratic Party [continue to 29a]	4	0.1%
24	Trees Party [continue to 29a]	4	0.1%
25	Taiwan Independence Party [continue to 29a]	0	
26	Free Taiwan Party [continue to 29a]	0	
27	The Motorists' Party of R.O.C. [continue to 29a]	0	
28	Non-Partisan Solidarity Union [continue to 29a]	8	0.1%
29	Unionist Party [continue to 29a]	1	0.0%
30	Faith And Hope League [continue to 29a]	9	0.2%
31	Green Party Taiwan & Social Democratic Party Alliance [conti	1	0.0%
95	Refuse to answer [continue to 29b]	172	2.9%
96	It depends [continue to 29b]	284	4.9%
97	No opinion [continue to 29b]	153	2.6%
98	Don't know [continue to 29b]	233	4.0%

*Warning: these figures indicate the number of cases found in the data file. They cannot be interpreted as summary statistics of the population of interest.*

<b># q152: 29a.Do you lean very strongly or somewhat?</b>			
<b>Information</b>		[Type= discrete] [Format=numeric] [Range= 1-99] [Missing=*]	
<b>Statistics [NW/ W]</b>		[Valid=5841 /-] [Invalid=0 /-]	
<b>Value</b>	<b>Label</b>	<b>Cases</b>	<b>Percentage</b>
1	Very strongly	1398	23.9%
2	Somewhat	2275	38.9%
99	Skipped	2168	37.1%
<i>Warning: these figures indicate the number of cases found in the data file. They cannot be interpreted as summary statistics of the population of interest.</i>			
<b># q153: 29b.Relatively speaking, do you lean toward any political party?</b>			
<b>Information</b>		[Type= discrete] [Format=numeric] [Range= 3-99] [Missing=*]	
<b>Statistics [NW/ W]</b>		[Valid=5841 /-] [Invalid=0 /-]	
<b>Value</b>	<b>Label</b>	<b>Cases</b>	<b>Percentage</b>
3	KMT	131	2.2%
4	DPP	115	2.0%
5	NP	4	0.1%
6	PFP	23	0.4%
7	TSU	1	0.0%
8	None	1468	25.1%
10	KMT+DPP	4	0.1%
18	PAN-BLUE	3	0.1%
19	PAN-GREEN	1	0.0%
20	Opposititon party	8	0.1%
21	Vote for candidate not for his/her party	24	0.4%
23	Green Party	4	0.1%
24	New Power Party	6	0.1%
25	Republican Party	2	0.0%
26	Social Democratic party	1	0.0%
27	Tree Party	0	
28	Taiwan Independence party	0	
29	Free Taiwan Party	0	
30	The Motorists' Party of R.O.C.	0	
31	Non-Partisan Solidarity Union	0	
32	Unionist Party	0	
33	Military, Civil, and Faculty Alliance Party	1	0.0%
34	Faith And Hope League	1	0.0%
95	Refuse to answer	98	1.7%
96	It depends	77	1.3%
97	No opinion	107	1.8%
98	Don't know	91	1.6%
99	Skipped	3671	62.8%
<i>Warning: these figures indicate the number of cases found in the data file. They cannot be interpreted as summary statistics of the population of interest.</i>			
<b># q154: 30.In Taiwan, some people think they are Taiwanese. There are also some people who think that they are Chinese. Do you consider yourself as Taiwanese, Chinese or both?</b>			
<b>Information</b>		[Type= discrete] [Format=numeric] [Range= 1-98] [Missing=*]	
<b>Statistics [NW/ W]</b>		[Valid=5841 /-] [Invalid=0 /-]	

**# q154: 30.In Taiwan, some people think they are Taiwanese. There are also some people who think that they are Chinese. Do you consider yourself as Taiwanese, Chinese or both?**

Value	Label	Cases	Percentage
1	Taiwanese	3249	55.6%
2	Both	2157	36.9%
3	Chinese	209	3.6%
95	Refuse to answer	32	0.5%
96	It depends	24	0.4%
97	No opinion	39	0.7%
98	Don't know	131	2.2%

*Warning: these figures indicate the number of cases found in the data file. They cannot be interpreted as summary statistics of the population of interest.*

**# q155: 31.Year of birth**

**Information** [Type= discrete] [Format=numeric] [Range= 4-95] [Missing=\*]

**Statistics [NW/ W]** [Valid=5841 /-] [Invalid=0 /-]

Value	Label	Cases	Percentage
4		1	0.0%
12		1	0.0%
13		2	0.0%
14		1	0.0%
15		2	0.0%
16		2	0.0%
17		5	0.1%
18		4	0.1%
19		5	0.1%
20		19	0.3%
21		12	0.2%
22		4	0.1%
23		14	0.2%
24		15	0.3%
25		16	0.3%
26		15	0.3%
27		23	0.4%
28		32	0.5%
29		23	0.4%
30		49	0.8%
31		42	0.7%
32		40	0.7%
33		39	0.7%
34		44	0.8%
35		52	0.9%
36		64	1.1%
37		70	1.2%
38		100	1.7%
39		74	1.3%
40		152	2.6%
41		82	1.4%

# q155: 31.Year of birth

Value	Label	Cases	Percentage
42		92	1.6%
43		111	1.9%
44		114	2.0%
45		140	2.4%
46		115	2.0%
47		133	2.3%
48		129	2.2%
49		126	2.2%
50		168	2.9%
51		127	2.2%
52		152	2.6%
53		157	2.7%
54		159	2.7%
55		135	2.3%
56		148	2.5%
57		145	2.5%
58		166	2.8%
59		128	2.2%
60		171	2.9%
61		126	2.2%
62		110	1.9%
63		134	2.3%
64		116	2.0%
65		127	2.2%
66		120	2.1%
67		117	2.0%
68		111	1.9%
69		107	1.8%
70		113	1.9%
71		93	1.6%
72		76	1.3%
73		78	1.3%
74		86	1.5%
75		67	1.1%
76		45	0.8%
77		70	1.2%
78		63	1.1%
79		69	1.2%
80		75	1.3%
81		64	1.1%
82		62	1.1%
83		58	1.0%
84		59	1.0%
85		1	0.0%
95	Refuse to answer	74	1.3%

<b># q155: 31.Year of birth</b>			
<i>Warning: these figures indicate the number of cases found in the data file. They cannot be interpreted as summary statistics of the population of interest.</i>			
<b># q156: 32.Education level</b>			
<b>Information</b>	[Type= discrete] [Format=numeric] [Range= 1-95] [Missing=*]		
<b>Statistics [NW/ W]</b>	[Valid=5841 /-] [Invalid=0 /-]		
<b>Value</b>	<b>Label</b>	<b>Cases</b>	<b>Percentage</b>
1	Illiterate	169	2.9%
2	Primary school graduate	480	8.2%
3	Junior high school graduate	505	8.6%
4	High school or vocational school graduate	1688	28.9%
5	Technical college graduate	918	15.7%
6	University graduate	1586	27.2%
7	Post-graduate education	462	7.9%
95	Refuse to answer	33	0.6%
<i>Warning: these figures indicate the number of cases found in the data file. They cannot be interpreted as summary statistics of the population of interest.</i>			
<b># q157: 33.Father's ethnic background</b>			
<b>Information</b>	[Type= discrete] [Format=numeric] [Range= 1-98] [Missing=*]		
<b>Statistics [NW/ W]</b>	[Valid=5841 /-] [Invalid=0 /-]		
<b>Value</b>	<b>Label</b>	<b>Cases</b>	<b>Percentage</b>
1	Taiwanese Hakka	679	11.6%
2	Taiwanese Min-nan	4278	73.2%
3	Mainlander	652	11.2%
4	Aboriginal	41	0.7%
5	Foreigner	2	0.0%
6	Recent Mainland immigrant	15	0.3%
7	Recent Foreign immigrant	7	0.1%
95	Refuse to answer	32	0.5%
98	Don't know	135	2.3%
<i>Warning: these figures indicate the number of cases found in the data file. They cannot be interpreted as summary statistics of the population of interest.</i>			
<b># q158: 34.Mother's ethnic background</b>			
<b>Information</b>	[Type= discrete] [Format=numeric] [Range= 1-98] [Missing=*]		
<b>Statistics [NW/ W]</b>	[Valid=5841 /-] [Invalid=0 /-]		
<b>Value</b>	<b>Label</b>	<b>Cases</b>	<b>Percentage</b>
1	Taiwanese Hakka	725	12.4%
2	Taiwanese Min-nan	4548	77.9%
3	Mainlander	319	5.5%
4	Aboriginal	62	1.1%
5	Foreigner	2	0.0%
6	Recent Mainland immigrant	9	0.2%
7	Recent Foreign immigrant	17	0.3%
95	Refuse to answer	30	0.5%
98	Don't know	129	2.2%
<i>Warning: these figures indicate the number of cases found in the data file. They cannot be interpreted as summary statistics of the population of interest.</i>			
<b># q159: 35.Main occupation of respondent</b>			
<b>Information</b>	[Type= discrete] [Format=numeric] [Range= 101-995] [Missing=*]		

### # q159: 35.Main occupation of respondent

Statistics [NW/ W] [Valid=5841 /-] [Invalid=0 /-]

Value	Label	Cases	Percentage
101	Legislators	6	0.1%
102	Government Administrators	27	0.5%
103	Chief Executives (Pub.)	40	0.7%
104	Chief Executives (Priv.)	634	10.9%
105	Directors have employee	315	5.4%
106	Directors don't have employee	218	3.7%
201	Science Professionals (Pub.)	2	0.0%
202	Science Professionals (Priv.)	4	0.1%
203	Health Associate Professionals (Pub.)	17	0.3%
204	Health Associate Professionals (Priv.)	64	1.1%
205	Accountants	8	0.1%
206	Teachers (Pub.)	145	2.5%
207	Teachers (Priv.)	63	1.1%
208	Lawyers and Legal Professionals (Pub.)	2	0.0%
209	Lawyers and Legal Professionals (Priv.)	2	0.0%
210	Religion man	4	0.1%
211	Abstractionist	10	0.2%
212	Writer (author, reporter, dramatist)	5	0.1%
213	Eng. Science Professionals (Pub.)	7	0.1%
214	Eng. Science Professionals (Priv.)	71	1.2%
215	Sportsman	0	
301	Office Clerks (Pub.)	153	2.6%
302	Office Clerks (Priv.)	603	10.3%
303	Salespersons	17	0.3%
401	Personal Services Workers (Priv.)	155	2.7%
501	Agr., Animal Husbandry, Forestry and Fishing Workers (Priv.)	228	3.9%
601	Production Laborers and Rel. Workers (Pub.)	116	2.0%
602	Production Laborers and Rel. Workers (Priv.)	1051	18.0%
701	Students	164	2.8%
801	Servicemen	40	0.7%
901	Housekeeping, without domestic crafting [continue to 35a]	732	12.5%
902	Housekeeping, with domestic crafting [continue to 35a]	56	1.0%
903	Housekeeping, helping familial business without pay [continu	55	0.9%
904	Housekeeping, helping familial business with pay [continue t	37	0.6%
905	Unemployment [skip to 35b]	116	2.0%
906	Retired [skip to 35b]	616	10.5%
907	Not working, but has income	3	0.1%
911	Haven't employed	25	0.4%
995	Refuse to answer	30	0.5%

Warning: these figures indicate the number of cases found in the data file. They cannot be interpreted as summary statistics of the population of interest.

### # q160: 35a.Main occupation of respondent's spouse

Information [Type= discrete] [Format=numeric] [Range= 101-999] [Missing=\*]

Statistics [NW/ W] [Valid=5841 /-] [Invalid=0 /-]



**# q160: 35a.Main occupation of respondent's spouse**

Value	Label	Cases	Percentage
101	Legislators	0	
102	Government Administrators	6	0.1%
103	Chief Executives (Pub.)	16	0.3%
104	Chief Executives (Priv.)	109	1.9%
105	Directors have employee	76	1.3%
106	Directors don't have employee	61	1.0%
201	Science Professionals (Pub.)	0	
202	Science Professionals (Priv.)	0	
203	Health Associate Professionals (Pub.)	2	0.0%
204	Health Associate Professionals (Priv.)	6	0.1%
205	Accountants	1	0.0%
206	Teachers (Pub.)	14	0.2%
207	Teachers (Priv.)	6	0.1%
208	Lawyers and Legal Professionals (Pub.)	0	
209	Lawyers and Legal Professionals (Priv.)	2	0.0%
210	Religion man	0	
211	Abstractionist	1	0.0%
212	Writer (author, reporter, dramatist)	0	
213	Eng. Science Professionals (Pub.)	2	0.0%
214	Eng. Science Professionals (Priv.)	16	0.3%
215	sportsman	1	0.0%
301	Office Clerks (Pub.)	29	0.5%
302	Office Clerks (Priv.)	50	0.9%
303	Salespersons	5	0.1%
401	Personal Services Workers (Priv.)	39	0.7%
501	Agr., Animal Husbandry, Forestry and Fishing Workers (Priv.)	48	0.8%
601	Production Laborers and Rel. Workers (Pub.)	15	0.3%
602	Production Laborers and Rel. Workers (Priv.)	231	4.0%
701	Students	0	
801	Servicemen	32	0.5%
901	Widowed	42	0.7%
902	Divorced	30	0.5%
907	Not working, but has income	2	0.0%
911	Haven't employed	3	0.1%
995	Refuse to answer	35	0.6%
999	Skipped	4961	84.9%

*Warning: these figures indicate the number of cases found in the data file. They cannot be interpreted as summary statistics of the population of interest.*

**# q161: 35b.Main occupation of respondent before retirement or unemployment**

<b>Information</b>	[Type= discrete] [Format=numeric] [Range= 101-999] [Missing=*]		
<b>Statistics [NW/ W]</b>	[Valid=5841 /-] [Invalid=0 /-]		
Value	Label	Cases	Percentage
101	Legislators	3	0.1%
102	Government Administrators	16	0.3%
103	Chief Executives (Pub.)	22	0.4%

**# q161: 35b.Main occupation of respondent before retirement or unemployment**

Value	Label	Cases	Percentage
104	Chief Executives (Priv.)	80	1.4%
105	Directors have employee	76	1.3%
106	Directors don't have employee	29	0.5%
201	Science Professionals (Pub.)	0	
202	Science Professionals (Priv.)	2	0.0%
203	Health Associate Professionals (Pub.)	3	0.1%
204	Health Associate Professionals (Priv.)	5	0.1%
205	Accountants	0	
206	Teachers (Pub.)	45	0.8%
207	Teachers (Priv.)	12	0.2%
208	Lawyers and Legal Professionals (Pub.)	0	
209	Lawyers and Legal Professionals (Priv.)	0	
210	Religion man	0	
211	Abstractionist	1	0.0%
212	Writer (author, reporter, dramatist)	2	0.0%
213	Eng. Science Professionals (Pub.)	1	0.0%
214	Eng. Science Professionals (Priv.)	1	0.0%
215	Sportsman	1	0.0%
301	Office Clerks (Pub.)	37	0.6%
302	Office Clerks (Priv.)	57	1.0%
303	Salespersons	2	0.0%
401	Personal Services Workers (Priv.)	24	0.4%
501	Agr., Animal Husbandry, Forestry and Fishing Workers (Priv.)	35	0.6%
601	Production Laborers and Rel. Workers (Pub.)	28	0.5%
602	Production Laborers and Rel. Workers (Priv.)	200	3.4%
701	Students	8	0.1%
801	Servicemen	26	0.4%
995	Refuse to answer	16	0.3%
999	Skipped	5109	87.5%

*Warning: these figures indicate the number of cases found in the data file. They cannot be interpreted as summary statistics of the population of interest.*

**# q162: M1.How many telephone lines does your household have?(only those used for voice communications)(R1, R3, R6)**

<b>Information</b>	[Type= discrete] [Format=numeric] [Range= 1-99] [Missing=*]		
<b>Statistics [NW/ W]</b>	[Valid=5841 /-] [Invalid=0 /-]		
Value	Label	Cases	Percentage
1		2169	37.1%
2		554	9.5%
3		92	1.6%
4		30	0.5%
5		6	0.1%
6		6	0.1%
7		2	0.0%
10		1	0.0%
95	Refuse to answer/ Don't use	71	1.2%

**# q162: M1.How many telephone lines does your household have?(only those used for voice communications)(R1, R3, R6)**

Value	Label	Cases	Percentage
99	Skipped	2910	49.8%

*Warning: these figures indicate the number of cases found in the data file. They cannot be interpreted as summary statistics of the population of interest.*

**# q163: M2.Do you use cell phone?(R1, R3, R6)**

<b>Information</b>	[Type= discrete] [Format=numeric] [Range= 1-99] [Missing=*]
--------------------	---

<b>Statistics [NW/ W]</b>	[Valid=5841 /-] [Invalid=0 /-]
---------------------------	--------------------------------

Value	Label	Cases	Percentage
1	Yes	2588	44.3%
2	No [skip M2a]	322	5.5%
95	Refuse to answer [skip M2a]	8	0.1%
96	It depends [skip M2a]	12	0.2%
97	No opinion [skip M2a]	1	0.0%
98	Don't know [skip M2a]	0	
99	Skipped	2910	49.8%

*Warning: these figures indicate the number of cases found in the data file. They cannot be interpreted as summary statistics of the population of interest.*

**# q164: M2a.Do you transfer any of your calls from the land-line phone to your cell phone?(R1)**

<b>Information</b>	[Type= discrete] [Format=numeric] [Range= 1-99] [Missing=*]
--------------------	---

<b>Statistics [NW/ W]</b>	[Valid=5841 /-] [Invalid=0 /-]
---------------------------	--------------------------------

Value	Label	Cases	Percentage
1	Some	117	2.0%
2	No	740	12.7%
95	Refuse to answer	22	0.4%
99	Skipped	4962	85.0%

*Warning: these figures indicate the number of cases found in the data file. They cannot be interpreted as summary statistics of the population of interest.*

**# q165: M3.Finally, our teacher is interested in the internet usage in Taiwan, may you provide us our most frequently used e-mail?(R2, R4, R5)**

<b>Information</b>	[Type= discrete] [Format=numeric] [Range= 1-99] [Missing=*]
--------------------	---

<b>Statistics [NW/ W]</b>	[Valid=5841 /-] [Invalid=0 /-]
---------------------------	--------------------------------

Value	Label	Cases	Percentage
1	email	508	8.7%
95	Refuse to answer/ Don't use	2402	41.1%
99	Skipped	2931	50.2%

*Warning: these figures indicate the number of cases found in the data file. They cannot be interpreted as summary statistics of the population of interest.*

**# q166: 36.Respondent's gender**

<b>Information</b>	[Type= discrete] [Format=numeric] [Range= 1-2] [Missing=*]
--------------------	--

<b>Statistics [NW/ W]</b>	[Valid=5841 /-] [Invalid=0 /-]
---------------------------	--------------------------------

Value	Label	Cases	Percentage
1	Male	2849	48.8%
2	Female	2992	51.2%

*Warning: these figures indicate the number of cases found in the data file. They cannot be interpreted as summary statistics of the population of interest.*

**# q167: 37.Language used to conduct interview**

<b>Information</b>	[Type= discrete] [Format=numeric] [Range= 1-5] [Missing=*]
--------------------	--

**# q167: 37.Language used to conduct interview**

Statistics [NW/ W] [Valid=5841 /-] [Invalid=0 /-]

Value	Label	Cases	Percentage
1	Mandarin	5221	89.4%
2	Taiwanese	334	5.7%
3	Hakka	0	
4	Mandarin and Taiwanese	285	4.9%
5	Mandarin and Hakka	1	0.0%

*Warning: these figures indicate the number of cases found in the data file. They cannot be interpreted as summary statistics of the population of interest.***# nq46: Do you know how many legislators will be elected in your district?(R1, R3, R6)**

Information [Type= discrete] [Format=numeric] [Range= 1-99] [Missing=\*]

Statistics [NW/ W] [Valid=5841 /-] [Invalid=0 /-]

Value	Label	Cases	Percentage
1	Right	1110	19.0%
2	Wrong	208	3.6%
9	Nonresponse	1613	27.6%
99	Sikp	2910	49.8%

*Warning: these figures indicate the number of cases found in the data file. They cannot be interpreted as summary statistics of the population of interest.***# nq47: Do you know, besides president ballot, how many ballots you can cast in this Legislative Election?(R1, R3, R6)**

Information [Type= discrete] [Format=numeric] [Range= 1-99] [Missing=\*]

Statistics [NW/ W] [Valid=5841 /-] [Invalid=0 /-]

Value	Label	Cases	Percentage
1	Right	408	7.0%
2	Wrong	1781	30.5%
9	Nonresponse	742	12.7%
99	Sikp	2910	49.8%

*Warning: these figures indicate the number of cases found in the data file. They cannot be interpreted as summary statistics of the population of interest.***# nq48: Do you know the threshold of the list vote that a party must reach in order to participate in allocation of seats by party lists?(R1, R3, R6)**

Information [Type= discrete] [Format=numeric] [Range= 1-99] [Missing=\*]

Statistics [NW/ W] [Valid=5841 /-] [Invalid=0 /-]

Value	Label	Cases	Percentage
1	Right	570	9.8%
2	Wrong	195	3.3%
9	Nonresponse	2166	37.1%
99	Sikp	2910	49.8%

*Warning: these figures indicate the number of cases found in the data file. They cannot be interpreted as summary statistics of the population of interest.***# nq49: Do you know how long a term of the office is for the new legislators?(R1, R3, R6)**

Information [Type= discrete] [Format=numeric] [Range= 1-99] [Missing=\*]

Statistics [NW/ W] [Valid=5841 /-] [Invalid=0 /-]

Value	Label	Cases	Percentage
1	Right	2245	38.4%
2	Wrong	246	4.2%
9	Nonresponse	440	7.5%

<b># nq49: Do you know how long a term of the office is for the new legislators?(R1, R3, R6)</b>			
Value	Label	Cases	Percentage
99	Sikp	2910	49.8%
<i>Warning: these figures indicate the number of cases found in the data file. They cannot be interpreted as summary statistics of the population of interest.</i>			
<b># nq50: Do you know how many legislators are there in the current session of the Legislative Yuan?(R1, R3, R6)</b>			
<b>Information</b>		[Type= discrete] [Format=numeric] [Range= 1-999] [Missing=*]	
<b>Statistics [NW/ W]</b>		[Valid=5841 /-] [Invalid=0 /-]	
Value	Label	Cases	Percentage
1	Right	218	3.7%
2	Wrong	548	9.4%
990	Nonresponse	2165	37.1%
999	Sikp	2910	49.8%
<i>Warning: these figures indicate the number of cases found in the data file. They cannot be interpreted as summary statistics of the population of interest.</i>			
<b># sex: Sex</b>			
<b>Information</b>		[Type= discrete] [Format=numeric] [Range= 1-2] [Missing=*]	
<b>Statistics [NW/ W]</b>		[Valid=5841 /-] [Invalid=0 /-]	
Value	Label	Cases	Percentage
1	Male	2849	48.8%
2	Female	2992	51.2%
<i>Warning: these figures indicate the number of cases found in the data file. They cannot be interpreted as summary statistics of the population of interest.</i>			
<b># age: Age</b>			
<b>Information</b>		[Type= discrete] [Format=numeric] [Range= 1-9] [Missing=*]	
<b>Statistics [NW/ W]</b>		[Valid=5841 /-] [Invalid=0 /-]	
Value	Label	Cases	Percentage
1	20-29 years	614	10.5%
2	30-39 years	1012	17.3%
3	40-49 years	1377	23.6%
4	50-59 years	1404	24.0%
5	60 years and above	1360	23.3%
9	Nonresponse	74	1.3%
<i>Warning: these figures indicate the number of cases found in the data file. They cannot be interpreted as summary statistics of the population of interest.</i>			
<b># edu: Education</b>			
<b>Information</b>		[Type= discrete] [Format=numeric] [Range= 1-9] [Missing=*]	
<b>Statistics [NW/ W]</b>		[Valid=5841 /-] [Invalid=0 /-]	
Value	Label	Cases	Percentage
1	Below-primary school	649	11.1%
2	Junior high school	505	8.6%
3	High school or vocational school	1688	28.9%
4	Technical college	918	15.7%
5	Post-university	2048	35.1%
9	Nonresponse	33	0.6%
<i>Warning: these figures indicate the number of cases found in the data file. They cannot be interpreted as summary statistics of the population of interest.</i>			
<b># sengi: Father's ethnic background</b>			
<b>Information</b>		[Type= discrete] [Format=numeric] [Range= 1-9] [Missing=*]	

<b># sengi: Father's ethnic background</b>			
<b>Statistics [NW/ W]</b>		[Valid=5841 /-] [Invalid=0 /-]	
<b>Value</b>	<b>Label</b>	<b>Cases</b>	<b>Percentage</b>
1	Taiwanese Hakka	679	11.6%
2	Taiwanese Min-nan	4278	73.2%
3	Mainlander	652	11.2%
4	Aboriginal	41	0.7%
5	Foreigner	2	0.0%
9	Nonresponse	189	3.2%
<i>Warning: these figures indicate the number of cases found in the data file. They cannot be interpreted as summary statistics of the population of interest.</i>			
<b># masengi: Mother's ethnic background</b>			
<b>Information</b>		[Type= discrete] [Format=numeric] [Range= 1-9] [Missing=*]	
<b>Statistics [NW/ W]</b>		[Valid=5841 /-] [Invalid=0 /-]	
<b>Value</b>	<b>Label</b>	<b>Cases</b>	<b>Percentage</b>
1	Taiwanese Hakka	725	12.4%
2	Taiwanese Min-nan	4548	77.9%
3	Mainlander	319	5.5%
4	Aboriginal	62	1.1%
5	Foreigner	2	0.0%
9	Nonresponse	185	3.2%
<i>Warning: these figures indicate the number of cases found in the data file. They cannot be interpreted as summary statistics of the population of interest.</i>			
<b># partyid: Party identification</b>			
<b>Information</b>		[Type= discrete] [Format=numeric] [Range= 1-7] [Missing=*]	
<b>Statistics [NW/ W]</b>		[Valid=5841 /-] [Invalid=0 /-]	
<b>Value</b>	<b>Label</b>	<b>Cases</b>	<b>Percentage</b>
1	KMT	1537	26.3%
2	DPP	1941	33.2%
3	NP	54	0.9%
4	PFP	192	3.3%
5	TSU	61	1.0%
6	Neutral and it depends	1545	26.5%
7	Nonresponse and other parties	511	8.7%
<i>Warning: these figures indicate the number of cases found in the data file. They cannot be interpreted as summary statistics of the population of interest.</i>			
<b># party: Party support</b>			
<b>Information</b>		[Type= discrete] [Format=numeric] [Range= 1-16] [Missing=*]	
<b>Statistics [NW/ W]</b>		[Valid=5841 /-] [Invalid=0 /-]	
<b>Value</b>	<b>Label</b>	<b>Cases</b>	<b>Percentage</b>
1	Strongly support KMT	497	8.5%
2	Somewhat support KMT	911	15.6%
3	Lean to the KMT	129	2.2%
4	Strongly support DPP	704	12.1%
5	Somewhat support DPP	1122	19.2%
6	Lean to the DPP	115	2.0%
7	Strongly support NP	25	0.4%
8	Somewhat support NP	25	0.4%

<b># party: Party support</b>			
Value	Label	Cases	Percentage
9	Lean to the NP	4	0.1%
10	Strongly support PFP	80	1.4%
11	Somewhat support PFP	89	1.5%
12	Lean to the PFP	23	0.4%
13	Strongly support TSU	21	0.4%
14	Somewhat support TSU	39	0.7%
15	Lean to the TSU	1	0.0%
16	Neutral and other parties	2056	35.2%
<i>Warning: these figures indicate the number of cases found in the data file. They cannot be interpreted as summary statistics of the population of interest.</i>			
<b># career: Occupation5</b>			
<b>Information</b>	[Type= discrete] [Format=numeric] [Range= 1-5] [Missing=*]		
<b>Statistics [NW/ W]</b>	[Valid=5841 /-] [Invalid=0 /-]		
Value	Label	Cases	Percentage
1	Hight-class WHITE COLLAR	2532	43.3%
2	Low-class WHITE COLLAR	1171	20.0%
3	FARMER	311	5.3%
4	WORKER	1641	28.1%
5	Others	186	3.2%
<i>Warning: these figures indicate the number of cases found in the data file. They cannot be interpreted as summary statistics of the population of interest.</i>			
<b># career8: Occupation8</b>			
<b>Information</b>	[Type= discrete] [Format=numeric] [Range= 1-8] [Missing=*]		
<b>Statistics [NW/ W]</b>	[Valid=5841 /-] [Invalid=0 /-]		
Value	Label	Cases	Percentage
1	Civil servants	811	13.9%
2	Managers and Professionals (priv.)	1532	26.2%
3	CLERKS (priv.)	858	14.7%
4	Labor (priv.)	1251	21.4%
5	FARMER	263	4.5%
6	Students	172	2.9%
7	Housekeeping	880	15.1%
8	Others	74	1.3%
<i>Warning: these figures indicate the number of cases found in the data file. They cannot be interpreted as summary statistics of the population of interest.</i>			
<b># arear: Area</b>			
<b>Information</b>	[Type= discrete] [Format=numeric] [Range= 1-9] [Missing=*]		
<b>Statistics [NW/ W]</b>	[Valid=5841 /-] [Invalid=0 /-]		
Value	Label	Cases	Percentage
1	Taipei metro area	1197	20.5%
2	New Taipei city-Chilung	480	8.2%
3	Taoyuan-Hsinchu-Miaoli	786	13.5%
4	Taichung-Changhwa-Nanto	1251	21.4%
5	Yunlin-Chiai-Tainan	993	17.0%
6	Kaohsiung-Pingtung-Pemghu	886	15.2%
7	Yi Lan-Hwalian-Taitung	232	4.0%

<b># arear: Area</b>			
<b>Value</b>	<b>Label</b>	<b>Cases</b>	<b>Percentage</b>
9	Nonresponse	16	0.3%
<i>Warning: these figures indicate the number of cases found in the data file. They cannot be interpreted as summary statistics of the population of interest.</i>			
<b># tondu: Position on unification and independence</b>			
<b>Information</b>	[Type= discrete] [Format=numeric] [Range= 1-9] [Missing=*]		
<b>Statistics [NW/ W]</b>	[Valid=5841 /-] [Invalid=0 /-]		
<b>Value</b>	<b>Label</b>	<b>Cases</b>	<b>Percentage</b>
1	Immediate unification	69	1.2%
2	Maintain the status quo, move toward unification	566	9.7%
3	Maintain the status quo, decide either unification or indepe	1910	32.7%
4	Maintain the status quo forever	1572	26.9%
5	Maintain the status quo, move toward independence	1071	18.3%
6	Immediate independence	210	3.6%
9	Nonresponse	443	7.6%
<i>Warning: these figures indicate the number of cases found in the data file. They cannot be interpreted as summary statistics of the population of interest.</i>			
<b># cand: Candidate voting choice</b>			
<b>Information</b>	[Type= discrete] [Format=numeric] [Range= 20101-999998] [Missing=*]		
<b>Statistics [NW/ W]</b>	[Valid=5841 /-] [Invalid=0 /-]		
<b>Value</b>	<b>Label</b>	<b>Cases</b>	<b>Percentage</b>
20101	Lee, Chih-Yung(KMT)	15	0.3%
20102	Chen, Ou-Po(DPP)	34	0.6%
20108	Wu, Zi Wei(Constitutional Conventions of Taiwan)	1	0.0%
20114	Kuo, Ru-Jau(Military, Civil, and Faculty Alliance Party)	0	
20122	Lin, Shiann-Shan(Pan-Pacific E.P. Union Party)	0	
20124	Wu, Shao-Wen(Green Party Taiwan & Social Democratic Party Al	1	0.0%
20126	Chu, Ando(Independent)	5	0.1%
20127	Sun, Po-Yu(Independent)	0	
40101	Lin, Wei-Chou(KMT)	18	0.3%
40107	Fan, Chen-Kui(Unionist Party)	0	
40110	Su, Wen-Ying(National Health Service Alliance)	0	
40114	Li, Zong Hua(Military, Civil, and Faculty Alliance Party)	0	
40118	Chiu, Ching Ya(Republican Party)	5	0.1%
40125	Cho, An-Thung(Faith And Hope League)	2	0.0%
40126	Cheng, Yung-Chin(Independent)	12	0.2%
40127	Huang, Xiu Long(Independent)	1	0.0%
50101	Chen, Chao-Ming(KMT)	11	0.2%
50102	Tu, Wen Ching(DPP)	13	0.2%
50118	Kang, Shi-Ju(Republican Party)	9	0.2%
50119	Lin, Yi -Fang(Free Taiwan Party)	2	0.0%
50126	Huang, Yu Yan(Independent)	2	0.0%
50201	Hsu, Chih Jung(KMT)	17	0.3%
50202	Wu, Yi-Chen(DPP)	19	0.3%
50219	Liu, Wen-Chung(Free Taiwan Party)	0	
50226	Chou, Shu-Han(Independent)	0	
50227	Tai, Wen Hsiang(Independent)	0	



**# cand: Candidate voting choice**

Value	Label	Cases	Percentage
70101	Wang, Hui-Mei(KMT)	56	1.0%
70102	Chen, Wen-Pin(DPP)	26	0.4%
70201	Lin, Tsang-Min(KMT)	19	0.3%
70202	Huang, Hsiou-Fang(DPP)	19	0.3%
70212	Wen, Kuo Ming(Labour Party)	1	0.0%
70219	Chang, Yao-Yuan(Republican Party)	1	0.0%
70226	Liu, Yung-Chun(Independent)	0	
70227	Hsu, Yung-Chin(Independent)	0	
70228	Huang, Yu-Fen(Independent)	4	0.1%
70301	Cheng, Ru-Fen(KMT)	28	0.5%
70302	Hung, Chun-Yi(DPP)	18	0.3%
70304	Chen, Chao-Rong(PFP)	5	0.1%
70317	Chang, Yi-Sheng(New Power Party)	2	0.0%
70319	Ang, Yu-Kang(Free Taiwan Party)	1	0.0%
70401	Chang, Chin-Kun(KMT)	20	0.3%
70402	Chen, Su-Yueh(DPP)	32	0.5%
80101	Ma, Wen-Chun(KMT)	26	0.4%
80102	Chang, Kuor Hsin(DPP)	12	0.2%
80201	Hsu, Shu-Hua(KMT)	33	0.6%
80202	Tsai, Huang Liang(DPP)	25	0.4%
90101	Chang Jung-Chi(KMT)	14	0.2%
90102	Su, Chin Feng(DPP)	32	0.5%
90115	Lin, Fu-Yuan(Trees Party)	3	0.1%
90201	Wu, Wei Chih(KMT)	16	0.3%
90202	Liu, Chien Kuo(DPP)	46	0.8%
90215	Chang, Chia-Wei(Trees Party)	3	0.1%
90217	Wang, Wei-Ting(New Power Party)	3	0.1%
100101	Lin, Chiang-Chuan(KMT)	7	0.1%
100102	Tsai, Yi-Yu(DPP)	24	0.4%
100126	Chiu, Kun-Lung(Independent)	1	0.0%
100201	Lin, Yu-Ling(KMT)	9	0.2%
100202	Chen, Ming-Wen(DPP)	17	0.3%
100208	Lai, Ching-Min(Constitutional Conventions of Taiwan)	1	0.0%
130101	Liao, Wan-Ju(KMT)	14	0.2%
130102	Su, Zhen Qing(DPP)	30	0.5%
130201	Wang, Chin-Shih(KMT)	19	0.3%
130202	Chung, Chia-Pin(DPP)	15	0.3%
130301	Hsu, Chin Ju(KMT)	2	0.0%
130302	Chuang, Jui-Hsuing(DPP)	25	0.4%
130307	Chang, Chao-Yang(Unionist Party)	0	
130319	Ding, Yong Zhi(Free Taiwan Party)	0	
130326	Huang, Chao-Chang(Independent)	13	0.2%
140101	Chen, Chien-Ke(KMT)	2	0.0%
140102	Liu, Chao-Hao(DPP)	10	0.2%
150101	Wang, Ting Sheng(KMT)	24	0.4%

**# cand: Candidate voting choice**

Value	Label	Cases	Percentage
150102	Xiao, Mei Qin(DPP)	26	0.4%
150122	Yang, Wu Kong(Pan-Pacific E.P. Union Party)	1	0.0%
150126	Huang, Shi Peng(Independent)	0	
160101	Chen, Shuang Chuan(KMT)	2	0.0%
160102	Yang, Yao(DPP)	7	0.1%
160106	Huang, Han-Tung(Taiwan Labor Party)	0	
160115	Sheng, I Che(Trees Party)	0	
170101	Hau, Lung-Bin(KMT)	20	0.3%
170102	Tsa,i Shi Ying(DPP)	17	0.3%
170103	Liu, Wen-Hsiung(PFP)	6	0.1%
170118	Yang, Shi Cheng(Republican Party)	2	0.0%
180101	Cheng, Cheng Chien(KMT)	9	0.2%
180102	Ke, Jian Ming(DPP)	15	0.3%
180103	Ou, Chung-Ching(PFP)	1	0.0%
180114	Wei, Bert(Military, Civil, and Faculty Alliance Party)	0	
180117	Chiu, Hsieh-Chih(New Power Party)	9	0.2%
180119	Lin, Chia-Yu(Free Taiwan Party)	0	
180126	Zeng, Yao Cheng(Independent)	0	
180127	Huang, Yuan-Fu(Independent)	0	
180128	Wang, Rong De(Independent)	1	0.0%
180129	Wu, Shu-Min(Independent)	0	
200101	Wu, Yu-Jen(KMT)	15	0.3%
200102	Lee, Chun-Yi(DPP)	18	0.3%
200126	Weng, Shou-liang(Independent)	5	0.1%
200127	Huang, Hung-Chen-Taiwan-Ah-Chen-World-Great-Person-Rich-Pres	1	0.0%
280101	Yang, Cheng-Wu(KMT)	4	0.1%
280102	Chen, Tsang-Chiang(DPP)	2	0.0%
280103	Wu, Cherng-Dean(NP)	1	0.0%
280106	Chen, Te-Hui(Taiwan Labor Party)	0	
280114	Kao, Dan-Hwa(Military, Civil, and Faculty Alliance Party)	0	
280126	Chang, Cheng-Fa(Independent)	0	
280127	Hong, Zhi Heng(Independent)	0	
280128	Tony Chen Ton Lee(Independent)	0	
300101	Chen, Hsueh-Sheng(KMT)	0	
300107	Chang, Chun Pao(Unionist Party)	0	
300115	Su, Po Hao(Trees Party)	0	
300126	Lin, Chin Kuan(Independent)	0	
630101	Ting, Shou-chung(KMT)	25	0.4%
630102	Wu, Szu-Yao(DPP)	20	0.3%
630110	Wu, Zhong Zheng(National Health Service Alliance)	1	0.0%
630118	Wang, Ching-Ya(Republican Party)	0	
630120	Huang, Ching Yuan(Taiwan Independence Party)	0	
630202	Yao, Wen-Chih(DPP)	16	0.3%
630203	Pan, Wynn H.T.(NP)	10	0.2%

**# cand: Candidate voting choice**

Value	Label	Cases	Percentage
630210	Lin, Xing Rong(National Health Service Alliance)	0	
630219	Chen, Jian Bin(Free Taiwan Party)	0	
630220	Chen, Min Chien(Taiwan Independence Party)	0	
630225	Wu, Chun-Te(Faith And Hope League)	0	
630226	Wang, Ming-Tzong AarMing(Independent)	0	
630301	Chiang, Wan-An(KMT)	12	0.2%
630308	Kao, Shih-En(Constitutional Conventions of Taiwan)	0	
630314	Li, Cheng-Yueh(Military, Civil, and Faculty Alliance Party)	0	
630316	Ciou, Jheng Hao(Peace Pigeon Union Party)	0	
630320	Lim, Sin Khai(Taiwan Independence Party)	0	
630324	Lee, Yen-jong(Green Party Taiwan & Social Democratic Party A	1	0.0%
630326	Chao, Yieng-Jack(Independent)	0	
630327	Huang, Li-Hsiang(Independent)	0	
630328	Pan, Billy(Independent)	5	0.1%
630329	Chen, Alf Ke-Yin(Independent)	0	
630401	Lee, Yen-Hsiu(KMT)	11	0.2%
630404	Huang, Shan Shan(PFP)	38	0.7%
630405	Hsiao,Ya-Tan(TSU)	1	0.0%
630416	Li, Yueh Feng(Peace Pigeon Union Party)	0	
630417	Lin, Shao Chi(New Power Party)	2	0.0%
630420	Chen, ChaoO Ming(Taiwan Independence Party)	0	
630424	Chen, Shang-chih(Green Party Taiwan & Social Democratic Part	0	
630426	Ho, Wei(Independent)	0	
630501	Lin,Yu-Fang(KMT)	19	0.3%
630508	Hong, Sneng Cheng(Constitutional Conventions of Taiwan)	0	
630515	You, Rui Min(Trees Party)	0	
630517	Lim, Freddy(New Power Party)	18	0.3%
630520	Li, Jia Xing(Taiwan Independence Party)	1	0.0%
630526	Gong, Wei Lun(Independent)	0	
630527	Huang, Fui Ching(Independent)	0	
630601	Chiang, Nai-Shn(KMT)	10	0.2%
630608	Ku, Wen Fa(Constitutional Conventions of Taiwan)	0	
630611	Jeng, Tsuen-Chyi(People's Democratic Front)	1	0.0%
630615	Chen, Chia-Hung(Trees Party)	0	
630618	Wu, Hsu-Chih(Republican Party)	1	0.0%
630620	Lin, Zhen Yu(Taiwan Independence Party)	0	
630624	Fan, Yun(Green Party Taiwan & Social Democratic Party Allian	3	0.1%
630625	Tseng, Hsien-Ying(Faith And Hope League)	0	
630626	Zhao, Yan Qing(Independent)	0	
630627	Chou, Fang-Ju(Independent)	0	
630628	Liang,Pang Wei(Independent)	0	
630629	Chiang, Nancy(Independent)	0	
630701	Fai, Hrong-Tai(KMT)	19	0.3%
630708	Fan,Yang-Lu(Constitutional Conventions of Taiwan)	0	
630716	Su, Chen-Ying(Peace Pigeon Union Party)	0	

**# cand: Candidate voting choice**

Value	Label	Cases	Percentage
630720	Lin, Susan(Taiwan Independence Party)	0	
630724	Lu, Jennifer(Green Party Taiwan & Social Democratic Party AI	2	0.0%
630726	Yang, Shih-Chiu(Independent)	11	0.2%
630727	Curry, Peter(Independent)	0	
630728	Lin, Wen-Jye(Independent)	0	
630801	Lai, Shyh-Bao(KMT)	20	0.3%
630806	Chen, Lucent(Taiwan Labor Party)	0	
630824	Miao, Poya(Green Party Taiwan & Social Democratic Party Alli	2	0.0%
630826	Fang Jing-Jun(Independent)	0	
630827	Lai, Shu-Shen(Independent)	0	
630828	Lee, Ching-Yuan(Independent)	15	0.3%
640101	Chung, Yi-Chung(KMT)	6	0.1%
640102	Chiu, Yi-Ying(DPP)	26	0.4%
640107	Liu, Zi Lin(Unionist Party)	0	
640116	Chuang, Ting Hsin(Peace Pigeon Union Party)	0	
640201	Huang, Yun-Han(KMT)	14	0.2%
640202	Chiu Chih-Wei(DPP)	38	0.7%
640207	Huang, Jin Ling(Unionist Party)	0	
640215	Li, Bo Rong(Trees Party)	0	
640219	Zeng, Ying Feng(Free Taiwan Party)	1	0.0%
640301	Chang, Hsien-Yao(KMT)	19	0.3%
640302	Liu, Shyh Fang(DPP)	24	0.4%
640308	Zhuang, Ming Xian(Constitutional Conventions of Taiwan)	0	
640325	Liang, Pei Chen(Faith And Hope League)	1	0.0%
640326	Lyon, Shu Fu(Independent)	2	0.0%
640401	Kuo, Lun Hao Lucas(KMT)	5	0.1%
640402	Lin, Tai-Hua(DPP)	34	0.6%
640407	Lin, Jun Yang(Unionist Party)	0	
640501	Tsai, Chin-Yen(KMT)	7	0.1%
640502	Kuan, Bi Ling(DPP)	20	0.3%
640514	Wang, Hsin-Chang(Military, Civil, and Faculty Alliance Party	0	
640516	Yang, Zong Ying(Peace Pigeon Union Party)	0	
640601	Huang, Po Lin(KMT)	14	0.2%
640602	Lee, Kun Tse(DPP)	22	0.4%
640616	Yang, Han Chi(Peace Pigeon Union Party)	1	0.0%
640701	Zhuang, Qi Wang(KMT)	9	0.2%
640702	Chao, Tien Lin(DPP)	28	0.5%
640716	Chen, Su Li(Peace Pigeon Union Party)	0	
640717	Chen, Hui-Min(New Power Party)	1	0.0%
640726	Lin, Jing Yuan(Independent)	1	0.0%
640801	Huang, Hsi Wen(KMT)	8	0.1%
640802	Xu, Zhi Jie(DPP)	28	0.5%
640807	Wang Ting Xuan(Unionist Party)	0	
640811	Chang, Yu Hwa(People's Democratic Front)	0	
640814	Liu, Yi Xiong(Military, Civil, and Faculty Alliance Party)	1	0.0%

**# cand: Candidate voting choice**

Value	Label	Cases	Percentage
640817	Chen, Han Ku(New Power Party)	0	
640821	Ma, Kai Ni(Social Welfare Party)	0	
640901	Lin, Guo Zheng(KMT)	12	0.2%
640902	Lai, Jui Lung(DPP)	20	0.3%
640907	Tsai, Ma Fu(Unionist Party)	1	0.0%
640918	Lin, Tsung Yen(Republican Party)	1	0.0%
650101	Wu, Yu Sheng(KMT)	15	0.3%
650102	Lu, Sun-Ling(DPP)	20	0.3%
650110	Hung, Zei-Cheng(National Health Service Alliance)	0	
650115	Su, Gideon Tung-Ta(Trees Party)	1	0.0%
650116	Chen, Yun Fen(Peace Pigeon Union Party)	0	
650126	Chen, Li Ji(Independent)	2	0.0%
650201	Chen, Ming Yi(KMT)	10	0.2%
650202	Lin, Shu Fen(DPP)	29	0.5%
650301	Lee, Chien-Lung(KMT)	12	0.2%
650302	Gao, Jyh Peng(DPP)	22	0.4%
650304	Chang, Showen(PFP)	0	
650308	Chen, Chang Fa(Constitutional Conventions of Taiwan)	0	
650310	Tom-Shiau(National Health Service Alliance)	0	
650315	Yao, Yin-Hung(Trees Party)	0	
650321	Lin, Ji Ying(Social Welfare Party)	0	
650326	Su, Ching-Yin(Independent)	0	
650327	Huang, Mao(Independent)	0	
650401	Chen, Mau-Jia(KMT)	6	0.1%
650402	Wu, Ping-Jui(DPP)	27	0.5%
650408	Wang, Si Yi(Constitutional Conventions of Taiwan)	0	
650409	Lin, Li Rong(Righteous Party)	0	
650416	Liu, Feng-Chang(Peace Pigeon Union Party)	0	
650424	Gu, Ba Kai(Green Party Taiwan & Social Democratic Party Alli	1	0.0%
650426	Chiu, Mark(Independent)	1	0.0%
650501	Huang, Chih-Hsiung(KMT)	19	0.3%
650502	Su, Chiao-Hui(DPP)	31	0.5%
650517	Kuo, Po-Yu(New Power Party)	1	0.0%
650601	Lin, Kuo Chun(KMT)	20	0.3%
650602	Chang, Hung-Lu(DPP)	24	0.4%
650604	Kang, Hector(PFP)	1	0.0%
650606	Yao, Yu-Shism(Taiwan Labor Party)	0	
650614	Huang, Jun Min(Military, Civil, and Faculty Alliance Party)	0	
650615	Li, Jian-Ming(Trees Party)	0	
650618	Li, Gui Bao(Republican Party)	0	
650625	Yu, Hsin Yi(Faith And Hope League)	1	0.0%
650626	Chuang, Feng-Ming(Independent)	0	
650701	Chiang, Huei-Chen(KMT)	25	0.4%
650702	Lo, Chih-Cheng(DPP)	25	0.4%
650710	Wang, Chen.Hwa(National Health Service Alliance)	0	

**# cand: Candidate voting choice**

Value	Label	Cases	Percentage
650726	Lee, Wan-Yu(Independent)	1	0.0%
650801	Chang,Ching-Chung(KMT)	15	0.3%
650802	Chiang, Yung Chang(DPP)	26	0.4%
650808	Shao, Ba Xiang(Constitutional Conventions of Taiwan)	0	
650810	Lin, Ken(National Health Service Alliance)	0	
650814	Wu, Jin Kui(Military, Civil, and Faculty Alliance Party)	1	0.0%
650826	Tung, Cheng-Yi(Independent)	0	
650901	Lin, Te- Fu(KMT)	23	0.4%
650910	Tseng, Wen-Sheng(National Health Service Alliance)	0	
650913	Dong, Brya(The Motorists' Party of R.O.C.)	0	
650918	Chang, Ching Fang(Republican Party)	2	0.0%
650926	Lee, Hsin Chang(Independent)	7	0.1%
651001	Lu, Chia-Chen(KMT)	12	0.2%
651002	Wu, Chi-Ming(DPP)	24	0.4%
651019	Huang, Lu Guang(Free Taiwan Party)	1	0.0%
651101	Lo, Ming Tsai(KMT)	22	0.4%
651102	Chen, Yung-Fu(DPP)	3	0.1%
651124	Tseng, Poyu(Green Party Taiwan & Social Democratic Party All	3	0.1%
651201	Lee, Ching Hua(KMT)	15	0.3%
651216	Chung, Guo-Chih(Peace Pigeon Union Party)	0	
651217	Huang, Kuo-Chang(New Power Party)	11	0.2%
651225	Chen, Yung-Shun(Faith And Hope League)	0	
660101	Yen, Chiou-Yue(KMT)	8	0.1%
660102	Tsai, Chi-Chang(DPP)	30	0.5%
660107	Chen, Chun Yuan(Unionist Party)	0	
660108	Wang Shu-Fen(Constitutional Conventions of Taiwan)	0	
660126	Houng, Chin Tei(Independent)	0	
660201	Yen, Kuan-Heng(KMT)	20	0.3%
660202	Chen, Shih-Kai(DPP)	18	0.3%
660226	Chi, Kuo-Tung(Independent)	4	0.1%
660227	Chung, Wen-Long(Independent)	0	
660301	Yang, Chiung-Ying(KMT)	24	0.4%
660314	Huang, Hsin-Chi(Military, Civil, and Faculty Alliance Party)	0	
660317	Hung, Tzu-Yung(New Power Party)	35	0.6%
660401	Tsai, Chin-Lung(KMT)	11	0.2%
660402	Chang Liao, Wan-Chien(DPP)	17	0.3%
660418	Wu, Shu-Hui(Republican Party)	2	0.0%
660419	You, Shou Yuan(Free Taiwan Party)	0	
660425	Yeh, Chun-Hsin(Faith And Hope League)	2	0.0%
660426	Yen, Hui Li(Independent)	0	
660501	Lu, Shiow-Yen(KMT)	33	0.6%
660505	Liu, Kuo-Lung(TSU)	11	0.2%
660525	Chien, Meng-Hsuan(Faith And Hope League)	1	0.0%
660526	Miao, Feng-Lung(Independent)	2	0.0%
660601	Shen, Chih-Hwei(KMT)	14	0.2%

**# cand: Candidate voting choice**

Value	Label	Cases	Percentage
660602	Huang, Kuo-Shu(DPP)	26	0.4%
660626	Ho, Tzu Hua(Independent)	0	
660701	Lai, Yi-Huang(KMT)	15	0.3%
660702	Ho, Hsin-Chun(DPP)	27	0.5%
660714	Shih, Tatsai(Military, Civil, and Faculty Alliance Party)	1	0.0%
660801	Chiang, Chi-Chen(KMT)	26	0.4%
660802	Hsieh, Chih-Chung(DPP)	19	0.3%
660826	Wang, Cheng Chi(Independent)	0	
670101	Huang, Rui Kun(KMT)	11	0.2%
670102	Ye, Yi Jin(DPP)	31	0.5%
670107	Chen, Bo Zhi(Unionist Party)	0	
670126	Lin, De Wang(Independent)	3	0.1%
670201	Huang, Yao Sheng(KMT)	11	0.2%
670202	Huang, Wei Zhe(DPP)	51	0.9%
670207	Huang, Min Zhen(Unionist Party)	0	
670219	Huang, Xian Qing(Free Taiwan Party)	0	
670226	Wang, Guo Dong(Independent)	1	0.0%
670301	Xie, Long Jie(KMT)	8	0.1%
670302	Chen, Ting Fei(DPP)	49	0.8%
670307	Weng, Wan Ning(Unionist Party)	0	
670318	Deng, Xiu Bao(Republican Party)	0	
670401	Chen, Shu Hui(KMT)	9	0.2%
670402	Lin, Jun Xian(DPP)	40	0.7%
670407	Fu, Jian Feng(Unionist Party)	1	0.0%
670408	Chen, Huang Zhou(Constitutional Conventions of Taiwan)	0	
670417	Tsai, Yu Zhi(New Power Party)	3	0.1%
670424	Yang, Zhi Da(Green Party Taiwan & Social Democratic Party Al	2	0.0%
670501	Lin, Yi Huang(KMT)	8	0.1%
670502	Wang, Ding Yu(DPP)	42	0.7%
670506	Yan, Yang Qing(Taiwan Labor Party)	1	0.0%
670507	Li, Ying Shi(Unionist Party)	0	
680101	Chen, Ken Te(KMT)	11	0.2%
680102	Cheng, Yun Peng(DPP)	9	0.2%
680124	Wang, Pao Hsuan(Green Party Taiwan & Social Democratic Party	2	0.0%
680201	Liao, Cheng Ching(KMT)	19	0.3%
680202	Chen Lai, Su Mei(DPP)	22	0.4%
680215	Chen, Pei Yu(Trees Party)	1	0.0%
680217	Chang, Kang Yi(New Power Party)	0	
680220	Wu, Zhen Tuo(Taiwan Independence Party)	0	
680226	Huang, Wei Chun(Green Party Taiwan & Social Democratic Party	1	0.0%
680301	Chen, Shei Saint(KMT)	20	0.3%
680302	Hsu, Ching Wen(DPP)	17	0.3%
680318	Chen, Hung Jui(Republican Party)	2	0.0%
680319	Yu, Neng Sheng(Free Taiwan Party)	0	
680326	Lai, Li Chu(Independent)	0	

# cand: Candidate voting choice

Value	Label	Cases	Percentage
680401	Yang, Li Huan(KMT)	21	0.4%
680402	Cheng, Pao Ching(DPP)	15	0.3%
680501	Lu, Yu Ling(KMT)	20	0.3%
680502	Chang, Chao Liang(DPP)	14	0.2%
680510	Huang, Guo Hua(National Health Service Alliance)	0	
680518	Chang, Cheng(Republican Party)	3	0.1%
680526	Huang, Chih Hao(Independent)	0	
680527	Hsiao, Chia Liang(Independent)	0	
680601	Sun, Ta Chien(KMT)	29	0.5%
680620	Lan, Da Shan(Taiwan Independence Party)	0	
680623	Jun Jen Yuan(Taiwan Win Party)	0	
680624	Lu, Tung Chieh(Green Party Taiwan & Social Democratic Party)	1	0.0%
680626	Zhao, Zheng Yu(Independent)	13	0.2%
680627	Yang, Jin Xuan(Independent)	0	
690101	Sra-Kacaw(KMT)	3	0.1%
690102	Sufin-Siluko(KMT)	0	
690103	Lin, Tsung-Han(KMT)	0	
690104	Chen, Ying(DPP)	0	
690105	Lin, Hao-Yi(PFP)	0	
690107	Lin, Jin Ing(National Health Service Alliance)	0	
690108	Lin, Amos(Taiwan First Bations Party)	1	0.0%
690109	Takiyo-Kacaw(Military, Civil, and Faculty Alliance Party)	0	
690110	Rahic Amind(Republican Party)	0	
690115	Mayaw Biho(Independent)	0	
690116	Tamo, Ahsiung(Independent)	0	
690117	Galahe-Wubai-Hayawan(Independent)	0	
690118	Ke, Ren Yao(Independent)	0	
700101	Kung, Wen-Chi(KMT)	1	0.0%
700102	Uliw-Qal jupayare(KMT)	0	
700104	Walis-Perin(DPP)	0	
700106	Kao, Chin Su Mei(Non-Partisan Solidarity Union)	2	0.0%
700111	Yuming Suyan(China Production Party)	0	
700112	Quan, Cheng Wei(Taiwan Independence Party)	0	
700113	Yi Lan-Ming Ji Nu An(Faith And Hope League)	0	
700114	Lin, Xin Yi(Faith And Hope League)	1	0.0%
700115	Lin, Shi Wei(Independent)	0	
700116	Tseng, Hua-Te(Independent)	0	
999990	Not eligible to vote	2	0.0%
999991	Wouldn't pick up the ballot	2	0.0%
999992	Not yet decided	1717	29.4%
999993	Won't turnout to vote	742	12.7%
999994	Will cast invaild vote	147	2.5%
999995	Refuse to answer	332	5.7%
999996	It depends	0	
999998	Don't know	0	



<b># cand: Candidate voting choice</b>			
<i>Warning: these figures indicate the number of cases found in the data file. They cannot be interpreted as summary statistics of the population of interest.</i>			
<b># vt_dtc: Candidate voting choice(party)</b>			
<b>Information</b>		[Type= discrete] [Format=numeric] [Range= 1-999990] [Missing=*]	
<b>Statistics [NW/ W]</b>		[Valid=5841 /-] [Invalid=0 /-]	
<b>Value</b>	<b>Label</b>	<b>Cases</b>	<b>Percentage</b>
1	KMT	1126	19.3%
2	DPP	1416	24.2%
3	NP	11	0.2%
4	PFP	51	0.9%
5	TSU	12	0.2%
6	Taiwan Labor Party	1	0.0%
7	Unionist Party	2	0.0%
8	Constitutional Conventions of Taiwan	2	0.0%
9	Righteous Party	0	
10	National Health Service Alliance	1	0.0%
11	People's Democratic Front	1	0.0%
12	Labour Party	1	0.0%
13	The Motorists' Party of R.O.C.	0	
14	Military, Civil, and Faculty Alliance Party	3	0.1%
15	Trees Party	8	0.1%
16	Peace Pigeon Union Party	1	0.0%
17	New Power Party	85	1.5%
18	Republican Party	28	0.5%
19	Free Taiwan Party	5	0.1%
20	Taiwan Independence Party	1	0.0%
21	Social Welfare Party	0	
22	Pan-Pacific E.P. Union Party	1	0.0%
23	Taiwan Win Party	0	
24	Green Party Taiwan & Social Democratic Party Alliance	19	0.3%
25	Faith And Hope League	8	0.1%
26	Independent	113	1.9%
27	Taiwan First Bations Party	1	0.0%
28	China Production Party	0	
29	Non-Partisan Solidarity Union	2	0.0%
90	Not eligible to vote	0	
91	Wouldn't pick up the ballot	2	0.0%
92	Not yet decided	1717	29.4%
93	Won't turnout to vote	742	12.7%
94	Will cast invaild vote	147	2.5%
95	Refuse to answer	332	5.7%
96	It depends	0	
98	Don't know	0	
999990		2	0.0%

*Warning: these figures indicate the number of cases found in the data file. They cannot be interpreted as summary statistics of the population of interest.*

# wave: wave			
Information		[Type= discrete] [Format=numeric] [Range= 1-6] [Missing=*]	
Statistics [NW/ W]		[Valid=5841 /-] [Invalid=0 /-]	
Value	Label	Cases	Percentage
1	1st wave	980	16.8%
2	2nd wave	984	16.8%
3	3rd wave	995	17.0%
4	4th wave	946	16.2%
5	5th wave	980	16.8%
6	6th wave	956	16.4%
<i>Warning: these figures indicate the number of cases found in the data file. They cannot be interpreted as summary statistics of the population of interest.</i>			
# e_dist: voter's elector district			
Information		[Type= discrete] [Format=numeric] [Range= 201-7001] [Missing=*]	
Statistics [NW/ W]		[Valid=5841 /-] [Invalid=0 /-]	
Value	Label	Cases	Percentage
201	Yi Lan County single district	123	2.1%
401	Hsinchu County single district	92	1.6%
501	1st district, Miaoli County	78	1.3%
502	2nd district, Miaoli County	77	1.3%
701	1st district, Changhua County	146	2.5%
702	2nd district, Changhua County	91	1.6%
703	3rd district, Changhua County	110	1.9%
704	4th district, Changhua County	109	1.9%
801	1st district, Nantou County	69	1.2%
802	2nd district, Nantou County	95	1.6%
901	1st district, Yunlin County	111	1.9%
902	2nd district, Yunlin County	126	2.2%
1001	1st district, Chiayi County	67	1.1%
1002	2nd district, Chiayi County	69	1.2%
1301	1st district, Penghu County	81	1.4%
1302	2nd district, Penghu County	65	1.1%
1303	3rd district, Penghu County	76	1.3%
1401	Taitung County single district	31	0.5%
1501	Hualien County single district	76	1.3%
1601	Penghu County single district	16	0.3%
1701	Keelung City single district	100	1.7%
1801	Hsinchu City single district	70	1.2%
2001	Chiayi City single district	76	1.3%
2801	Kinmen County single district	15	0.3%
3001	Lienchiang County single district	1	0.0%
6301	1st district, Taipei City	91	1.6%
6302	2nd district, Taipei City	64	1.1%
6303	3rd district, Taipei City	56	1.0%
6304	4th district, Taipei City	102	1.7%
6305	5th district, Taipei City	69	1.2%
6306	6th district, Taipei City	50	0.9%

# e\_dist: voter's elector district

Value	Label	Cases	Percentage
6307	7th district, Taipei City	63	1.1%
6308	8th district, Taipei City	89	1.5%
6401	1st district, Kaohsiung City	61	1.0%
6402	2nd district, Kaohsiung City	94	1.6%
6403	3rd district, Kaohsiung City	97	1.7%
6404	4th district, Kaohsiung City	55	0.9%
6405	5th district, Kaohsiung City	46	0.8%
6406	6th district, Kaohsiung City	68	1.2%
6407	7th district, Kaohsiung City	71	1.2%
6408	8th district, Kaohsiung City	82	1.4%
6409	9th district, Kaohsiung City	71	1.2%
6501	1st district, New Taipei City	83	1.4%
6502	2nd district, New Taipei City	81	1.4%
6503	3rd district, New Taipei City	84	1.4%
6504	4th district, New Taipei City	101	1.7%
6505	5th district, New Taipei City	94	1.6%
6506	6th district, New Taipei City	97	1.7%
6507	7th district, New Taipei City	82	1.4%
6508	8th district, New Taipei City	82	1.4%
6509	9th district, New Taipei City	81	1.4%
6510	10th district, New Taipei City	86	1.5%
6511	11th district, New Taipei City	69	1.2%
6512	12th district, New Taipei City	47	0.8%
6601	1st district, Taichung City	75	1.3%
6602	2nd district, Taichung City	94	1.6%
6603	3rd district, Taichung City	90	1.5%
6604	4th district, Taichung City	68	1.2%
6605	5th district, Taichung City	80	1.4%
6606	6th district, Taichung City	64	1.1%
6607	7th district, Taichung City	83	1.4%
6608	8th district, Taichung City	75	1.3%
6701	1st district, Tainan City	101	1.7%
6702	2nd district, Tainan City	124	2.1%
6703	3rd district, Tainan City	104	1.8%
6704	4th district, Tainan City	99	1.7%
6705	5th district, Tainan City	114	2.0%
6801	1st district, Taoyuan City	61	1.0%
6802	2nd district, Taoyuan City	82	1.4%
6803	3rd district, Taoyuan City	78	1.3%
6804	4th district, Taoyuan City	68	1.2%
6805	5th district, Taoyuan City	75	1.3%
6806	6th district, Taoyuan City	101	1.7%
6901	Plain Aborigines district	9	0.2%
7001	Mountain Aborigines district	10	0.2%

Warning: these figures indicate the number of cases found in the data file. They cannot be interpreted as summary statistics of the population of interest.

# w1: 1st wave weight

<b>Information</b>	[Type= discrete] [Format=numeric] [Range= 0.328929143-3.173767436] [Missing=*]
<b>Statistics [NW/ W]</b>	[Valid=980 /-] [Invalid=4861 /-] [Mean=1 /-] [StdDev=0.483 /-]

Value	Label	Cases	Percentage
0.328929143		3	0.3%
0.334325734		3	0.3%
0.335316461		5	0.5%
0.340817846		5	0.5%
0.36198867		5	0.5%
0.367927654		4	0.4%
0.369017955		3	0.3%
0.375072266		1	0.1%
0.388751192		3	0.3%
0.395129258		1	0.1%
0.404190543		11	1.1%
0.410821914		4	0.4%
0.412039326		9	0.9%
0.418799469		11	1.1%
0.433231086		2	0.2%
0.434842329		2	0.2%
0.436671372		2	0.2%
0.440338913		3	0.3%
0.441643794		4	0.4%
0.448889644		5	0.5%
0.476773639		3	0.3%
0.477700316		3	0.3%
0.480559697		1	0.1%
0.485537729		3	0.3%
0.485649416		5	0.5%
0.486031879		3	0.3%
0.493617247		2	0.2%
0.494005985		3	0.3%
0.499957841		2	0.2%
0.508611015		1	0.1%
0.512022437		2	0.2%
0.516955566		2	0.2%
0.520422958		2	0.2%
0.532357535		4	0.4%
0.533292417		6	0.6%
0.534460354		5	0.5%
0.541091685		6	0.6%
0.542041905		10	1.0%
0.542695132		7	0.7%
0.543229004		2	0.2%
0.545388492		1	0.1%
0.551598886		4	0.4%
0.559729743		5	0.5%

# w1: 1st wave weight

Value	Label	Cases	Percentage
0.572728864		1	0.1%
0.574675485		6	0.6%
0.575137889		2	0.2%
0.579629184		1	0.1%
0.584103927		10	1.0%
0.585834835		9	0.9%
0.586891788		9	0.9%
0.592362382		1	0.1%
0.595446362		10	1.0%
0.596769564		6	0.6%
0.606560493		6	0.6%
0.624984945		8	0.8%
0.629176925		2	0.2%
0.632434125		6	0.6%
0.632943004		2	0.2%
0.63523879		5	0.5%
0.639646649		4	0.4%
0.642810186		1	0.1%
0.643327414		1	0.1%
0.644715062		7	0.7%
0.650141043		1	0.1%
0.65529261		6	0.6%
0.655313633		13	1.3%
0.65849221		1	0.1%
0.666065068		17	1.7%
0.669889267		6	0.6%
0.679191203		4	0.4%
0.680879838		2	0.2%
0.690334387		4	0.4%
0.70239703		5	0.5%
0.703935315		3	0.3%
0.706165451		5	0.5%
0.706733656		2	0.2%
0.713920941		3	0.3%
0.715484464		1	0.1%
0.717751189		3	0.3%
0.718328716		2	0.2%
0.719878141		11	1.1%
0.731688857		9	0.9%
0.736114739		13	1.3%
0.737217513		2	0.2%
0.748191841		9	0.9%
0.750409		8	0.8%
0.758340536		1	0.1%
0.759717501		2	0.2%

# w1: 1st wave weight

Value	Label	Cases	Percentage
0.762720622		14	1.4%
0.772992519		3	0.3%
0.775429812		3	0.3%
0.785674658		2	0.2%
0.786002493		6	0.6%
0.795140581		1	0.1%
0.798898081		4	0.4%
0.823164844		3	0.3%
0.834595132		2	0.2%
0.836670138		4	0.4%
0.839590786		2	0.2%
0.848287957		5	0.5%
0.848483086		5	0.5%
0.853365573		3	0.3%
0.859381989		1	0.1%
0.862403765		11	1.1%
0.863110622		7	0.7%
0.86999127		1	0.1%
0.870107347		1	0.1%
0.877271288		7	0.7%
0.884264824		8	0.8%
0.888599531		5	0.5%
0.903178382		7	0.7%
0.931720663		7	0.7%
0.933761178		4	0.4%
0.947006983		7	0.7%
0.949080976		3	0.3%
0.95285384		1	0.1%
0.969533394		2	0.2%
0.977232455		1	0.1%
0.977909587		1	0.1%
0.98544009		2	0.2%
0.9883603		3	0.3%
0.993053329		5	0.5%
0.993265466		2	0.2%
0.993953708		1	0.1%
1.004575881		3	0.3%
1.009345907		2	0.2%
1.012336958		6	0.6%
1.01457675		7	0.7%
1.025364674		10	1.0%
1.028945914		3	0.3%
1.030371227		1	0.1%
1.031222453		8	0.8%
1.034278332		10	1.0%

# w1: 1st wave weight

Value	Label	Cases	Percentage
1.042187369		3	0.3%
1.042622238		3	0.3%
1.047276062		1	0.1%
1.05124727		8	0.8%
1.059728071		5	0.5%
1.086841046		7	0.7%
1.09191762		4	0.4%
1.092861675		3	0.3%
1.104672356		6	0.6%
1.105903235		2	0.2%
1.10983222		4	0.4%
1.110791763		1	0.1%
1.114083434		4	0.4%
1.12404729		6	0.6%
1.127378242		3	0.3%
1.132361698		1	0.1%
1.138227101		6	0.6%
1.144905183		4	0.4%
1.145874628		1	0.1%
1.156901479		5	0.5%
1.162361868		1	0.1%
1.163689125		9	0.9%
1.1646612		3	0.3%
1.173659053		2	0.2%
1.192914747		1	0.1%
1.193461928		9	0.9%
1.199096919		7	0.7%
1.213042518		10	1.0%
1.217053733		5	0.5%
1.217318563		1	0.1%
1.21876996		6	0.6%
1.220271214		4	0.4%
1.237021383		12	1.2%
1.240291652		2	0.2%
1.240687118		8	0.8%
1.243967078		2	0.2%
1.255788314		1	0.1%
1.261042512		12	1.2%
1.262279152		1	0.1%
1.264376284		2	0.2%
1.286073626		2	0.2%
1.287108446		1	0.1%
1.291619453		1	0.1%
1.30703287		1	0.1%
1.307173656		6	0.6%

# w1: 1st wave weight

Value	Label	Cases	Percentage
1.311047277		2	0.2%
1.31281047		1	0.1%
1.318332444		2	0.2%
1.324904545		1	0.1%
1.332557037		4	0.4%
1.362243313		1	0.1%
1.369004036		1	0.1%
1.384593024		3	0.3%
1.385330652		2	0.2%
1.431473426		3	0.3%
1.438398209		3	0.3%
1.442200851		3	0.3%
1.450833464		1	0.1%
1.454958964		1	0.1%
1.465862389		1	0.1%
1.466199577		5	0.5%
1.490254851		3	0.3%
1.497977961		4	0.4%
1.499153767		1	0.1%
1.51997069		4	0.4%
1.522554609		10	1.0%
1.523749706		4	0.4%
1.535521777		2	0.2%
1.544908162		4	0.4%
1.56880265		6	0.6%
1.571903307		1	0.1%
1.594541286		6	0.6%
1.61003615		3	0.3%
1.615705193		2	0.2%
1.636451286		5	0.5%
1.640035196		1	0.1%
1.642213338		2	0.2%
1.644932046		5	0.5%
1.646554799		1	0.1%
1.659606399		2	0.2%
1.671919703		7	0.7%
1.689851745		2	0.2%
1.707332866		1	0.1%
1.710017428		1	0.1%
1.717576379		1	0.1%
1.771855298		2	0.2%
1.772577467		2	0.2%
1.792999564		1	0.1%
1.796926323		5	0.5%
1.800925328		2	0.2%



**# w1: 1st wave weight**

Value	Label	Cases	Percentage
1.801659345		1	0.1%
1.801676792		1	0.1%
1.806998304		3	0.3%
1.822416498		1	0.1%
1.826407681		5	0.5%
1.83123609		1	0.1%
1.836644909		2	0.2%
1.881885348		3	0.3%
1.886860421		1	0.1%
1.898831161		3	0.3%
1.912760591		9	0.9%
1.917817287		1	0.1%
1.929984427		4	0.4%
1.97320773		3	0.3%
1.978424228		2	0.2%
1.988608267		4	0.4%
2.005581258		8	0.8%
2.021234465		1	0.1%
2.066262874		1	0.1%
2.0851096		3	0.3%
2.094954551		1	0.1%
2.119319051		1	0.1%
2.129325524		2	0.2%
2.189011317		1	0.1%
2.22236676		1	0.1%
2.258828128		1	0.1%
2.26552184		2	0.2%
2.617132691		2	0.2%
2.660070805		1	0.1%
2.673367685		1	0.1%
2.740871233		2	0.2%
2.785839469		1	0.1%
2.873877683		2	0.2%
2.950313054		1	0.1%
2.998717508		1	0.1%
3.173767436		1	0.1%
Sysmiss		4861	

*Warning: these figures indicate the number of cases found in the data file. They cannot be interpreted as summary statistics of the population of interest.*

**# w2: 2nd wave weight**

<b>Information</b>	[Type= discrete] [Format=numeric] [Range= 0.429421078-3.015445449] [Missing=*]		
<b>Statistics [NW/ W]</b>	[Valid=984 /-] [Invalid=4857 /-] [Mean=1 /-] [StdDev=0.45 /-]		
Value	Label	Cases	Percentage
0.429421078		4	0.4%
0.437311003		2	0.2%

# w2: 2nd wave weight

Value	Label	Cases	Percentage
0.440740781		2	0.2%
0.443845134		3	0.3%
0.443861977		6	0.6%
0.452000078		2	0.2%
0.452017231		4	0.4%
0.455562348		3	0.3%
0.458771096		2	0.2%
0.467200281		4	0.4%
0.470864477		1	0.1%
0.48245021		10	1.0%
0.497140916		1	0.1%
0.49865549		2	0.2%
0.498674413		5	0.5%
0.501494923		3	0.3%
0.505238976		2	0.2%
0.513839649		1	0.1%
0.514521934		4	0.4%
0.515424656		10	1.0%
0.518339905		3	0.3%
0.518359576		4	0.4%
0.518557268		1	0.1%
0.52220972		1	0.1%
0.522229537		2	0.2%
0.529747977		7	0.7%
0.531804488		2	0.2%
0.531824669		3	0.3%
0.535771034		1	0.1%
0.539770986		3	0.3%
0.547541966		2	0.2%
0.547562745		1	0.1%
0.549688414		6	0.6%
0.553999555		2	0.2%
0.565885298		1	0.1%
0.565955125		6	0.6%
0.567630847		8	0.8%
0.582364938		4	0.4%
0.584893123		2	0.2%
0.584915319		3	0.3%
0.586697304		4	0.4%
0.586719569		2	0.2%
0.587477255		7	0.7%
0.590038063		1	0.1%
0.593064962		13	1.3%
0.5977163		10	1.0%
0.598271209		6	0.6%

# w2: 2nd wave weight

Value	Label	Cases	Percentage
0.601926307		3	0.3%
0.60194915		15	1.5%
0.602963379		1	0.1%
0.604562355		1	0.1%
0.606427208		2	0.2%
0.607233387		5	0.5%
0.609857169		1	0.1%
0.609880312		2	0.2%
0.61298574		4	0.4%
0.613009002		11	1.1%
0.617793314		2	0.2%
0.617816759		4	0.4%
0.618390329		5	0.5%
0.622168343		5	0.5%
0.623240291		4	0.4%
0.623279431		2	0.2%
0.63036591		4	0.4%
0.633599691		6	0.6%
0.636637297		1	0.1%
0.638568938		2	0.2%
0.644239547		2	0.2%
0.652269069		1	0.1%
0.65428108		12	1.2%
0.657995042		1	0.1%
0.660024716		9	0.9%
0.665879255		1	0.1%
0.669970166		1	0.1%
0.674178486		2	0.2%
0.67420407		3	0.3%
0.676258079		4	0.4%
0.676283743		6	0.6%
0.680108813		9	0.9%
0.6801226		2	0.2%
0.682220529		7	0.7%
0.686079178		5	0.5%
0.691201298		10	1.0%
0.692381576		1	0.1%
0.696850273		3	0.3%
0.698999801		3	0.3%
0.702953353		5	0.5%
0.70298003		5	0.5%
0.703901016		3	0.3%
0.704550157		1	0.1%
0.709151171		2	0.2%
0.709421628		2	0.2%

# w2: 2nd wave weight

Value	Label	Cases	Percentage
0.714445542		6	0.6%
0.71566551		1	0.1%
0.718424557		7	0.7%
0.724731279		4	0.4%
0.726592804		7	0.7%
0.727572335		3	0.3%
0.728243306		1	0.1%
0.733278599		1	0.1%
0.742556106		1	0.1%
0.742584285		10	1.0%
0.749103094		9	0.9%
0.749470312		1	0.1%
0.760260295		1	0.1%
0.767527348		3	0.3%
0.774169593		3	0.3%
0.776557623		5	0.5%
0.785826907		1	0.1%
0.796714862		10	1.0%
0.800203958		1	0.1%
0.802672294		7	0.7%
0.807212219		2	0.2%
0.811353223		5	0.5%
0.812122258		1	0.1%
0.81771657		2	0.2%
0.823507396		13	1.3%
0.82958891		11	1.1%
0.834357766		5	0.5%
0.838638027		2	0.2%
0.844831279		6	0.6%
0.845215366		7	0.7%
0.85145719		4	0.4%
0.852688673		2	0.2%
0.857486957		8	0.8%
0.873241908		8	0.8%
0.880090641		5	0.5%
0.881363537		3	0.3%
0.89234847		4	0.4%
0.895101038		12	1.2%
0.899986048		1	0.1%
0.906900822		1	0.1%
0.922357044		2	0.2%
0.925202177		2	0.2%
0.929168551		1	0.1%
0.930435134		8	0.8%
0.932034696		12	1.2%

# w2: 2nd wave weight

Value	Label	Cases	Percentage
0.960415339		2	0.2%
0.961724515		3	0.3%
0.963377868		10	1.0%
0.963872555		1	0.1%
0.968826747		11	1.1%
0.976059799		4	0.4%
0.982853679		7	0.7%
0.993993337		2	0.2%
1.00140719		6	0.6%
1.001789108		3	0.3%
1.008883482		4	0.4%
1.015905831		7	0.7%
1.023408186		2	0.2%
1.057824136		8	0.8%
1.05836732		1	0.1%
1.096593249		9	0.9%
1.102904399		1	0.1%
1.110252412		1	0.1%
1.125057709		10	1.0%
1.133470322		5	0.5%
1.139881246		2	0.2%
1.145728844		3	0.3%
1.154714659		3	0.3%
1.162892006		9	0.9%
1.17821404		4	0.4%
1.184258286		1	0.1%
1.193546283		2	0.2%
1.204099497		2	0.2%
1.224112583		3	0.3%
1.229905256		1	0.1%
1.246603693		2	0.2%
1.256380658		1	0.1%
1.260103925		1	0.1%
1.263990884		1	0.1%
1.265229959		1	0.1%
1.265277973		6	0.6%
1.288476535		3	0.3%
1.288525431		2	0.2%
1.298581903		1	0.1%
1.298631183		3	0.3%
1.306497332		3	0.3%
1.307778075		2	0.2%
1.313886899		3	0.3%
1.318296048		9	0.9%
1.331806405		1	0.1%

# w2: 2nd wave weight

Value	Label	Cases	Percentage
1.342251604		1	0.1%
1.342517629		8	0.8%
1.353046835		3	0.3%
1.358071288		3	0.3%
1.362628711		4	0.4%
1.371048843		1	0.1%
1.375278027		3	0.3%
1.387664834		6	0.6%
1.387908222		3	0.3%
1.398548124		6	0.6%
1.42147298		4	0.4%
1.421526923		2	0.2%
1.429567099		4	0.4%
1.434581857		4	0.4%
1.469275356		1	0.1%
1.476537613		1	0.1%
1.477585597		2	0.2%
1.47764167		1	0.1%
1.480848427		2	0.2%
1.481092191		15	1.5%
1.502974686		8	0.8%
1.503031722		1	0.1%
1.510105575		3	0.3%
1.526191744		1	0.1%
1.527274971		3	0.3%
1.530589441		10	1.0%
1.530647526		2	0.2%
1.530899487		12	1.2%
1.539558276		5	0.5%
1.542593672		2	0.2%
1.553517863		8	0.8%
1.560888556		2	0.2%
1.582061269		7	0.7%
1.591331714		6	0.6%
1.594469187		4	0.4%
1.613318081		5	0.5%
1.626293398		3	0.3%
1.632668715		1	0.1%
1.633701483		3	0.3%
1.680983631		5	0.5%
1.683384138		5	0.5%
1.688576761		5	0.5%
1.698191817		2	0.2%
1.730986363		1	0.1%
1.739994261		1	0.1%

**# w2: 2nd wave weight**

Value	Label	Cases	Percentage
1.745361506		4	0.4%
1.755233295		8	0.8%
1.755299904		3	0.3%
1.762790468		2	0.2%
1.776615823		1	0.1%
1.787824203		2	0.2%
1.793863983		2	0.2%
1.801192649		1	0.1%
1.814259617		7	0.7%
1.820672612		3	0.3%
1.834951931		2	0.2%
1.847946516		5	0.5%
1.854119045		2	0.2%
1.854189407		1	0.1%
1.875688111		1	0.1%
1.881473921		2	0.2%
1.896659091		2	0.2%
1.913429156		1	0.1%
1.916470772		2	0.2%
1.944745559		2	0.2%
1.955745067		1	0.1%
2.021514351		1	0.1%
2.065927182		2	0.2%
2.076149101		3	0.3%
2.087891829		1	0.1%
2.158105045		1	0.1%
2.235014795		1	0.1%
2.24008707		1	0.1%
2.27968765		1	0.1%
2.401369708		1	0.1%
2.427173498		1	0.1%
2.444362021		1	0.1%
2.489273263		1	0.1%
2.656868648		1	0.1%
2.917338953		3	0.3%
3.015445449		1	0.1%
Sysmiss		4857	

*Warning: these figures indicate the number of cases found in the data file. They cannot be interpreted as summary statistics of the population of interest.*

**# w3: 3rd wave weight**

<b>Information</b>	[Type= continuous] [Format=numeric] [Range= 0.407384189-3.34492875] [Missing=*]
<b>Statistics [NW/ W]</b>	[Valid=995 /-] [Invalid=4846 /-] [Mean=1 /-] [StdDev=0.414 /-]

**# w4: 4th wave weight**

<b>Information</b>	[Type= discrete] [Format=numeric] [Range= 0.334513784-3.636424925] [Missing=*]
<b>Statistics [NW/ W]</b>	[Valid=946 /-] [Invalid=4895 /-] [Mean=1 /-] [StdDev=0.44 /-]

# w4: 4th wave weight

Value	Label	Cases	Percentage
0.334513784		2	0.2%
0.369222077		7	0.7%
0.370008309		5	0.5%
0.397105438		3	0.3%
0.397951045		2	0.2%
0.402814444		9	1.0%
0.408399424		2	0.2%
0.433234673		5	0.5%
0.439241427		2	0.2%
0.444609439		6	0.6%
0.466073721		2	0.2%
0.478185994		5	0.5%
0.488983993		2	0.2%
0.492243531		4	0.4%
0.49616736		2	0.2%
0.501822482		2	0.2%
0.502891076		4	0.4%
0.503638547		2	0.2%
0.504711009		2	0.2%
0.514432337		2	0.2%
0.515527783		6	0.6%
0.521110109		1	0.1%
0.533637528		6	0.6%
0.53971972		1	0.1%
0.540869014		1	0.1%
0.543317459		7	0.7%
0.544474414		8	0.8%
0.547479027		5	0.5%
0.547648415		9	1.0%
0.548814592		12	1.3%
0.549460322		4	0.4%
0.555069767		8	0.8%
0.557078531		1	0.1%
0.561236146		5	0.5%
0.569017626		1	0.1%
0.588824212		2	0.2%
0.589006392		8	0.8%
0.590260638		5	0.5%
0.592749279		16	1.7%
0.597474271		15	1.6%
0.600964927		2	0.2%
0.600967686		11	1.2%
0.602244638		1	0.1%
0.60428405		4	0.4%
0.605758189		12	1.3%



# w4: 4th wave weight

Value	Label	Cases	Percentage
0.606470918		1	0.1%
0.606743016		1	0.1%
0.608035031		8	0.8%
0.619468571		1	0.1%
0.633456896		1	0.1%
0.642595057		13	1.4%
0.649919105		1	0.1%
0.65150457		3	0.3%
0.654251427		6	0.6%
0.655641598		1	0.1%
0.659466672		5	0.5%
0.661945386		2	0.2%
0.669025189		3	0.3%
0.671123189		5	0.5%
0.67243398		2	0.2%
0.691303554		4	0.4%
0.691774438		6	0.6%
0.699182762		3	0.3%
0.70067162		2	0.2%
0.709269076		10	1.1%
0.715851972		1	0.1%
0.723669292		1	0.1%
0.730119908		9	1.0%
0.730627144		6	0.6%
0.73844153		2	0.2%
0.740013987		5	0.5%
0.744016699		8	0.8%
0.746790506		5	0.5%
0.747021559		1	0.1%
0.74712556		1	0.1%
0.748612287		5	0.5%
0.762795436		4	0.4%
0.763031441		1	0.1%
0.763551183		12	1.3%
0.76465626		8	0.8%
0.769216025		1	0.1%
0.773371514		4	0.4%
0.79278712		1	0.1%
0.793096763		1	0.1%
0.805626024		6	0.6%
0.805875281		3	0.3%
0.807587627		1	0.1%
0.807591333		6	0.6%
0.813602093		1	0.1%
0.814986677		10	1.1%

# w4: 4th wave weight

Value	Label	Cases	Percentage
0.816795944		1	0.1%
0.818531495		1	0.1%
0.821213967		7	0.7%
0.824275577		2	0.2%
0.824645395		1	0.1%
0.826286382		3	0.3%
0.826401417		3	0.3%
0.832453161		6	0.6%
0.841941137		7	0.7%
0.843995036		7	0.7%
0.849796705		1	0.1%
0.879194996		6	0.6%
0.889215718		5	0.5%
0.891105148		2	0.2%
0.891380851		1	0.1%
0.891384942		5	0.5%
0.893278982		2	0.2%
0.899547608		4	0.4%
0.899672843		3	0.3%
0.899951198		4	0.4%
0.901867578		6	0.6%
0.903460227		1	0.1%
0.912146713		3	0.3%
0.940214539		6	0.6%
0.94361712		2	0.2%
0.963840362		13	1.4%
0.970418018		6	0.6%
0.972479989		2	0.2%
0.974583501		1	0.1%
0.981830078		5	0.5%
0.983563937		2	0.2%
0.985963322		2	0.2%
0.987589469		1	0.1%
0.993020594		4	0.4%
0.995443049		2	0.2%
1.011218801		3	0.3%
1.017959524		16	1.7%
1.025355159		14	1.5%
1.026074001		8	0.8%
1.037768793		1	0.1%
1.041524416		2	0.2%
1.048183279		3	0.3%
1.051423724		8	0.8%
1.063845971		7	0.7%
1.073382023		5	0.5%

# w4: 4th wave weight

Value	Label	Cases	Percentage
1.07570379		4	0.4%
1.077994422		9	1.0%
1.083702253		9	1.0%
1.084686944		1	0.1%
1.102789173		7	0.7%
1.103562302		4	0.4%
1.116140275		1	0.1%
1.123580399		12	1.3%
1.130826415		6	0.6%
1.131743385		9	1.0%
1.132536813		8	0.8%
1.134153349		3	0.3%
1.136793639		4	0.4%
1.159403712		4	0.4%
1.160516757		7	0.7%
1.173572899		2	0.2%
1.189844364		3	0.3%
1.217211754		6	0.6%
1.218065101		3	0.3%
1.219803717		2	0.2%
1.242795351		2	0.2%
1.248158069		9	1.0%
1.251830197		1	0.1%
1.254744437		8	0.8%
1.279700473		5	0.5%
1.282502629		1	0.1%
1.295339818		2	0.2%
1.324260797		1	0.1%
1.326474129		1	0.1%
1.327955465		1	0.1%
1.32938372		1	0.1%
1.346367428		2	0.2%
1.357874565		4	0.4%
1.383543959		5	0.5%
1.398638961		2	0.2%
1.399619501		3	0.3%
1.406093141		1	0.1%
1.415571818		2	0.2%
1.428614058		6	0.6%
1.429026308		2	0.2%
1.429615612		5	0.5%
1.434118554		4	0.4%
1.43419787		2	0.2%
1.445909813		5	0.5%
1.464935052		3	0.3%

# w4: 4th wave weight

Value	Label	Cases	Percentage
1.465740725		1	0.1%
1.467317171		1	0.1%
1.470441716		2	0.2%
1.479344617		2	0.2%
1.498764153		6	0.6%
1.501955662		2	0.2%
1.508830034		11	1.2%
1.527096938		1	0.1%
1.543758159		4	0.4%
1.54505551		3	0.3%
1.547045479		1	0.1%
1.547190434		8	0.8%
1.576843395		6	0.6%
1.577948868		3	0.3%
1.580201167		2	0.2%
1.582919023		2	0.2%
1.583006569		2	0.2%
1.586289733		3	0.3%
1.60081584		3	0.3%
1.601534059		1	0.1%
1.616932962		8	0.8%
1.623010984		1	0.1%
1.632837627		1	0.1%
1.657794736		2	0.2%
1.665382376		3	0.3%
1.666549921		2	0.2%
1.668921026		4	0.4%
1.668928686		1	0.1%
1.670091052		1	0.1%
1.677297571		1	0.1%
1.684967177		4	0.4%
1.686148452		2	0.2%
1.705366514		2	0.2%
1.707722953		11	1.2%
1.71135157		1	0.1%
1.721335752		4	0.4%
1.727805676		5	0.5%
1.750879095		3	0.3%
1.767705133		2	0.2%
1.771469332		1	0.1%
1.804780186		2	0.2%
1.846006583		2	0.2%
1.851329673		6	0.6%
1.859795057		7	0.7%
1.861098899		3	0.3%

# w4: 4th wave weight

Value	Label	Cases	Percentage
1.906117706		3	0.3%
1.90707837		5	0.5%
1.955272455		1	0.1%
2.017904724		1	0.1%
2.12727309		3	0.3%
2.128633243		1	0.1%
2.162361659		1	0.1%
2.294869241		3	0.3%
2.3479935		1	0.1%
2.392551883		1	0.1%
2.398314801		1	0.1%
2.538361142		1	0.1%
2.638908043		1	0.1%
3.311972118		1	0.1%
3.636424925		1	0.1%
Sysmiss		4895	

Warning: these figures indicate the number of cases found in the data file. They cannot be interpreted as summary statistics of the population of interest.

# w5: 5th wave weight

**Information** [Type= discrete] [Format=numeric] [Range= 0.319041565-4.268375505] [Missing=\*]

**Statistics [NW/ W]** [Valid=980 /-] [Invalid=4861 /-] [Mean=1 /-] [StdDev=0.505 /-]

Value	Label	Cases	Percentage
0.319041565		9	0.9%
0.326004476		4	0.4%
0.331099189		4	0.4%
0.338325251		1	0.1%
0.360150406		2	0.2%
0.366686455		4	0.4%
0.37468919		5	0.5%
0.379651697		4	0.4%
0.380544735		5	0.5%
0.387544823		4	0.4%
0.387937391		1	0.1%
0.38884992		2	0.2%
0.392317803		3	0.3%
0.396002781		3	0.3%
0.400879928		2	0.2%
0.407144775		5	0.5%
0.411743592		4	0.4%
0.41393439		1	0.1%
0.416030491		1	0.1%
0.420729675		7	0.7%
0.422968286		1	0.1%
0.436347956		6	0.6%
0.44163634		1	0.1%

# w5: 5th wave weight

Value	Label	Cases	Percentage
0.445419823		3	0.3%
0.445871016		4	0.4%
0.450905588		6	0.6%
0.452533728		1	0.1%
0.455140871		1	0.1%
0.46074636		2	0.2%
0.466848636		3	0.3%
0.467946784		7	0.7%
0.473232377		7	0.7%
0.476554625		2	0.2%
0.477037357		1	0.1%
0.478159471		3	0.3%
0.483560419		7	0.7%
0.486955174		1	0.1%
0.506311274		4	0.4%
0.509005246		1	0.1%
0.509456816		5	0.5%
0.517361246		1	0.1%
0.520575437		8	0.8%
0.528710855		5	0.5%
0.536566674		5	0.5%
0.536627802		2	0.2%
0.540249685		5	0.5%
0.540783464		1	0.1%
0.54170989		4	0.4%
0.547722132		3	0.3%
0.548276953		3	0.3%
0.553532418		2	0.2%
0.562182878		10	1.0%
0.57028147		2	0.2%
0.574452217		4	0.4%
0.575100862		4	0.4%
0.581922566		7	0.7%
0.582727556		1	0.1%
0.587652129		2	0.2%
0.594622713		5	0.5%
0.60624121		7	0.7%
0.618845232		11	1.1%
0.619472099		7	0.7%
0.620084152		1	0.1%
0.622607525		15	1.5%
0.626466895		5	0.5%
0.632351197		5	0.5%
0.6361956		11	1.1%
0.640139198		6	0.6%

# w5: 5th wave weight

Value	Label	Cases	Percentage
0.644621584		6	0.6%
0.646137899		4	0.4%
0.650143127		7	0.7%
0.655445915		6	0.6%
0.657486679		11	1.1%
0.658023551		3	0.3%
0.658690103		2	0.2%
0.659878408		1	0.1%
0.660239512		12	1.2%
0.664332151		8	0.8%
0.66975067		3	0.3%
0.671835973		10	1.0%
0.672384561		2	0.2%
0.677760813		1	0.1%
0.697464226		1	0.1%
0.699111339		5	0.5%
0.702831159		2	0.2%
0.714369069		7	0.7%
0.716566177		1	0.1%
0.718170071		2	0.2%
0.7408878		4	0.4%
0.745480356		2	0.2%
0.756291184		5	0.5%
0.757057278		7	0.7%
0.760979221		7	0.7%
0.761750064		4	0.4%
0.772796833		4	0.4%
0.777587184		3	0.3%
0.803514923		9	0.9%
0.805986207		3	0.3%
0.808495687		3	0.3%
0.821051205		10	1.0%
0.826140671		9	0.9%
0.865021445		10	1.0%
0.868601513		7	0.7%
0.883900073		11	1.1%
0.887558274		9	0.9%
0.897713433		3	0.3%
0.901428804		8	0.8%
0.91064555		2	0.2%
0.917305547		10	1.0%
0.921102003		10	1.0%
0.9305199		1	0.1%
0.968297382		1	0.1%
0.976480366		1	0.1%

# w5: 5th wave weight

Value	Label	Cases	Percentage
0.98052173		2	0.2%
0.98352658		5	0.5%
0.989429952		3	0.3%
1.020697265		4	0.4%
1.020704989		1	0.1%
1.028559234		1	0.1%
1.029354464		4	0.4%
1.033614658		9	0.9%
1.042973434		3	0.3%
1.050755197		3	0.3%
1.051819572		4	0.4%
1.055103962		3	0.3%
1.056172742		12	1.2%
1.068098562		2	0.2%
1.073687365		8	0.8%
1.078131039		5	0.5%
1.091409239		2	0.2%
1.106795382		1	0.1%
1.108465498		1	0.1%
1.110255012		1	0.1%
1.112900553		3	0.3%
1.116365626		4	0.4%
1.119799112		1	0.1%
1.120985933		11	1.1%
1.130404043		2	0.2%
1.132657162		4	0.4%
1.13718901		3	0.3%
1.139853699		6	0.6%
1.140729706		5	0.5%
1.144238126		5	0.5%
1.145450849		14	1.4%
1.155074504		2	0.2%
1.164730393		14	1.4%
1.17037269		5	0.5%
1.173125707		2	0.2%
1.175905029		1	0.1%
1.182932496		3	0.3%
1.185296105		8	0.8%
1.194705254		5	0.5%
1.195915445		2	0.2%
1.198728545		4	0.4%
1.205724183		2	0.2%
1.208749363		4	0.4%
1.211164556		9	0.9%
1.220779055		2	0.2%



# w5: 5th wave weight

Value	Label	Cases	Percentage
1.23009232		9	0.9%
1.256938424		9	0.9%
1.2693041		2	0.2%
1.27101129		4	0.4%
1.276057791		3	0.3%
1.29700598		6	0.6%
1.297436175		2	0.2%
1.298750429		1	0.1%
1.314807127		3	0.3%
1.325752022		3	0.3%
1.345153296		1	0.1%
1.356398156		4	0.4%
1.362305338		1	0.1%
1.367224381		2	0.2%
1.373119626		1	0.1%
1.374510544		5	0.5%
1.384598272		7	0.7%
1.386000817		4	0.4%
1.39203692		3	0.3%
1.403087224		2	0.2%
1.408533587		5	0.5%
1.410473514		7	0.7%
1.41379131		2	0.2%
1.414816385		6	0.6%
1.427567957		1	0.1%
1.439797881		6	0.6%
1.441256341		11	1.1%
1.444646546		1	0.1%
1.458858881		3	0.3%
1.471054268		9	0.9%
1.471220696		7	0.7%
1.4748236		7	0.7%
1.490697692		2	0.2%
1.503159237		10	1.0%
1.507010833		6	0.6%
1.529700607		5	0.5%
1.530562006		2	0.2%
1.537839811		2	0.2%
1.546211386		1	0.1%
1.552610697		6	0.6%
1.563085501		7	0.7%
1.563965699		2	0.2%
1.570529906		1	0.1%
1.579956619		2	0.2%
1.582255096		1	0.1%

# w5: 5th wave weight

Value	Label	Cases	Percentage
1.586495592		2	0.2%
1.604805877		2	0.2%
1.621110192		2	0.2%
1.628675858		1	0.1%
1.629885366		2	0.2%
1.654813788		2	0.2%
1.656490051		1	0.1%
1.66485617		1	0.1%
1.665456738		1	0.1%
1.667930459		1	0.1%
1.716812443		1	0.1%
1.755004186		4	0.4%
1.758037336		1	0.1%
1.758142368		1	0.1%
1.772894334		1	0.1%
1.776274219		1	0.1%
1.791491497		5	0.5%
1.793306209		4	0.4%
1.796405556		1	0.1%
1.796512881		2	0.2%
1.8115868		1	0.1%
1.830589836		3	0.3%
1.848399059		1	0.1%
1.892722596		1	0.1%
1.903354399		1	0.1%
1.935390523		3	0.3%
1.94938302		2	0.2%
1.950875787		1	0.1%
1.977629381		2	0.2%
1.993667636		2	0.2%
2.008535258		1	0.1%
2.020578347		1	0.1%
2.03746945		2	0.2%
2.064676384		2	0.2%
2.07110486		2	0.2%
2.081936126		2	0.2%
2.118696993		2	0.2%
2.164936417		1	0.1%
2.232449003		1	0.1%
2.252293819		1	0.1%
2.303067613		2	0.2%
2.402257612		1	0.1%
2.497745537		4	0.4%
2.552257491		2	0.2%
2.693756695		1	0.1%

# w5: 5th wave weight

Value	Label	Cases	Percentage
3.455723582		1	0.1%
3.459478236		2	0.2%
3.513888256		1	0.1%
3.966656447		1	0.1%
4.268375505		2	0.2%
Sysmiss		4861	

*Warning: these figures indicate the number of cases found in the data file. They cannot be interpreted as summary statistics of the population of interest.*

# w6: 6th wave weight

<b>Information</b>	[Type= discrete] [Format=numeric] [Range= 0.3430678-3.023731188] [Missing=*]
--------------------	--

<b>Statistics [NW/ W]</b>	[Valid=956 /-] [Invalid=4885 /-] [Mean=1 /-] [StdDev=0.455 /-]
---------------------------	--

Value	Label	Cases	Percentage
0.3430678		4	0.4%
0.37000405		2	0.2%
0.380382275		2	0.2%
0.387539928		2	0.2%
0.398410016		3	0.3%
0.406599983		4	0.4%
0.425870279		5	0.5%
0.426393373		3	0.3%
0.446601753		6	0.6%
0.448552928		1	0.1%
0.450056196		6	0.6%
0.455551006		2	0.2%
0.459307834		5	0.5%
0.461668166		2	0.2%
0.469811532		2	0.2%
0.472190937		4	0.4%
0.477141275		1	0.1%
0.481076154		2	0.2%
0.488267231		1	0.1%
0.489385243		3	0.3%
0.494569835		8	0.8%
0.495177311		2	0.2%
0.511408045		7	0.7%
0.512579044		6	0.6%
0.514604414		1	0.1%
0.51864562		9	0.9%
0.521338525		3	0.3%
0.529307225		7	0.7%
0.533401392		7	0.7%
0.538993445		1	0.1%
0.546046711		8	0.8%
0.551561668		2	0.2%
0.552824608		5	0.5%

# w6: 6th wave weight

Value	Label	Cases	Percentage
0.554393077		4	0.4%
0.556815186		2	0.2%
0.558681282		4	0.4%
0.565502313		3	0.3%
0.568330758		3	0.3%
0.573799834		1	0.1%
0.577702242		2	0.2%
0.579025038		7	0.7%
0.583204744		2	0.2%
0.58392109		1	0.1%
0.588920018		2	0.2%
0.592303586		4	0.4%
0.593031109		1	0.1%
0.595266082		4	0.4%
0.600994358		3	0.3%
0.606114892		3	0.3%
0.611595299		1	0.1%
0.614692782		7	0.7%
0.616831144		6	0.6%
0.621137075		10	1.0%
0.628995544		3	0.3%
0.634840947		2	0.2%
0.635620718		6	0.6%
0.637076134		7	0.7%
0.63862519		1	0.1%
0.638808789		4	0.4%
0.642003888		5	0.5%
0.643825376		12	1.3%
0.644701234		1	0.1%
0.647168238		5	0.5%
0.647386743		2	0.2%
0.65856833		4	0.4%
0.658805999		2	0.2%
0.665745165		5	0.5%
0.667269558		9	0.9%
0.669084331		2	0.2%
0.670184818		6	0.6%
0.672430858		2	0.2%
0.677839966		8	0.8%
0.678672552		3	0.3%
0.680640675		8	0.8%
0.684686006		5	0.5%
0.696344925		1	0.1%
0.701947387		1	0.1%
0.710837387		10	1.0%

# w6: 6th wave weight

Value	Label	Cases	Percentage
0.712291553		2	0.2%
0.712898787		8	0.8%
0.717135841		5	0.5%
0.724855665		4	0.4%
0.729522125		4	0.4%
0.731061128		3	0.3%
0.736164467		6	0.6%
0.739846506		9	0.9%
0.746049719		1	0.1%
0.757061363		2	0.2%
0.759209291		1	0.1%
0.764096912		6	0.6%
0.765708854		3	0.3%
0.768872621		3	0.3%
0.77105406		9	0.9%
0.774910603		6	0.6%
0.778934085		15	1.6%
0.78903346		7	0.7%
0.792941338		3	0.3%
0.80048341		15	1.6%
0.805312375		9	0.9%
0.81585069		8	0.8%
0.824090609		5	0.5%
0.826428712		2	0.2%
0.838421318		8	0.8%
0.839264721		1	0.1%
0.842476239		6	0.6%
0.849696813		1	0.1%
0.857316748		2	0.2%
0.862595388		3	0.3%
0.86289422		1	0.1%
0.863147351		3	0.3%
0.872438959		8	0.8%
0.879907878		3	0.3%
0.882404344		7	0.7%
0.886050276		7	0.7%
0.903477016		1	0.1%
0.904250657		2	0.2%
0.91378711		6	0.6%
0.921610009		4	0.4%
0.924942778		20	2.1%
0.928043518		2	0.2%
0.929613938		14	1.5%
0.947106483		2	0.2%
0.949683591		3	0.3%

# w6: 6th wave weight

Value	Label	Cases	Percentage
0.952981719		1	0.1%
0.968779282		9	0.9%
0.973671826		8	0.8%
0.994692654		5	0.5%
0.999901549		1	0.1%
1.001745553		6	0.6%
1.014007517		8	0.8%
1.042060182		6	0.6%
1.049222028		3	0.3%
1.050120469		2	0.2%
1.062065133		7	0.7%
1.070790495		1	0.1%
1.074150555		8	0.8%
1.07721479		2	0.2%
1.091447318		1	0.1%
1.096215784		3	0.3%
1.099889613		5	0.5%
1.103008617		1	0.1%
1.113318344		6	0.6%
1.121539269		2	0.2%
1.125058574		8	0.8%
1.148169557		3	0.3%
1.148185985		4	0.4%
1.160799211		2	0.2%
1.166082672		4	0.4%
1.18127455		1	0.1%
1.183317866		7	0.7%
1.189612245		1	0.1%
1.193273329		4	0.4%
1.199704151		2	0.2%
1.202602821		2	0.2%
1.210160833		1	0.1%
1.216854927		1	0.1%
1.238319033		1	0.1%
1.239399733		1	0.1%
1.243525796		2	0.2%
1.244700426		1	0.1%
1.249827023		8	0.8%
1.256562625		2	0.2%
1.257638611		3	0.3%
1.266655699		5	0.5%
1.267514889		10	1.0%
1.274096065		16	1.7%
1.274526241		1	0.1%
1.28586309		2	0.2%

# w6: 6th wave weight

Value	Label	Cases	Percentage
1.286417369		8	0.8%
1.288807401		2	0.2%
1.302461143		6	0.6%
1.303691443		2	0.2%
1.317242817		1	0.1%
1.326687258		2	0.2%
1.334480251		13	1.4%
1.34680496		1	0.1%
1.347385508		3	0.3%
1.347958219		1	0.1%
1.349888813		2	0.2%
1.372957112		3	0.3%
1.374205596		3	0.3%
1.378803777		10	1.0%
1.396601517		1	0.1%
1.40230594		1	0.1%
1.41184301		2	0.2%
1.427041217		2	0.2%
1.438026693		3	0.3%
1.439258065		2	0.2%
1.439334348		5	0.5%
1.440968476		2	0.2%
1.444150454		5	0.5%
1.466385721		1	0.1%
1.468766473		1	0.1%
1.472192853		13	1.4%
1.489263471		1	0.1%
1.494674047		1	0.1%
1.496712248		2	0.2%
1.496728813		1	0.1%
1.509261371		2	0.2%
1.517993135		2	0.2%
1.540429715		1	0.1%
1.541965588		3	0.3%
1.553389624		1	0.1%
1.559845247		3	0.3%
1.567647049		2	0.2%
1.572374373		1	0.1%
1.592397158		2	0.2%
1.59621764		5	0.5%
1.5969057		1	0.1%
1.60958925		1	0.1%
1.613436451		5	0.5%
1.620485454		3	0.3%
1.627010578		3	0.3%

# w6: 6th wave weight











Value	Label	Cases	Percentage
1.645767383		4	0.4%
1.65860374		1	0.1%
1.671868375		2	0.2%
1.704332582		5	0.5%
1.711590392		3	0.3%
1.723766466		6	0.6%
1.738174645		2	0.2%
1.763961167		3	0.3%
1.785107289		3	0.3%
1.788925187		3	0.3%
1.792483022		2	0.2%
1.830550162		1	0.1%
1.847561895		5	0.5%
1.873709055		6	0.6%
1.877435508		1	0.1%
1.878388227		1	0.1%
1.883437706		5	0.5%
1.917306793		3	0.3%
1.972700875		6	0.6%
1.982209017		1	0.1%
1.992624736		1	0.1%
2.01226696		1	0.1%
2.04968364		1	0.1%
2.108091646		1	0.1%
2.1095295		1	0.1%
2.142441228		3	0.3%
2.148561736		1	0.1%
2.157711272		1	0.1%
2.17121003		1	0.1%
2.209508007		1	0.1%
2.243979545		4	0.4%
2.296304548		4	0.4%
2.405135024		2	0.2%
2.448159891		1	0.1%
2.495186057		1	0.1%
2.564187361		2	0.2%
2.568039522		3	0.3%
2.971320068		1	0.1%
3.023731188		1	0.1%
Sysmiss		4885	

Warning: these figures indicate the number of cases found in the data file. They cannot be interpreted as summary statistics of the population of interest.

# w: combined wave weight

<b>Information</b>	[Type= continuous] [Format=numeric] [Range= 0.382610375-4.503049147] [Missing=*]
<b>Statistics [NW/ W]</b>	[Valid=5841 /-] [Invalid=0 /-] [Mean=1 /-] [StdDev=0.44 /-]



<b># pid: identified number</b>			
<b>Information</b>	[Type= continuous] [Format=numeric] [Range= 165002-895973] [Missing=*]		
<b>Statistics [NW/ W]</b>	[Valid=3271 /-] [Invalid=2570 /-] [Mean=482997.277 /-] [StdDev=196410.985 /-]		
<b># pdate: day</b>			
<b>Information</b>	[Type= discrete] [Format=numeric] [Range= 160117-160126] [Missing=*]		
<b>Statistics [NW/ W]</b>	[Valid=3271 /-] [Invalid=2570 /-] [Mean=160119.754 /-] [StdDev=2.048 /-]		
<b>Value</b>	<b>Label</b>	<b>Cases</b>	<b>Percentage</b>
160117		433	 13.2%
160118		608	 18.6%
160119		605	 18.5%
160120		539	 16.5%
160121		461	 14.1%
160122		305	 9.3%
160123		194	 5.9%
160124		31	 0.9%
160125		33	 1.0%
160126		62	 1.9%
Sysmiss		2570	
<i>Warning: these figures indicate the number of cases found in the data file. They cannot be interpreted as summary statistics of the population of interest.</i>			

# pptime: start time			
<b>Information</b>	[Type= continuous] [Format=numeric] [Range= 180514-220402] [Missing=*]		
<b>Statistics [NW/ W]</b>	[Valid=3271 /-] [Invalid=2570 /-] [Mean=199570.652 /-] [StdDev=10862.522 /-]		
# petime: ending time			
<b>Information</b>	[Type= continuous] [Format=numeric] [Range= 181014-221523] [Missing=*]		
<b>Statistics [NW/ W]</b>	[Valid=3271 /-] [Invalid=2570 /-] [Mean=200754.154 /-] [StdDev=10965.697 /-]		
# pq1: 1.Respondent's elector district			
<b>Information</b>	[Type= discrete] [Format=numeric] [Range= 2-89] [Missing=*]		
<b>Statistics [NW/ W]</b>	[Valid=3271 /-] [Invalid=2570 /-]		
Value	Label	Cases	Percentage
2	Yi Lan County	62	1.9%
4	Hsinchu County	58	1.8%
5	Miao Li County	90	2.8%
7	Changhua County	248	7.6%
8	Nantou County	87	2.7%
9	Yunlin County	136	4.2%
10	Chiayi County	81	2.5%
13	Pingtung County	112	3.4%
14	Taitung County	17	0.5%
15	Hualien County	42	1.3%
16	Peng Hu County	6	0.2%
17	Keelung City	55	1.7%
18	Hsinchu City	33	1.0%
20	Chiayi City	40	1.2%
28	Kinmen County	9	0.3%
30	Lienchiang County	1	0.0%
63	Taipei City	344	10.5%
64	Kaoshiung City	365	11.2%
65	New Taipei City	558	17.1%
66	Taichung City	353	10.8%
67	Tainan City	312	9.5%
68	Taoyuan City	248	7.6%
88	Plain Aborigines	6	0.2%
89	Mountain Aborigines	8	0.2%
Sysmiss		2570	
<i>Warning: these figures indicate the number of cases found in the data file. They cannot be interpreted as summary statistics of the population of interest.</i>			
# pq2: 1.Respondent's elector district: Yi Lan County			
<b>Information</b>	[Type= discrete] [Format=numeric] [Range= 1-99] [Missing=*]		
<b>Statistics [NW/ W]</b>	[Valid=3271 /-] [Invalid=2570 /-]		
Value	Label	Cases	Percentage
1	Yi Lan County single district	62	1.9%
99	Skipped	3209	98.1%
Sysmiss		2570	
<i>Warning: these figures indicate the number of cases found in the data file. They cannot be interpreted as summary statistics of the population of interest.</i>			

<b># pq3: 1.Respondent's elector district: Hsinchu County</b>			
<b>Information</b>	[Type= discrete] [Format=numeric] [Range= 1-99] [Missing=*]		
<b>Statistics [NW/ W]</b>	[Valid=3271 /-] [Invalid=2570 /-]		
<b>Value</b>	<b>Label</b>	<b>Cases</b>	<b>Percentage</b>
1	Hsinchu County single district	58	1.8%
99	Skipped	3213	98.2%
Sysmiss		2570	
<i>Warning: these figures indicate the number of cases found in the data file. They cannot be interpreted as summary statistics of the population of interest.</i>			
<b># pq4: 1.Respondent's elector district: Miaoli County</b>			
<b>Information</b>	[Type= discrete] [Format=numeric] [Range= 1-99] [Missing=*]		
<b>Statistics [NW/ W]</b>	[Valid=3271 /-] [Invalid=2570 /-]		
<b>Value</b>	<b>Label</b>	<b>Cases</b>	<b>Percentage</b>
1	1st district, Miaoli County	49	1.5%
2	2nd district, Miaoli County	41	1.3%
99	Skipped	3181	97.2%
Sysmiss		2570	
<i>Warning: these figures indicate the number of cases found in the data file. They cannot be interpreted as summary statistics of the population of interest.</i>			
<b># pq5: 1.Respondent's elector district: Changhua County</b>			
<b>Information</b>	[Type= discrete] [Format=numeric] [Range= 1-99] [Missing=*]		
<b>Statistics [NW/ W]</b>	[Valid=3271 /-] [Invalid=2570 /-]		
<b>Value</b>	<b>Label</b>	<b>Cases</b>	<b>Percentage</b>
1	1st district, Changhua County	79	2.4%
2	2nd district, Changhua County	39	1.2%
3	3rd district, Changhua County	66	2.0%
4	4th district, Changhua County	64	2.0%
99	Skipped	3023	92.4%
Sysmiss		2570	
<i>Warning: these figures indicate the number of cases found in the data file. They cannot be interpreted as summary statistics of the population of interest.</i>			
<b># pq6: 1.Respondent's elector district: Nantou County</b>			
<b>Information</b>	[Type= discrete] [Format=numeric] [Range= 1-99] [Missing=*]		
<b>Statistics [NW/ W]</b>	[Valid=3271 /-] [Invalid=2570 /-]		
<b>Value</b>	<b>Label</b>	<b>Cases</b>	<b>Percentage</b>
1	1st district, Nantou County	31	0.9%
2	2nd district, Nantou County	56	1.7%
99	Skipped	3184	97.3%
Sysmiss		2570	
<i>Warning: these figures indicate the number of cases found in the data file. They cannot be interpreted as summary statistics of the population of interest.</i>			
<b># pq7: 1.Respondent's elector district: Yunlin County</b>			
<b>Information</b>	[Type= discrete] [Format=numeric] [Range= 1-99] [Missing=*]		
<b>Statistics [NW/ W]</b>	[Valid=3271 /-] [Invalid=2570 /-]		
<b>Value</b>	<b>Label</b>	<b>Cases</b>	<b>Percentage</b>
1	1st district, Yunlin County	63	1.9%
2	2nd district, Yunlin County	73	2.2%
99	Skipped	3135	95.8%

<b># pq7: 1.Respondent's elector district: Yunlin County</b>			
Value	Label	Cases	Percentage
Sysmiss		2570	
<i>Warning: these figures indicate the number of cases found in the data file. They cannot be interpreted as summary statistics of the population of interest.</i>			
<b># pq8: 1.Respondent's elector district: Chiayi County</b>			
<b>Information</b>	[Type= discrete] [Format=numeric] [Range= 1-99] [Missing=*]		
<b>Statistics [NW/ W]</b>	[Valid=3271 /-] [Invalid=2570 /-]		
Value	Label	Cases	Percentage
1	1st district, Chiayi County	44	1.3%
2	2nd district, Chiayi County	37	1.1%
99	Skipped	3190	97.5%
Sysmiss		2570	
<i>Warning: these figures indicate the number of cases found in the data file. They cannot be interpreted as summary statistics of the population of interest.</i>			
<b># pq9: 1.Respondent's elector district: Pingtung County</b>			
<b>Information</b>	[Type= discrete] [Format=numeric] [Range= 1-99] [Missing=*]		
<b>Statistics [NW/ W]</b>	[Valid=3271 /-] [Invalid=2570 /-]		
Value	Label	Cases	Percentage
1	1st district, Penghu County	36	1.1%
2	2nd district, Penghu County	37	1.1%
3	3rd district, Penghu County	39	1.2%
99	Skipped	3159	96.6%
Sysmiss		2570	
<i>Warning: these figures indicate the number of cases found in the data file. They cannot be interpreted as summary statistics of the population of interest.</i>			
<b># pq10: 1.Respondent's elector district: Taitung County</b>			
<b>Information</b>	[Type= discrete] [Format=numeric] [Range= 1-99] [Missing=*]		
<b>Statistics [NW/ W]</b>	[Valid=3271 /-] [Invalid=2570 /-]		
Value	Label	Cases	Percentage
1	Taitung County single district	17	0.5%
99	Skipped	3254	99.5%
Sysmiss		2570	
<i>Warning: these figures indicate the number of cases found in the data file. They cannot be interpreted as summary statistics of the population of interest.</i>			
<b># pq11: 1.Respondent's elector district: Hualien County</b>			
<b>Information</b>	[Type= discrete] [Format=numeric] [Range= 1-99] [Missing=*]		
<b>Statistics [NW/ W]</b>	[Valid=3271 /-] [Invalid=2570 /-]		
Value	Label	Cases	Percentage
1	Hualien County single district	42	1.3%
99	Skipped	3229	98.7%
Sysmiss		2570	
<i>Warning: these figures indicate the number of cases found in the data file. They cannot be interpreted as summary statistics of the population of interest.</i>			
<b># pq12: 1.Respondent's elector district: Penghu County</b>			
<b>Information</b>	[Type= discrete] [Format=numeric] [Range= 1-99] [Missing=*]		
<b>Statistics [NW/ W]</b>	[Valid=3271 /-] [Invalid=2570 /-]		

<b># pq12: 1.Respondent's elector district: Penghu County</b>			
Value	Label	Cases	Percentage
1	Penghu County single district	6	0.2%
99	Skipped	3265	99.8%
Sysmiss		2570	
<i>Warning: these figures indicate the number of cases found in the data file. They cannot be interpreted as summary statistics of the population of interest.</i>			
<b># pq13: 1.Respondent's elector district: Keelung City</b>			
<b>Information</b>	[Type= discrete] [Format=numeric] [Range= 1-99] [Missing=*]		
<b>Statistics [NW/ W]</b>	[Valid=3271 /-] [Invalid=2570 /-]		
Value	Label	Cases	Percentage
1	Keelung City single district	55	1.7%
99	Skipped	3216	98.3%
Sysmiss		2570	
<i>Warning: these figures indicate the number of cases found in the data file. They cannot be interpreted as summary statistics of the population of interest.</i>			
<b># pq14: 1.Respondent's elector district: Hsinchu City</b>			
<b>Information</b>	[Type= discrete] [Format=numeric] [Range= 1-99] [Missing=*]		
<b>Statistics [NW/ W]</b>	[Valid=3271 /-] [Invalid=2570 /-]		
Value	Label	Cases	Percentage
1	Hsinchu City single district	33	1.0%
99	Skipped	3238	99.0%
Sysmiss		2570	
<i>Warning: these figures indicate the number of cases found in the data file. They cannot be interpreted as summary statistics of the population of interest.</i>			
<b># pq15: 1.Respondent's elector district: Chiayi City</b>			
<b>Information</b>	[Type= discrete] [Format=numeric] [Range= 1-99] [Missing=*]		
<b>Statistics [NW/ W]</b>	[Valid=3271 /-] [Invalid=2570 /-]		
Value	Label	Cases	Percentage
1	Chiayi City single district	40	1.2%
99	Skipped	3231	98.8%
Sysmiss		2570	
<i>Warning: these figures indicate the number of cases found in the data file. They cannot be interpreted as summary statistics of the population of interest.</i>			
<b># pq16: 1.Respondent's elector district: Taipei City</b>			
<b>Information</b>	[Type= discrete] [Format=numeric] [Range= 1-99] [Missing=*]		
<b>Statistics [NW/ W]</b>	[Valid=3271 /-] [Invalid=2570 /-]		
Value	Label	Cases	Percentage
1	1st district, Taipei City	50	1.5%
2	2nd district, Taipei City	39	1.2%
3	3rd district, Taipei City	35	1.1%
4	4th district, Taipei City	58	1.8%
5	5th district, Taipei City	37	1.1%
6	6th district, Taipei City	33	1.0%
7	7th district, Taipei City	41	1.3%
8	8th district, Taipei City	51	1.6%
99	Skipped	2927	89.5%
Sysmiss		2570	

<b># pq16: 1.Respondent's elector district: Taipei City</b>			
<i>Warning: these figures indicate the number of cases found in the data file. They cannot be interpreted as summary statistics of the population of interest.</i>			
<b># pq17: 1.Respondent's elector district: Kaohsiung City</b>			
<b>Information</b>		[Type= discrete] [Format=numeric] [Range= 1-99] [Missing=*]	
<b>Statistics [NW/ W]</b>		[Valid=3271 /-] [Invalid=2570 /-]	
<b>Value</b>	<b>Label</b>	<b>Cases</b>	<b>Percentage</b>
1	1st district, Kaohsiung City	40	1.2%
2	2nd district, Kaohsiung City	56	1.7%
3	3rd district, Kaohsiung City	49	1.5%
4	4th district, Kaohsiung City	30	0.9%
5	5th district, Kaohsiung City	30	0.9%
6	6th district, Kaohsiung City	43	1.3%
7	7th district, Kaohsiung City	44	1.3%
8	8th district, Kaohsiung City	36	1.1%
9	9th district, Kaohsiung City	37	1.1%
99	Skipped	2906	88.8%
Sysmiss		2570	
<i>Warning: these figures indicate the number of cases found in the data file. They cannot be interpreted as summary statistics of the population of interest.</i>			
<b># pq18: 1.Respondent's elector district: New Taipei City</b>			
<b>Information</b>		[Type= discrete] [Format=numeric] [Range= 1-99] [Missing=*]	
<b>Statistics [NW/ W]</b>		[Valid=3271 /-] [Invalid=2570 /-]	
<b>Value</b>	<b>Label</b>	<b>Cases</b>	<b>Percentage</b>
1	1st district, New Taipei City	49	1.5%
2	2nd district, New Taipei City	48	1.5%
3	3rd district, New Taipei City	42	1.3%
4	4th district, New Taipei City	61	1.9%
5	5th district, New Taipei City	43	1.3%
6	6th district, New Taipei City	63	1.9%
7	7th district, New Taipei City	49	1.5%
8	8th district, New Taipei City	46	1.4%
9	9th district, New Taipei City	39	1.2%
10	10th district, New Taipei City	44	1.3%
11	11th district, New Taipei City	45	1.4%
12	12th district, New Taipei City	29	0.9%
99	Skipped	2713	82.9%
Sysmiss		2570	
<i>Warning: these figures indicate the number of cases found in the data file. They cannot be interpreted as summary statistics of the population of interest.</i>			
<b># pq19: 1.Respondent's elector district: Taichung City</b>			
<b>Information</b>		[Type= discrete] [Format=numeric] [Range= 1-99] [Missing=*]	
<b>Statistics [NW/ W]</b>		[Valid=3271 /-] [Invalid=2570 /-]	
<b>Value</b>	<b>Label</b>	<b>Cases</b>	<b>Percentage</b>
1	1st district, Taichung City	41	1.3%
2	2nd district, Taichung City	54	1.7%
3	3rd district, Taichung City	52	1.6%
4	4th district, Taichung City	40	1.2%

<b># pq19: 1.Respondent's elector district: Taichung City</b>			
<b>Value</b>	<b>Label</b>	<b>Cases</b>	<b>Percentage</b>
5	5th district, Taichung City	46	1.4%
6	6th district, Taichung City	30	0.9%
7	7th district, Taichung City	47	1.4%
8	8th district, Taichung City	43	1.3%
99	Skipped	2918	89.2%
Sysmiss		2570	
<i>Warning: these figures indicate the number of cases found in the data file. They cannot be interpreted as summary statistics of the population of interest.</i>			
<b># pq20: 1.Respondent's elector district: Tainan City</b>			
<b>Information</b>	[Type= discrete] [Format=numeric] [Range= 1-99] [Missing=*]		
<b>Statistics [NW/ W]</b>	[Valid=3271 /-] [Invalid=2570 /-]		
<b>Value</b>	<b>Label</b>	<b>Cases</b>	<b>Percentage</b>
1	1st district, Tainan City	63	1.9%
2	2nd district, Tainan City	67	2.0%
3	3rd district, Tainan City	62	1.9%
4	4th district, Tainan City	55	1.7%
5	5th district, Tainan City	65	2.0%
99	Skipped	2959	90.5%
Sysmiss		2570	
<i>Warning: these figures indicate the number of cases found in the data file. They cannot be interpreted as summary statistics of the population of interest.</i>			
<b># pq21: 1.Respondent's elector district: Taoyuan City</b>			
<b>Information</b>	[Type= discrete] [Format=numeric] [Range= 1-99] [Missing=*]		
<b>Statistics [NW/ W]</b>	[Valid=3271 /-] [Invalid=2570 /-]		
<b>Value</b>	<b>Label</b>	<b>Cases</b>	<b>Percentage</b>
1	1st district, Taoyuan City	35	1.1%
2	2nd district, Taoyuan City	40	1.2%
3	3rd district, Taoyuan City	37	1.1%
4	4th district, Taoyuan City	37	1.1%
5	5th district, Taoyuan City	41	1.3%
6	6th district, Taoyuan City	58	1.8%
99	Skipped	3023	92.4%
Sysmiss		2570	
<i>Warning: these figures indicate the number of cases found in the data file. They cannot be interpreted as summary statistics of the population of interest.</i>			
<b># pq22: 1.Respondent's elector district: Kinmen County</b>			
<b>Information</b>	[Type= discrete] [Format=numeric] [Range= 1-99] [Missing=*]		
<b>Statistics [NW/ W]</b>	[Valid=3271 /-] [Invalid=2570 /-]		
<b>Value</b>	<b>Label</b>	<b>Cases</b>	<b>Percentage</b>
1	Kinmen County single district	9	0.3%
99	Skipped	3262	99.7%
Sysmiss		2570	
<i>Warning: these figures indicate the number of cases found in the data file. They cannot be interpreted as summary statistics of the population of interest.</i>			
<b># pq23: 1.Respondent's elector district: Lienchiang County</b>			
<b>Information</b>	[Type= discrete] [Format=numeric] [Range= 1-99] [Missing=*]		
<b>Statistics [NW/ W]</b>	[Valid=3271 /-] [Invalid=2570 /-]		

<b># pq23: 1.Respondent's elector district: Lienchiang County</b>			
Value	Label	Cases	Percentage
1	Lienchiang County single district	1	0.0%
99	Skipped	3270	100.0%
Sysmiss		2570	
<i>Warning: these figures indicate the number of cases found in the data file. They cannot be interpreted as summary statistics of the population of interest.</i>			
<b># pq24: 1.Respondent's elector district: Plain Aborigines</b>			
<b>Information</b>	[Type= discrete] [Format=numeric] [Range= 1-99] [Missing=*]		
<b>Statistics [NW/ W]</b>	[Valid=3271 /-] [Invalid=2570 /-]		
Value	Label	Cases	Percentage
1	Plain Aborigines district	6	0.2%
99	Skipped	3265	99.8%
Sysmiss		2570	
<i>Warning: these figures indicate the number of cases found in the data file. They cannot be interpreted as summary statistics of the population of interest.</i>			
<b># pq25: 1.Respondent's elector district: Mountain Aborigines</b>			
<b>Information</b>	[Type= discrete] [Format=numeric] [Range= 1-99] [Missing=*]		
<b>Statistics [NW/ W]</b>	[Valid=3271 /-] [Invalid=2570 /-]		
Value	Label	Cases	Percentage
1	Mountain Aborigines district	8	0.2%
99	Skipped	3263	99.8%
Sysmiss		2570	
<i>Warning: these figures indicate the number of cases found in the data file. They cannot be interpreted as summary statistics of the population of interest.</i>			
<b># pq26: 2.Which district, candidate did you vote for?(Yi Lan County)</b>			
<b>Information</b>	[Type= discrete] [Format=numeric] [Range= 1-99] [Missing=*]		
<b>Statistics [NW/ W]</b>	[Valid=3271 /-] [Invalid=2570 /-]		
Value	Label	Cases	Percentage
1	Lee, Chih-Yung(KMT)	14	0.4%
2	Chen, Ou-Po(DPP)	26	0.8%
8	Wu, Zi Wei(Constitutional Conventions of Taiwan)	1	0.0%
14	Kuo, Ru-Jau(Military, Civil, and Faculty Alliance Party)	0	
22	Lin, Shiann-Shan(Pan-Pacific E.P. Union Party)	0	
24	Wu, Shao-Wen(Green Party Taiwan & Social Democratic Party AI)	2	0.1%
26	Chu, Ando(Independent)	4	0.1%
27	Sun, Po-Yu(Independent)	3	0.1%
89	Didn't pick up the ballot	0	
91	Forget	3	0.1%
92	Not eligible to vote	0	
93	Didn't turnout to vote	3	0.1%
94	Cast invalid vote	1	0.0%
95	Refuse to answer	5	0.2%
99	Skipped	3209	98.1%
Sysmiss		2570	
<i>Warning: these figures indicate the number of cases found in the data file. They cannot be interpreted as summary statistics of the population of interest.</i>			



<b># pq27: 2a.Is this the candidate that you want to vote for most in the beginning?(Yi Lan County)</b>			
<b>Information</b>		[Type= discrete] [Format=numeric] [Range= 1-99] [Missing=*]	
<b>Statistics [NW/ W]</b>		[Valid=3271 /-] [Invalid=2570 /-]	
<b>Value</b>	<b>Label</b>	<b>Cases</b>	<b>Percentage</b>
1	Yes	37	1.1%
2	NO	13	0.4%
95	Refuse to answer	0	
99	Skipped	3221	98.5%
Sysmiss		2570	
<i>Warning: these figures indicate the number of cases found in the data file. They cannot be interpreted as summary statistics of the population of interest.</i>			
<b># pq28: 2b.Who is the person you want to vote for most in the beginning?(Yi Lan County)</b>			
<b>Information</b>		[Type= discrete] [Format=numeric] [Range= 1-99] [Missing=*]	
<b>Statistics [NW/ W]</b>		[Valid=3271 /-] [Invalid=2570 /-]	
<b>Value</b>	<b>Label</b>	<b>Cases</b>	<b>Percentage</b>
1	Lee, Chih-Yung(KMT)	2	0.1%
2	Chen, Ou-Po(DPP)	0	
8	Wu, Zi Wei(Constitutional Conventions of Taiwan)	0	
14	Kuo, Ru-Jau(Military, Civil, and Faculty Alliance Party)	0	
22	Lin, Shiann-Shan(Pan-Pacific E.P. Union Party)	0	
24	Wu, Shao-Wen(Green Party Taiwan & Social Democratic Party AI)	2	0.1%
26	Chu, Ando(Independent)	0	
27	Sun, Po-Yu(Independent)	0	
91	Didn't intend to vote	9	0.3%
95	Refuse to answer	0	
99	Skipped	3258	99.6%
Sysmiss		2570	
<i>Warning: these figures indicate the number of cases found in the data file. They cannot be interpreted as summary statistics of the population of interest.</i>			
<b># pq29: 2.Which district, candidate did you vote for?(Hsinchu County single district)</b>			
<b>Information</b>		[Type= discrete] [Format=numeric] [Range= 1-99] [Missing=*]	
<b>Statistics [NW/ W]</b>		[Valid=3271 /-] [Invalid=2570 /-]	
<b>Value</b>	<b>Label</b>	<b>Cases</b>	<b>Percentage</b>
1	Lin, Wei-Chou(KMT)	19	0.6%
7	Fan, Chen-Kui(Unionist Party)	0	
10	Su, Wen-Ying(National Health Service Alliance)	1	0.0%
14	Li, Zong Hua(Military, Civil, and Faculty Alliance Party)	0	
18	Chiu, Ching Ya(Republican Party)	8	0.2%
25	Cho, An-Thung(Faith And Hope League)	0	
26	Cheng, Yung-Chin(Independent)	10	0.3%
27	Huang, Xiu Long(Independent)	0	
89	Didn't pick up the ballot	0	
91	Forget	2	0.1%
92	Not eligible to vote	1	0.0%
93	Didn't turnout to vote	7	0.2%
94	Cast invalid vote	2	0.1%
95	Refuse to answer	8	0.2%

<b># pq29: 2.Which district, candidate did you vote for?(Hsinchu County single district)</b>			
<b>Value</b>	<b>Label</b>	<b>Cases</b>	<b>Percentage</b>
99	Skipped	3213	98.2%
Sysmiss		2570	
<i>Warning: these figures indicate the number of cases found in the data file. They cannot be interpreted as summary statistics of the population of interest.</i>			
<b># pq30: 2a.Is this the candidate that you want to vote for most in the beginning?(Hsinchu County single district)</b>			
<b>Information</b>	[Type= discrete] [Format=numeric] [Range= 1-99] [Missing=*]		
<b>Statistics [NW/ W]</b>	[Valid=3271 /-] [Invalid=2570 /-]		
<b>Value</b>	<b>Label</b>	<b>Cases</b>	<b>Percentage</b>
1	Yes	29	0.9%
2	NO	8	0.2%
95	Refuse to answer	1	0.0%
99	Skipped	3233	98.8%
Sysmiss		2570	
<i>Warning: these figures indicate the number of cases found in the data file. They cannot be interpreted as summary statistics of the population of interest.</i>			
<b># pq31: 2b.Who is the person you want to vote for most in the beginning?(Hsinchu County single district)</b>			
<b>Information</b>	[Type= discrete] [Format=numeric] [Range= 1-99] [Missing=*]		
<b>Statistics [NW/ W]</b>	[Valid=3271 /-] [Invalid=2570 /-]		
<b>Value</b>	<b>Label</b>	<b>Cases</b>	<b>Percentage</b>
1	Lin, Wei-Chou(KMT)	0	
7	Fan, Chen-Kui(Unionist Party)	0	
10	Su, Wen-Ying(National Health Service Alliance)	0	
14	Li, Zong Hua(Military, Civil, and Faculty Alliance Party)	0	
18	Chiu, Ching Ya(Republican Party)	2	0.1%
25	Cho, An-Thung(Faith And Hope League)	0	
26	Cheng, Yung-Chin(Independent)	2	0.1%
27	Huang, Xiu Long(Independent)	0	
91	Didn't intend to vote	4	0.1%
95	Refuse to answer	0	
99	Skipped	3263	99.8%
Sysmiss		2570	
<i>Warning: these figures indicate the number of cases found in the data file. They cannot be interpreted as summary statistics of the population of interest.</i>			
<b># pq32: 2.Which district, candidate did you vote for?(1st district, Miaoli County)</b>			
<b>Information</b>	[Type= discrete] [Format=numeric] [Range= 1-99] [Missing=*]		
<b>Statistics [NW/ W]</b>	[Valid=3271 /-] [Invalid=2570 /-]		
<b>Value</b>	<b>Label</b>	<b>Cases</b>	<b>Percentage</b>
1	Chen, Chao-Ming(KMT)	14	0.4%
2	Tu, Wen Ching(DPP)	14	0.4%
18	Kang, Shi-Ju(Republican Party)	9	0.3%
19	Lin, Yi -Fang(Free Taiwan Party)	0	
26	Huang, Yu Yan(Independent)	1	0.0%
89	Didn't pick up the ballot	0	
91	Forget	0	
92	Not eligible to vote	0	
93	Didn't turnout to vote	6	0.2%

<b># pq32: 2.Which district, candidate did you vote for?(1st district, Miaoli County)</b>			
<b>Value</b>	<b>Label</b>	<b>Cases</b>	<b>Percentage</b>
94	Cast invalid vote	0	
95	Refuse to answer	5	0.2%
99	Skipped	3222	98.5%
Sysmiss		2570	
<i>Warning: these figures indicate the number of cases found in the data file. They cannot be interpreted as summary statistics of the population of interest.</i>			
<b># pq33: 2a.Is this the candidate that you want to vote for most in the beginning?(1st district, Miaoli County)</b>			
<b>Information</b>	[Type= discrete] [Format=numeric] [Range= 1-99] [Missing=*]		
<b>Statistics [NW/ W]</b>	[Valid=3271 /-] [Invalid=2570 /-]		
<b>Value</b>	<b>Label</b>	<b>Cases</b>	<b>Percentage</b>
1	Yes	30	0.9%
2	NO	8	0.2%
95	Refuse to answer	0	
99	Skipped	3233	98.8%
Sysmiss		2570	
<i>Warning: these figures indicate the number of cases found in the data file. They cannot be interpreted as summary statistics of the population of interest.</i>			
<b># pq34: 2b.Who is the person you want to vote for most in the beginning?(1st district, Miaoli County)</b>			
<b>Information</b>	[Type= discrete] [Format=numeric] [Range= 1-99] [Missing=*]		
<b>Statistics [NW/ W]</b>	[Valid=3271 /-] [Invalid=2570 /-]		
<b>Value</b>	<b>Label</b>	<b>Cases</b>	<b>Percentage</b>
1	Chen, Chao-Ming(KMT)	2	0.1%
2	Tu, Wen Ching(DPP)	0	
18	Kang, Shi-Ju(Republican Party)	1	0.0%
19	Lin, Yi -Fang(Free Taiwan Party)	1	0.0%
26	Huang, Yu Yan(Independent)	0	
91	Didn't intend to vote	4	0.1%
95	Refuse to answer	0	
99	Skipped	3263	99.8%
Sysmiss		2570	
<i>Warning: these figures indicate the number of cases found in the data file. They cannot be interpreted as summary statistics of the population of interest.</i>			
<b># pq35: 2.Which district, candidate did you vote for?(2nd district, Miaoli County)</b>			
<b>Information</b>	[Type= discrete] [Format=numeric] [Range= 1-99] [Missing=*]		
<b>Statistics [NW/ W]</b>	[Valid=3271 /-] [Invalid=2570 /-]		
<b>Value</b>	<b>Label</b>	<b>Cases</b>	<b>Percentage</b>
1	Hsu, Chih Jung(KMT)	17	0.5%
2	Wu, Yi-Chen(DPP)	9	0.3%
19	Liu, Wen-Chung(Free Taiwan Party)	0	
26	Chou, Shu-Han(Independent)	1	0.0%
27	Tai, Wen Hsiang(Independent)	2	0.1%
89	Didn't pick up the ballot	0	
91	Forget	1	0.0%
92	Not eligible to vote	0	
93	Didn't turnout to vote	6	0.2%
94	Cast invalid vote	1	0.0%

<b># pq35: 2.Which district, candidate did you vote for?(2nd district, Miaoli County)</b>			
Value	Label	Cases	Percentage
95	Refuse to answer	4	0.1%
99	Skipped	3230	98.7%
Sysmiss		2570	
<i>Warning: these figures indicate the number of cases found in the data file. They cannot be interpreted as summary statistics of the population of interest.</i>			
<b># pq36: 2a.Is this the candidate that you want to vote for most in the beginning?(2nd district, Miaoli County)</b>			
<b>Information</b>	[Type= discrete] [Format=numeric] [Range= 1-99] [Missing=*]		
<b>Statistics [NW/ W]</b>	[Valid=3271 /-] [Invalid=2570 /-]		
Value	Label	Cases	Percentage
1	Yes	25	0.8%
2	NO	3	0.1%
95	Refuse to answer	1	0.0%
99	Skipped	3242	99.1%
Sysmiss		2570	
<i>Warning: these figures indicate the number of cases found in the data file. They cannot be interpreted as summary statistics of the population of interest.</i>			
<b># pq37: 2b.Who is the person you want to vote for most in the beginning?(2nd district, Miaoli County)</b>			
<b>Information</b>	[Type= discrete] [Format=numeric] [Range= 1-99] [Missing=*]		
<b>Statistics [NW/ W]</b>	[Valid=3271 /-] [Invalid=2570 /-]		
Value	Label	Cases	Percentage
1	Hsu, Chih Jung(KMT)	1	0.0%
2	Wu, Yi-Chen(DPP)	0	
19	Liu, Wen-Chung(Free Taiwan Party)	0	
26	Chou, Shu-Han(Independent)	0	
27	Tai, Wen Hsiang(Independent)	0	
91	Didn't intend to vote	2	0.1%
95	Refuse to answer	0	
99	Skipped	3268	99.9%
Sysmiss		2570	
<i>Warning: these figures indicate the number of cases found in the data file. They cannot be interpreted as summary statistics of the population of interest.</i>			
<b># pq38: 2.Which district, candidate did you vote for?(1st district, Changhua County)</b>			
<b>Information</b>	[Type= discrete] [Format=numeric] [Range= 1-99] [Missing=*]		
<b>Statistics [NW/ W]</b>	[Valid=3271 /-] [Invalid=2570 /-]		
Value	Label	Cases	Percentage
1	Wang, Hui-Mei(KMT)	43	1.3%
2	Chen, Wen-Pin(DPP)	22	0.7%
89	Didn't pick up the ballot	0	
91	Forget	1	0.0%
92	Not eligible to vote	0	
93	Didn't turnout to vote	3	0.1%
94	Cast invalid vote	0	
95	Refuse to answer	10	0.3%
99	Skipped	3192	97.6%
Sysmiss		2570	
<i>Warning: these figures indicate the number of cases found in the data file. They cannot be interpreted as summary statistics of the population of interest.</i>			

<b># pq39: 2a.Is this the candidate that you want to vote for most in the beginning?(1st district, Changhua County)</b>			
<b>Information</b>		[Type= discrete] [Format=numeric] [Range= 1-99] [Missing=*]	
<b>Statistics [NW/ W]</b>		[Valid=3271 /-] [Invalid=2570 /-]	
<b>Value</b>	<b>Label</b>	<b>Cases</b>	<b>Percentage</b>
1	Yes	55	1.7%
2	NO	10	0.3%
95	Refuse to answer	0	
99	Skipped	3206	98.0%
Sysmiss		2570	
<i>Warning: these figures indicate the number of cases found in the data file. They cannot be interpreted as summary statistics of the population of interest.</i>			
<b># pq40: 2b.Who is the person you want to vote for most in the beginning?(1st district, Changhua County)</b>			
<b>Information</b>		[Type= discrete] [Format=numeric] [Range= 1-99] [Missing=*]	
<b>Statistics [NW/ W]</b>		[Valid=3271 /-] [Invalid=2570 /-]	
<b>Value</b>	<b>Label</b>	<b>Cases</b>	<b>Percentage</b>
1	Wang, Hui-Mei(KMT)	3	0.1%
2	Chen, Wen-Pin(DPP)	2	0.1%
91	Didn't intend to vote	4	0.1%
95	Refuse to answer	1	0.0%
99	Skipped	3261	99.7%
Sysmiss		2570	
<i>Warning: these figures indicate the number of cases found in the data file. They cannot be interpreted as summary statistics of the population of interest.</i>			
<b># pq41: 2.Which district, candidate did you vote for?(2nd district, Changhua County)</b>			
<b>Information</b>		[Type= discrete] [Format=numeric] [Range= 1-99] [Missing=*]	
<b>Statistics [NW/ W]</b>		[Valid=3271 /-] [Invalid=2570 /-]	
<b>Value</b>	<b>Label</b>	<b>Cases</b>	<b>Percentage</b>
1	Lin, Tsang-Min(KMT)	6	0.2%
2	Huang, Hsiou-Fang(DPP)	17	0.5%
12	Wen, Kuo Ming(Labour Party)	1	0.0%
19	Chang, Yao-Yuan(Republican Party)	0	
26	Liu, Yung-Chun(Independent)	0	
27	Hsu, Yung-Chin(Independent)	0	
28	Huang, Yu-Fen(Independent)	3	0.1%
89	Didn't pick up the ballot	1	0.0%
91	Forget	0	
92	Not eligible to vote	0	
93	Didn't turnout to vote	7	0.2%
94	Cast invalid vote	1	0.0%
95	Refuse to answer	3	0.1%
99	Skipped	3232	98.8%
Sysmiss		2570	
<i>Warning: these figures indicate the number of cases found in the data file. They cannot be interpreted as summary statistics of the population of interest.</i>			
<b># pq42: 2a.Is this the candidate that you want to vote for most in the beginning?(2nd district, Changhua County)</b>			
<b>Information</b>		[Type= discrete] [Format=numeric] [Range= 1-99] [Missing=*]	
<b>Statistics [NW/ W]</b>		[Valid=3271 /-] [Invalid=2570 /-]	

# pq42: 2a.Is this the candidate that you want to vote for most in the beginning?(2nd district, Changhua County)

Value	Label	Cases	Percentage
1	Yes	24	0.7%
2	NO	2	0.1%
95	Refuse to answer	1	0.0%
99	Skipped	3244	99.2%
Sysmiss		2570	

Warning: these figures indicate the number of cases found in the data file. They cannot be interpreted as summary statistics of the population of interest.

# pq43: 2b.Who is the person you want to vote for most in the beginning?(2nd district, Changhua County)

<b>Information</b>	[Type= discrete] [Format=numeric] [Range= 1-99] [Missing=*]
<b>Statistics [NW/ W]</b>	[Valid=3271 /-] [Invalid=2570 /-]

Value	Label	Cases	Percentage
1	Lin, Tsang-Min(KMT)	0	
2	Huang, Hsiou-Fang(DPP)	0	
12	Wen, Kuo Ming(Labour Party)	0	
19	Chang, Yao-Yuan(Republican Party)	0	
26	Liu, Yung-Chun(Independent)	0	
27	Hsu, Yung-Chin(Independent)	0	
28	Huang, Yu-Fen(Independent)	0	
91	Didn't intend to vote	2	0.1%
95	Refuse to answer	0	
99	Skipped	3269	99.9%
Sysmiss		2570	

Warning: these figures indicate the number of cases found in the data file. They cannot be interpreted as summary statistics of the population of interest.

# pq44: 2.Which district, candidate did you vote for?(3rd district, Changhua County)

<b>Information</b>	[Type= discrete] [Format=numeric] [Range= 1-99] [Missing=*]
<b>Statistics [NW/ W]</b>	[Valid=3271 /-] [Invalid=2570 /-]

Value	Label	Cases	Percentage
1	Cheng, Ru-Fen(KMT)	22	0.7%
2	Hung, Chun-Yi(DPP)	21	0.6%
4	Chen, Chao-Rong(PFP)	3	0.1%
17	Chang, Yi-Sheng(New Power Party)	0	
19	Ang, Yu-Kang(Free Taiwan Party)	0	
89	Didn't pick up the ballot	0	
91	Forget	0	
92	Not eligible to vote	0	
93	Didn't turnout to vote	8	0.2%
94	Cast invalid vote	1	0.0%
95	Refuse to answer	11	0.3%
99	Skipped	3205	98.0%
Sysmiss		2570	

Warning: these figures indicate the number of cases found in the data file. They cannot be interpreted as summary statistics of the population of interest.

# pq45: 2a.Is this the candidate that you want to vote for most in the beginning?(3rd district, Changhua County)

<b>Information</b>	[Type= discrete] [Format=numeric] [Range= 1-99] [Missing=*]
<b>Statistics [NW/ W]</b>	[Valid=3271 /-] [Invalid=2570 /-]

# pq45: 2a.Is this the candidate that you want to vote for most in the beginning?(3rd district, Changhua County)

Value	Label	Cases	Percentage
1	Yes	38	1.2%
2	NO	8	0.2%
95	Refuse to answer	0	
99	Skipped	3225	98.6%
Sysmiss		2570	

Warning: these figures indicate the number of cases found in the data file. They cannot be interpreted as summary statistics of the population of interest.

# pq46: 2b.Who is the person you want to vote for most in the beginning?(3rd district, Changhua County)

<b>Information</b>	[Type= discrete] [Format=numeric] [Range= 1-99] [Missing=*]
<b>Statistics [NW/ W]</b>	[Valid=3271 /-] [Invalid=2570 /-]

Value	Label	Cases	Percentage
1	Cheng, Ru-Fen(KMT)	4	0.1%
2	Hung, Chun-Yi(DPP)	0	
4	Chen, Chao-Rong(PFP)	1	0.0%
17	Chang, Yi-Sheng(New Power Party)	0	
19	Ang, Yu-Kang(Free Taiwan Party)	0	
91	Didn't intend to vote	2	0.1%
95	Refuse to answer	1	0.0%
99	Skipped	3263	99.8%
Sysmiss		2570	

Warning: these figures indicate the number of cases found in the data file. They cannot be interpreted as summary statistics of the population of interest.

# pq47: 2.Which district, candidate did you vote for?(4th district, Changhua County)

<b>Information</b>	[Type= discrete] [Format=numeric] [Range= 1-99] [Missing=*]
<b>Statistics [NW/ W]</b>	[Valid=3271 /-] [Invalid=2570 /-]

Value	Label	Cases	Percentage
1	Chang, Chin-Kun(KMT)	18	0.6%
2	Chen, Su-Yueh(DPP)	27	0.8%
89	Didn't pick up the ballot	0	
91	Forget	3	0.1%
92	Not eligible to vote	0	
93	Didn't turnout to vote	10	0.3%
94	Cast invalid vote	3	0.1%
95	Refuse to answer	3	0.1%
99	Skipped	3207	98.0%
Sysmiss		2570	

Warning: these figures indicate the number of cases found in the data file. They cannot be interpreted as summary statistics of the population of interest.

# pq48: 2a.Is this the candidate that you want to vote for most in the beginning?(4th district, Changhua County)

<b>Information</b>	[Type= discrete] [Format=numeric] [Range= 1-99] [Missing=*]
<b>Statistics [NW/ W]</b>	[Valid=3271 /-] [Invalid=2570 /-]

Value	Label	Cases	Percentage
1	Yes	40	1.2%
2	NO	5	0.2%
95	Refuse to answer	0	
99	Skipped	3226	98.6%

**# pq48: 2a.Is this the candidate that you want to vote for most in the beginning?(4th district, Changhua County)**

Value	Label	Cases	Percentage
Sysmiss		2570	

*Warning: these figures indicate the number of cases found in the data file. They cannot be interpreted as summary statistics of the population of interest.*



<b># pq49: 2b. Who is the person you want to vote for most in the beginning?(4th district, Changhua County)</b>			
<b>Information</b>		[Type= discrete] [Format=numeric] [Range= 1-99] [Missing=*]	
<b>Statistics [NW/ W]</b>		[Valid=3271 /-] [Invalid=2570 /-]	
<b>Value</b>	<b>Label</b>	<b>Cases</b>	<b>Percentage</b>
1	Chang, Chin-Kun(KMT)	0	
2	Chen, Su-Yueh(DPP)	1	0.0%
91	Didn't intend to vote	3	0.1%
95	Refuse to answer	1	0.0%
99	Skipped	3266	99.8%
Sysmiss		2570	
<i>Warning: these figures indicate the number of cases found in the data file. They cannot be interpreted as summary statistics of the population of interest.</i>			
<b># pq50: 2. Which district, candidate did you vote for?(1st district, Nantou County)</b>			
<b>Information</b>		[Type= discrete] [Format=numeric] [Range= 1-99] [Missing=*]	
<b>Statistics [NW/ W]</b>		[Valid=3271 /-] [Invalid=2570 /-]	
<b>Value</b>	<b>Label</b>	<b>Cases</b>	<b>Percentage</b>
1	Ma, Wen-Chun(KMT)	15	0.5%
2	Chang, Kuor Hsin(DPP)	11	0.3%
89	Didn't pick up the ballot	0	
91	Forget	0	
92	Not eligible to vote	1	0.0%
93	Didn't turnout to vote	2	0.1%
94	Cast invalid vote	0	
95	Refuse to answer	2	0.1%
99	Skipped	3240	99.1%
Sysmiss		2570	
<i>Warning: these figures indicate the number of cases found in the data file. They cannot be interpreted as summary statistics of the population of interest.</i>			
<b># pq51: 2a. Is this the candidate that you want to vote for most in the beginning?(1st district, Nantou County)</b>			
<b>Information</b>		[Type= discrete] [Format=numeric] [Range= 1-99] [Missing=*]	
<b>Statistics [NW/ W]</b>		[Valid=3271 /-] [Invalid=2570 /-]	
<b>Value</b>	<b>Label</b>	<b>Cases</b>	<b>Percentage</b>
1	Yes	25	0.8%
2	NO	1	0.0%
95	Refuse to answer	0	
99	Skipped	3245	99.2%
Sysmiss		2570	
<i>Warning: these figures indicate the number of cases found in the data file. They cannot be interpreted as summary statistics of the population of interest.</i>			
<b># pq52: 2b. Who is the person you want to vote for most in the beginning?(1st district, Nantou County)</b>			
<b>Information</b>		[Type= discrete] [Format=numeric] [Range= 1-99] [Missing=*]	
<b>Statistics [NW/ W]</b>		[Valid=3271 /-] [Invalid=2570 /-]	
<b>Value</b>	<b>Label</b>	<b>Cases</b>	<b>Percentage</b>
1	Ma, Wen-Chun(KMT)	0	
2	Chang, Kuor Hsin(DPP)	0	
91	Didn't intend to vote	1	0.0%
95	Refuse to answer	0	

<b># pq52: 2b. Who is the person you want to vote for most in the beginning?(1st district, Nantou County)</b>			
Value	Label	Cases	Percentage
99	Skipped	3270	100.0%
Sysmiss		2570	
<i>Warning: these figures indicate the number of cases found in the data file. They cannot be interpreted as summary statistics of the population of interest.</i>			
<b># pq53: 2. Which district, candidate did you vote for?(2nd district, Nantou County)</b>			
<b>Information</b>	[Type= discrete] [Format=numeric] [Range= 1-99] [Missing=*]		
<b>Statistics [NW/ W]</b>	[Valid=3271 /-] [Invalid=2570 /-]		
Value	Label	Cases	Percentage
1	Hsu, Shu-Hua(KMT)	25	0.8%
2	Tsai, Huang Liang(DPP)	18	0.6%
89	Didn't pick up the ballot	1	0.0%
91	Forget	2	0.1%
92	Not eligible to vote	0	
93	Didn't turnout to vote	3	0.1%
94	Cast invalid vote	1	0.0%
95	Refuse to answer	6	0.2%
99	Skipped	3215	98.3%
Sysmiss		2570	
<i>Warning: these figures indicate the number of cases found in the data file. They cannot be interpreted as summary statistics of the population of interest.</i>			
<b># pq54: 2a. Is this the candidate that you want to vote for most in the beginning?(2nd district, Nantou County)</b>			
<b>Information</b>	[Type= discrete] [Format=numeric] [Range= 1-99] [Missing=*]		
<b>Statistics [NW/ W]</b>	[Valid=3271 /-] [Invalid=2570 /-]		
Value	Label	Cases	Percentage
1	Yes	33	1.0%
2	NO	10	0.3%
95	Refuse to answer	0	
99	Skipped	3228	98.7%
Sysmiss		2570	
<i>Warning: these figures indicate the number of cases found in the data file. They cannot be interpreted as summary statistics of the population of interest.</i>			
<b># pq55: 2b. Who is the person you want to vote for most in the beginning?(2nd district, Nantou County)</b>			
<b>Information</b>	[Type= discrete] [Format=numeric] [Range= 1-99] [Missing=*]		
<b>Statistics [NW/ W]</b>	[Valid=3271 /-] [Invalid=2570 /-]		
Value	Label	Cases	Percentage
1	Hsu, Shu-Hua(KMT)	1	0.0%
2	Tsai, Huang Liang(DPP)	1	0.0%
91	Didn't intend to vote	8	0.2%
95	Refuse to answer	0	
99	Skipped	3261	99.7%
Sysmiss		2570	
<i>Warning: these figures indicate the number of cases found in the data file. They cannot be interpreted as summary statistics of the population of interest.</i>			
<b># pq56: 2. Which district, candidate did you vote for?(1st district, Yunlin County)</b>			
<b>Information</b>	[Type= discrete] [Format=numeric] [Range= 1-99] [Missing=*]		
<b>Statistics [NW/ W]</b>	[Valid=3271 /-] [Invalid=2570 /-]		

<b># pq56: 2.Which district, candidate did you vote for?(1st district,Yunlin County)</b>			
<b>Value</b>	<b>Label</b>	<b>Cases</b>	<b>Percentage</b>
1	Chang Jung-Chi(KMT)	14	0.4%
2	Su, Chin Feng(DPP)	26	0.8%
15	Lin, Fu-Yuan(Trees Party)	0	
89	Didn't pick up the ballot	1	0.0%
91	Forget	4	0.1%
92	Not eligible to vote	0	
93	Didn't turnout to vote	9	0.3%
94	Cast invalid vote	3	0.1%
95	Refuse to answer	6	0.2%
99	Skipped	3208	98.1%
Sysmiss		2570	
<i>Warning: these figures indicate the number of cases found in the data file. They cannot be interpreted as summary statistics of the population of interest.</i>			
<b># pq57: 2a.Is this the candidate that you want to vote for most in the beginning?(1st district,Yunlin County)</b>			
<b>Information</b>	[Type= discrete] [Format=numeric] [Range= 1-99] [Missing=*]		
<b>Statistics [NW/ W]</b>	[Valid=3271 /-] [Invalid=2570 /-]		
<b>Value</b>	<b>Label</b>	<b>Cases</b>	<b>Percentage</b>
1	Yes	35	1.1%
2	NO	5	0.2%
95	Refuse to answer	0	
99	Skipped	3231	98.8%
Sysmiss		2570	
<i>Warning: these figures indicate the number of cases found in the data file. They cannot be interpreted as summary statistics of the population of interest.</i>			
<b># pq58: 2b.Who is the person you want to vote for most in the beginning?(1st district, Yunlin County)</b>			
<b>Information</b>	[Type= discrete] [Format=numeric] [Range= 1-99] [Missing=*]		
<b>Statistics [NW/ W]</b>	[Valid=3271 /-] [Invalid=2570 /-]		
<b>Value</b>	<b>Label</b>	<b>Cases</b>	<b>Percentage</b>
1	Chang Jung-Chi(KMT)	0	
2	Su, Chin Feng(DPP)	1	0.0%
15	Lin, Fu-Yuan(Trees Party)	0	
91	Didn't intend to vote	4	0.1%
95	Refuse to answer	0	
99	Skipped	3266	99.8%
Sysmiss		2570	
<i>Warning: these figures indicate the number of cases found in the data file. They cannot be interpreted as summary statistics of the population of interest.</i>			
<b># pq59: 2.Which district, candidate did you vote for?(2nd district, Yunlin County)</b>			
<b>Information</b>	[Type= discrete] [Format=numeric] [Range= 1-99] [Missing=*]		
<b>Statistics [NW/ W]</b>	[Valid=3271 /-] [Invalid=2570 /-]		
<b>Value</b>	<b>Label</b>	<b>Cases</b>	<b>Percentage</b>
1	Wu, Wei Chih(KMT)	7	0.2%
2	Liu, Chien Kuo(DPP)	45	1.4%
15	Chang, Chia-Wei(Trees Party)	0	
17	Wang, Wei-Ting(New Power Party)	3	0.1%
89	Didn't pick up the ballot	1	0.0%

<b># pq59: 2.Which district, candidate did you vote for?(2nd district, Yunlin County)</b>			
<b>Value</b>	<b>Label</b>	<b>Cases</b>	<b>Percentage</b>
91	Forget	1	0.0%
92	Not eligible to vote	0	
93	Didn't turnout to vote	10	0.3%
94	Cast invalid vote	1	0.0%
95	Refuse to answer	5	0.2%
99	Skipped	3198	97.8%
Sysmiss		2570	
<i>Warning: these figures indicate the number of cases found in the data file. They cannot be interpreted as summary statistics of the population of interest.</i>			
<b># pq60: 2a.Is this the candidate that you want to vote for most in the beginning?(2nd district, Yunlin County)</b>			
<b>Information</b>	[Type= discrete] [Format=numeric] [Range= 1-99] [Missing=*]		
<b>Statistics [NW/ W]</b>	[Valid=3271 /-] [Invalid=2570 /-]		
<b>Value</b>	<b>Label</b>	<b>Cases</b>	<b>Percentage</b>
1	Yes	53	1.6%
2	NO	2	0.1%
95	Refuse to answer	0	
99	Skipped	3216	98.3%
Sysmiss		2570	
<i>Warning: these figures indicate the number of cases found in the data file. They cannot be interpreted as summary statistics of the population of interest.</i>			
<b># pq61: 2b.Who is the person you want to vote for most in the beginning?(2nd district, Yunlin County)</b>			
<b>Information</b>	[Type= discrete] [Format=numeric] [Range= 1-99] [Missing=*]		
<b>Statistics [NW/ W]</b>	[Valid=3271 /-] [Invalid=2570 /-]		
<b>Value</b>	<b>Label</b>	<b>Cases</b>	<b>Percentage</b>
1	Wu, Wei Chih(KMT)	0	
2	Liu, Chien Kuo(DPP)	0	
15	Chang, Chia-Wei(Trees Party)	0	
17	Wang, Wei-Ting(New Power Party)	0	
91	Didn't intend to vote	2	0.1%
95	Refuse to answer	0	
99	Skipped	3269	99.9%
Sysmiss		2570	
<i>Warning: these figures indicate the number of cases found in the data file. They cannot be interpreted as summary statistics of the population of interest.</i>			
<b># pq62: 2.Which district, candidate did you vote for?(1st district, Chiayi County)</b>			
<b>Information</b>	[Type= discrete] [Format=numeric] [Range= 1-99] [Missing=*]		
<b>Statistics [NW/ W]</b>	[Valid=3271 /-] [Invalid=2570 /-]		
<b>Value</b>	<b>Label</b>	<b>Cases</b>	<b>Percentage</b>
1	Lin, Chiang-Chuan(KMT)	12	0.4%
2	Tsai, Yi-Yu(DPP)	20	0.6%
26	Chiu, Kun-Lung(Independent)	0	
89	Didn't pick up the ballot	0	
91	Forget	0	
92	Not eligible to vote	0	
93	Didn't turnout to vote	4	0.1%
94	Cast invalid vote	0	

<b># pq62: 2.Which district, candidate did you vote for?(1st district, Chiayi County)</b>			
<b>Value</b>	<b>Label</b>	<b>Cases</b>	<b>Percentage</b>
95	Refuse to answer	8	0.2%
99	Skipped	3227	98.7%
Sysmiss		2570	
<i>Warning: these figures indicate the number of cases found in the data file. They cannot be interpreted as summary statistics of the population of interest.</i>			
<b># pq63: 2a.Is this the candidate that you want to vote for most in the beginning?(1st district, Chiayi County)</b>			
<b>Information</b>	[Type= discrete] [Format=numeric] [Range= 1-99] [Missing=*]		
<b>Statistics [NW/ W]</b>	[Valid=3271 /-] [Invalid=2570 /-]		
<b>Value</b>	<b>Label</b>	<b>Cases</b>	<b>Percentage</b>
1	Yes	28	0.9%
2	NO	4	0.1%
95	Refuse to answer	0	
99	Skipped	3239	99.0%
Sysmiss		2570	
<i>Warning: these figures indicate the number of cases found in the data file. They cannot be interpreted as summary statistics of the population of interest.</i>			
<b># pq64: 2b.Who is the person you want to vote for most in the beginning?(1st district, Chiayi County)</b>			
<b>Information</b>	[Type= discrete] [Format=numeric] [Range= 1-99] [Missing=*]		
<b>Statistics [NW/ W]</b>	[Valid=3271 /-] [Invalid=2570 /-]		
<b>Value</b>	<b>Label</b>	<b>Cases</b>	<b>Percentage</b>
1	Lin, Chiang-Chuan(KMT)	0	
2	Tsai, Yi-Yu(DPP)	2	0.1%
26	Chiu, Kun-Lung(Independent)	0	
91	Didn't intend to vote	2	0.1%
95	Refuse to answer	0	
99	Skipped	3267	99.9%
Sysmiss		2570	
<i>Warning: these figures indicate the number of cases found in the data file. They cannot be interpreted as summary statistics of the population of interest.</i>			
<b># pq65: 2.Which district, candidate did you vote for?(2nd district, Chiayi County)</b>			
<b>Information</b>	[Type= discrete] [Format=numeric] [Range= 1-99] [Missing=*]		
<b>Statistics [NW/ W]</b>	[Valid=3271 /-] [Invalid=2570 /-]		
<b>Value</b>	<b>Label</b>	<b>Cases</b>	<b>Percentage</b>
1	Lin, Yu-Ling(KMT)	6	0.2%
2	Chen, Ming-Wen(DPP)	14	0.4%
8	Lai, Ching-Min(Constitutional Conventions of Taiwan)	3	0.1%
89	Didn't pick up the ballot	0	
91	Forget	0	
92	Not eligible to vote	0	
93	Didn't turnout to vote	8	0.2%
94	Cast invalid vote	2	0.1%
95	Refuse to answer	4	0.1%
99	Skipped	3234	98.9%
Sysmiss		2570	
<i>Warning: these figures indicate the number of cases found in the data file. They cannot be interpreted as summary statistics of the population of interest.</i>			

<b># pq66: 2a.Is this the candidate that you want to vote for most in the beginning?(2nd district, Chiayi County)</b>			
<b>Information</b>		[Type= discrete] [Format=numeric] [Range= 1-99] [Missing=*]	
<b>Statistics [NW/ W]</b>		[Valid=3271 /-] [Invalid=2570 /-]	
<b>Value</b>	<b>Label</b>	<b>Cases</b>	<b>Percentage</b>
1	Yes	17	0.5%
2	NO	6	0.2%
95	Refuse to answer	0	
99	Skipped	3248	99.3%
Sysmiss		2570	
<i>Warning: these figures indicate the number of cases found in the data file. They cannot be interpreted as summary statistics of the population of interest.</i>			
<b># pq67: 2b.Who is the person you want to vote for most in the beginning?(2nd district, Chiayi County)</b>			
<b>Information</b>		[Type= discrete] [Format=numeric] [Range= 1-99] [Missing=*]	
<b>Statistics [NW/ W]</b>		[Valid=3271 /-] [Invalid=2570 /-]	
<b>Value</b>	<b>Label</b>	<b>Cases</b>	<b>Percentage</b>
1	Lin, Yu-Ling(KMT)	1	0.0%
2	Chen, Ming-Wen(DPP)	0	
8	Lai, Ching-Min(Constitutional Conventions of Taiwan)	0	
91	Didn't intend to vote	5	0.2%
95	Refuse to answer	0	
99	Skipped	3265	99.8%
Sysmiss		2570	
<i>Warning: these figures indicate the number of cases found in the data file. They cannot be interpreted as summary statistics of the population of interest.</i>			
<b># pq68: 2.Which district, candidate did you vote for?(1st district,Penghu County)</b>			
<b>Information</b>		[Type= discrete] [Format=numeric] [Range= 1-99] [Missing=*]	
<b>Statistics [NW/ W]</b>		[Valid=3271 /-] [Invalid=2570 /-]	
<b>Value</b>	<b>Label</b>	<b>Cases</b>	<b>Percentage</b>
1	Liao, Wan-Ju(KMT)	7	0.2%
2	Su, Zhen Qing(DPP)	18	0.6%
89	Didn't pick up the ballot	0	
91	Forget	1	0.0%
92	Not eligible to vote	1	0.0%
93	Didn't turnout to vote	4	0.1%
94	Cast invalid vote	2	0.1%
95	Refuse to answer	3	0.1%
99	Skipped	3235	98.9%
Sysmiss		2570	
<i>Warning: these figures indicate the number of cases found in the data file. They cannot be interpreted as summary statistics of the population of interest.</i>			
<b># pq69: 2a.Is this the candidate that you want to vote for most in the beginning?(1st district, Penghu County)</b>			
<b>Information</b>		[Type= discrete] [Format=numeric] [Range= 1-99] [Missing=*]	
<b>Statistics [NW/ W]</b>		[Valid=3271 /-] [Invalid=2570 /-]	
<b>Value</b>	<b>Label</b>	<b>Cases</b>	<b>Percentage</b>
1	Yes	24	0.7%
2	NO	1	0.0%
95	Refuse to answer	0	

<b># pq69: 2a.Is this the candidate that you want to vote for most in the beginning?(1st district, Penghu County)</b>			
Value	Label	Cases	Percentage
99	Skipped	3246	99.2%
Sysmiss		2570	
<i>Warning: these figures indicate the number of cases found in the data file. They cannot be interpreted as summary statistics of the population of interest.</i>			
<b># pq70: 2b.Who is the person you want to vote for most in the beginning?(1st district,Penghu County)</b>			
<b>Information</b>	[Type= discrete] [Format=numeric] [Range= 1-99] [Missing=*]		
<b>Statistics [NW/ W]</b>	[Valid=3271 /-] [Invalid=2570 /-]		
Value	Label	Cases	Percentage
1	Liao, Wan-Ju(KMT)	0	
2	Su, Zhen Qing(DPP)	0	
91	Didn't intend to vote	1	0.0%
95	Refuse to answer	0	
99	Skipped	3270	100.0%
Sysmiss		2570	
<i>Warning: these figures indicate the number of cases found in the data file. They cannot be interpreted as summary statistics of the population of interest.</i>			
<b># pq71: 2.Which district, candidate did you vote for?(2nd district,Penghu County)</b>			
<b>Information</b>	[Type= discrete] [Format=numeric] [Range= 1-99] [Missing=*]		
<b>Statistics [NW/ W]</b>	[Valid=3271 /-] [Invalid=2570 /-]		
Value	Label	Cases	Percentage
1	Wang, Chin-Shih(KMT)	12	0.4%
2	Chung, Chia-Pin(DPP)	13	0.4%
89	Didn't pick up the ballot	2	0.1%
91	Forget	1	0.0%
92	Not eligible to vote	0	
93	Didn't turnout to vote	3	0.1%
94	Cast invalid vote	0	
95	Refuse to answer	6	0.2%
99	Skipped	3234	98.9%
Sysmiss		2570	
<i>Warning: these figures indicate the number of cases found in the data file. They cannot be interpreted as summary statistics of the population of interest.</i>			
<b># pq72: 2a.Is this the candidate that you want to vote for most in the beginning?(2nd district, Penghu County)</b>			
<b>Information</b>	[Type= discrete] [Format=numeric] [Range= 1-99] [Missing=*]		
<b>Statistics [NW/ W]</b>	[Valid=3271 /-] [Invalid=2570 /-]		
Value	Label	Cases	Percentage
1	Yes	20	0.6%
2	NO	4	0.1%
95	Refuse to answer	1	0.0%
99	Skipped	3246	99.2%
Sysmiss		2570	
<i>Warning: these figures indicate the number of cases found in the data file. They cannot be interpreted as summary statistics of the population of interest.</i>			
<b># pq73: 2b.Who is the person you want to vote for most in the beginning?(2nd district, Penghu County)</b>			
<b>Information</b>	[Type= discrete] [Format=numeric] [Range= 1-99] [Missing=*]		
<b>Statistics [NW/ W]</b>	[Valid=3271 /-] [Invalid=2570 /-]		

# pq73: 2b. Who is the person you want to vote for most in the beginning?(2nd district, Penghu County)

Value	Label	Cases	Percentage
1	Wang, Chin-Shih(KMT)	1	0.0%
2	Chung, Chia-Pin(DPP)	1	0.0%
91	Didn't intend to vote	2	0.1%
95	Refuse to answer	0	
99	Skipped	3267	99.9%
Sysmiss		2570	

Warning: these figures indicate the number of cases found in the data file. They cannot be interpreted as summary statistics of the population of interest.

# pq74: 2. Which district, candidate did you vote for?(3rd district, Penghu County)

<b>Information</b>	[Type= discrete] [Format=numeric] [Range= 1-99] [Missing=*]
<b>Statistics [NW/ W]</b>	[Valid=3271 /-] [Invalid=2570 /-]

Value	Label	Cases	Percentage
1	Hsu, Chin Ju(KMT)	4	0.1%
2	Chuang, Jui-Hsuing(DPP)	16	0.5%
7	Chang, Chao-Yang(Unionist Party)	0	
19	Ding, Yong Zhi(Free Taiwan Party)	0	
26	Huang, Chao-Chang(Independent)	10	0.3%
89	Didn't pick up the ballot	0	
91	Forget	0	
92	Not eligible to vote	0	
93	Didn't turnout to vote	5	0.2%
94	Cast invalid vote	0	
95	Refuse to answer	4	0.1%
99	Skipped	3232	98.8%
Sysmiss		2570	

Warning: these figures indicate the number of cases found in the data file. They cannot be interpreted as summary statistics of the population of interest.

# pq75: 2a. Is this the candidate that you want to vote for most in the beginning?(3rd district, Penghu County)

<b>Information</b>	[Type= discrete] [Format=numeric] [Range= 1-99] [Missing=*]
<b>Statistics [NW/ W]</b>	[Valid=3271 /-] [Invalid=2570 /-]

Value	Label	Cases	Percentage
1	Yes	25	0.8%
2	NO	5	0.2%
95	Refuse to answer	0	
99	Skipped	3241	99.1%
Sysmiss		2570	

Warning: these figures indicate the number of cases found in the data file. They cannot be interpreted as summary statistics of the population of interest.

# pq76: 2b. Who is the person you want to vote for most in the beginning?(3rd district, Penghu County)

<b>Information</b>	[Type= discrete] [Format=numeric] [Range= 1-99] [Missing=*]
<b>Statistics [NW/ W]</b>	[Valid=3271 /-] [Invalid=2570 /-]

Value	Label	Cases	Percentage
1	Hsu, Chin Ju(KMT)	1	0.0%
2	Chuang, Jui-Hsuing(DPP)	0	
7	Chang, Chao-Yang(Unionist Party)	0	
19	Ding, Yong Zhi(Free Taiwan Party)	0	



# pq76: 2b. Who is the person you want to vote for most in the beginning?(3rd district, Penghu County)

Value	Label	Cases	Percentage
26	Huang, Chao-Chang(Independent)	1	0.0%
91	Didn't intend to vote	3	0.1%
95	Refuse to answer	0	
99	Skipped	3266	99.8%
Sysmiss		2570	

Warning: these figures indicate the number of cases found in the data file. They cannot be interpreted as summary statistics of the population of interest.

# pq77: 2. Which district, candidate did you vote for?(Taitung County single district)

<b>Information</b>	[Type= discrete] [Format=numeric] [Range= 1-99] [Missing=*]
<b>Statistics [NW/ W]</b>	[Valid=3271 /-] [Invalid=2570 /-]

Value	Label	Cases	Percentage
1	Chen, Chien-Ke(KMT)	2	0.1%
2	Liu, Chao-Hao(DPP)	9	0.3%
89	Didn't pick up the ballot	0	
91	Forget	1	0.0%
92	Not eligible to vote	0	
93	Didn't turnout to vote	4	0.1%
94	Cast invalid vote	0	
95	Refuse to answer	1	0.0%
99	Skipped	3254	99.5%
Sysmiss		2570	

Warning: these figures indicate the number of cases found in the data file. They cannot be interpreted as summary statistics of the population of interest.

# pq78: 2a. Is this the candidate that you want to vote for most in the beginning?(Taitung County single district)

<b>Information</b>	[Type= discrete] [Format=numeric] [Range= 1-99] [Missing=*]
<b>Statistics [NW/ W]</b>	[Valid=3271 /-] [Invalid=2570 /-]

Value	Label	Cases	Percentage
1	Yes	10	0.3%
2	NO	1	0.0%
95	Refuse to answer	0	
99	Skipped	3260	99.7%
Sysmiss		2570	

Warning: these figures indicate the number of cases found in the data file. They cannot be interpreted as summary statistics of the population of interest.

# pq79: 2b. Who is the person you want to vote for most in the beginning?(Taitung County single district)

<b>Information</b>	[Type= discrete] [Format=numeric] [Range= 1-99] [Missing=*]
<b>Statistics [NW/ W]</b>	[Valid=3271 /-] [Invalid=2570 /-]

Value	Label	Cases	Percentage
1	Chen, Chien-Ke(KMT)	0	
2	Liu, Chao-Hao(DPP)	0	
91	Didn't intend to vote	1	0.0%
95	Refuse to answer	0	
99	Skipped	3270	100.0%
Sysmiss		2570	

Warning: these figures indicate the number of cases found in the data file. They cannot be interpreted as summary statistics of the population of interest.

<b># pq80: 2.Which district, candidate did you vote for?(Hualien County single district)</b>			
<b>Information</b>	[Type= discrete] [Format=numeric] [Range= 1-99] [Missing=*]		
<b>Statistics [NW/ W]</b>	[Valid=3271 /-] [Invalid=2570 /-]		
<b>Value</b>	<b>Label</b>	<b>Cases</b>	<b>Percentage</b>
1	Wang, Ting Sheng(KMT)	12	0.4%
2	Xiao, Mei Qin(DPP)	20	0.6%
22	Yang, Wu Kong(Pan-Pacific E.P. Union Party)	0	
26	Huang, Shi Peng(Independent)	0	
89	Didn't pick up the ballot	0	
91	Forget	0	
92	Not eligible to vote	0	
93	Didn't turnout to vote	4	0.1%
94	Cast invalid vote	3	0.1%
95	Refuse to answer	3	0.1%
99	Skipped	3229	98.7%
Sysmiss		2570	
<i>Warning: these figures indicate the number of cases found in the data file. They cannot be interpreted as summary statistics of the population of interest.</i>			
<b># pq81: 2a.Is this the candidate that you want to vote for most in the beginning?(Hualien County single district)</b>			
<b>Information</b>	[Type= discrete] [Format=numeric] [Range= 1-99] [Missing=*]		
<b>Statistics [NW/ W]</b>	[Valid=3271 /-] [Invalid=2570 /-]		
<b>Value</b>	<b>Label</b>	<b>Cases</b>	<b>Percentage</b>
1	Yes	30	0.9%
2	NO	2	0.1%
95	Refuse to answer	0	
99	Skipped	3239	99.0%
Sysmiss		2570	
<i>Warning: these figures indicate the number of cases found in the data file. They cannot be interpreted as summary statistics of the population of interest.</i>			
<b># pq82: 2b.Who is the person you want to vote for most in the beginning?(Hualien County single district)</b>			
<b>Information</b>	[Type= discrete] [Format=numeric] [Range= 1-99] [Missing=*]		
<b>Statistics [NW/ W]</b>	[Valid=3271 /-] [Invalid=2570 /-]		
<b>Value</b>	<b>Label</b>	<b>Cases</b>	<b>Percentage</b>
1	Wang, Ting Sheng(KMT)	0	
2	Xiao, Mei Qin(DPP)	0	
22	Yang, Wu Kong(Pan-Pacific E.P. Union Party)	0	
26	Huang, Shi Peng(Independent)	0	
91	Didn't intend to vote	2	0.1%
95	Refuse to answer	0	
99	Skipped	3269	99.9%
Sysmiss		2570	
<i>Warning: these figures indicate the number of cases found in the data file. They cannot be interpreted as summary statistics of the population of interest.</i>			
<b># pq83: 2.Which district, candidate did you vote for?(Penghu County single district)</b>			
<b>Information</b>	[Type= discrete] [Format=numeric] [Range= 1-99] [Missing=*]		
<b>Statistics [NW/ W]</b>	[Valid=3271 /-] [Invalid=2570 /-]		

# pq83: 2.Which district, candidate did you vote for?(Penghu County single district)

Value	Label	Cases	Percentage
1	Chen, Shuang Chuan(KMT)	2	0.1%
2	Yang, Yao(DPP)	1	0.0%
6	Huang, Han-Tung(Taiwan Labor Party)	0	
15	Sheng, I Che(Trees Party)	2	0.1%
89	Didn't pick up the ballot	0	
91	Forget	0	
92	Not eligible to vote	0	
93	Didn't turnout to vote	1	0.0%
94	Cast invalid vote	0	
95	Refuse to answer	0	
99	Skipped	3265	99.8%
Sysmiss		2570	

Warning: these figures indicate the number of cases found in the data file. They cannot be interpreted as summary statistics of the population of interest.

# pq84: 2a.Is this the candidate that you want to vote for most in the beginning?(Penghu County single district)

<b>Information</b>	[Type= discrete] [Format=numeric] [Range= 1-99] [Missing=*]
<b>Statistics [NW/ W]</b>	[Valid=3271 /-] [Invalid=2570 /-]

Value	Label	Cases	Percentage
1	Yes	5	0.2%
2	NO	0	
95	Refuse to answer	0	
99	Skipped	3266	99.8%
Sysmiss		2570	

Warning: these figures indicate the number of cases found in the data file. They cannot be interpreted as summary statistics of the population of interest.

# pq85: 2b.Who is the person you want to vote for most in the beginning?(Penghu County single district)

<b>Information</b>	[Type= discrete] [Format=numeric] [Range= 1-99] [Missing=*]
<b>Statistics [NW/ W]</b>	[Valid=3271 /-] [Invalid=2570 /-]

Value	Label	Cases	Percentage
1	Chen, Shuang Chuan(KMT)	0	
2	Yang, Yao(DPP)	0	
6	Huang, Han-Tung(Taiwan Labor Party)	0	
15	Sheng, I Che(Trees Party)	0	
91	Didn't intend to vote	0	
95	Refuse to answer	0	
99	Skipped	3271	100.0%
Sysmiss		2570	

Warning: these figures indicate the number of cases found in the data file. They cannot be interpreted as summary statistics of the population of interest.

# pq86: 2.Which district, candidate did you vote for?(Keelung City single district)

<b>Information</b>	[Type= discrete] [Format=numeric] [Range= 1-99] [Missing=*]
<b>Statistics [NW/ W]</b>	[Valid=3271 /-] [Invalid=2570 /-]

Value	Label	Cases	Percentage
1	Hau, Lung-Bin(KMT)	19	0.6%
2	Tsa,i Shi Ying(DPP)	17	0.5%
3	Liu, Wen-Hsiung(PFP)	7	0.2%

<b># pq86: 2.Which district, candidate did you vote for?(Keelung City single district)</b>			
<b>Value</b>	<b>Label</b>	<b>Cases</b>	<b>Percentage</b>
18	Yang, Shi Cheng(Republican Party)	4	0.1%
89	Didn't pick up the ballot	0	
91	Forget	0	
92	Not eligible to vote	0	
93	Didn't turnout to vote	4	0.1%
94	Cast invalid vote	1	0.0%
95	Refuse to answer	3	0.1%
99	Skipped	3216	98.3%
Sysmiss		2570	
<i>Warning: these figures indicate the number of cases found in the data file. They cannot be interpreted as summary statistics of the population of interest.</i>			
<b># pq87: 2a.Is this the candidate that you want to vote for most in the beginning?(Keelung City single district)</b>			
<b>Information</b>	[Type= discrete] [Format=numeric] [Range= 1-99] [Missing=*]		
<b>Statistics [NW/ W]</b>	[Valid=3271 /-] [Invalid=2570 /-]		
<b>Value</b>	<b>Label</b>	<b>Cases</b>	<b>Percentage</b>
1	Yes	39	1.2%
2	NO	8	0.2%
95	Refuse to answer	0	
99	Skipped	3224	98.6%
Sysmiss		2570	
<i>Warning: these figures indicate the number of cases found in the data file. They cannot be interpreted as summary statistics of the population of interest.</i>			
<b># pq88: 2b.Who is the person you want to vote for most in the beginning?(Keelung City single district)</b>			
<b>Information</b>	[Type= discrete] [Format=numeric] [Range= 1-99] [Missing=*]		
<b>Statistics [NW/ W]</b>	[Valid=3271 /-] [Invalid=2570 /-]		
<b>Value</b>	<b>Label</b>	<b>Cases</b>	<b>Percentage</b>
1	Hau, Lung-Bin(KMT)	1	0.0%
2	Tsa,i Shi Ying(DPP)	0	
3	Liu, Wen-Hsiung(PFP)	2	0.1%
18	Yang, Shi Cheng(Republican Party)	1	0.0%
91	Didn't intend to vote	4	0.1%
95	Refuse to answer	0	
99	Skipped	3263	99.8%
Sysmiss		2570	
<i>Warning: these figures indicate the number of cases found in the data file. They cannot be interpreted as summary statistics of the population of interest.</i>			
<b># pq89: 2.Which district, candidate did you vote for?(Hsinchu City single district)</b>			
<b>Information</b>	[Type= discrete] [Format=numeric] [Range= 1-99] [Missing=*]		
<b>Statistics [NW/ W]</b>	[Valid=3271 /-] [Invalid=2570 /-]		
<b>Value</b>	<b>Label</b>	<b>Cases</b>	<b>Percentage</b>
1	Cheng, Cheng Chien(KMT)	7	0.2%
2	Ke, Jian Ming(DPP)	14	0.4%
3	Ou, Chung-Ching(PFP)	1	0.0%
14	Wei, Bert(Military, Civil, and Faculty Alliance Party)	0	
17	Chiu, Hsieh-Chih(New Power Party)	5	0.2%
19	Lin, Chia-Yu(Free Taiwan Party)	0	

<b># pq89: 2.Which district, candidate did you vote for?(Hsinchu City single district)</b>			
<b>Value</b>	<b>Label</b>	<b>Cases</b>	<b>Percentage</b>
26	Zeng, Yao Cheng(Independent)	0	
27	Huang ,Yuan-Fu(Independent)	0	
28	Wang, Rong De(Independent)	0	
29	Wu, Shu-Min(Independent)	0	
89	Didn't pick up the ballot	0	
91	Forget	0	
92	Not eligible to vote	0	
93	Didn't turnout to vote	3	0.1%
94	Cast invalid vote	0	
95	Refuse to answer	3	0.1%
99	Skipped	3238	99.0%
Sysmiss		2570	
<i>Warning: these figures indicate the number of cases found in the data file. They cannot be interpreted as summary statistics of the population of interest.</i>			
<b># pq90: 2a.Is this the candidate that you want to vote for most in the beginning?(Hsinchu City single district)</b>			
<b>Information</b>	[Type= discrete] [Format=numeric] [Range= 1-99] [Missing=*]		
<b>Statistics [NW/ W]</b>	[Valid=3271 /-] [Invalid=2570 /-]		
<b>Value</b>	<b>Label</b>	<b>Cases</b>	<b>Percentage</b>
1	Yes	24	0.7%
2	NO	4	0.1%
95	Refuse to answer	0	
99	Skipped	3243	99.1%
Sysmiss		2570	
<i>Warning: these figures indicate the number of cases found in the data file. They cannot be interpreted as summary statistics of the population of interest.</i>			
<b># pq91: 2b.Who is the person you want to vote for most in the beginning?(Hsinchu City single district)</b>			
<b>Information</b>	[Type= discrete] [Format=numeric] [Range= 1-99] [Missing=*]		
<b>Statistics [NW/ W]</b>	[Valid=3271 /-] [Invalid=2570 /-]		
<b>Value</b>	<b>Label</b>	<b>Cases</b>	<b>Percentage</b>
1	Cheng, Cheng Chien(KMT)	0	
2	Ke, Jian Ming(DPP)	0	
3	Ou, Chung-Ching(PFP)	0	
14	Wei, Bert(Military, Civil, and Faculty Alliance Party)	0	
17	Chiu, Hsieh-Chih(New Power Party)	2	0.1%
19	Lin, Chia-Yu(Free Taiwan Party)	0	
26	Zeng, Yao Cheng(Independent)	0	
27	Huang ,Yuan-Fu(Independent)	0	
28	Wang, Rong De(Independent)	0	
29	Wu, Shu-Min(Independent)	0	
91	Didn't intend to vote	2	0.1%
95	Refuse to answer	0	
99	Skipped	3267	99.9%
Sysmiss		2570	
<i>Warning: these figures indicate the number of cases found in the data file. They cannot be interpreted as summary statistics of the population of interest.</i>			

# pq92: 2.Which district, candidate did you vote for?(Chiayi City single district)			
Information		[Type= discrete] [Format=numeric] [Range= 1-99] [Missing=*]	
Statistics [NW/ W]		[Valid=3271 /-] [Invalid=2570 /-]	
Value	Label	Cases	Percentage
1	Wu, Yu-Jen(KMT)	9	0.3%
2	Lee, Chun-Yi(DPP)	10	0.3%
26	Weng, Shou-liang(Independent)	5	0.2%
27	Huang, Hung-Chen-Taiwan-Ah-Chen-World-Great-Person-Rich-Pres	1	0.0%
89	Didn't pick up the ballot	0	
91	Forget	0	
92	Not eligible to vote	0	
93	Didn't turnout to vote	8	0.2%
94	Cast invalid vote	0	
95	Refuse to answer	7	0.2%
99	Skipped	3231	98.8%
Sysmiss		2570	
<i>Warning: these figures indicate the number of cases found in the data file. They cannot be interpreted as summary statistics of the population of interest.</i>			
# pq93: 2a.Is this the candidate that you want to vote for most in the beginning?(Chiayi City single district)			
Information		[Type= discrete] [Format=numeric] [Range= 1-99] [Missing=*]	
Statistics [NW/ W]		[Valid=3271 /-] [Invalid=2570 /-]	
Value	Label	Cases	Percentage
1	Yes	22	0.7%
2	NO	4	0.1%
95	Refuse to answer	0	
99	Skipped	3245	99.2%
Sysmiss		2570	
<i>Warning: these figures indicate the number of cases found in the data file. They cannot be interpreted as summary statistics of the population of interest.</i>			
# pq94: 2b.Who is the person you want to vote for most in the beginning?(Chiayi City single district)			
Information		[Type= discrete] [Format=numeric] [Range= 1-99] [Missing=*]	
Statistics [NW/ W]		[Valid=3271 /-] [Invalid=2570 /-]	
Value	Label	Cases	Percentage
1	Wu, Yu-Jen(KMT)	0	
2	Lee, Chun-Yi(DPP)	2	0.1%
26	Weng, Shou-liang(Independent)	0	
27	Huang, Hung-Chen-Taiwan-Ah-Chen-World-Great-Person-Rich-Pres	0	
91	Didn't intend to vote	2	0.1%
95	Refuse to answer	0	
99	Skipped	3267	99.9%
Sysmiss		2570	
<i>Warning: these figures indicate the number of cases found in the data file. They cannot be interpreted as summary statistics of the population of interest.</i>			
# pq95: 2.Which district, candidate did you vote for?(Kinmen County single district)			
Information		[Type= discrete] [Format=numeric] [Range= 1-99] [Missing=*]	
Statistics [NW/ W]		[Valid=3271 /-] [Invalid=2570 /-]	

# pq95: 2.Which district, candidate did you vote for?(Kinmen County single district)

Value	Label	Cases	Percentage
1	Yang, Cheng-Wu(KMT)	0	
2	Chen, Tsang-Chiang(DPP)	0	
3	Wu, Cherng-Dean(NP)	0	
6	Chen, Te-Hui(Taiwan Labor Party)	0	
14	Kao, Dan-Hwa(Military, Civil, and Faculty Alliance Party)	0	
26	Chang, Cheng-Fa(Independent)	0	
27	Hong, Zhi Heng(Independent)	0	
28	Tony Chen Ton Lee(Independent)	0	
89	Didn't pick up the ballot	0	
91	Forget	0	
92	Not eligible to vote	0	
93	Didn't turnout to vote	9	0.3%
94	Cast invalid vote	0	
95	Refuse to answer	0	
99	Skipped	3262	99.7%
Sysmiss		2570	

Warning: these figures indicate the number of cases found in the data file. They cannot be interpreted as summary statistics of the population of interest.

# pq96: 2a.Is this the candidate that you want to vote for most in the beginning?(Kinmen County single district)

<b>Information</b>	[Type= discrete] [Format=numeric] [Range= 1-99] [Missing=*]
<b>Statistics [NW/ W]</b>	[Valid=3271 /-] [Invalid=2570 /-]

Value	Label	Cases	Percentage
1	Yes	0	
2	NO	0	
95	Refuse to answer	0	
99	Skipped	3271	100.0%
Sysmiss		2570	

Warning: these figures indicate the number of cases found in the data file. They cannot be interpreted as summary statistics of the population of interest.

# pq97: 2b.Who is the person you want to vote for most in the beginning?(Kinmen County single district)

<b>Information</b>	[Type= discrete] [Format=numeric] [Range= 1-99] [Missing=*]
<b>Statistics [NW/ W]</b>	[Valid=3271 /-] [Invalid=2570 /-]

Value	Label	Cases	Percentage
1	Yang, Cheng-Wu(KMT)	0	
2	Chen, Tsang-Chiang(DPP)	0	
3	Wu, Cherng-Dean(NP)	0	
6	Chen, Te-Hui(Taiwan Labor Party)	0	
14	Kao, Dan-Hwa(Military, Civil, and Faculty Alliance Party)	0	
26	Chang, Cheng-Fa(Independent)	0	
27	Hong, Zhi Heng(Independent)	0	
28	Tony Chen Ton Lee(Independent)	0	
91	Didn't intend to vote	0	
95	Refuse to answer	0	
99	Skipped	3271	100.0%
Sysmiss		2570	

Warning: these figures indicate the number of cases found in the data file. They cannot be interpreted as summary statistics of the population of interest.

# pq98: 2. Which district, candidate did you vote for?(Lienchiang County single district)			
Information		[Type= discrete] [Format=numeric] [Range= 1-99] [Missing=*]	
Statistics [NW/ W]		[Valid=3271 /-] [Invalid=2570 /-]	
Value	Label	Cases	Percentage
1	Chen, Hsueh-Sheng(KMT)	0	
7	Chang, Chun Pao(Unionist Party)	0	
15	Su, Po Hao(Trees Party)	0	
26	Lin, Chin Kuan(Independent)	0	
89	Didn't pick up the ballot	0	
91	Forget	0	
92	Not eligible to vote	0	
93	Didn't turnout to vote	1	0.0%
94	Cast invalid vote	0	
95	Refuse to answer	0	
99	Skipped	3270	100.0%
Sysmiss		2570	

*Warning: these figures indicate the number of cases found in the data file. They cannot be interpreted as summary statistics of the population of interest.*



<b># pq99: 2a.Is this the candidate that you want to vote for most in the beginning?(Lienchiang County single district)</b>			
<b>Information</b>	[Type= discrete] [Format=numeric] [Range= 1-99] [Missing=*]		
<b>Statistics [NW/ W]</b>	[Valid=3271 /-] [Invalid=2570 /-]		
<b>Value</b>	<b>Label</b>	<b>Cases</b>	<b>Percentage</b>
1	Yes	0	
2	NO	0	
95	Refuse to answer	0	
99	Skipped	3271	100.0%
Sysmiss		2570	
<i>Warning: these figures indicate the number of cases found in the data file. They cannot be interpreted as summary statistics of the population of interest.</i>			
<b># pq100: 2b.Who is the person you want to vote for most in the beginning?(Lienchiang County single district)</b>			
<b>Information</b>	[Type= discrete] [Format=numeric] [Range= 1-99] [Missing=*]		
<b>Statistics [NW/ W]</b>	[Valid=3271 /-] [Invalid=2570 /-]		
<b>Value</b>	<b>Label</b>	<b>Cases</b>	<b>Percentage</b>
1	Chen, Hsueh-Sheng(KMT)	0	
7	Chang, Chun Pao(Unionist Party)	0	
15	Su, Po Hao(Trees Party)	0	
26	Lin, Chin Kuan(Independent)	0	
91	Didn't intend to vote	0	
95	Refuse to answer	0	
99	Skipped	3271	100.0%
Sysmiss		2570	
<i>Warning: these figures indicate the number of cases found in the data file. They cannot be interpreted as summary statistics of the population of interest.</i>			
<b># pq101: 2.Which district, candidate did you vote for?(1st district, Taipei City)</b>			
<b>Information</b>	[Type= discrete] [Format=numeric] [Range= 1-99] [Missing=*]		
<b>Statistics [NW/ W]</b>	[Valid=3271 /-] [Invalid=2570 /-]		
<b>Value</b>	<b>Label</b>	<b>Cases</b>	<b>Percentage</b>
1	Ting, Shou-chung(KMT)	18	0.6%
2	Wu, Szu-Yao(DPP)	22	0.7%
10	Wu, Zhong Zheng(National Health Service Alliance)	0	
18	Wang, Ching-Ya(Republican Party)	3	0.1%
20	Huang, Ching Yuan(Taiwan Independence Party)	0	
89	Didn't pick up the ballot	2	0.1%
91	Forget	0	
92	Not eligible to vote	0	
93	Didn't turnout to vote	3	0.1%
94	Cast invalid vote	0	
95	Refuse to answer	2	0.1%
99	Skipped	3221	98.5%
Sysmiss		2570	
<i>Warning: these figures indicate the number of cases found in the data file. They cannot be interpreted as summary statistics of the population of interest.</i>			
<b># pq102: 2a.Is this the candidate that you want to vote for most in the beginning?(1st district, Taipei City)</b>			
<b>Information</b>	[Type= discrete] [Format=numeric] [Range= 1-99] [Missing=*]		
<b>Statistics [NW/ W]</b>	[Valid=3271 /-] [Invalid=2570 /-]		

# pq102: 2a.Is this the candidate that you want to vote for most in the beginning?(1st district, Taipei City)

Value	Label	Cases	Percentage
1	Yes	35	1.1%
2	NO	7	0.2%
95	Refuse to answer	1	0.0%
99	Skipped	3228	98.7%
Sysmiss		2570	

Warning: these figures indicate the number of cases found in the data file. They cannot be interpreted as summary statistics of the population of interest.

# pq103: 2b.Who is the person you want to vote for most in the beginning?(1st district, Taipei City)

<b>Information</b>	[Type= discrete] [Format=numeric] [Range= 1-99] [Missing=*]
<b>Statistics [NW/ W]</b>	[Valid=3271 /-] [Invalid=2570 /-]

Value	Label	Cases	Percentage
1	Ting, Shou-chung(KMT)	2	0.1%
2	Wu, Szu-Yao(DPP)	0	
10	Wu, Zhong Zheng(National Health Service Alliance)	1	0.0%
18	Wang, Ching-Ya(Republican Party)	1	0.0%
20	Huang, Ching Yuan(Taiwan Independence Party)	0	
91	Didn't intend to vote	3	0.1%
95	Refuse to answer	0	
99	Skipped	3264	99.8%
Sysmiss		2570	

Warning: these figures indicate the number of cases found in the data file. They cannot be interpreted as summary statistics of the population of interest.

# pq104: 2.Which district, candidate did you vote for?(2nd district, Taipei City)

<b>Information</b>	[Type= discrete] [Format=numeric] [Range= 2-99] [Missing=*]
<b>Statistics [NW/ W]</b>	[Valid=3271 /-] [Invalid=2570 /-]

Value	Label	Cases	Percentage
2	Yao, Wen-Chih(DPP)	20	0.6%
3	Pan, Wynn H.T.(NP)	5	0.2%
10	Lin, Xing Rong(National Health Service Alliance)	0	
19	Chen, Jian Bin(Free Taiwan Party)	0	
20	Chen, Min Chien(Taiwan Independence Party)	0	
25	Wu, Chun-Te(Faith And Hope League)	1	0.0%
26	Wang, Ming-Tzong AarMing(Independent)	1	0.0%
89	Didn't pick up the ballot	0	
91	Forget	0	
92	Not eligible to vote	0	
93	Didn't turnout to vote	9	0.3%
94	Cast invalid vote	1	0.0%
95	Refuse to answer	2	0.1%
99	Skipped	3232	98.8%
Sysmiss		2570	

Warning: these figures indicate the number of cases found in the data file. They cannot be interpreted as summary statistics of the population of interest.

# pq105: 2a.Is this the candidate that you want to vote for most in the beginning?(2nd district, Taipei City)

<b>Information</b>	[Type= discrete] [Format=numeric] [Range= 1-99] [Missing=*]
<b>Statistics [NW/ W]</b>	[Valid=3271 /-] [Invalid=2570 /-]

# pq105: 2a.Is this the candidate that you want to vote for most in the beginning?(2nd district, Taipei City)

Value	Label	Cases	Percentage
1	Yes	24	0.7%
2	NO	3	0.1%
95	Refuse to answer	0	
99	Skipped	3244	99.2%
Sysmiss		2570	

Warning: these figures indicate the number of cases found in the data file. They cannot be interpreted as summary statistics of the population of interest.

# pq106: 2b.Who is the person you want to vote for most in the beginning?(2nd district, Taipei City)

Information [Type= discrete] [Format=numeric] [Range= 2-99] [Missing=\*]

Statistics [NW/ W] [Valid=3271 /-] [Invalid=2570 /-]

Value	Label	Cases	Percentage
2	Yao, Wen-Chih(DPP)	0	
3	Pan, Wynn H.T.(NP)	2	0.1%
10	Lin, Xing Rong(National Health Service Alliance)	0	
19	Chen, Jian Bin(Free Taiwan Party)	0	
20	Chen, Min Chien(Taiwan Independence Party)	0	
25	Wu, Chun-Te(Faith And Hope League)	0	
26	Wang, Ming-Tzong AarMing(Independent)	0	
91	Didn't intend to vote	0	
95	Refuse to answer	1	0.0%
99	Skipped	3268	99.9%
Sysmiss		2570	

Warning: these figures indicate the number of cases found in the data file. They cannot be interpreted as summary statistics of the population of interest.

# pq107: 2.Which district, candidate did you vote for?(3rd district, Taipei City)

Information [Type= discrete] [Format=numeric] [Range= 1-99] [Missing=\*]

Statistics [NW/ W] [Valid=3271 /-] [Invalid=2570 /-]

Value	Label	Cases	Percentage
1	Chiang, Wan-An(KMT)	19	0.6%
8	Kao, Shih-En(Constitutional Conventions of Taiwan)	0	
14	Li, Cheng-Yueh(Military, Civil, and Faculty Alliance Party)	0	
16	Ciou, Jheng Hao(Peace Pigeon Union Party)	0	
20	Lim, Sin Khai(Taiwan Independence Party)	0	
24	Lee, Yen-jong(Green Party Taiwan & Social Democratic Party A)	2	0.1%
26	Chao, Yieng-Jack(Independent)	0	
27	Huang, Li-Hsiang(Independent)	0	
28	Pan, Billy(Independent)	10	0.3%
29	Chen, Alf Ke-Yin(Independent)	0	
89	Didn't pick up the ballot	0	
91	Forget	0	
92	Not eligible to vote	0	
93	Didn't turnout to vote	1	0.0%
94	Cast invalid vote	0	
95	Refuse to answer	3	0.1%
99	Skipped	3236	98.9%

<b># pq107: 2.Which district, candidate did you vote for?(3rd district, Taipei City)</b>			
<b>Value</b>	<b>Label</b>	<b>Cases</b>	<b>Percentage</b>
Sysmiss		2570	
<i>Warning: these figures indicate the number of cases found in the data file. They cannot be interpreted as summary statistics of the population of interest.</i>			
<b># pq108: 2a.Is this the candidate that you want to vote for most in the beginning?(3rd district, Taipei City)</b>			
<b>Information</b>	[Type= discrete] [Format=numeric] [Range= 1-99] [Missing=*]		
<b>Statistics [NW/ W]</b>	[Valid=3271 /-] [Invalid=2570 /-]		
<b>Value</b>	<b>Label</b>	<b>Cases</b>	<b>Percentage</b>
1	Yes	25	0.8%
2	NO	6	0.2%
95	Refuse to answer	0	
99	Skipped	3240	99.1%
Sysmiss		2570	
<i>Warning: these figures indicate the number of cases found in the data file. They cannot be interpreted as summary statistics of the population of interest.</i>			
<b># pq109: 2b.Who is the person you want to vote for most in the beginning?(3rd district, Taipei City)</b>			
<b>Information</b>	[Type= discrete] [Format=numeric] [Range= 1-99] [Missing=*]		
<b>Statistics [NW/ W]</b>	[Valid=3271 /-] [Invalid=2570 /-]		
<b>Value</b>	<b>Label</b>	<b>Cases</b>	<b>Percentage</b>
1	Chiang, Wan-An(KMT)	0	
8	Kao, Shih-En(Constitutional Conventions of Taiwan)	0	
14	Li, Cheng-Yueh(Military, Civil, and Faculty Alliance Party)	0	
16	Ciou, Jheng Hao(Peace Pigeon Union Party)	0	
20	Lim, Sin Khai(Taiwan Independence Party)	0	
24	Lee, Yen-jong(Green Party Taiwan & Social Democratic Party A	1	0.0%
26	Chao, Yieng-Jack(Independent)	0	
27	Huang, Li-Hsiang(Independent)	0	
28	Pan, Billy(Independent)	1	0.0%
29	Chen, Alf Ke-Yin(Independent)	0	
91	Didn't intend to vote	4	0.1%
95	Refuse to answer	0	
99	Skipped	3265	99.8%
Sysmiss		2570	
<i>Warning: these figures indicate the number of cases found in the data file. They cannot be interpreted as summary statistics of the population of interest.</i>			
<b># pq110: 2.Which district, candidate did you vote for?(4th district, Taipei City)</b>			
<b>Information</b>	[Type= discrete] [Format=numeric] [Range= 1-99] [Missing=*]		
<b>Statistics [NW/ W]</b>	[Valid=3271 /-] [Invalid=2570 /-]		
<b>Value</b>	<b>Label</b>	<b>Cases</b>	<b>Percentage</b>
1	Lee, Yen-Hsiu(KMT)	14	0.4%
4	Huang, Shan Shan(PFP)	18	0.6%
5	Hsiao,Ya-Tan(TSU)	3	0.1%
16	Li, Yueh Feng(Peace Pigeon Union Party)	0	
17	Lin, Shao Chi(New Power Party)	2	0.1%
20	Chen, ChaoO Ming(Taiwan Independence Party)	0	
24	Chen, Shang-chih(Green Party Taiwan & Social Democratic Part	1	0.0%
26	Ho, Wei(Independent)	1	0.0%

<b># pq110: 2.Which district, candidate did you vote for?(4th district, Taipei City)</b>			
<b>Value</b>	<b>Label</b>	<b>Cases</b>	<b>Percentage</b>
89	Didn't pick up the ballot	1	0.0%
91	Forget	3	0.1%
92	Not eligible to vote	0	
93	Didn't turnout to vote	6	0.2%
94	Cast invalid vote	3	0.1%
95	Refuse to answer	6	0.2%
99	Skipped	3213	98.2%
Sysmiss		2570	
<i>Warning: these figures indicate the number of cases found in the data file. They cannot be interpreted as summary statistics of the population of interest.</i>			
<b># pq111: 2a.Is this the candidate that you want to vote for most in the beginning?(4th district, Taipei City)</b>			
<b>Information</b>	[Type= discrete] [Format=numeric] [Range= 1-99] [Missing=*]		
<b>Statistics [NW/ W]</b>	[Valid=3271 /-] [Invalid=2570 /-]		
<b>Value</b>	<b>Label</b>	<b>Cases</b>	<b>Percentage</b>
1	Yes	31	0.9%
2	NO	8	0.2%
95	Refuse to answer	0	
99	Skipped	3232	98.8%
Sysmiss		2570	
<i>Warning: these figures indicate the number of cases found in the data file. They cannot be interpreted as summary statistics of the population of interest.</i>			
<b># pq112: 2b.Who is the person you want to vote for most in the beginning?(4th district, Taipei City)</b>			
<b>Information</b>	[Type= discrete] [Format=numeric] [Range= 1-99] [Missing=*]		
<b>Statistics [NW/ W]</b>	[Valid=3271 /-] [Invalid=2570 /-]		
<b>Value</b>	<b>Label</b>	<b>Cases</b>	<b>Percentage</b>
1	Lee, Yen-Hsiu(KMT)	0	
4	Huang, Shan Shan(PFP)	3	0.1%
5	Hsiao, Ya-Tan(TSU)	0	
16	Li, Yueh Feng(Peace Pigeon Union Party)	0	
17	Lin, Shao Chi(New Power Party)	0	
20	Chen, ChaoO Ming(Taiwan Independence Party)	0	
24	Chen, Shang-chih(Green Party Taiwan & Social Democratic Part	0	
26	Ho, Wei(Independent)	0	
91	Didn't intend to vote	4	0.1%
95	Refuse to answer	1	0.0%
99	Skipped	3263	99.8%
Sysmiss		2570	
<i>Warning: these figures indicate the number of cases found in the data file. They cannot be interpreted as summary statistics of the population of interest.</i>			
<b># pq113: 2.Which district, candidate did you vote for?(5th district, Taipei City)</b>			
<b>Information</b>	[Type= discrete] [Format=numeric] [Range= 1-99] [Missing=*]		
<b>Statistics [NW/ W]</b>	[Valid=3271 /-] [Invalid=2570 /-]		
<b>Value</b>	<b>Label</b>	<b>Cases</b>	<b>Percentage</b>
1	Lin, Yu-Fang(KMT)	8	0.2%
8	Hong, Sneng Cheng(Constitutional Conventions of Taiwan)	0	
15	You, Rui Min(Trees Party)	2	0.1%

**# pq113: 2.Which district, candidate did you vote for?(5th district, Taipei City)**

Value	Label	Cases	Percentage
17	Lim, Freddy(New Power Party)	17	0.5%
20	Li, Jia Xing(Taiwan Independence Party)	0	
26	Gong, Wei Lun(Independent)	1	0.0%
27	Huang, Fui Ching(Independent)	0	
89	Didn't pick up the ballot	1	0.0%
91	Forget	0	
92	Not eligible to vote	0	
93	Didn't turnout to vote	3	0.1%
94	Cast invalid vote	1	0.0%
95	Refuse to answer	4	0.1%
99	Skipped	3234	98.9%
Sysmiss		2570	

*Warning: these figures indicate the number of cases found in the data file. They cannot be interpreted as summary statistics of the population of interest.*

**# pq114: 2a.Is this the candidate that you want to vote for most in the beginning?(5th district, Taipei City)**

<b>Information</b>	[Type= discrete] [Format=numeric] [Range= 1-99] [Missing=*]
<b>Statistics [NW/ W]</b>	[Valid=3271 /-] [Invalid=2570 /-]

Value	Label	Cases	Percentage
1	Yes	24	0.7%
2	NO	4	0.1%
95	Refuse to answer	0	
99	Skipped	3243	99.1%
Sysmiss		2570	

*Warning: these figures indicate the number of cases found in the data file. They cannot be interpreted as summary statistics of the population of interest.*

**# pq115: 2b.Who is the person you want to vote for most in the beginning?(5th district, Taipei City)**

<b>Information</b>	[Type= discrete] [Format=numeric] [Range= 1-99] [Missing=*]
<b>Statistics [NW/ W]</b>	[Valid=3271 /-] [Invalid=2570 /-]

Value	Label	Cases	Percentage
1	Lin, Yu-Fang(KMT)	0	
8	Hong, Sneng Cheng(Constitutional Conventions of Taiwan)	0	
15	You, Rui Min(Trees Party)	0	
17	Lim, Freddy(New Power Party)	0	
20	Li, Jia Xing(Taiwan Independence Party)	0	
26	Gong, Wei Lun(Independent)	0	
27	Huang, Fui Ching(Independent)	0	
91	Didn't intend to vote	4	0.1%
95	Refuse to answer	0	
99	Skipped	3267	99.9%
Sysmiss		2570	

*Warning: these figures indicate the number of cases found in the data file. They cannot be interpreted as summary statistics of the population of interest.*

**# pq116: 2.Which district, candidate did you vote for?(6th district, Taipei City)**

<b>Information</b>	[Type= discrete] [Format=numeric] [Range= 1-99] [Missing=*]
<b>Statistics [NW/ W]</b>	[Valid=3271 /-] [Invalid=2570 /-]

# pq116: 2.Which district, candidate did you vote for?(6th district, Taipei City)

Value	Label	Cases	Percentage
1	Chiang, Nai-Shn(KMT)	10	0.3%
8	Ku, Wen Fa(Constitutional Conventions of Taiwan)	0	
11	Jeng, Tsuen-Chyi(People's Democratic Front)	2	0.1%
15	Chen, Chia-Hung(Trees Party)	0	
18	Wu, Hsu-Chih(Republican Party)	2	0.1%
20	Lin, Zhen Yu(Taiwan Independence Party)	0	
24	Fan, Yun(Green Party Taiwan & Social Democratic Party Allian	9	0.3%
25	Tseng, Hsien-Ying(Faith And Hope League)	0	
26	Zhao, Yan Qing(Independent)	0	
27	Chou, Fang-Ju(Independent)	0	
28	Liang,Pang Wei(Independent)	1	0.0%
29	Chiang, Nancy(Independent)	0	
89	Didn't pick up the ballot	0	
91	Forget	1	0.0%
92	Not eligible to vote	0	
93	Didn't turnout to vote	6	0.2%
94	Cast invalid vote	0	
95	Refuse to answer	2	0.1%
99	Skipped	3238	99.0%
Sysmiss		2570	

Warning: these figures indicate the number of cases found in the data file. They cannot be interpreted as summary statistics of the population of interest.

# pq117: 2a.Is this the candidate that you want to vote for most in the beginning?(6th district, Taipei City)

<b>Information</b>	[Type= discrete] [Format=numeric] [Range= 1-99] [Missing=*]		
<b>Statistics [NW/ W]</b>	[Valid=3271 /-] [Invalid=2570 /-]		
Value	Label	Cases	Percentage
1	Yes	17	0.5%
2	NO	5	0.2%
95	Refuse to answer	2	0.1%
99	Skipped	3247	99.3%
Sysmiss		2570	

Warning: these figures indicate the number of cases found in the data file. They cannot be interpreted as summary statistics of the population of interest.

# pq118: 2b.Who is the person you want to vote for most in the beginning?(6th district, Taipei City)

<b>Information</b>	[Type= discrete] [Format=numeric] [Range= 1-99] [Missing=*]		
<b>Statistics [NW/ W]</b>	[Valid=3271 /-] [Invalid=2570 /-]		
Value	Label	Cases	Percentage
1	Chiang, Nai-Shn(KMT)	1	0.0%
8	Ku, Wen Fa(Constitutional Conventions of Taiwan)	0	
11	Jeng, Tsuen-Chyi(People's Democratic Front)	0	
15	Chen, Chia-Hung(Trees Party)	0	
18	Wu, Hsu-Chih(Republican Party)	0	
20	Lin, Zhen Yu(Taiwan Independence Party)	0	
24	Fan, Yun(Green Party Taiwan & Social Democratic Party Allian	0	
25	Tseng, Hsien-Ying(Faith And Hope League)	0	

# pq118: 2b. Who is the person you want to vote for most in the beginning?(6th district, Taipei City)

Value	Label	Cases	Percentage
26	Zhao, Yan Qing(Independent)	0	
27	Chou, Fang-Ju(Independent)	0	
28	Liang,Pang Wei(Independent)	0	
29	Chiang, Nancy(Independent)	0	
91	Didn't intend to vote	2	0.1%
95	Refuse to answer	2	0.1%
99	Skipped	3266	99.8%
Sysmiss		2570	

Warning: these figures indicate the number of cases found in the data file. They cannot be interpreted as summary statistics of the population of interest.

# pq119: 2. Which district, candidate did you vote for?(7th district, Taipei City)

<b>Information</b>	[Type= discrete] [Format=numeric] [Range= 1-99] [Missing=*]
<b>Statistics [NW/ W]</b>	[Valid=3271 /-] [Invalid=2570 /-]

Value	Label	Cases	Percentage
1	Fai, Hrong-Tai(KMT)	18	0.6%
8	Fan, Yang-Lu(Constitutional Conventions of Taiwan)	0	
16	Su, Chen-Ying(Peace Pigeon Union Party)	0	
20	Lin, Susan(Taiwan Independence Party)	0	
24	Lu, Jennifer(Green Party Taiwan & Social Democratic Party AI)	1	0.0%
26	Yang, Shih-Chiu(Independent)	15	0.5%
27	Curry, Peter(Independent)	0	
28	Lin, Wen-Jye(Independent)	0	
89	Didn't pick up the ballot	0	
91	Forget	1	0.0%
92	Not eligible to vote	0	
93	Didn't turnout to vote	3	0.1%
94	Cast invalid vote	0	
95	Refuse to answer	3	0.1%
99	Skipped	3230	98.7%
Sysmiss		2570	

Warning: these figures indicate the number of cases found in the data file. They cannot be interpreted as summary statistics of the population of interest.

# pq120: 2a. Is this the candidate that you want to vote for most in the beginning?(7th district, Taipei City)

<b>Information</b>	[Type= discrete] [Format=numeric] [Range= 1-99] [Missing=*]
<b>Statistics [NW/ W]</b>	[Valid=3271 /-] [Invalid=2570 /-]

Value	Label	Cases	Percentage
1	Yes	30	0.9%
2	NO	4	0.1%
95	Refuse to answer	0	
99	Skipped	3237	99.0%
Sysmiss		2570	

Warning: these figures indicate the number of cases found in the data file. They cannot be interpreted as summary statistics of the population of interest.

# pq121: 2b. Who is the person you want to vote for most in the beginning?(7th district, Taipei City)

<b>Information</b>	[Type= discrete] [Format=numeric] [Range= 1-99] [Missing=*]
<b>Statistics [NW/ W]</b>	[Valid=3271 /-] [Invalid=2570 /-]



# pq121: 2b. Who is the person you want to vote for most in the beginning?(7th district, Taipei City)

Value	Label	Cases	Percentage
1	Fai, Hrong-Tai(KMT)	1	0.0%
8	Fan, Yang-Lu(Constitutional Conventions of Taiwan)	0	
16	Su, Chen-Ying(Peace Pigeon Union Party)	0	
20	Lin, Susan(Taiwan Independence Party)	0	
24	Lu, Jennifer(Green Party Taiwan & Social Democratic Party AI)	1	0.0%
26	Yang, Shih-Chiu(Independent)	0	
27	Curry, Peter(Independent)	0	
28	Lin, Wen-Jye(Independent)	0	
91	Didn't intend to vote	2	0.1%
95	Refuse to answer	0	
99	Skipped	3267	99.9%
Sysmiss		2570	

Warning: these figures indicate the number of cases found in the data file. They cannot be interpreted as summary statistics of the population of interest.

# pq122: 2. Which district, candidate did you vote for?(8th district, Taipei City)

<b>Information</b>	[Type= discrete] [Format=numeric] [Range= 1-99] [Missing=*]
<b>Statistics [NW/ W]</b>	[Valid=3271 /-] [Invalid=2570 /-]

Value	Label	Cases	Percentage
1	Lai, Shyh-Bao(KMT)	19	0.6%
6	Chen, Lucent(Taiwan Labor Party)	0	
24	Miao, Poya(Green Party Taiwan & Social Democratic Party Alli)	7	0.2%
26	Fang Jing-Jun(Independent)	0	
27	Lai, Shu-Shen(Independent)	0	
28	Lee, Ching-Yuan(Independent)	15	0.5%
89	Didn't pick up the ballot	1	0.0%
91	Forget	0	
92	Not eligible to vote	1	0.0%
93	Didn't turnout to vote	3	0.1%
94	Cast invalid vote	2	0.1%
95	Refuse to answer	3	0.1%
99	Skipped	3220	98.4%
Sysmiss		2570	

Warning: these figures indicate the number of cases found in the data file. They cannot be interpreted as summary statistics of the population of interest.

# pq123: 2a. Is this the candidate that you want to vote for most in the beginning?(8th district, Taipei City)

<b>Information</b>	[Type= discrete] [Format=numeric] [Range= 1-99] [Missing=*]
<b>Statistics [NW/ W]</b>	[Valid=3271 /-] [Invalid=2570 /-]

Value	Label	Cases	Percentage
1	Yes	28	0.9%
2	NO	11	0.3%
95	Refuse to answer	2	0.1%
99	Skipped	3230	98.7%
Sysmiss		2570	

Warning: these figures indicate the number of cases found in the data file. They cannot be interpreted as summary statistics of the population of interest.

<b># pq124: 2b. Who is the person you want to vote for most in the beginning?(8th district, Taipei City)</b>			
<b>Information</b>		[Type= discrete] [Format=numeric] [Range= 1-99] [Missing=*]	
<b>Statistics [NW/ W]</b>		[Valid=3271 /-] [Invalid=2570 /-]	
<b>Value</b>	<b>Label</b>	<b>Cases</b>	<b>Percentage</b>
1	Lai, Shyh-Bao(KMT)	2	0.1%
6	Chen, Lucent(Taiwan Labor Party)	0	
24	Miao, Poya(Green Party Taiwan & Social Democratic Party Alli	1	0.0%
26	Fang Jing-Jun(Independent)	0	
27	Lai, Shu-Shen(Independent)	0	
28	Lee, Ching-Yuan(Independent)	1	0.0%
91	Didn't intend to vote	7	0.2%
95	Refuse to answer	0	
99	Skipped	3260	99.7%
Sysmiss		2570	
<i>Warning: these figures indicate the number of cases found in the data file. They cannot be interpreted as summary statistics of the population of interest.</i>			
<b># pq125: 2. Which district, candidate did you vote for?(1st district, Kaohsiung Cit)</b>			
<b>Information</b>		[Type= discrete] [Format=numeric] [Range= 1-99] [Missing=*]	
<b>Statistics [NW/ W]</b>		[Valid=3271 /-] [Invalid=2570 /-]	
<b>Value</b>	<b>Label</b>	<b>Cases</b>	<b>Percentage</b>
1	Chung, Yi-Chung(KMT)	7	0.2%
2	Chiu, Yi-Ying(DPP)	26	0.8%
7	Liu, Zi Lin(Unionist Party)	1	0.0%
16	Chuang, Ting Hsin(Peace Pigeon Union Party)	0	
89	Didn't pick up the ballot	0	
91	Forget	0	
92	Not eligible to vote	0	
93	Didn't turnout to vote	4	0.1%
94	Cast invalid vote	2	0.1%
95	Refuse to answer	0	
99	Skipped	3231	98.8%
Sysmiss		2570	
<i>Warning: these figures indicate the number of cases found in the data file. They cannot be interpreted as summary statistics of the population of interest.</i>			
<b># pq126: 2a. Is this the candidate that you want to vote for most in the beginning?(1st district, Kaohsiung Cit)</b>			
<b>Information</b>		[Type= discrete] [Format=numeric] [Range= 1-99] [Missing=*]	
<b>Statistics [NW/ W]</b>		[Valid=3271 /-] [Invalid=2570 /-]	
<b>Value</b>	<b>Label</b>	<b>Cases</b>	<b>Percentage</b>
1	Yes	30	0.9%
2	NO	4	0.1%
95	Refuse to answer	0	
99	Skipped	3237	99.0%
Sysmiss		2570	
<i>Warning: these figures indicate the number of cases found in the data file. They cannot be interpreted as summary statistics of the population of interest.</i>			
<b># pq127: 2b. Who is the person you want to vote for most in the beginning?(1st district, Kaohsiung Cit)</b>			
<b>Information</b>		[Type= discrete] [Format=numeric] [Range= 1-99] [Missing=*]	
<b>Statistics [NW/ W]</b>		[Valid=3271 /-] [Invalid=2570 /-]	

# pq127: 2b. Who is the person you want to vote for most in the beginning?(1st district, Kaohsiung Cit)

Value	Label	Cases	Percentage
1	Chung, Yi-Chung(KMT)	1	0.0%
2	Chiu, Yi-Ying(DPP)	1	0.0%
7	Liu, Zi Lin(Unionist Party)	0	
16	Chuang, Ting Hsin(Peace Pigeon Union Party)	0	
91	Didn't intend to vote	1	0.0%
95	Refuse to answer	1	0.0%
99	Skipped	3267	99.9%
Sysmiss		2570	

Warning: these figures indicate the number of cases found in the data file. They cannot be interpreted as summary statistics of the population of interest.

# pq128: 2. Which district, candidate did you vote for?(2nd district, Kaohsiung City)

<b>Information</b>	[Type= discrete] [Format=numeric] [Range= 1-99] [Missing=*]
<b>Statistics [NW/ W]</b>	[Valid=3271 /-] [Invalid=2570 /-]

Value	Label	Cases	Percentage
1	Huang, Yun-Han(KMT)	10	0.3%
2	Chiu Chih-Wei(DPP)	30	0.9%
7	Huang, Jin Ling(Unionist Party)	0	
15	Li, Bo Rong(Trees Party)	0	
19	Zeng, Ying Feng(Free Taiwan Party)	0	
89	Didn't pick up the ballot	0	
91	Forget	1	0.0%
92	Not eligible to vote	0	
93	Didn't turnout to vote	8	0.2%
94	Cast invalid vote	1	0.0%
95	Refuse to answer	6	0.2%
99	Skipped	3215	98.3%
Sysmiss		2570	

Warning: these figures indicate the number of cases found in the data file. They cannot be interpreted as summary statistics of the population of interest.

# pq129: 2a. Is this the candidate that you want to vote for most in the beginning?(2nd district, Kaohsiung City)

<b>Information</b>	[Type= discrete] [Format=numeric] [Range= 1-99] [Missing=*]
<b>Statistics [NW/ W]</b>	[Valid=3271 /-] [Invalid=2570 /-]

Value	Label	Cases	Percentage
1	Yes	38	1.2%
2	NO	2	0.1%
95	Refuse to answer	0	
99	Skipped	3231	98.8%
Sysmiss		2570	

Warning: these figures indicate the number of cases found in the data file. They cannot be interpreted as summary statistics of the population of interest.

# pq130: 2b. Who is the person you want to vote for most in the beginning?(2nd district, Kaohsiung City)

<b>Information</b>	[Type= discrete] [Format=numeric] [Range= 1-99] [Missing=*]
<b>Statistics [NW/ W]</b>	[Valid=3271 /-] [Invalid=2570 /-]

Value	Label	Cases	Percentage
1	Huang, Yun-Han(KMT)	0	
2	Chiu Chih-Wei(DPP)	0	

<b># pq130: 2b. Who is the person you want to vote for most in the beginning?(2nd district, Kaohsiung City)</b>			
Value	Label	Cases	Percentage
7	Huang, Jin Ling(Unionist Party)	0	
15	Li, Bo Rong(Trees Party)	0	
19	Zeng, Ying Feng(Free Taiwan Party)	0	
91	Didn't intend to vote	2	0.1%
95	Refuse to answer	0	
99	Skipped	3269	99.9%
Sysmiss		2570	
<i>Warning: these figures indicate the number of cases found in the data file. They cannot be interpreted as summary statistics of the population of interest.</i>			
<b># pq131: 2. Which district, candidate did you vote for?(3rd district, Kaohsiung City)</b>			
<b>Information</b>	[Type= discrete] [Format=numeric] [Range= 1-99] [Missing=*]		
<b>Statistics [NW/ W]</b>	[Valid=3271 /-] [Invalid=2570 /-]		
Value	Label	Cases	Percentage
1	Chang, Hsien-Yao(KMT)	12	0.4%
2	Liu, Shyh Fang(DPP)	16	0.5%
8	Zhuang, Ming Xian(Constitutional Conventions of Taiwan)	0	
25	Liang, Pei Chen(Faith And Hope League)	3	0.1%
26	Lyon, Shu Fu(Independent)	1	0.0%
89	Didn't pick up the ballot	0	
91	Forget	2	0.1%
92	Not eligible to vote	0	
93	Didn't turnout to vote	7	0.2%
94	Cast invalid vote	0	
95	Refuse to answer	8	0.2%
99	Skipped	3222	98.5%
Sysmiss		2570	
<i>Warning: these figures indicate the number of cases found in the data file. They cannot be interpreted as summary statistics of the population of interest.</i>			
<b># pq132: 2a. Is this the candidate that you want to vote for most in the beginning?(3rd district, Kaohsiung City)</b>			
<b>Information</b>	[Type= discrete] [Format=numeric] [Range= 1-99] [Missing=*]		
<b>Statistics [NW/ W]</b>	[Valid=3271 /-] [Invalid=2570 /-]		
Value	Label	Cases	Percentage
1	Yes	30	0.9%
2	NO	2	0.1%
95	Refuse to answer	0	
99	Skipped	3239	99.0%
Sysmiss		2570	
<i>Warning: these figures indicate the number of cases found in the data file. They cannot be interpreted as summary statistics of the population of interest.</i>			
<b># pq133: 2b. Who is the person you want to vote for most in the beginning?(3rd district, Kaohsiung City)</b>			
<b>Information</b>	[Type= discrete] [Format=numeric] [Range= 1-99] [Missing=*]		
<b>Statistics [NW/ W]</b>	[Valid=3271 /-] [Invalid=2570 /-]		
Value	Label	Cases	Percentage
1	Chang, Hsien-Yao(KMT)	1	0.0%
2	Liu, Shyh Fang(DPP)	0	
8	Zhuang, Ming Xian(Constitutional Conventions of Taiwan)	0	

<b># pq133: 2b. Who is the person you want to vote for most in the beginning?(3rd district, Kaohsiung City)</b>			
Value	Label	Cases	Percentage
25	Liang, Pei Chen(Faith And Hope League)	0	
26	Lyon, Shu Fu(Independent)	0	
91	Didn't intend to vote	1	0.0%
95	Refuse to answer	0	
99	Skipped	3269	99.9%
Sysmiss		2570	
<i>Warning: these figures indicate the number of cases found in the data file. They cannot be interpreted as summary statistics of the population of interest.</i>			
<b># pq134: 2. Which district, candidate did you vote for?(4th district, Kaohsiung City)</b>			
<b>Information</b>	[Type= discrete] [Format=numeric] [Range= 1-99] [Missing=*]		
<b>Statistics [NW/ W]</b>	[Valid=3271 /-] [Invalid=2570 /-]		
Value	Label	Cases	Percentage
1	Kuo, Lun Hao Lucas(KMT)	5	0.2%
2	Lin, Tai-Hua(DPP)	20	0.6%
7	Lin, Jun Yang(Unionist Party)	0	
89	Didn't pick up the ballot	0	
91	Forget	0	
92	Not eligible to vote	0	
93	Didn't turnout to vote	2	0.1%
94	Cast invalid vote	1	0.0%
95	Refuse to answer	2	0.1%
99	Skipped	3241	99.1%
Sysmiss		2570	
<i>Warning: these figures indicate the number of cases found in the data file. They cannot be interpreted as summary statistics of the population of interest.</i>			
<b># pq135: 2a. Is this the candidate that you want to vote for most in the beginning?(4th district, Kaohsiung City)</b>			
<b>Information</b>	[Type= discrete] [Format=numeric] [Range= 1-99] [Missing=*]		
<b>Statistics [NW/ W]</b>	[Valid=3271 /-] [Invalid=2570 /-]		
Value	Label	Cases	Percentage
1	Yes	23	0.7%
2	NO	2	0.1%
95	Refuse to answer	0	
99	Skipped	3246	99.2%
Sysmiss		2570	
<i>Warning: these figures indicate the number of cases found in the data file. They cannot be interpreted as summary statistics of the population of interest.</i>			
<b># pq136: 2b. Who is the person you want to vote for most in the beginning?(4th district, Kaohsiung City)</b>			
<b>Information</b>	[Type= discrete] [Format=numeric] [Range= 1-99] [Missing=*]		
<b>Statistics [NW/ W]</b>	[Valid=3271 /-] [Invalid=2570 /-]		
Value	Label	Cases	Percentage
1	Kuo, Lun Hao Lucas(KMT)	0	
2	Lin, Tai-Hua(DPP)	0	
7	Lin, Jun Yang(Unionist Party)	0	
91	Didn't intend to vote	2	0.1%
95	Refuse to answer	0	
99	Skipped	3269	99.9%

<b># pq136: 2b. Who is the person you want to vote for most in the beginning?(4th district, Kaohsiung City)</b>			
<b>Value</b>	<b>Label</b>	<b>Cases</b>	<b>Percentage</b>
Sysmiss		2570	
<i>Warning: these figures indicate the number of cases found in the data file. They cannot be interpreted as summary statistics of the population of interest.</i>			
<b># pq137: 2. Which district, candidate did you vote for?(5th district, Kaohsiung City)</b>			
<b>Information</b>	[Type= discrete] [Format=numeric] [Range= 1-99] [Missing=*]		
<b>Statistics [NW/ W]</b>	[Valid=3271 /-] [Invalid=2570 /-]		
<b>Value</b>	<b>Label</b>	<b>Cases</b>	<b>Percentage</b>
1	Tsai, Chin-Yen(KMT)	11	0.3%
2	Kuan, Bi Ling(DPP)	11	0.3%
14	Wang, Hsin-Chang(Military, Civil, and Faculty Alliance Party	0	
16	Yang, Zong Ying(Peace Pigeon Union Party)	0	
89	Didn't pick up the ballot	1	0.0%
91	Forget	1	0.0%
92	Not eligible to vote	0	
93	Didn't turnout to vote	3	0.1%
94	Cast invalid vote	1	0.0%
95	Refuse to answer	2	0.1%
99	Skipped	3241	99.1%
Sysmiss		2570	
<i>Warning: these figures indicate the number of cases found in the data file. They cannot be interpreted as summary statistics of the population of interest.</i>			
<b># pq138: 2a. Is this the candidate that you want to vote for most in the beginning?(5th district, Kaohsiung City)</b>			
<b>Information</b>	[Type= discrete] [Format=numeric] [Range= 1-99] [Missing=*]		
<b>Statistics [NW/ W]</b>	[Valid=3271 /-] [Invalid=2570 /-]		
<b>Value</b>	<b>Label</b>	<b>Cases</b>	<b>Percentage</b>
1	Yes	19	0.6%
2	NO	3	0.1%
95	Refuse to answer	0	
99	Skipped	3249	99.3%
Sysmiss		2570	
<i>Warning: these figures indicate the number of cases found in the data file. They cannot be interpreted as summary statistics of the population of interest.</i>			
<b># pq139: 2b. Who is the person you want to vote for most in the beginning?(5th district, Kaohsiung City)</b>			
<b>Information</b>	[Type= discrete] [Format=numeric] [Range= 1-99] [Missing=*]		
<b>Statistics [NW/ W]</b>	[Valid=3271 /-] [Invalid=2570 /-]		
<b>Value</b>	<b>Label</b>	<b>Cases</b>	<b>Percentage</b>
1	Tsai, Chin-Yen(KMT)	0	
2	Kuan, Bi Ling(DPP)	0	
14	Wang, Hsin-Chang(Military, Civil, and Faculty Alliance Party	0	
16	Yang, Zong Ying(Peace Pigeon Union Party)	0	
91	Didn't intend to vote	2	0.1%
95	Refuse to answer	1	0.0%
99	Skipped	3268	99.9%
Sysmiss		2570	
<i>Warning: these figures indicate the number of cases found in the data file. They cannot be interpreted as summary statistics of the population of interest.</i>			

<b># pq140: 2.Which district, candidate did you vote for?(6th district, Kaohsiung City)</b>			
<b>Information</b>		[Type= discrete] [Format=numeric] [Range= 1-99] [Missing=*]	
<b>Statistics [NW/ W]</b>		[Valid=3271 /-] [Invalid=2570 /-]	
<b>Value</b>	<b>Label</b>	<b>Cases</b>	<b>Percentage</b>
1	Huang, Po Lin(KMT)	9	0.3%
2	Lee, Kun Tse(DPP)	21	0.6%
16	Yang, Han Chi(Peace Pigeon Union Party)	1	0.0%
89	Didn't pick up the ballot	1	0.0%
91	Forget	0	
92	Not eligible to vote	0	
93	Didn't turnout to vote	10	0.3%
94	Cast invalid vote	1	0.0%
95	Refuse to answer	0	
99	Skipped	3228	98.7%
Sysmiss		2570	
<i>Warning: these figures indicate the number of cases found in the data file. They cannot be interpreted as summary statistics of the population of interest.</i>			
<b># pq141: 2a.Is this the candidate that you want to vote for most in the beginning?(6th district, Kaohsiung City)</b>			
<b>Information</b>		[Type= discrete] [Format=numeric] [Range= 1-99] [Missing=*]	
<b>Statistics [NW/ W]</b>		[Valid=3271 /-] [Invalid=2570 /-]	
<b>Value</b>	<b>Label</b>	<b>Cases</b>	<b>Percentage</b>
1	Yes	25	0.8%
2	NO	6	0.2%
95	Refuse to answer	0	
99	Skipped	3240	99.1%
Sysmiss		2570	
<i>Warning: these figures indicate the number of cases found in the data file. They cannot be interpreted as summary statistics of the population of interest.</i>			
<b># pq142: 2b.Who is the person you want to vote for most in the beginning?(6th district, Kaohsiung City)</b>			
<b>Information</b>		[Type= discrete] [Format=numeric] [Range= 1-99] [Missing=*]	
<b>Statistics [NW/ W]</b>		[Valid=3271 /-] [Invalid=2570 /-]	
<b>Value</b>	<b>Label</b>	<b>Cases</b>	<b>Percentage</b>
1	Huang, Po Lin(KMT)	1	0.0%
2	Lee, Kun Tse(DPP)	1	0.0%
16	Yang, Han Chi(Peace Pigeon Union Party)	1	0.0%
91	Didn't intend to vote	3	0.1%
95	Refuse to answer	0	
99	Skipped	3265	99.8%
Sysmiss		2570	
<i>Warning: these figures indicate the number of cases found in the data file. They cannot be interpreted as summary statistics of the population of interest.</i>			
<b># pq143: 2.Which district, candidate did you vote for?(7th district, Kaohsiung City)</b>			
<b>Information</b>		[Type= discrete] [Format=numeric] [Range= 1-99] [Missing=*]	
<b>Statistics [NW/ W]</b>		[Valid=3271 /-] [Invalid=2570 /-]	
<b>Value</b>	<b>Label</b>	<b>Cases</b>	<b>Percentage</b>
1	Zhuang, Qi Wang(KMT)	12	0.4%
2	Chao, Tien Lin(DPP)	24	0.7%

<b># pq143: 2.Which district, candidate did you vote for?(7th district, Kaohsiung City)</b>			
<b>Value</b>	<b>Label</b>	<b>Cases</b>	<b>Percentage</b>
16	Chen, Su Li(Peace Pigeon Union Party)	0	
17	Chen, Hui-Min(New Power Party)	0	
26	Lin, Jing Yuan(Independent)	0	
89	Didn't pick up the ballot	2	0.1%
91	Forget	0	
92	Not eligible to vote	0	
93	Didn't turnout to vote	6	0.2%
94	Cast invalid vote	0	
95	Refuse to answer	1	0.0%
99	Skipped	3226	98.6%
Sysmiss		2570	
<i>Warning: these figures indicate the number of cases found in the data file. They cannot be interpreted as summary statistics of the population of interest.</i>			
<b># pq144: 2a.Is this the candidate that you want to vote for most in the beginning?(7th district, Kaohsiung City)</b>			
<b>Information</b>	[Type= discrete] [Format=numeric] [Range= 1-99] [Missing=*]		
<b>Statistics [NW/ W]</b>	[Valid=3271 /-] [Invalid=2570 /-]		
<b>Value</b>	<b>Label</b>	<b>Cases</b>	<b>Percentage</b>
1	Yes	32	1.0%
2	NO	4	0.1%
95	Refuse to answer	0	
99	Skipped	3235	98.9%
Sysmiss		2570	
<i>Warning: these figures indicate the number of cases found in the data file. They cannot be interpreted as summary statistics of the population of interest.</i>			
<b># pq145: 2b.Who is the person you want to vote for most in the beginning?(7th district, Kaohsiung City)</b>			
<b>Information</b>	[Type= discrete] [Format=numeric] [Range= 1-99] [Missing=*]		
<b>Statistics [NW/ W]</b>	[Valid=3271 /-] [Invalid=2570 /-]		
<b>Value</b>	<b>Label</b>	<b>Cases</b>	<b>Percentage</b>
1	Zhuang, Qi Wang(KMT)	1	0.0%
2	Chao, Tien Lin(DPP)	0	
16	Chen, Su Li(Peace Pigeon Union Party)	0	
17	Chen, Hui-Min(New Power Party)	0	
26	Lin, Jing Yuan(Independent)	0	
91	Didn't intend to vote	3	0.1%
95	Refuse to answer	0	
99	Skipped	3267	99.9%
Sysmiss		2570	
<i>Warning: these figures indicate the number of cases found in the data file. They cannot be interpreted as summary statistics of the population of interest.</i>			
<b># pq146: 2.Which district, candidate did you vote for?(8th district, Kaohsiung City)</b>			
<b>Information</b>	[Type= discrete] [Format=numeric] [Range= 1-99] [Missing=*]		
<b>Statistics [NW/ W]</b>	[Valid=3271 /-] [Invalid=2570 /-]		
<b>Value</b>	<b>Label</b>	<b>Cases</b>	<b>Percentage</b>
1	Huang, Hsi Wen(KMT)	6	0.2%
2	Xu, Zhi Jie(DPP)	18	0.6%
7	Wang Ting Xuan(Unionist Party)	0	



**# pq146: 2.Which district, candidate did you vote for?(8th district, Kaohsiung City)**

Value	Label	Cases	Percentage
11	Chang, Yu Hwa(People's Democratic Front)	0	
14	Liu, Yi Xiong(Military, Civil, and Faculty Alliance Party)	0	
17	Chen, Han Ku(New Power Party)	0	
21	Ma, Kai Ni(Social Welfare Party)	0	
89	Didn't pick up the ballot	0	
91	Forget	2	0.1%
92	Not eligible to vote	0	
93	Didn't turnout to vote	7	0.2%
94	Cast invalid vote	1	0.0%
95	Refuse to answer	2	0.1%
99	Skipped	3235	98.9%
Sysmiss		2570	

*Warning: these figures indicate the number of cases found in the data file. They cannot be interpreted as summary statistics of the population of interest.*

**# pq147: 2a.Is this the candidate that you want to vote for most in the beginning?(8th district, Kaohsiung City)**

<b>Information</b>	[Type= discrete] [Format=numeric] [Range= 1-99] [Missing=*]
<b>Statistics [NW/ W]</b>	[Valid=3271 /-] [Invalid=2570 /-]

Value	Label	Cases	Percentage
1	Yes	22	0.7%
2	NO	2	0.1%
95	Refuse to answer	0	
99	Skipped	3247	99.3%
Sysmiss		2570	

*Warning: these figures indicate the number of cases found in the data file. They cannot be interpreted as summary statistics of the population of interest.*

**# pq148: 2b.Who is the person you want to vote for most in the beginning?(8th district, Kaohsiung City)**

<b>Information</b>	[Type= discrete] [Format=numeric] [Range= 1-99] [Missing=*]
<b>Statistics [NW/ W]</b>	[Valid=3271 /-] [Invalid=2570 /-]

Value	Label	Cases	Percentage
1	Huang, Hsi Wen(KMT)	0	
2	Xu, Zhi Jie(DPP)	0	
7	Wang Ting Xuan(Unionist Party)	0	
11	Chang, Yu Hwa(People's Democratic Front)	0	
14	Liu, Yi Xiong(Military, Civil, and Faculty Alliance Party)	0	
17	Chen, Han Ku(New Power Party)	0	
21	Ma, Kai Ni(Social Welfare Party)	0	
91	Didn't intend to vote	2	0.1%
95	Refuse to answer	0	
99	Skipped	3269	99.9%
Sysmiss		2570	

*Warning: these figures indicate the number of cases found in the data file. They cannot be interpreted as summary statistics of the population of interest.*

<b># pq149: 2.Which district, candidate did you vote for?(9th district, Kaohsiung City)</b>			
<b>Information</b>		[Type= discrete] [Format=numeric] [Range= 1-99] [Missing=*]	
<b>Statistics [NW/ W]</b>		[Valid=3271 /-] [Invalid=2570 /-]	
<b>Value</b>	<b>Label</b>	<b>Cases</b>	<b>Percentage</b>
1	Lin, Guo Zheng(KMT)	11	0.3%
2	Lai, Jui Lung(DPP)	15	0.5%
7	Tsai, Ma Fu(Unionist Party)	0	
18	Lin, Tsung Yen(Republican Party)	0	
89	Didn't pick up the ballot	0	
91	Forget	0	
92	Not eligible to vote	0	
93	Didn't turnout to vote	6	0.2%
94	Cast invalid vote	0	
95	Refuse to answer	5	0.2%
99	Skipped	3234	98.9%
Sysmiss		2570	
<i>Warning: these figures indicate the number of cases found in the data file. They cannot be interpreted as summary statistics of the population of interest.</i>			
<b># pq150: 2a.Is this the candidate that you want to vote for most in the beginning?(9th district, Kaohsiung City)</b>			
<b>Information</b>		[Type= discrete] [Format=numeric] [Range= 1-99] [Missing=*]	
<b>Statistics [NW/ W]</b>		[Valid=3271 /-] [Invalid=2570 /-]	
<b>Value</b>	<b>Label</b>	<b>Cases</b>	<b>Percentage</b>
1	Yes	23	0.7%
2	NO	3	0.1%
95	Refuse to answer	0	
99	Skipped	3245	99.2%
Sysmiss		2570	
<i>Warning: these figures indicate the number of cases found in the data file. They cannot be interpreted as summary statistics of the population of interest.</i>			
<b># pq151: 2b.Who is the person you want to vote for most in the beginning?(9th district, Kaohsiung City)</b>			
<b>Information</b>		[Type= discrete] [Format=numeric] [Range= 1-99] [Missing=*]	
<b>Statistics [NW/ W]</b>		[Valid=3271 /-] [Invalid=2570 /-]	
<b>Value</b>	<b>Label</b>	<b>Cases</b>	<b>Percentage</b>
1	Lin, Guo Zheng(KMT)	1	0.0%
2	Lai, Jui Lung(DPP)	0	
7	Tsai, Ma Fu(Unionist Party)	0	
18	Lin, Tsung Yen(Republican Party)	0	
91	Didn't intend to vote	2	0.1%
95	Refuse to answer	0	
99	Skipped	3268	99.9%
Sysmiss		2570	
<i>Warning: these figures indicate the number of cases found in the data file. They cannot be interpreted as summary statistics of the population of interest.</i>			
<b># pq152: 2.Which district, candidate did you vote for?(1st district, New Taipei City)</b>			
<b>Information</b>		[Type= discrete] [Format=numeric] [Range= 1-99] [Missing=*]	
<b>Statistics [NW/ W]</b>		[Valid=3271 /-] [Invalid=2570 /-]	

# pq152: 2.Which district, candidate did you vote for?(1st district, New Taipei City)

Value	Label	Cases	Percentage
1	Wu, Yu Sheng(KMT)	8	0.2%
2	Lu, Sun-Ling(DPP)	21	0.6%
10	Hung, Zei-Cheng(National Health Service Alliance	0	
15	Su, Gideon Tung-Ta(Trees Party)	2	0.1%
16	Chen, Yun Fen(Peace Pigeon Union Party)	0	
26	Chen, Li Ji(Independent)	0	
89	Didn't pick up the ballot	1	0.0%
91	Forget	2	0.1%
92	Not eligible to vote	0	
93	Didn't turnout to vote	12	0.4%
94	Cast invalid vote	1	0.0%
95	Refuse to answer	2	0.1%
99	Skipped	3222	98.5%
Sysmiss		2570	

Warning: these figures indicate the number of cases found in the data file. They cannot be interpreted as summary statistics of the population of interest.

# pq153: 2a.Is this the candidate that you want to vote for most in the beginning?(1st district, New Taipei City)

Value	Label	Cases	Percentage
1	Yes	25	0.8%
2	NO	6	0.2%
95	Refuse to answer	0	
99	Skipped	3240	99.1%
Sysmiss		2570	

Warning: these figures indicate the number of cases found in the data file. They cannot be interpreted as summary statistics of the population of interest.

# pq154: 2b.Who is the person you want to vote for most in the beginning?(1st district, New Taipei City)

Value	Label	Cases	Percentage
1	Wu, Yu Sheng(KMT)	0	
2	Lu, Sun-Ling(DPP)	0	
10	Hung, Zei-Cheng(National Health Service Alliance	0	
15	Su, Gideon Tung-Ta(Trees Party)	0	
16	Chen, Yun Fen(Peace Pigeon Union Party)	0	
26	Chen, Li Ji(Independent)	0	
91	Didn't intend to vote	5	0.2%
95	Refuse to answer	1	0.0%
99	Skipped	3265	99.8%
Sysmiss		2570	

Warning: these figures indicate the number of cases found in the data file. They cannot be interpreted as summary statistics of the population of interest.

# pq155: 2.Which district, candidate did you vote for?(2nd district, New Taipei City)

Value	Label	Cases	Percentage
1	Wu, Yu Sheng(KMT)	0	
2	Lu, Sun-Ling(DPP)	0	
10	Hung, Zei-Cheng(National Health Service Alliance	0	
15	Su, Gideon Tung-Ta(Trees Party)	0	
16	Chen, Yun Fen(Peace Pigeon Union Party)	0	
26	Chen, Li Ji(Independent)	0	
91	Didn't intend to vote	5	0.2%
95	Refuse to answer	1	0.0%
99	Skipped	3265	99.8%
Sysmiss		2570	

Warning: these figures indicate the number of cases found in the data file. They cannot be interpreted as summary statistics of the population of interest.

# pq155: 2.Which district, candidate did you vote for?(2nd district, New Taipei City)

Value	Label	Cases	Percentage
1	Chen, Ming Yi(KMT)	8	0.2%
2	Lin, Shu Fen(DPP)	23	0.7%
89	Didn't pick up the ballot	1	0.0%
91	Forget	1	0.0%
92	Not eligible to vote	0	
93	Didn't turnout to vote	8	0.2%
94	Cast invalid vote	3	0.1%
95	Refuse to answer	4	0.1%
99	Skipped	3223	98.5%
Sysmiss		2570	

Warning: these figures indicate the number of cases found in the data file. They cannot be interpreted as summary statistics of the population of interest.

# pq156: 2a.Is this the candidate that you want to vote for most in the beginning?(2nd district, New Taipei City)

<b>Information</b>	[Type= discrete] [Format=numeric] [Range= 1-99] [Missing=*]
<b>Statistics [NW/ W]</b>	[Valid=3271 /-] [Invalid=2570 /-]

Value	Label	Cases	Percentage
1	Yes	28	0.9%
2	NO	2	0.1%
95	Refuse to answer	1	0.0%
99	Skipped	3240	99.1%
Sysmiss		2570	

Warning: these figures indicate the number of cases found in the data file. They cannot be interpreted as summary statistics of the population of interest.

# pq157: 2b.Who is the person you want to vote for most in the beginning?(2nd district, New Taipei City)

<b>Information</b>	[Type= discrete] [Format=numeric] [Range= 1-99] [Missing=*]
<b>Statistics [NW/ W]</b>	[Valid=3271 /-] [Invalid=2570 /-]

Value	Label	Cases	Percentage
1	Chen, Ming Yi(KMT)	1	0.0%
2	Lin, Shu Fen(DPP)	0	
91	Didn't intend to vote	1	0.0%
95	Refuse to answer	0	
99	Skipped	3269	99.9%
Sysmiss		2570	

Warning: these figures indicate the number of cases found in the data file. They cannot be interpreted as summary statistics of the population of interest.

# pq158: 2.Which district, candidate did you vote for?(3rd district, New Taipei City)

<b>Information</b>	[Type= discrete] [Format=numeric] [Range= 1-99] [Missing=*]
<b>Statistics [NW/ W]</b>	[Valid=3271 /-] [Invalid=2570 /-]

Value	Label	Cases	Percentage
1	Lee, Chien-Lung(KMT)	7	0.2%
2	Gao, Jyh Peng(DPP)	20	0.6%
4	Chang, Showen(PFP)	4	0.1%
8	Chen, Chang Fa(Constitutional Conventions of Taiwan)	0	
10	Tom-Shiau(National Health Service Alliance)	0	
15	Yao, Yin-Hung(Trees Party)	0	
21	Lin, Ji Ying(Social Welfare Party)	0	

# pq158: 2.Which district, candidate did you vote for?(3rd district, New Taipei City)

Value	Label	Cases	Percentage
26	Su, Ching-Yin(Independent)	0	
27	Huang, Mao(Independent)	0	
89	Didn't pick up the ballot	0	
91	Forget	1	0.0%
92	Not eligible to vote	0	
93	Didn't turnout to vote	8	0.2%
94	Cast invalid vote	0	
95	Refuse to answer	2	0.1%
99	Skipped	3229	98.7%
Sysmiss		2570	

Warning: these figures indicate the number of cases found in the data file. They cannot be interpreted as summary statistics of the population of interest.

# pq159: 2a.Is this the candidate that you want to vote for most in the beginning?(3rd district, New Taipei City)

<b>Information</b>	[Type= discrete] [Format=numeric] [Range= 1-99] [Missing=*]
<b>Statistics [NW/ W]</b>	[Valid=3271 /-] [Invalid=2570 /-]

Value	Label	Cases	Percentage
1	Yes	27	0.8%
2	NO	4	0.1%
95	Refuse to answer	0	
99	Skipped	3240	99.1%
Sysmiss		2570	

Warning: these figures indicate the number of cases found in the data file. They cannot be interpreted as summary statistics of the population of interest.

# pq160: 2b.Who is the person you want to vote for most in the beginning?(3rd district, New Taipei City)

<b>Information</b>	[Type= discrete] [Format=numeric] [Range= 1-99] [Missing=*]
<b>Statistics [NW/ W]</b>	[Valid=3271 /-] [Invalid=2570 /-]

Value	Label	Cases	Percentage
1	Lee, Chien-Lung(KMT)	1	0.0%
2	Gao, Jyh Peng(DPP)	0	
4	Chang, Showen(PFP)	1	0.0%
8	Chen, Chang Fa(Constitutional Conventions of Taiwan)	0	
10	Tom-Shiau(National Health Service Alliance)	0	
15	Yao, Yin-Hung(Trees Party)	0	
21	Lin, Ji Ying(Social Welfare Party)	0	
26	Su, Ching-Yin(Independent)	0	
27	Huang, Mao(Independent)	0	
91	Didn't intend to vote	2	0.1%
95	Refuse to answer	0	
99	Skipped	3267	99.9%
Sysmiss		2570	

Warning: these figures indicate the number of cases found in the data file. They cannot be interpreted as summary statistics of the population of interest.

# pq161: 2.Which district, candidate did you vote for?(4th district, New Taipei City)

<b>Information</b>	[Type= discrete] [Format=numeric] [Range= 1-99] [Missing=*]
<b>Statistics [NW/ W]</b>	[Valid=3271 /-] [Invalid=2570 /-]

# pq161: 2.Which district, candidate did you vote for?(4th district, New Taipei City)

Value	Label	Cases	Percentage
1	Chen, Mau-Jia(KMT)	11	0.3%
2	Wu, Ping-Jui(DPP)	32	1.0%
8	Wang, Si Yi(Constitutional Conventions of Taiwan)	0	
9	Lin, Li Rong(Righteous Party)	1	0.0%
16	Liu, Feng-Chang(Peace Pigeon Union Party)	0	
24	Gu, Ba Kai(Green Party Taiwan & Social Democratic Party Alli	2	0.1%
26	Chiu, Mark(Independent)	0	
89	Didn't pick up the ballot	0	
91	Forget	1	0.0%
92	Not eligible to vote	0	
93	Didn't turnout to vote	5	0.2%
94	Cast invalid vote	3	0.1%
95	Refuse to answer	6	0.2%
99	Skipped	3210	98.1%
Sysmiss		2570	

Warning: these figures indicate the number of cases found in the data file. They cannot be interpreted as summary statistics of the population of interest.

# pq162: 2a.Is this the candidate that you want to vote for most in the beginning?(4th district, New Taipei City)

<b>Information</b>	[Type= discrete] [Format=numeric] [Range= 1-99] [Missing=*]		
<b>Statistics [NW/ W]</b>	[Valid=3271 /-] [Invalid=2570 /-]		
Value	Label	Cases	Percentage
1	Yes	38	1.2%
2	NO	8	0.2%
95	Refuse to answer	0	
99	Skipped	3225	98.6%
Sysmiss		2570	

Warning: these figures indicate the number of cases found in the data file. They cannot be interpreted as summary statistics of the population of interest.

# pq163: 2b.Who is the person you want to vote for most in the beginning?(4th district, New Taipei City)

<b>Information</b>	[Type= discrete] [Format=numeric] [Range= 1-99] [Missing=*]		
<b>Statistics [NW/ W]</b>	[Valid=3271 /-] [Invalid=2570 /-]		
Value	Label	Cases	Percentage
1	Chen, Mau-Jia(KMT)	1	0.0%
2	Wu, Ping-Jui(DPP)	0	
8	Wang, Si Yi(Constitutional Conventions of Taiwan)	0	
9	Lin, Li Rong(Righteous Party)	0	
16	Liu, Feng-Chang(Peace Pigeon Union Party)	0	
24	Gu, Ba Kai(Green Party Taiwan & Social Democratic Party Alli	1	0.0%
26	Chiu, Mark(Independent)	0	
91	Didn't intend to vote	5	0.2%
95	Refuse to answer	1	0.0%
99	Skipped	3263	99.8%
Sysmiss		2570	

Warning: these figures indicate the number of cases found in the data file. They cannot be interpreted as summary statistics of the population of interest.

<b># pq164: 2.Which district, candidate did you vote for?(5th district, New Taipei City)</b>			
<b>Information</b>		[Type= discrete] [Format=numeric] [Range= 1-99] [Missing=*]	
<b>Statistics [NW/ W]</b>		[Valid=3271 /-] [Invalid=2570 /-]	
<b>Value</b>	<b>Label</b>	<b>Cases</b>	<b>Percentage</b>
1	Huang, Chih-Hsiung(KMT)	12	0.4%
2	Su, Chiao-Hui(DPP)	21	0.6%
17	Kuo, Po-Yu(New Power Party)	1	0.0%
89	Didn't pick up the ballot	0	
91	Forget	2	0.1%
92	Not eligible to vote	0	
93	Didn't turnout to vote	4	0.1%
94	Cast invalid vote	1	0.0%
95	Refuse to answer	2	0.1%
99	Skipped	3228	98.7%
Sysmiss		2570	
<i>Warning: these figures indicate the number of cases found in the data file. They cannot be interpreted as summary statistics of the population of interest.</i>			
<b># pq165: 2a.Is this the candidate that you want to vote for most in the beginning?(5th district, New Taipei City)</b>			
<b>Information</b>		[Type= discrete] [Format=numeric] [Range= 1-99] [Missing=*]	
<b>Statistics [NW/ W]</b>		[Valid=3271 /-] [Invalid=2570 /-]	
<b>Value</b>	<b>Label</b>	<b>Cases</b>	<b>Percentage</b>
1	Yes	29	0.9%
2	NO	5	0.2%
95	Refuse to answer	0	
99	Skipped	3237	99.0%
Sysmiss		2570	
<i>Warning: these figures indicate the number of cases found in the data file. They cannot be interpreted as summary statistics of the population of interest.</i>			
<b># pq166: 2b.Who is the person you want to vote for most in the beginning?(5th district, New Taipei City)</b>			
<b>Information</b>		[Type= discrete] [Format=numeric] [Range= 1-99] [Missing=*]	
<b>Statistics [NW/ W]</b>		[Valid=3271 /-] [Invalid=2570 /-]	
<b>Value</b>	<b>Label</b>	<b>Cases</b>	<b>Percentage</b>
1	Huang, Chih-Hsiung(KMT)	1	0.0%
2	Su, Chiao-Hui(DPP)	3	0.1%
17	Kuo, Po-Yu(New Power Party)	0	
91	Didn't intend to vote	1	0.0%
95	Refuse to answer	0	
99	Skipped	3266	99.8%
Sysmiss		2570	
<i>Warning: these figures indicate the number of cases found in the data file. They cannot be interpreted as summary statistics of the population of interest.</i>			
<b># pq167: 2.Which district, candidate did you vote for?(6th district, New Taipei City)</b>			
<b>Information</b>		[Type= discrete] [Format=numeric] [Range= 1-99] [Missing=*]	
<b>Statistics [NW/ W]</b>		[Valid=3271 /-] [Invalid=2570 /-]	
<b>Value</b>	<b>Label</b>	<b>Cases</b>	<b>Percentage</b>
1	Lin, Kuo Chun(KMT)	13	0.4%
2	Chang, Hung-Lu(DPP)	32	1.0%

# pq167: 2.Which district, candidate did you vote for?(6th district, New Taipei City)

Value	Label	Cases	Percentage
4	Kang, Hector(PFP)	0	
6	Yao, Yu-Shism(Taiwan Labor Party)	0	
14	Huang, Jun Min(Military, Civil, and Faculty Alliance Party)	0	
15	Li, Jian-Ming(Trees Party)	0	
18	Li, Gui Bao(Republican Party)	0	
25	Yu, Hsin Yi(Faith And Hope League)	1	0.0%
26	Chuang, Feng-Ming(Independent)	0	
89	Didn't pick up the ballot	0	
91	Forget	0	
92	Not eligible to vote	0	
93	Didn't turnout to vote	9	0.3%
94	Cast invalid vote	1	0.0%
95	Refuse to answer	7	0.2%
99	Skipped	3208	98.1%
Sysmiss		2570	

Warning: these figures indicate the number of cases found in the data file. They cannot be interpreted as summary statistics of the population of interest.

# pq168: 2a.Is this the candidate that you want to vote for most in the beginning?(6th district, New Taipei City)

<b>Information</b>	[Type= discrete] [Format=numeric] [Range= 1-99] [Missing=*]
<b>Statistics [NW/ W]</b>	[Valid=3271 /-] [Invalid=2570 /-]

Value	Label	Cases	Percentage
1	Yes	42	1.3%
2	NO	4	0.1%
95	Refuse to answer	0	
99	Skipped	3225	98.6%
Sysmiss		2570	

Warning: these figures indicate the number of cases found in the data file. They cannot be interpreted as summary statistics of the population of interest.

# pq169: 2b.Who is the person you want to vote for most in the beginning?(6th district, New Taipei City)

<b>Information</b>	[Type= discrete] [Format=numeric] [Range= 1-99] [Missing=*]
<b>Statistics [NW/ W]</b>	[Valid=3271 /-] [Invalid=2570 /-]

Value	Label	Cases	Percentage
1	Lin, Kuo Chun(KMT)	3	0.1%
2	Chang, Hung-Lu(DPP)	0	
4	Kang, Hector(PFP)	1	0.0%
6	Yao, Yu-Shism(Taiwan Labor Party)	0	
14	Huang, Jun Min(Military, Civil, and Faculty Alliance Party)	0	
15	Li, Jian-Ming(Trees Party)	0	
18	Li, Gui Bao(Republican Party)	0	
25	Yu, Hsin Yi(Faith And Hope League)	0	
26	Chuang, Feng-Ming(Independent)	0	
91	Didn't intend to vote	0	
95	Refuse to answer	0	
99	Skipped	3267	99.9%
Sysmiss		2570	

Warning: these figures indicate the number of cases found in the data file. They cannot be interpreted as summary statistics of the population of interest.



<b># pq170: 2.Which district, candidate did you vote for?(7th district, New Taipei City)</b>			
<b>Information</b>		[Type= discrete] [Format=numeric] [Range= 1-99] [Missing=*]	
<b>Statistics [NW/ W]</b>		[Valid=3271 /-] [Invalid=2570 /-]	
<b>Value</b>	<b>Label</b>	<b>Cases</b>	<b>Percentage</b>
1	Chiang, Huei-Chen(KMT)	11	0.3%
2	Lo, Chih-Cheng(DPP)	18	0.6%
10	Wang, Chen.Hwa(National Health Service Alliance)	0	
26	Lee, Wan-Yu(Independent)	1	0.0%
89	Didn't pick up the ballot	0	
91	Forget	2	0.1%
92	Not eligible to vote	0	
93	Didn't turnout to vote	9	0.3%
94	Cast invalid vote	2	0.1%
95	Refuse to answer	6	0.2%
99	Skipped	3222	98.5%
Sysmiss		2570	
<i>Warning: these figures indicate the number of cases found in the data file. They cannot be interpreted as summary statistics of the population of interest.</i>			
<b># pq171: 2a.Is this the candidate that you want to vote for most in the beginning?(7th district, New Taipei City)</b>			
<b>Information</b>		[Type= discrete] [Format=numeric] [Range= 1-99] [Missing=*]	
<b>Statistics [NW/ W]</b>		[Valid=3271 /-] [Invalid=2570 /-]	
<b>Value</b>	<b>Label</b>	<b>Cases</b>	<b>Percentage</b>
1	Yes	24	0.7%
2	NO	5	0.2%
95	Refuse to answer	1	0.0%
99	Skipped	3241	99.1%
Sysmiss		2570	
<i>Warning: these figures indicate the number of cases found in the data file. They cannot be interpreted as summary statistics of the population of interest.</i>			
<b># pq172: 2b.Who is the person you want to vote for most in the beginning?(7th district, New Taipei City)</b>			
<b>Information</b>		[Type= discrete] [Format=numeric] [Range= 1-99] [Missing=*]	
<b>Statistics [NW/ W]</b>		[Valid=3271 /-] [Invalid=2570 /-]	
<b>Value</b>	<b>Label</b>	<b>Cases</b>	<b>Percentage</b>
1	Chiang, Huei-Chen(KMT)	1	0.0%
2	Lo, Chih-Cheng(DPP)	2	0.1%
10	Wang, Chen.Hwa(National Health Service Alliance)	0	
26	Lee, Wan-Yu(Independent)	0	
91	Didn't intend to vote	1	0.0%
95	Refuse to answer	0	
99	Skipped	3267	99.9%
Sysmiss		2570	
<i>Warning: these figures indicate the number of cases found in the data file. They cannot be interpreted as summary statistics of the population of interest.</i>			
<b># pq173: 2.Which district, candidate did you vote for?(8th district, New Taipei City)</b>			
<b>Information</b>		[Type= discrete] [Format=numeric] [Range= 1-99] [Missing=*]	
<b>Statistics [NW/ W]</b>		[Valid=3271 /-] [Invalid=2570 /-]	

# pq173: 2.Which district, candidate did you vote for?(8th district, New Taipei City)

Value	Label	Cases	Percentage
1	Chang,Ching-Chung(KMT)	13	0.4%
2	Chiang, Yung Chang(DPP)	20	0.6%
8	Shao, Ba Xiang(Constitutional Conventions of Taiwan)	0	
10	Lin, Ken(National Health Service Alliance)	0	
14	Wu, Jin Kui(Military, Civil, and Faculty Alliance Party)	1	0.0%
26	Tung, Cheng-Yi(Independent)	1	0.0%
89	Didn't pick up the ballot	0	
91	Forget	0	
92	Not eligible to vote	0	
93	Didn't turnout to vote	6	0.2%
94	Cast invalid vote	0	
95	Refuse to answer	5	0.2%
99	Skipped	3225	98.6%
Sysmiss		2570	

Warning: these figures indicate the number of cases found in the data file. They cannot be interpreted as summary statistics of the population of interest.

# pq174: 2a.Is this the candidate that you want to vote for most in the beginning?(8th district, New Taipei City)

<b>Information</b>	[Type= discrete] [Format=numeric] [Range= 1-99] [Missing=*]
<b>Statistics [NW/ W]</b>	[Valid=3271 /-] [Invalid=2570 /-]

Value	Label	Cases	Percentage
1	Yes	27	0.8%
2	NO	8	0.2%
95	Refuse to answer	0	
99	Skipped	3236	98.9%
Sysmiss		2570	

Warning: these figures indicate the number of cases found in the data file. They cannot be interpreted as summary statistics of the population of interest.

# pq175: 2b.Who is the person you want to vote for most in the beginning?(8th district, New Taipei City)

<b>Information</b>	[Type= discrete] [Format=numeric] [Range= 1-99] [Missing=*]
<b>Statistics [NW/ W]</b>	[Valid=3271 /-] [Invalid=2570 /-]

Value	Label	Cases	Percentage
1	Chang,Ching-Chung(KMT)	3	0.1%
2	Chiang, Yung Chang(DPP)	1	0.0%
8	Shao, Ba Xiang(Constitutional Conventions of Taiwan)	0	
10	Lin, Ken(National Health Service Alliance)	0	
14	Wu, Jin Kui(Military, Civil, and Faculty Alliance Party)	0	
26	Tung, Cheng-Yi(Independent)	0	
91	Didn't intend to vote	3	0.1%
95	Refuse to answer	1	0.0%
99	Skipped	3263	99.8%
Sysmiss		2570	

Warning: these figures indicate the number of cases found in the data file. They cannot be interpreted as summary statistics of the population of interest.

# pq176: 2.Which district, candidate did you vote for?(9th district, New Taipei City)

<b>Information</b>	[Type= discrete] [Format=numeric] [Range= 1-99] [Missing=*]
<b>Statistics [NW/ W]</b>	[Valid=3271 /-] [Invalid=2570 /-]

# pq176: 2.Which district, candidate did you vote for?(9th district, New Taipei City)

Value	Label	Cases	Percentage
1	Lin, Te- Fu(KMT)	16	0.5%
10	Tseng, Wen-Sheng(National Health Service Alliance)	0	
13	Dong, Brya(The Motorists' Party of R.O.C.)	0	
18	Chang, Ching Fang(Republican Party)	5	0.2%
26	Lee, Hsin Chang(Independent)	10	0.3%
89	Didn't pick up the ballot	0	
91	Forget	0	
92	Not eligible to vote	0	
93	Didn't turnout to vote	4	0.1%
94	Cast invalid vote	1	0.0%
95	Refuse to answer	3	0.1%
99	Skipped	3232	98.8%
Sysmiss		2570	

Warning: these figures indicate the number of cases found in the data file. They cannot be interpreted as summary statistics of the population of interest.

# pq177: 2a.Is this the candidate that you want to vote for most in the beginning?(9th district, New Taipei City)

<b>Information</b>	[Type= discrete] [Format=numeric] [Range= 1-99] [Missing=*]
<b>Statistics [NW/ W]</b>	[Valid=3271 /-] [Invalid=2570 /-]

Value	Label	Cases	Percentage
1	Yes	25	0.8%
2	NO	6	0.2%
95	Refuse to answer	0	
99	Skipped	3240	99.1%
Sysmiss		2570	

Warning: these figures indicate the number of cases found in the data file. They cannot be interpreted as summary statistics of the population of interest.

# pq178: 2b.Who is the person you want to vote for most in the beginning?(9th district, New Taipei City)

<b>Information</b>	[Type= discrete] [Format=numeric] [Range= 1-99] [Missing=*]
<b>Statistics [NW/ W]</b>	[Valid=3271 /-] [Invalid=2570 /-]

Value	Label	Cases	Percentage
1	Lin, Te- Fu(KMT)	0	
10	Tseng, Wen-Sheng(National Health Service Alliance)	0	
13	Dong, Brya(The Motorists' Party of R.O.C.)	0	
18	Chang, Ching Fang(Republican Party)	0	
26	Lee, Hsin Chang(Independent)	0	
91	Didn't intend to vote	6	0.2%
95	Refuse to answer	0	
99	Skipped	3265	99.8%
Sysmiss		2570	

Warning: these figures indicate the number of cases found in the data file. They cannot be interpreted as summary statistics of the population of interest.

# pq179: 2.Which district, candidate did you vote for?(10th district, New Taipei City)

<b>Information</b>	[Type= discrete] [Format=numeric] [Range= 1-99] [Missing=*]
<b>Statistics [NW/ W]</b>	[Valid=3271 /-] [Invalid=2570 /-]

Value	Label	Cases	Percentage
1	Lu, Chia-Chen(KMT)	10	0.3%

# pq179: 2.Which district, candidate did you vote for?(10th district, New Taipei City)

Value	Label	Cases	Percentage
2	Wu, Chi-Ming(DPP)	22	0.7%
19	Huang, Lu Guang(Free Taiwan Party)	0	
89	Didn't pick up the ballot	0	
91	Forget	1	0.0%
92	Not eligible to vote	0	
93	Didn't turnout to vote	6	0.2%
94	Cast invalid vote	2	0.1%
95	Refuse to answer	3	0.1%
99	Skipped	3227	98.7%
Sysmiss		2570	

Warning: these figures indicate the number of cases found in the data file. They cannot be interpreted as summary statistics of the population of interest.

# pq180: 2a.Is this the candidate that you want to vote for most in the beginning?(10th district, New Taipei City)

<b>Information</b>	[Type= discrete] [Format=numeric] [Range= 1-99] [Missing=*]
<b>Statistics [NW/ W]</b>	[Valid=3271 /-] [Invalid=2570 /-]

Value	Label	Cases	Percentage
1	Yes	28	0.9%
2	NO	4	0.1%
95	Refuse to answer	0	
99	Skipped	3239	99.0%
Sysmiss		2570	

Warning: these figures indicate the number of cases found in the data file. They cannot be interpreted as summary statistics of the population of interest.

# pq181: 2b.Who is the person you want to vote for most in the beginning?(10th district, New Taipei City)

<b>Information</b>	[Type= discrete] [Format=numeric] [Range= 1-99] [Missing=*]
<b>Statistics [NW/ W]</b>	[Valid=3271 /-] [Invalid=2570 /-]

Value	Label	Cases	Percentage
1	Lu, Chia-Chen(KMT)	2	0.1%
2	Wu, Chi-Ming(DPP)	0	
19	Huang, Lu Guang(Free Taiwan Party)	0	
91	Didn't intend to vote	2	0.1%
95	Refuse to answer	0	
99	Skipped	3267	99.9%
Sysmiss		2570	

Warning: these figures indicate the number of cases found in the data file. They cannot be interpreted as summary statistics of the population of interest.

# pq182: 2.Which district, candidate did you vote for?(11th district, New Taipei City)

<b>Information</b>	[Type= discrete] [Format=numeric] [Range= 1-99] [Missing=*]
<b>Statistics [NW/ W]</b>	[Valid=3271 /-] [Invalid=2570 /-]

Value	Label	Cases	Percentage
1	Lo, Ming Tsai(KMT)	19	0.6%
2	Chen, Yung-Fu(DPP)	8	0.2%
24	Tseng, Poyu(Green Party Taiwan & Social Democratic Party All	6	0.2%
89	Didn't pick up the ballot	0	
91	Forget	1	0.0%
92	Not eligible to vote	0	

# pq182: 2.Which district, candidate did you vote for?(11th district, New Taipei City)

Value	Label	Cases	Percentage
93	Didn't turnout to vote	8	0.2%
94	Cast invalid vote	1	0.0%
95	Refuse to answer	2	0.1%
99	Skipped	3226	98.6%
Sysmiss		2570	

Warning: these figures indicate the number of cases found in the data file. They cannot be interpreted as summary statistics of the population of interest.

# pq183: 2a.Is this the candidate that you want to vote for most in the beginning?(11th district, New Taipei City)

<b>Information</b>	[Type= discrete] [Format=numeric] [Range= 1-99] [Missing=*]
<b>Statistics [NW/ W]</b>	[Valid=3271 /-] [Invalid=2570 /-]

Value	Label	Cases	Percentage
1	Yes	29	0.9%
2	NO	4	0.1%
95	Refuse to answer	0	
99	Skipped	3238	99.0%
Sysmiss		2570	

Warning: these figures indicate the number of cases found in the data file. They cannot be interpreted as summary statistics of the population of interest.

# pq184: 2b.Who is the person you want to vote for most in the beginning?(11th district, New Taipei City)

<b>Information</b>	[Type= discrete] [Format=numeric] [Range= 1-99] [Missing=*]
<b>Statistics [NW/ W]</b>	[Valid=3271 /-] [Invalid=2570 /-]

Value	Label	Cases	Percentage
1	Lo, Ming Tsai(KMT)	0	
2	Chen, Yung-Fu(DPP)	1	0.0%
24	Tseng, Poyu(Green Party Taiwan & Social Democratic Party All	2	0.1%
91	Didn't intend to vote	1	0.0%
95	Refuse to answer	0	
99	Skipped	3267	99.9%
Sysmiss		2570	

Warning: these figures indicate the number of cases found in the data file. They cannot be interpreted as summary statistics of the population of interest.

# pq185: 2.Which district, candidate did you vote for?(12th district, New Taipei City)

<b>Information</b>	[Type= discrete] [Format=numeric] [Range= 1-99] [Missing=*]
<b>Statistics [NW/ W]</b>	[Valid=3271 /-] [Invalid=2570 /-]

Value	Label	Cases	Percentage
1	Lee, Ching Hua(KMT)	11	0.3%
16	Chung, Guo-Chih(Peace Pigeon Union Party)	0	
17	Huang, Kuo-Chang(New Power Party)	9	0.3%
25	Chen, Yung-Shun(Faith And Hope League)	1	0.0%
89	Didn't pick up the ballot	0	
91	Forget	1	0.0%
92	Not eligible to vote	0	
93	Didn't turnout to vote	7	0.2%
94	Cast invalid vote	0	
95	Refuse to answer	0	
99	Skipped	3242	99.1%

<b># pq185: 2.Which district, candidate did you vote for?(12th district, New Taipei City)</b>			
<b>Value</b>	<b>Label</b>	<b>Cases</b>	<b>Percentage</b>
Sysmiss		2570	
<i>Warning: these figures indicate the number of cases found in the data file. They cannot be interpreted as summary statistics of the population of interest.</i>			
<b># pq186: 2a.Is this the candidate that you want to vote for most in the beginning?(12th district, New Taipei City)</b>			
<b>Information</b>	[Type= discrete] [Format=numeric] [Range= 1-99] [Missing=*]		
<b>Statistics [NW/ W]</b>	[Valid=3271 /-] [Invalid=2570 /-]		
<b>Value</b>	<b>Label</b>	<b>Cases</b>	<b>Percentage</b>
1	Yes	19	0.6%
2	NO	2	0.1%
95	Refuse to answer	0	
99	Skipped	3250	99.4%
Sysmiss		2570	
<i>Warning: these figures indicate the number of cases found in the data file. They cannot be interpreted as summary statistics of the population of interest.</i>			
<b># pq187: 2b.Who is the person you want to vote for most in the beginning?(12th district, New Taipei City)</b>			
<b>Information</b>	[Type= discrete] [Format=numeric] [Range= 1-99] [Missing=*]		
<b>Statistics [NW/ W]</b>	[Valid=3271 /-] [Invalid=2570 /-]		
<b>Value</b>	<b>Label</b>	<b>Cases</b>	<b>Percentage</b>
1	Lee, Ching Hua(KMT)	0	
16	Chung, Guo-Chih(Peace Pigeon Union Party)	0	
17	Huang, Kuo-Chang(New Power Party)	1	0.0%
25	Chen, Yung-Shun(Faith And Hope League)	0	
91	Didn't intend to vote	1	0.0%
95	Refuse to answer	0	
99	Skipped	3269	99.9%
Sysmiss		2570	
<i>Warning: these figures indicate the number of cases found in the data file. They cannot be interpreted as summary statistics of the population of interest.</i>			
<b># pq188: 2.Which district, candidate did you vote for?(1st district, Taichung City)</b>			
<b>Information</b>	[Type= discrete] [Format=numeric] [Range= 1-99] [Missing=*]		
<b>Statistics [NW/ W]</b>	[Valid=3271 /-] [Invalid=2570 /-]		
<b>Value</b>	<b>Label</b>	<b>Cases</b>	<b>Percentage</b>
1	Yen, Chiou-Yue(KMT)	11	0.3%
2	Tsai, Chi-Chang(DPP)	19	0.6%
7	Chen, Chun Yuan(Unionist Party)	0	
8	Wang Shu-Fen(Constitutional Conventions of Taiwan)	0	
26	Houng, Chin Tei(Independent)	0	
89	Didn't pick up the ballot	0	
91	Forget	0	
92	Not eligible to vote	0	
93	Didn't turnout to vote	6	0.2%
94	Cast invalid vote	1	0.0%
95	Refuse to answer	4	0.1%
99	Skipped	3230	98.7%
Sysmiss		2570	
<i>Warning: these figures indicate the number of cases found in the data file. They cannot be interpreted as summary statistics of the population of interest.</i>			

<b># pq189: 2a.Is this the candidate that you want to vote for most in the beginning?(1st district, Taichung City)</b>			
<b>Information</b>		[Type= discrete] [Format=numeric] [Range= 1-99] [Missing=*]	
<b>Statistics [NW/ W]</b>		[Valid=3271 /-] [Invalid=2570 /-]	
<b>Value</b>	<b>Label</b>	<b>Cases</b>	<b>Percentage</b>
1	Yes	25	0.8%
2	NO	5	0.2%
95	Refuse to answer	0	
99	Skipped	3241	99.1%
Sysmiss		2570	
<i>Warning: these figures indicate the number of cases found in the data file. They cannot be interpreted as summary statistics of the population of interest.</i>			
<b># pq190: 2b.Who is the person you want to vote for most in the beginning?(1st district, Taichung City)</b>			
<b>Information</b>		[Type= discrete] [Format=numeric] [Range= 1-99] [Missing=*]	
<b>Statistics [NW/ W]</b>		[Valid=3271 /-] [Invalid=2570 /-]	
<b>Value</b>	<b>Label</b>	<b>Cases</b>	<b>Percentage</b>
1	Yen, Chiou-Yue(KMT)	0	
2	Tsai, Chi-Chang(DPP)	0	
7	Chen, Chun Yuan(Unionist Party)	0	
8	Wang Shu-Fen(Constitutional Conventions of Taiwan)	0	
26	Houng, Chin Tei(Independent)	0	
91	Didn't intend to vote	5	0.2%
95	Refuse to answer	0	
99	Skipped	3266	99.8%
Sysmiss		2570	
<i>Warning: these figures indicate the number of cases found in the data file. They cannot be interpreted as summary statistics of the population of interest.</i>			
<b># pq191: 2.Which district, candidate did you vote for?(2nd district, Taichung City)</b>			
<b>Information</b>		[Type= discrete] [Format=numeric] [Range= 1-99] [Missing=*]	
<b>Statistics [NW/ W]</b>		[Valid=3271 /-] [Invalid=2570 /-]	
<b>Value</b>	<b>Label</b>	<b>Cases</b>	<b>Percentage</b>
1	Yen, Kuan-Heng(KMT)	21	0.6%
2	Chen, Shih-Kai(DPP)	12	0.4%
26	Chi, Kuo-Tung(Independent)	3	0.1%
27	Chung, Wen-Long(Independent)	0	
89	Didn't pick up the ballot	0	
91	Forget	2	0.1%
92	Not eligible to vote	0	
93	Didn't turnout to vote	7	0.2%
94	Cast invalid vote	1	0.0%
95	Refuse to answer	8	0.2%
99	Skipped	3217	98.3%
Sysmiss		2570	
<i>Warning: these figures indicate the number of cases found in the data file. They cannot be interpreted as summary statistics of the population of interest.</i>			
<b># pq192: 2a.Is this the candidate that you want to vote for most in the beginning?(2nd district, Taichung City)</b>			
<b>Information</b>		[Type= discrete] [Format=numeric] [Range= 1-99] [Missing=*]	
<b>Statistics [NW/ W]</b>		[Valid=3271 /-] [Invalid=2570 /-]	

# pq192: 2a.Is this the candidate that you want to vote for most in the beginning?(2nd district, Taichung City)

Value	Label	Cases	Percentage
1	Yes	30	0.9%
2	NO	6	0.2%
95	Refuse to answer	0	
99	Skipped	3235	98.9%
Sysmiss		2570	

Warning: these figures indicate the number of cases found in the data file. They cannot be interpreted as summary statistics of the population of interest.

# pq193: 2b.Who is the person you want to vote for most in the beginning?(2nd district, Taichung City)

<b>Information</b>	[Type= discrete] [Format=numeric] [Range= 1-99] [Missing=*]
<b>Statistics [NW/ W]</b>	[Valid=3271 /-] [Invalid=2570 /-]

Value	Label	Cases	Percentage
1	Yen, Kuan-Heng(KMT)	1	0.0%
2	Chen, Shih-Kai(DPP)	0	
26	Chi, Kuo-Tung(Independent)	1	0.0%
27	Chung, Wen-Long(Independent)	0	
91	Didn't intend to vote	4	0.1%
95	Refuse to answer	0	
99	Skipped	3265	99.8%
Sysmiss		2570	

Warning: these figures indicate the number of cases found in the data file. They cannot be interpreted as summary statistics of the population of interest.

# pq194: 2.Which district, candidate did you vote for?(3rd district, Taichung City)

<b>Information</b>	[Type= discrete] [Format=numeric] [Range= 1-99] [Missing=*]
<b>Statistics [NW/ W]</b>	[Valid=3271 /-] [Invalid=2570 /-]

Value	Label	Cases	Percentage
1	Yang, Chiung-Ying(KMT)	18	0.6%
14	Huang, Hsin-Chi(Military, Civil, and Faculty Alliance Party)	0	
17	Hung, Tzu-Yung(New Power Party)	23	0.7%
89	Didn't pick up the ballot	0	
91	Forget	0	
92	Not eligible to vote	0	
93	Didn't turnout to vote	6	0.2%
94	Cast invalid vote	1	0.0%
95	Refuse to answer	4	0.1%
99	Skipped	3219	98.4%
Sysmiss		2570	

Warning: these figures indicate the number of cases found in the data file. They cannot be interpreted as summary statistics of the population of interest.

# pq195: 2a.Is this the candidate that you want to vote for most in the beginning?(3rd district, Taichung City)

<b>Information</b>	[Type= discrete] [Format=numeric] [Range= 1-99] [Missing=*]
<b>Statistics [NW/ W]</b>	[Valid=3271 /-] [Invalid=2570 /-]

Value	Label	Cases	Percentage
1	Yes	38	1.2%
2	NO	3	0.1%
95	Refuse to answer	0	
99	Skipped	3230	98.7%



<b># pq195: 2a.Is this the candidate that you want to vote for most in the beginning?(3rd district, Taichung City)</b>			
<b>Value</b>	<b>Label</b>	<b>Cases</b>	<b>Percentage</b>
Systemmiss		2570	
<i>Warning: these figures indicate the number of cases found in the data file. They cannot be interpreted as summary statistics of the population of interest.</i>			
<b># pq196: 2b.Who is the person you want to vote for most in the beginning?(3rd district, Taichung City)</b>			
<b>Information</b>	[Type= discrete] [Format=numeric] [Range= 1-99] [Missing=*]		
<b>Statistics [NW/ W]</b>	[Valid=3271 /-] [Invalid=2570 /-]		
<b>Value</b>	<b>Label</b>	<b>Cases</b>	<b>Percentage</b>
1	Yang, Chiung-Ying(KMT)	0	
14	Huang, Hsin-Chi(Military, Civil, and Faculty Alliance Party)	0	
17	Hung, Tzu-Yung(New Power Party)	0	
91	Didn't intend to vote	3	0.1%
95	Refuse to answer	0	
99	Skipped	3268	99.9%
Systemmiss		2570	
<i>Warning: these figures indicate the number of cases found in the data file. They cannot be interpreted as summary statistics of the population of interest.</i>			
<b># pq197: 2.Which district, candidate did you vote for?(4th district, Taichung City)</b>			
<b>Information</b>	[Type= discrete] [Format=numeric] [Range= 1-99] [Missing=*]		
<b>Statistics [NW/ W]</b>	[Valid=3271 /-] [Invalid=2570 /-]		
<b>Value</b>	<b>Label</b>	<b>Cases</b>	<b>Percentage</b>
1	Tsai, Chin-Lung(KMT)	10	0.3%
2	Chang Liao, Wan-Chien(DPP)	11	0.3%
18	Wu, Shu-Hui(Republican Party)	2	0.1%
19	You, Shou Yuan(Free Taiwan Party)	0	
25	Yeh, Chun-Hsin(Faith And Hope League)	3	0.1%
26	Yen, Hui Li(Independent)	1	0.0%
89	Didn't pick up the ballot	0	
91	Forget	0	
92	Not eligible to vote	1	0.0%
93	Didn't turnout to vote	7	0.2%
94	Cast invalid vote	1	0.0%
95	Refuse to answer	4	0.1%
99	Skipped	3231	98.8%
Systemmiss		2570	
<i>Warning: these figures indicate the number of cases found in the data file. They cannot be interpreted as summary statistics of the population of interest.</i>			
<b># pq198: 2a.Is this the candidate that you want to vote for most in the beginning?(4th district, Taichung City)</b>			
<b>Information</b>	[Type= discrete] [Format=numeric] [Range= 1-99] [Missing=*]		
<b>Statistics [NW/ W]</b>	[Valid=3271 /-] [Invalid=2570 /-]		
<b>Value</b>	<b>Label</b>	<b>Cases</b>	<b>Percentage</b>
1	Yes	24	0.7%
2	NO	2	0.1%
95	Refuse to answer	1	0.0%
99	Skipped	3244	99.2%
Systemmiss		2570	
<i>Warning: these figures indicate the number of cases found in the data file. They cannot be interpreted as summary statistics of the population of interest.</i>			

<b># pq199: 2b. Who is the person you want to vote for most in the beginning?(4th district, Taichung City)</b>			
<b>Information</b>		[Type= discrete] [Format=numeric] [Range= 1-99] [Missing=*]	
<b>Statistics [NW/ W]</b>		[Valid=3271 /-] [Invalid=2570 /-]	
<b>Value</b>	<b>Label</b>	<b>Cases</b>	<b>Percentage</b>
1	Tsai, Chin-Lung(KMT)	0	
2	Chang Liao, Wan-Chien(DPP)	0	
18	Wu, Shu-Hui(Republican Party)	0	
19	You, Shou Yuan(Free Taiwan Party)	0	
25	Yeh, Chun-Hsin(Faith And Hope League)	0	
26	Yen, Hui Li(Independent)	0	
91	Didn't intend to vote	2	0.1%
95	Refuse to answer	0	
99	Skipped	3269	99.9%
Sysmiss		2570	
<i>Warning: these figures indicate the number of cases found in the data file. They cannot be interpreted as summary statistics of the population of interest.</i>			
<b># pq200: 2. Which district, candidate did you vote for?(5th district, Taichung City)</b>			
<b>Information</b>		[Type= discrete] [Format=numeric] [Range= 1-99] [Missing=*]	
<b>Statistics [NW/ W]</b>		[Valid=3271 /-] [Invalid=2570 /-]	
<b>Value</b>	<b>Label</b>	<b>Cases</b>	<b>Percentage</b>
1	Lu, Shiow-Yen(KMT)	23	0.7%
5	Liu, Kuo-Lung(TSU)	13	0.4%
25	Chien, Meng-Hsuan(Faith And Hope League)	2	0.1%
26	Miao, Feng-Lung(Independent)	0	
89	Didn't pick up the ballot	1	0.0%
91	Forget	0	
92	Not eligible to vote	0	
93	Didn't turnout to vote	6	0.2%
94	Cast invalid vote	0	
95	Refuse to answer	1	0.0%
99	Skipped	3225	98.6%
Sysmiss		2570	
<i>Warning: these figures indicate the number of cases found in the data file. They cannot be interpreted as summary statistics of the population of interest.</i>			
<b># pq201: 2a. Is this the candidate that you want to vote for most in the beginning?(5th district, Taichung City)</b>			
<b>Information</b>		[Type= discrete] [Format=numeric] [Range= 1-99] [Missing=*]	
<b>Statistics [NW/ W]</b>		[Valid=3271 /-] [Invalid=2570 /-]	
<b>Value</b>	<b>Label</b>	<b>Cases</b>	<b>Percentage</b>
1	Yes	32	1.0%
2	NO	6	0.2%
95	Refuse to answer	0	
99	Skipped	3233	98.8%
Sysmiss		2570	
<i>Warning: these figures indicate the number of cases found in the data file. They cannot be interpreted as summary statistics of the population of interest.</i>			
<b># pq202: 2b. Who is the person you want to vote for most in the beginning?(5th district, Taichung City)</b>			
<b>Information</b>		[Type= discrete] [Format=numeric] [Range= 1-99] [Missing=*]	
<b>Statistics [NW/ W]</b>		[Valid=3271 /-] [Invalid=2570 /-]	

# pq202: 2b. Who is the person you want to vote for most in the beginning?(5th district, Taichung City)

Value	Label	Cases	Percentage
1	Lu, Shiow-Yen(KMT)	1	0.0%
5	Liu, Kuo-Lung(TSU)	0	
25	Chien, Meng-Hsuan(Faith And Hope League)	0	
26	Miao, Feng-Lung(Independent)	0	
91	Didn't intend to vote	5	0.2%
95	Refuse to answer	0	
99	Skipped	3265	99.8%
Sysmiss		2570	

Warning: these figures indicate the number of cases found in the data file. They cannot be interpreted as summary statistics of the population of interest.

# pq203: 2. Which district, candidate did you vote for?(6th district, Taichung City)

<b>Information</b>	[Type= discrete] [Format=numeric] [Range= 1-99] [Missing=*]
<b>Statistics [NW/ W]</b>	[Valid=3271 /-] [Invalid=2570 /-]

Value	Label	Cases	Percentage
1	Shen, Chih-Hwei(KMT)	9	0.3%
2	Huang, Kuo-Shu(DPP)	16	0.5%
26	Ho, Tzu Hua(Independent)	1	0.0%
89	Didn't pick up the ballot	0	
91	Forget	0	
92	Not eligible to vote	0	
93	Didn't turnout to vote	2	0.1%
94	Cast invalid vote	1	0.0%
95	Refuse to answer	1	0.0%
99	Skipped	3241	99.1%
Sysmiss		2570	

Warning: these figures indicate the number of cases found in the data file. They cannot be interpreted as summary statistics of the population of interest.

# pq204: 2a. Is this the candidate that you want to vote for most in the beginning?(6th district, Taichung City)

<b>Information</b>	[Type= discrete] [Format=numeric] [Range= 1-99] [Missing=*]
<b>Statistics [NW/ W]</b>	[Valid=3271 /-] [Invalid=2570 /-]

Value	Label	Cases	Percentage
1	Yes	24	0.7%
2	NO	2	0.1%
95	Refuse to answer	0	
99	Skipped	3245	99.2%
Sysmiss		2570	

Warning: these figures indicate the number of cases found in the data file. They cannot be interpreted as summary statistics of the population of interest.

# pq205: 2b. Who is the person you want to vote for most in the beginning?(6th district, Taichung City)

<b>Information</b>	[Type= discrete] [Format=numeric] [Range= 1-99] [Missing=*]
<b>Statistics [NW/ W]</b>	[Valid=3271 /-] [Invalid=2570 /-]

Value	Label	Cases	Percentage
1	Shen, Chih-Hwei(KMT)	0	
2	Huang, Kuo-Shu(DPP)	1	0.0%
26	Ho, Tzu Hua(Independent)	0	
91	Didn't intend to vote	1	0.0%

<b># pq205: 2b. Who is the person you want to vote for most in the beginning?(6th district, Taichung City)</b>			
Value	Label	Cases	Percentage
95	Refuse to answer	0	
99	Skipped	3269	99.9%
Sysmiss		2570	
<i>Warning: these figures indicate the number of cases found in the data file. They cannot be interpreted as summary statistics of the population of interest.</i>			
<b># pq206: 2. Which district, candidate did you vote for?(7th district, Taichung City)</b>			
<b>Information</b>		[Type= discrete] [Format=numeric] [Range= 1-99] [Missing=*]	
<b>Statistics [NW/ W]</b>		[Valid=3271 /-] [Invalid=2570 /-]	
Value	Label	Cases	Percentage
1	Lai, Yi-Huang(KMT)	13	0.4%
2	Ho, Hsin-Chun(DPP)	25	0.8%
14	Shih, Tatsai(Military, Civil, and Faculty Alliance Party)	1	0.0%
89	Didn't pick up the ballot	0	
91	Forget	0	
92	Not eligible to vote	0	
93	Didn't turnout to vote	6	0.2%
94	Cast invalid vote	1	0.0%
95	Refuse to answer	1	0.0%
99	Skipped	3224	98.6%
Sysmiss		2570	
<i>Warning: these figures indicate the number of cases found in the data file. They cannot be interpreted as summary statistics of the population of interest.</i>			
<b># pq207: 2a. Is this the candidate that you want to vote for most in the beginning?(7th district, Taichung City)</b>			
<b>Information</b>		[Type= discrete] [Format=numeric] [Range= 1-99] [Missing=*]	
<b>Statistics [NW/ W]</b>		[Valid=3271 /-] [Invalid=2570 /-]	
Value	Label	Cases	Percentage
1	Yes	35	1.1%
2	NO	3	0.1%
95	Refuse to answer	1	0.0%
99	Skipped	3232	98.8%
Sysmiss		2570	
<i>Warning: these figures indicate the number of cases found in the data file. They cannot be interpreted as summary statistics of the population of interest.</i>			
<b># pq208: 2b. Who is the person you want to vote for most in the beginning?(7th district, Taichung City)</b>			
<b>Information</b>		[Type= discrete] [Format=numeric] [Range= 1-99] [Missing=*]	
<b>Statistics [NW/ W]</b>		[Valid=3271 /-] [Invalid=2570 /-]	
Value	Label	Cases	Percentage
1	Lai, Yi-Huang(KMT)	1	0.0%
2	Ho, Hsin-Chun(DPP)	1	0.0%
14	Shih, Tatsai(Military, Civil, and Faculty Alliance Party)	0	
91	Didn't intend to vote	1	0.0%
95	Refuse to answer	0	
99	Skipped	3268	99.9%
Sysmiss		2570	
<i>Warning: these figures indicate the number of cases found in the data file. They cannot be interpreted as summary statistics of the population of interest.</i>			

<b># pq209: 2.Which district, candidate did you vote for?(8th district, Taichung City)</b>			
<b>Information</b>		[Type= discrete] [Format=numeric] [Range= 1-99] [Missing=*]	
<b>Statistics [NW/ W]</b>		[Valid=3271 /-] [Invalid=2570 /-]	
<b>Value</b>	<b>Label</b>	<b>Cases</b>	<b>Percentage</b>
1	Chiang, Chi-Chen(KMT)	17	0.5%
2	Hsieh, Chih-Chung(DPP)	14	0.4%
26	Wang, Cheng Chi(Independent)	1	0.0%
89	Didn't pick up the ballot	1	0.0%
91	Forget	0	
92	Not eligible to vote	0	
93	Didn't turnout to vote	0	
94	Cast invalid vote	1	0.0%
95	Refuse to answer	9	0.3%
99	Skipped	3228	98.7%
Sysmiss		2570	
<i>Warning: these figures indicate the number of cases found in the data file. They cannot be interpreted as summary statistics of the population of interest.</i>			
<b># pq210: 2a.Is this the candidate that you want to vote for most in the beginning?(8th district, Taichung City)</b>			
<b>Information</b>		[Type= discrete] [Format=numeric] [Range= 1-99] [Missing=*]	
<b>Statistics [NW/ W]</b>		[Valid=3271 /-] [Invalid=2570 /-]	
<b>Value</b>	<b>Label</b>	<b>Cases</b>	<b>Percentage</b>
1	Yes	31	0.9%
2	NO	1	0.0%
95	Refuse to answer	0	
99	Skipped	3239	99.0%
Sysmiss		2570	
<i>Warning: these figures indicate the number of cases found in the data file. They cannot be interpreted as summary statistics of the population of interest.</i>			
<b># pq211: 2b.Who is the person you want to vote for most in the beginning?(8th district, Taichung City)</b>			
<b>Information</b>		[Type= discrete] [Format=numeric] [Range= 1-99] [Missing=*]	
<b>Statistics [NW/ W]</b>		[Valid=3271 /-] [Invalid=2570 /-]	
<b>Value</b>	<b>Label</b>	<b>Cases</b>	<b>Percentage</b>
1	Chiang, Chi-Chen(KMT)	0	
2	Hsieh, Chih-Chung(DPP)	0	
26	Wang, Cheng Chi(Independent)	0	
91	Didn't intend to vote	1	0.0%
95	Refuse to answer	0	
99	Skipped	3270	100.0%
Sysmiss		2570	
<i>Warning: these figures indicate the number of cases found in the data file. They cannot be interpreted as summary statistics of the population of interest.</i>			
<b># pq212: 2.Which district, candidate did you vote for?(1st district, Tainan City)</b>			
<b>Information</b>		[Type= discrete] [Format=numeric] [Range= 1-99] [Missing=*]	
<b>Statistics [NW/ W]</b>		[Valid=3271 /-] [Invalid=2570 /-]	
<b>Value</b>	<b>Label</b>	<b>Cases</b>	<b>Percentage</b>
1	Huang, Rui Kun(KMT)	11	0.3%
2	Ye, Yi Jin(DPP)	28	0.9%

# pq212: 2.Which district, candidate did you vote for?(1st district, Tainan City)

Value	Label	Cases	Percentage
7	Chen, Bo Zhi(Unionist Party)	0	
26	Lin, De Wang(Independent)	2	0.1%
89	Didn't pick up the ballot	1	0.0%
91	Forget	2	0.1%
92	Not eligible to vote	0	
93	Didn't turnout to vote	9	0.3%
94	Cast invalid vote	1	0.0%
95	Refuse to answer	9	0.3%
99	Skipped	3208	98.1%
Sysmiss		2570	

Warning: these figures indicate the number of cases found in the data file. They cannot be interpreted as summary statistics of the population of interest.

# pq213: 2a.Is this the candidate that you want to vote for most in the beginning?(1st district, Tainan City)

<b>Information</b>	[Type= discrete] [Format=numeric] [Range= 1-99] [Missing=*]
<b>Statistics [NW/ W]</b>	[Valid=3271 /-] [Invalid=2570 /-]

Value	Label	Cases	Percentage
1	Yes	36	1.1%
2	NO	5	0.2%
95	Refuse to answer	0	
99	Skipped	3230	98.7%
Sysmiss		2570	

Warning: these figures indicate the number of cases found in the data file. They cannot be interpreted as summary statistics of the population of interest.

# pq214: 2b.Who is the person you want to vote for most in the beginning?(1st district, Tainan City)

<b>Information</b>	[Type= discrete] [Format=numeric] [Range= 1-99] [Missing=*]
<b>Statistics [NW/ W]</b>	[Valid=3271 /-] [Invalid=2570 /-]

Value	Label	Cases	Percentage
1	Huang, Rui Kun(KMT)	1	0.0%
2	Ye, Yi Jin(DPP)	0	
7	Chen, Bo Zhi(Unionist Party)	0	
26	Lin, De Wang(Independent)	1	0.0%
91	Didn't intend to vote	3	0.1%
95	Refuse to answer	0	
99	Skipped	3266	99.8%
Sysmiss		2570	

Warning: these figures indicate the number of cases found in the data file. They cannot be interpreted as summary statistics of the population of interest.

# pq215: 2.Which district, candidate did you vote for?(2nd district, Tainan City)

<b>Information</b>	[Type= discrete] [Format=numeric] [Range= 1-99] [Missing=*]
<b>Statistics [NW/ W]</b>	[Valid=3271 /-] [Invalid=2570 /-]

Value	Label	Cases	Percentage
1	Huang, Yao Sheng(KMT)	7	0.2%
2	Huang, Wei Zhe(DPP)	40	1.2%
7	Huang, Min Zhen(Unionist Party)	0	
19	Huang, Xian Qing(Free Taiwan Party)	0	
26	Wang, Guo Dong(Independent)	0	

<b># pq215: 2.Which district, candidate did you vote for?(2nd district, Tainan City)</b>			
<b>Value</b>	<b>Label</b>	<b>Cases</b>	<b>Percentage</b>
89	Didn't pick up the ballot	1	0.0%
91	Forget	3	0.1%
92	Not eligible to vote	0	
93	Didn't turnout to vote	11	0.3%
94	Cast invalid vote	2	0.1%
95	Refuse to answer	4	0.1%
99	Skipped	3203	97.9%
Sysmiss		2570	
<i>Warning: these figures indicate the number of cases found in the data file. They cannot be interpreted as summary statistics of the population of interest.</i>			
<b># pq216: 2a.Is this the candidate that you want to vote for most in the beginning?(2nd district, Tainan City)</b>			
<b>Information</b>	[Type= discrete] [Format=numeric] [Range= 1-99] [Missing=*]		
<b>Statistics [NW/ W]</b>	[Valid=3271 /-] [Invalid=2570 /-]		
<b>Value</b>	<b>Label</b>	<b>Cases</b>	<b>Percentage</b>
1	Yes	42	1.3%
2	NO	4	0.1%
95	Refuse to answer	1	0.0%
99	Skipped	3224	98.6%
Sysmiss		2570	
<i>Warning: these figures indicate the number of cases found in the data file. They cannot be interpreted as summary statistics of the population of interest.</i>			
<b># pq217: 2b.Who is the person you want to vote for most in the beginning?(2nd district, Tainan City)</b>			
<b>Information</b>	[Type= discrete] [Format=numeric] [Range= 1-99] [Missing=*]		
<b>Statistics [NW/ W]</b>	[Valid=3271 /-] [Invalid=2570 /-]		
<b>Value</b>	<b>Label</b>	<b>Cases</b>	<b>Percentage</b>
1	Huang, Yao Sheng(KMT)	0	
2	Huang, Wei Zhe(DPP)	0	
7	Huang, Min Zhen(Unionist Party)	0	
19	Huang, Xian Qing(Free Taiwan Party)	0	
26	Wang, Guo Dong(Independent)	0	
91	Didn't intend to vote	0	
95	Refuse to answer	4	0.1%
99	Skipped	3267	99.9%
Sysmiss		2570	
<i>Warning: these figures indicate the number of cases found in the data file. They cannot be interpreted as summary statistics of the population of interest.</i>			
<b># pq218: 2.Which district, candidate did you vote for?(3rd district, Tainan City)</b>			
<b>Information</b>	[Type= discrete] [Format=numeric] [Range= 1-99] [Missing=*]		
<b>Statistics [NW/ W]</b>	[Valid=3271 /-] [Invalid=2570 /-]		
<b>Value</b>	<b>Label</b>	<b>Cases</b>	<b>Percentage</b>
1	Xie, Long Jie(KMT)	6	0.2%
2	Chen, Ting Fei(DPP)	37	1.1%
7	Weng, Wan Ning(Unionist Party)	0	
18	Deng, Xiu Bao(Republican Party)	2	0.1%
89	Didn't pick up the ballot	0	
91	Forget	1	0.0%

<b># pq218: 2.Which district, candidate did you vote for?(3rd district, Tainan City)</b>			
<b>Value</b>	<b>Label</b>	<b>Cases</b>	<b>Percentage</b>
92	Not eligible to vote	1	0.0%
93	Didn't turnout to vote	8	0.2%
94	Cast invalid vote	2	0.1%
95	Refuse to answer	5	0.2%
99	Skipped	3209	98.1%
Sysmiss		2570	
<i>Warning: these figures indicate the number of cases found in the data file. They cannot be interpreted as summary statistics of the population of interest.</i>			
<b># pq219: 2a.Is this the candidate that you want to vote for most in the beginning?(3rd district, Tainan City)</b>			
<b>Information</b>	[Type= discrete] [Format=numeric] [Range= 1-99] [Missing=*]		
<b>Statistics [NW/ W]</b>	[Valid=3271 /-] [Invalid=2570 /-]		
<b>Value</b>	<b>Label</b>	<b>Cases</b>	<b>Percentage</b>
1	Yes	44	1.3%
2	NO	1	0.0%
95	Refuse to answer	0	
99	Skipped	3226	98.6%
Sysmiss		2570	
<i>Warning: these figures indicate the number of cases found in the data file. They cannot be interpreted as summary statistics of the population of interest.</i>			
<b># pq220: 2b.Who is the person you want to vote for most in the beginning?(3rd district, Tainan City)</b>			
<b>Information</b>	[Type= discrete] [Format=numeric] [Range= 1-99] [Missing=*]		
<b>Statistics [NW/ W]</b>	[Valid=3271 /-] [Invalid=2570 /-]		
<b>Value</b>	<b>Label</b>	<b>Cases</b>	<b>Percentage</b>
1	Xie, Long Jie(KMT)	0	
2	Chen, Ting Fei(DPP)	1	0.0%
7	Weng, Wan Ning(Unionist Party)	0	
18	Deng, Xiu Bao(Republican Party)	0	
91	Didn't intend to vote	0	
95	Refuse to answer	0	
99	Skipped	3270	100.0%
Sysmiss		2570	
<i>Warning: these figures indicate the number of cases found in the data file. They cannot be interpreted as summary statistics of the population of interest.</i>			
<b># pq221: 2.Which district, candidate did you vote for?(4th district, Tainan City)</b>			
<b>Information</b>	[Type= discrete] [Format=numeric] [Range= 1-99] [Missing=*]		
<b>Statistics [NW/ W]</b>	[Valid=3271 /-] [Invalid=2570 /-]		
<b>Value</b>	<b>Label</b>	<b>Cases</b>	<b>Percentage</b>
1	Chen, Shu Hui(KMT)	14	0.4%
2	Lin, Jun Xian(DPP)	31	0.9%
7	Fu, Jian Feng(Unionist Party)	0	
8	Chen, Huang Zhou(Constitutional Conventions of Taiwan)	0	
17	Tsai, Yu Zhi(New Power Party)	0	
24	Yang, Zhi Da(Green Party Taiwan & Social Democratic Party AI)	1	0.0%
89	Didn't pick up the ballot	0	
91	Forget	1	0.0%
92	Not eligible to vote	0	



# pq221: 2.Which district, candidate did you vote for?(4th district, Tainan City)

Value	Label	Cases	Percentage
93	Didn't turnout to vote	2	0.1%
94	Cast invalid vote	2	0.1%
95	Refuse to answer	4	0.1%
99	Skipped	3216	98.3%
Sysmiss		2570	

Warning: these figures indicate the number of cases found in the data file. They cannot be interpreted as summary statistics of the population of interest.

# pq222: 2a.Is this the candidate that you want to vote for most in the beginning?(4th district, Tainan City)

<b>Information</b>	[Type= discrete] [Format=numeric] [Range= 1-99] [Missing=*]
<b>Statistics [NW/ W]</b>	[Valid=3271 /-] [Invalid=2570 /-]

Value	Label	Cases	Percentage
1	Yes	42	1.3%
2	NO	4	0.1%
95	Refuse to answer	0	
99	Skipped	3225	98.6%
Sysmiss		2570	

Warning: these figures indicate the number of cases found in the data file. They cannot be interpreted as summary statistics of the population of interest.

# pq223: 2b.Who is the person you want to vote for most in the beginning?(4th district, Tainan City)

<b>Information</b>	[Type= discrete] [Format=numeric] [Range= 1-99] [Missing=*]
<b>Statistics [NW/ W]</b>	[Valid=3271 /-] [Invalid=2570 /-]

Value	Label	Cases	Percentage
1	Chen, Shu Hui(KMT)	2	0.1%
2	Lin, Jun Xian(DPP)	0	
7	Fu, Jian Feng(Unionist Party)	0	
8	Chen, Huang Zhou(Constitutional Conventions of Taiwan)	0	
17	Tsai, Yu Zhi(New Power Party)	0	
24	Yang, Zhi Da(Green Party Taiwan & Social Democratic Party Al	0	
91	Didn't intend to vote	2	0.1%
95	Refuse to answer	0	
99	Skipped	3267	99.9%
Sysmiss		2570	

Warning: these figures indicate the number of cases found in the data file. They cannot be interpreted as summary statistics of the population of interest.

# pq224: 2.Which district, candidate did you vote for?(5th district, Tainan City)

<b>Information</b>	[Type= discrete] [Format=numeric] [Range= 1-99] [Missing=*]
<b>Statistics [NW/ W]</b>	[Valid=3271 /-] [Invalid=2570 /-]

Value	Label	Cases	Percentage
1	Lin, Yi Huang(KMT)	10	0.3%
2	Wang, Ding Yu(DPP)	42	1.3%
6	Yan, Yang Qing(Taiwan Labor Party)	0	
7	Li, Ying Shi(Unionist Party)	0	
89	Didn't pick up the ballot	0	
91	Forget	3	0.1%
92	Not eligible to vote	0	
93	Didn't turnout to vote	5	0.2%

<b># pq224: 2.Which district, candidate did you vote for?(5th district, Tainan City)</b>			
<b>Value</b>	<b>Label</b>	<b>Cases</b>	<b>Percentage</b>
94	Cast invalid vote	1	0.0%
95	Refuse to answer	4	0.1%
99	Skipped	3206	98.0%
Sysmiss		2570	
<i>Warning: these figures indicate the number of cases found in the data file. They cannot be interpreted as summary statistics of the population of interest.</i>			
<b># pq225: 2a.Is this the candidate that you want to vote for most in the beginning?(5th district, Tainan City)</b>			
<b>Information</b>	[Type= discrete] [Format=numeric] [Range= 1-99] [Missing=*]		
<b>Statistics [NW/ W]</b>	[Valid=3271 /-] [Invalid=2570 /-]		
<b>Value</b>	<b>Label</b>	<b>Cases</b>	<b>Percentage</b>
1	Yes	47	1.4%
2	NO	5	0.2%
95	Refuse to answer	0	
99	Skipped	3219	98.4%
Sysmiss		2570	
<i>Warning: these figures indicate the number of cases found in the data file. They cannot be interpreted as summary statistics of the population of interest.</i>			
<b># pq226: 2b.Who is the person you want to vote for most in the beginning?(5th district, Tainan City)</b>			
<b>Information</b>	[Type= discrete] [Format=numeric] [Range= 1-99] [Missing=*]		
<b>Statistics [NW/ W]</b>	[Valid=3271 /-] [Invalid=2570 /-]		
<b>Value</b>	<b>Label</b>	<b>Cases</b>	<b>Percentage</b>
1	Lin, Yi Huang(KMT)	0	
2	Wang, Ding Yu(DPP)	0	
6	Yan, Yang Qing(Taiwan Labor Party)	0	
7	Li, Ying Shi(Unionist Party)	0	
91	Didn't intend to vote	4	0.1%
95	Refuse to answer	1	0.0%
99	Skipped	3266	99.8%
Sysmiss		2570	
<i>Warning: these figures indicate the number of cases found in the data file. They cannot be interpreted as summary statistics of the population of interest.</i>			
<b># pq227: 2.Which district, candidate did you vote for?(1st district, Taoyuan City)</b>			
<b>Information</b>	[Type= discrete] [Format=numeric] [Range= 1-99] [Missing=*]		
<b>Statistics [NW/ W]</b>	[Valid=3271 /-] [Invalid=2570 /-]		
<b>Value</b>	<b>Label</b>	<b>Cases</b>	<b>Percentage</b>
1	Chen, Ken Te(KMT)	6	0.2%
2	Cheng, Yun Peng(DPP)	10	0.3%
24	Wang, Pao Hsuan(Green Party Taiwan & Social Democratic Party)	3	0.1%
89	Didn't pick up the ballot	0	
91	Forget	1	0.0%
92	Not eligible to vote	0	
93	Didn't turnout to vote	8	0.2%
94	Cast invalid vote	0	
95	Refuse to answer	7	0.2%
99	Skipped	3236	98.9%
Sysmiss		2570	

**# pq227: 2.Which district, candidate did you vote for?(1st district, Taoyuan City)***Warning: these figures indicate the number of cases found in the data file. They cannot be interpreted as summary statistics of the population of interest.***# pq228: 2a.Is this the candidate that you want to vote for most in the beginning?(1st district, Taoyuan City)****Information** [Type= discrete] [Format=numeric] [Range= 1-99] [Missing=\*]**Statistics [NW/ W]** [Valid=3271 /-] [Invalid=2570 /-]

Value	Label	Cases	Percentage
1	Yes	19	0.6%
2	NO	0	
95	Refuse to answer	0	
99	Skipped	3252	99.4%
Sysmiss		2570	

*Warning: these figures indicate the number of cases found in the data file. They cannot be interpreted as summary statistics of the population of interest.***# pq229: 2b.Who is the person you want to vote for most in the beginning?(1st district, Taoyuan City)****Information** [Type= discrete] [Format=numeric] [Range= 1-99] [Missing=\*]**Statistics [NW/ W]** [Valid=3271 /-] [Invalid=2570 /-]

Value	Label	Cases	Percentage
1	Chen, Ken Te(KMT)	0	
2	Cheng, Yun Peng(DPP)	0	
24	Wang, Pao Hsuan(Green Party Taiwan & Social Democratic Party)	0	
91	Didn't intend to vote	0	
95	Refuse to answer	0	
99	Skipped	3271	100.0%
Sysmiss		2570	

*Warning: these figures indicate the number of cases found in the data file. They cannot be interpreted as summary statistics of the population of interest.***# pq230: 2.Which district, candidate did you vote for?(2nd district, Taoyuan City)****Information** [Type= discrete] [Format=numeric] [Range= 1-99] [Missing=\*]**Statistics [NW/ W]** [Valid=3271 /-] [Invalid=2570 /-]

Value	Label	Cases	Percentage
1	Liao, Cheng Ching(KMT)	12	0.4%
2	Chen Lai, Su Mei(DPP)	18	0.6%
15	Chen, Pei Yu(Trees Party)	1	0.0%
17	Chang, Kang Yi(New Power Party)	1	0.0%
20	Wu, Zhen Tuo(Taiwan Independence Party)	0	
26	Huang, Wei Chun(Green Party Taiwan & Social Democratic Party)	0	
89	Didn't pick up the ballot	0	
91	Forget	1	0.0%
92	Not eligible to vote	0	
93	Didn't turnout to vote	3	0.1%
94	Cast invalid vote	0	
95	Refuse to answer	4	0.1%
99	Skipped	3231	98.8%
Sysmiss		2570	

*Warning: these figures indicate the number of cases found in the data file. They cannot be interpreted as summary statistics of the population of interest.***# pq231: 2a.Is this the candidate that you want to vote for most in the beginning?(2nd district, Taoyuan City)****Information** [Type= discrete] [Format=numeric] [Range= 1-99] [Missing=\*]

<b># pq231: 2a.Is this the candidate that you want to vote for most in the beginning?(2nd district, Taoyuan City)</b>			
<b>Statistics [NW/ W]</b>		[Valid=3271 /-] [Invalid=2570 /-]	
<b>Value</b>	<b>Label</b>	<b>Cases</b>	<b>Percentage</b>
1	Yes	28	0.9%
2	NO	4	0.1%
95	Refuse to answer	0	
99	Skipped	3239	99.0%
Sysmiss		2570	
<i>Warning: these figures indicate the number of cases found in the data file. They cannot be interpreted as summary statistics of the population of interest.</i>			
<b># pq232: 2b.Who is the person you want to vote for most in the beginning?(2nd district, Taoyuan City)</b>			
<b>Information</b>		[Type= discrete] [Format=numeric] [Range= 1-99] [Missing=*]	
<b>Statistics [NW/ W]</b>		[Valid=3271 /-] [Invalid=2570 /-]	
<b>Value</b>	<b>Label</b>	<b>Cases</b>	<b>Percentage</b>
1	Liao, Cheng Ching(KMT)	1	0.0%
2	Chen Lai, Su Mei(DPP)	0	
15	Chen, Pei Yu(Trees Party)	1	0.0%
17	Chang, Kang Yi(New Power Party)	0	
20	Wu, Zhen Tuo(Taiwan Independence Party)	0	
26	Huang, Wei Chun(Green Party Taiwan & Social Democratic Party)	0	
91	Didn't intend to vote	0	
95	Refuse to answer	1	0.0%
99	Skipped	3268	99.9%
Sysmiss		2570	
<i>Warning: these figures indicate the number of cases found in the data file. They cannot be interpreted as summary statistics of the population of interest.</i>			
<b># pq233: 2.Which district, candidate did you vote for?(3rd district, Taoyuan City)</b>			
<b>Information</b>		[Type= discrete] [Format=numeric] [Range= 1-99] [Missing=*]	
<b>Statistics [NW/ W]</b>		[Valid=3271 /-] [Invalid=2570 /-]	
<b>Value</b>	<b>Label</b>	<b>Cases</b>	<b>Percentage</b>
1	Chen, Shei Saint(KMT)	18	0.6%
2	Hsu, Ching Wen(DPP)	11	0.3%
18	Chen, Hung Jui(Republican Party)	0	
19	Yu, Neng Sheng(Free Taiwan Party)	0	
26	Lai, Li Chu(Independent)	2	0.1%
89	Didn't pick up the ballot	0	
91	Forget	1	0.0%
92	Not eligible to vote	0	
93	Didn't turnout to vote	4	0.1%
94	Cast invalid vote	0	
95	Refuse to answer	1	0.0%
99	Skipped	3234	98.9%
Sysmiss		2570	
<i>Warning: these figures indicate the number of cases found in the data file. They cannot be interpreted as summary statistics of the population of interest.</i>			
<b># pq234: 2a.Is this the candidate that you want to vote for most in the beginning?(3rd district, Taoyuan City)</b>			
<b>Information</b>		[Type= discrete] [Format=numeric] [Range= 1-99] [Missing=*]	
<b>Statistics [NW/ W]</b>		[Valid=3271 /-] [Invalid=2570 /-]	

# pq234: 2a.Is this the candidate that you want to vote for most in the beginning?(3rd district, Taoyuan City)

Value	Label	Cases	Percentage
1	Yes	26	0.8%
2	NO	4	0.1%
95	Refuse to answer	1	0.0%
99	Skipped	3240	99.1%
Sysmiss		2570	

Warning: these figures indicate the number of cases found in the data file. They cannot be interpreted as summary statistics of the population of interest.

# pq235: 2b.Who is the person you want to vote for most in the beginning?(3rd district, Taoyuan City)

Information	[Type= discrete] [Format=numeric] [Range= 1-99] [Missing=*]
-------------	---

Statistics [NW/ W]	[Valid=3271 /-] [Invalid=2570 /-]
--------------------	-----------------------------------

Value	Label	Cases	Percentage
1	Chen, Shei Saint(KMT)	1	0.0%
2	Hsu, Ching Wen(DPP)	1	0.0%
18	Chen, Hung Jui(Republican Party)	0	
19	Yu, Neng Sheng(Free Taiwan Party)	0	
26	Lai, Li Chu(Independent)	0	
91	Didn't intend to vote	2	0.1%
95	Refuse to answer	0	
99	Skipped	3267	99.9%
Sysmiss		2570	

Warning: these figures indicate the number of cases found in the data file. They cannot be interpreted as summary statistics of the population of interest.

# pq236: 2.Which district, candidate did you vote for?(4th district, Taoyuan City)

Information	[Type= discrete] [Format=numeric] [Range= 1-99] [Missing=*]
-------------	---

Statistics [NW/ W]	[Valid=3271 /-] [Invalid=2570 /-]
--------------------	-----------------------------------

Value	Label	Cases	Percentage
1	Yang, Li Huan(KMT)	9	0.3%
2	Cheng, Pao Ching(DPP)	16	0.5%
89	Didn't pick up the ballot	1	0.0%
91	Forget	0	
92	Not eligible to vote	0	
93	Didn't turnout to vote	7	0.2%
94	Cast invalid vote	1	0.0%
95	Refuse to answer	3	0.1%
99	Skipped	3234	98.9%
Sysmiss		2570	

Warning: these figures indicate the number of cases found in the data file. They cannot be interpreted as summary statistics of the population of interest.

# pq237: 2a.Is this the candidate that you want to vote for most in the beginning?(4th district, Taoyuan City)

Information	[Type= discrete] [Format=numeric] [Range= 1-99] [Missing=*]
-------------	---

Statistics [NW/ W]	[Valid=3271 /-] [Invalid=2570 /-]
--------------------	-----------------------------------

Value	Label	Cases	Percentage
1	Yes	22	0.7%
2	NO	3	0.1%
95	Refuse to answer	0	
99	Skipped	3246	99.2%

<b># pq237: 2a.Is this the candidate that you want to vote for most in the beginning?(4th district, Taoyuan City)</b>			
<b>Value</b>	<b>Label</b>	<b>Cases</b>	<b>Percentage</b>
Sysmiss		2570	
<i>Warning: these figures indicate the number of cases found in the data file. They cannot be interpreted as summary statistics of the population of interest.</i>			
<b># pq238: 2b.Who is the person you want to vote for most in the beginning?(4th district, Taoyuan City)</b>			
<b>Information</b>	[Type= discrete] [Format=numeric] [Range= 1-99] [Missing=*]		
<b>Statistics [NW/ W]</b>	[Valid=3271 /-] [Invalid=2570 /-]		
<b>Value</b>	<b>Label</b>	<b>Cases</b>	<b>Percentage</b>
1	Yang, Li Huan(KMT)	1	0.0%
2	Cheng, Pao Ching(DPP)	0	
91	Didn't intend to vote	1	0.0%
95	Refuse to answer	1	0.0%
99	Skipped	3268	99.9%
Sysmiss		2570	
<i>Warning: these figures indicate the number of cases found in the data file. They cannot be interpreted as summary statistics of the population of interest.</i>			
<b># pq239: 2.Which district, candidate did you vote for?(5th district, Taoyuan City)</b>			
<b>Information</b>	[Type= discrete] [Format=numeric] [Range= 1-99] [Missing=*]		
<b>Statistics [NW/ W]</b>	[Valid=3271 /-] [Invalid=2570 /-]		
<b>Value</b>	<b>Label</b>	<b>Cases</b>	<b>Percentage</b>
1	Lu, Yu Ling(KMT)	14	0.4%
2	Chang, Chao Liang(DPP)	14	0.4%
10	Huang, Guo Hua(National Health Service Alliance)	0	
18	Chang, Cheng(Republican Party)	6	0.2%
26	Huang, Chih Hao(Independent)	0	
27	Hsiao, Chia Liang(Independent)	0	
89	Didn't pick up the ballot	0	
91	Forget	1	0.0%
92	Not eligible to vote	0	
93	Didn't turnout to vote	1	0.0%
94	Cast invalid vote	2	0.1%
95	Refuse to answer	3	0.1%
99	Skipped	3230	98.7%
Sysmiss		2570	
<i>Warning: these figures indicate the number of cases found in the data file. They cannot be interpreted as summary statistics of the population of interest.</i>			
<b># pq240: 2a.Is this the candidate that you want to vote for most in the beginning?(5th district, Taoyuan City)</b>			
<b>Information</b>	[Type= discrete] [Format=numeric] [Range= 1-99] [Missing=*]		
<b>Statistics [NW/ W]</b>	[Valid=3271 /-] [Invalid=2570 /-]		
<b>Value</b>	<b>Label</b>	<b>Cases</b>	<b>Percentage</b>
1	Yes	26	0.8%
2	NO	8	0.2%
95	Refuse to answer	0	
99	Skipped	3237	99.0%
Sysmiss		2570	
<i>Warning: these figures indicate the number of cases found in the data file. They cannot be interpreted as summary statistics of the population of interest.</i>			

# pq241: 2b. Who is the person you want to vote for most in the beginning?(5th district, Taoyuan City)			
Information		[Type= discrete] [Format=numeric] [Range= 1-99] [Missing=*]	
Statistics [NW/ W]		[Valid=3271 /-] [Invalid=2570 /-]	
Value	Label	Cases	Percentage
1	Lu, Yu Ling(KMT)	2	0.1%
2	Chang, Chao Liang(DPP)	0	
10	Huang, Guo Hua(National Health Service Alliance)	0	
18	Chang, Cheng(Republican Party)	1	0.0%
26	Huang, Chih Hao(Independent)	0	
27	Hsiao, Chia Liang(Independent)	0	
91	Didn't intend to vote	5	0.2%
95	Refuse to answer	0	
99	Skipped	3263	99.8%
Sysmiss		2570	

Warning: these figures indicate the number of cases found in the data file. They cannot be interpreted as summary statistics of the population of interest.

# pq242: 2. Which district, candidate did you vote for?(6th district, Taoyuan City)			
Information		[Type= discrete] [Format=numeric] [Range= 1-99] [Missing=*]	
Statistics [NW/ W]		[Valid=3271 /-] [Invalid=2570 /-]	
Value	Label	Cases	Percentage
1	Sun, Ta Chien(KMT)	20	0.6%
20	Lan, Da Shan(Taiwan Independence Party)	0	
23	Jun Jen Yuan(Taiwan Win Party)	0	
24	Lu, Tung Chieh(Green Party Taiwan & Social Democratic Party)	1	0.0%
26	Zhao, Zheng Yu(Independent)	19	0.6%
27	Yang, Jin Xuan(Independent)	1	0.0%
89	Didn't pick up the ballot	0	
91	Forget	1	0.0%
92	Not eligible to vote	1	0.0%
93	Didn't turnout to vote	9	0.3%
94	Cast invalid vote	0	
95	Refuse to answer	6	0.2%
99	Skipped	3213	98.2%
Sysmiss		2570	

Warning: these figures indicate the number of cases found in the data file. They cannot be interpreted as summary statistics of the population of interest.

# pq243: 2a. Is this the candidate that you want to vote for most in the beginning?(6th district, Taoyuan City)			
Information		[Type= discrete] [Format=numeric] [Range= 1-99] [Missing=*]	
Statistics [NW/ W]		[Valid=3271 /-] [Invalid=2570 /-]	
Value	Label	Cases	Percentage
1	Yes	36	1.1%
2	NO	5	0.2%
95	Refuse to answer	0	
99	Skipped	3230	98.7%
Sysmiss		2570	

Warning: these figures indicate the number of cases found in the data file. They cannot be interpreted as summary statistics of the population of interest.

<b># pq244: 2b. Who is the person you want to vote for most in the beginning?(6th district, Taoyuan City)</b>			
<b>Information</b>		[Type= discrete] [Format=numeric] [Range= 1-99] [Missing=*]	
<b>Statistics [NW/ W]</b>		[Valid=3271 /-] [Invalid=2570 /-]	
<b>Value</b>	<b>Label</b>	<b>Cases</b>	<b>Percentage</b>
1	Sun, Ta Chien(KMT)	2	0.1%
20	Lan, Da Shan(Taiwan Independence Party)	0	
23	Jun Jen Yuan(Taiwan Win Party)	0	
24	Lu, Tung Chieh(Green Party Taiwan & Social Democratic Party)	0	
26	Zhao, Zheng Yu(Independent)	1	0.0%
27	Yang, Jin Xuan(Independent)	0	
91	Didn't intend to vote	2	0.1%
95	Refuse to answer	0	
99	Skipped	3266	99.8%
Sysmiss		2570	
<i>Warning: these figures indicate the number of cases found in the data file. They cannot be interpreted as summary statistics of the population of interest.</i>			
<b># pq245: 2. Which district, candidate did you vote for?(Plain Aborigines district)</b>			
<b>Information</b>		[Type= discrete] [Format=numeric] [Range= 1-99] [Missing=*]	
<b>Statistics [NW/ W]</b>		[Valid=3271 /-] [Invalid=2570 /-]	
<b>Value</b>	<b>Label</b>	<b>Cases</b>	<b>Percentage</b>
1	Sra-Kacaw(KMT)	1	0.0%
2	Sufin-Siluko(KMT)	1	0.0%
3	Lin, Tsung-Han(KMT)	0	
4	Chen, Ying(DPP)	1	0.0%
5	Lin, Hao-Yi(PFP)	0	
7	Lin, Jin Ing(National Health Service Alliance)	0	
8	Lin, Amos(Taiwan First Bations Party)	0	
9	Takiyo-Kacaw(Military, Civil, and Faculty Alliance Party)	0	
10	Rahic Amind(Republican Party)	0	
15	Mayaw-Biho(Independent)	0	
16	Tamo, Ahsiung(Independent)	0	
17	Galahe-Wubai-Hayawan(Independent)	1	0.0%
18	Ke, Ren Yao(Independent)	1	0.0%
89	Didn't pick up the ballot	0	
91	Forget	0	
92	Not eligible to vote	0	
93	Didn't turnout to vote	0	
94	Cast invalid vote	0	
95	Refuse to answer	1	0.0%
99	Skipped	3265	99.8%
Sysmiss		2570	
<i>Warning: these figures indicate the number of cases found in the data file. They cannot be interpreted as summary statistics of the population of interest.</i>			
<b># pq246: 2a. Is this the candidate that you want to vote for most in the beginning?(Plain Aborigines district)</b>			
<b>Information</b>		[Type= discrete] [Format=numeric] [Range= 1-99] [Missing=*]	
<b>Statistics [NW/ W]</b>		[Valid=3271 /-] [Invalid=2570 /-]	



# pq246: 2a.Is this the candidate that you want to vote for most in the beginning?(Plain Aborigines district)

Value	Label	Cases	Percentage
1	Yes	3	0.1%
2	NO	2	0.1%
95	Refuse to answer	0	
99	Skipped	3266	99.8%
Sysmiss		2570	

Warning: these figures indicate the number of cases found in the data file. They cannot be interpreted as summary statistics of the population of interest.

# pq247: 2b.Who is the person you want to vote for most in the beginning?(Plain Aborigines district)

<b>Information</b>	[Type= discrete] [Format=numeric] [Range= 1-99] [Missing=*]
<b>Statistics [NW/ W]</b>	[Valid=3271 /-] [Invalid=2570 /-]

Value	Label	Cases	Percentage
1	Sra·Kacaw(KMT)	0	
2	Sufin·Siluko(KMT)	0	
3	Lin, Tsung-Han(KMT)	0	
4	Chen, Ying(DPP)	0	
5	Lin, Hao-Yi(PFP)	0	
7	Lin, Jin Ing(National Health Service Alliance)	0	
8	Lin, Amos(Taiwan First Bations Party)	0	
9	Takiyo·Kacaw(Military, Civil, and Faculty Alliance Party)	0	
10	Rahic Amind(Republican Party)	0	
15	Mayaw·Biho(Independent)	0	
16	Tamo, Ahsiung(Independent)	0	
17	Galahe·Wubai·Hayawan(Independent)	0	
18	Ke, Ren Yao(Independent)	0	
91	Didn't intend to vote	1	0.0%
95	Refuse to answer	1	0.0%
99	Skipped	3269	99.9%
Sysmiss		2570	

Warning: these figures indicate the number of cases found in the data file. They cannot be interpreted as summary statistics of the population of interest.

# pq248: 2.Which district, candidate did you vote for?(Mountain Aborigines district)

<b>Information</b>	[Type= discrete] [Format=numeric] [Range= 1-99] [Missing=*]
<b>Statistics [NW/ W]</b>	[Valid=3271 /-] [Invalid=2570 /-]

Value	Label	Cases	Percentage
1	Kung, Wen-Chi(KMT)	1	0.0%
2	Uliw·Qal jupayare(KMT)	2	0.1%
4	Walis·Perin(DPP)	0	
6	Kao, Chin Su Mei(Non-Partisan Solidarity Union)	2	0.1%
11	Yuming Suyan(China Production Party)	0	
12	Quan, Cheng Wei(Taiwan Independence Party)	0	
13	Yi Lan·Ming Ji Nu An(Faith And Hope League)	0	
14	Lin, Xin Yi(Faith And Hope League)	1	0.0%
15	Lin, Shi Wei(Independent)	0	
16	Tseng, Hua-Te(Independent)	0	
89	Didn't pick up the ballot	0	

**# pq248: 2. Which district, candidate did you vote for?(Mountain Aborigines district)**

<b>Value</b>	<b>Label</b>	<b>Cases</b>	<b>Percentage</b>
91	Forget	0	
92	Not eligible to vote	0	
93	Didn't turnout to vote	1	0.0%
94	Cast invalid vote	0	
95	Refuse to answer	1	0.0%
99	Skipped	3263	99.8%
Sysmiss		2570	

*Warning: these figures indicate the number of cases found in the data file. They cannot be interpreted as summary statistics of the population of interest.*

<b># pq249: 2a.Is this the candidate that you want to vote for most in the beginning?(Mountain Aborigines district)</b>			
<b>Information</b>		[Type= discrete] [Format=numeric] [Range= 1-99] [Missing=*]	
<b>Statistics [NW/ W]</b>		[Valid=3271 /-] [Invalid=2570 /-]	
<b>Value</b>	<b>Label</b>	<b>Cases</b>	<b>Percentage</b>
1	Yes	6	0.2%
2	NO	0	
95	Refuse to answer	0	
99	Skipped	3265	99.8%
Sysmiss		2570	
<i>Warning: these figures indicate the number of cases found in the data file. They cannot be interpreted as summary statistics of the population of interest.</i>			
<b># pq250: 2b.Who is the person you want to vote for most in the beginning?(Mountain Aborigines district)</b>			
<b>Information</b>		[Type= discrete] [Format=numeric] [Range= 1-99] [Missing=*]	
<b>Statistics [NW/ W]</b>		[Valid=3271 /-] [Invalid=2570 /-]	
<b>Value</b>	<b>Label</b>	<b>Cases</b>	<b>Percentage</b>
1	Kung, Wen-Chi(KMT)	0	
2	Uliw-Qal jupayare(KMT)	0	
4	Walis-Perin(DPP)	0	
6	Kao, Chin Su Mei(Non-Partisan Solidarity Union)	0	
11	Yuming Suyan(China Production Party)	0	
12	Quan, Cheng Wei(Taiwan Independence Party)	0	
13	Yi Lan-Ming Ji Nu An(Faith And Hope League)	0	
14	Lin, Xin Yi(Faith And Hope League)	0	
15	Lin, Shi Wei(Independent)	0	
16	Tseng, Hua-Te(Independent)	0	
91	Didn't intend to vote	0	
95	Refuse to answer	0	
99	Skipped	3271	100.0%
Sysmiss		2570	
<i>Warning: these figures indicate the number of cases found in the data file. They cannot be interpreted as summary statistics of the population of interest.</i>			
<b># pq251: 3.Regarding the party list vote, which party did you vote for?</b>			
<b>Information</b>		[Type= discrete] [Format=numeric] [Range= 1-99] [Missing=*]	
<b>Statistics [NW/ W]</b>		[Valid=3271 /-] [Invalid=2570 /-]	
<b>Value</b>	<b>Label</b>	<b>Cases</b>	<b>Percentage</b>
1	KMT	605	18.5%
2	DPP	1122	34.3%
3	NP	153	4.7%
4	PFP	223	6.8%
5	TSU	79	2.4%
7	Unionist Party	3	0.1%
8	Constitutional Conventions of Taiwan	2	0.1%
10	National Health Service Alliance	4	0.1%
11	People's Democratic Front	0	
14	Military, Civil, and Faculty Alliance Party	13	0.4%
15	Trees Party	16	0.5%
16	Peace Pigeon Union Party	1	0.0%

# pq251: 3.Regarding the party list vote, which party did you vote for?

Value	Label	Cases	Percentage
17	New Power Party	207	6.3%
18	Republican Party	30	0.9%
19	Free Taiwan Party	2	0.1%
20	Taiwan Independence Party	2	0.1%
24	Green Party Taiwan & Social Democratic Party Alliance	76	2.3%
25	Faith And Hope League	45	1.4%
30	Non-Partisan Solidarity Union	14	0.4%
89	Didn't pick up the ballot [skip to 4]	21	0.6%
91	Forget [skip to 4]	55	1.7%
94	Cast invalid vote [skip to 4]	39	1.2%
95	Refuse to answer [skip to 4]	146	4.5%
99	Skipped	413	12.6%
Sysmiss		2570	

Warning: these figures indicate the number of cases found in the data file. They cannot be interpreted as summary statistics of the population of interest.

# pq252: 3a.Is this the party that you want to vote for most in the beginning?

<b>Information</b>	[Type= discrete] [Format=numeric] [Range= 1-99] [Missing=*]
<b>Statistics [NW/ W]</b>	[Valid=3271 /-] [Invalid=2570 /-]

Value	Label	Cases	Percentage
1	Yes [skip 3b]	2088	63.8%
2	NO	498	15.2%
95	Refuse to answer [skip 3b]	9	0.3%
99	Skipped	676	20.7%
Sysmiss		2570	

Warning: these figures indicate the number of cases found in the data file. They cannot be interpreted as summary statistics of the population of interest.

# pq253: 3b.Which is the party you want to vote for most in the beginning?

<b>Information</b>	[Type= discrete] [Format=numeric] [Range= 1-99] [Missing=*]
<b>Statistics [NW/ W]</b>	[Valid=3271 /-] [Invalid=2570 /-]

Value	Label	Cases	Percentage
1	KMT	109	3.3%
2	DPP	85	2.6%
3	NP	5	0.2%
4	PFP	44	1.3%
5	TSU	17	0.5%
7	Unionist Party	0	
8	Constitutional Conventions of Taiwan	1	0.0%
10	National Health Service Alliance	0	
11	People's Democratic Front	0	
14	Military, Civil, and Faculty Alliance Party	0	
15	Trees Party	9	0.3%
16	Peace Pigeon Union Party	0	
17	New Power Party	75	2.3%
18	Republican Party	5	0.2%
19	Free Taiwan Party	1	0.0%
20	Taiwan Independence Party	1	0.0%

# pq253: 3b.Which is the party you want to vote for most in the beginning?

Value	Label	Cases	Percentage
24	Green Party Taiwan & Social Democratic Party Alliance	10	0.3%
25	Faith And Hope League	5	0.2%
30	Non-Partisan Solidarity Union	1	0.0%
91	Didn't intend to vote	113	3.5%
95	Refuse to answer	17	0.5%
99	Skipped	2773	84.8%
Sysmiss		2570	

Warning: these figures indicate the number of cases found in the data file. They cannot be interpreted as summary statistics of the population of interest.

# pq254: 4.In this presidential election, which candidate did you vote for?

<b>Information</b>	[Type= discrete] [Format=numeric] [Range= 1-99] [Missing=*]
<b>Statistics [NW/ W]</b>	[Valid=3271 /-] [Invalid=2570 /-]

Value	Label	Cases	Percentage
1	Chu, Li-Luan and Ju-Hsuan Wang	724	22.1%
2	Tsai, Ing-Wen and Chien-Jen Chen	1556	47.6%
3	Soong, James and Hsin-Ying Hsu	345	10.5%
89	Didn't pick up the ballot [skip to Q5]	15	0.5%
91	Forget [skip to Q5]	18	0.6%
94	Cast invalid vote [skip to Q5]	44	1.3%
95	Refuse to answer [skip to Q5]	156	4.8%
99	Skipped	413	12.6%
Sysmiss		2570	

Warning: these figures indicate the number of cases found in the data file. They cannot be interpreted as summary statistics of the population of interest.

# pq255: 4a.Is this the presidential candidate that you want to vote for most in the beginning?

<b>Information</b>	[Type= discrete] [Format=numeric] [Range= 1-99] [Missing=*]
<b>Statistics [NW/ W]</b>	[Valid=3271 /-] [Invalid=2570 /-]

Value	Label	Cases	Percentage
1	Yes [skip Q4b]	2336	71.4%
2	NO	281	8.6%
95	Refuse to answer [skip Q4b]	8	0.2%
99	Skipped	646	19.7%
Sysmiss		2570	

Warning: these figures indicate the number of cases found in the data file. They cannot be interpreted as summary statistics of the population of interest.

# pq256: 4b.Who is the person you want to vote for most in the beginning?

<b>Information</b>	[Type= discrete] [Format=numeric] [Range= 1-99] [Missing=*]
<b>Statistics [NW/ W]</b>	[Valid=3271 /-] [Invalid=2570 /-]

Value	Label	Cases	Percentage
1	Chu, Li-Luan and Ju-Hsuan Wang	55	1.7%
2	Tsai, Ing-Wen and Chien-Jen Chen	27	0.8%
3	Soong, James and Hsin-Ying Hsu	67	2.0%
91	Didn't intend to vote	123	3.8%
94	Cast invalid vote	1	0.0%
95	Refuse to answer	8	0.2%
99	Skipped	2990	91.4%

<b># pq256: 4b. Who is the person you want to vote for most in the beginning?</b>			
<b>Value</b>	<b>Label</b>	<b>Cases</b>	<b>Percentage</b>
Sysmiss		2570	
<i>Warning: these figures indicate the number of cases found in the data file. They cannot be interpreted as summary statistics of the population of interest.</i>			
<b># pq257: 5. Do you think the outcome of the legislative election is fair to small party?</b>			
<b>Information</b>	[Type= discrete] [Format=numeric] [Range= 1-98] [Missing=*]		
<b>Statistics [NW/ W]</b>	[Valid=3271 /-] [Invalid=2570 /-]		
<b>Value</b>	<b>Label</b>	<b>Cases</b>	<b>Percentage</b>
1	very fair	591	18.1%
2	fair	940	28.7%
3	unfair	468	14.3%
4	very unfair	206	6.3%
95	Refuse to answer	33	1.0%
96	It's hard to say	186	5.7%
97	No opinion	254	7.8%
98	Don't know	593	18.1%
Sysmiss		2570	
<i>Warning: these figures indicate the number of cases found in the data file. They cannot be interpreted as summary statistics of the population of interest.</i>			
<b># pq258: 6. Do you know how many legislators will be elected in your district?</b>			
<b>Information</b>	[Type= discrete] [Format=numeric] [Range= 1-98] [Missing=*]		
<b>Statistics [NW/ W]</b>	[Valid=3271 /-] [Invalid=2570 /-]		
<b>Value</b>	<b>Label</b>	<b>Cases</b>	<b>Percentage</b>
1		2235	68.3%
2		108	3.3%
3		41	1.3%
4		17	0.5%
5		28	0.9%
6		5	0.2%
7		2	0.1%
8		4	0.1%
9		6	0.2%
11	Eleven or more	2	0.1%
95	Refuse to answer	8	0.2%
98	Don't know	815	24.9%
Sysmiss		2570	
<i>Warning: these figures indicate the number of cases found in the data file. They cannot be interpreted as summary statistics of the population of interest.</i>			
<b># pq259: 7. Do you know, besides president ballot, how many ballots you can cast in this Legislative Election?</b>			
<b>Information</b>	[Type= discrete] [Format=numeric] [Range= 1-99] [Missing=*]		
<b>Statistics [NW/ W]</b>	[Valid=3271 /-] [Invalid=2570 /-]		
<b>Value</b>	<b>Label</b>	<b>Cases</b>	<b>Percentage</b>
1		2652	81.1%
2		332	10.1%
3		46	1.4%
6		1	0.0%
95	Refuse to answer	9	0.3%

**# pq259: 7.Do you know, besides president ballot, how many ballots you can cast in this Legislative Election?**

Value	Label	Cases	Percentage
98	Don't know	231	7.1%
99	Skipped	0	
Sysmiss		2570	

*Warning: these figures indicate the number of cases found in the data file. They cannot be interpreted as summary statistics of the population of interest.*

**# pq260: 8.Do you know the threshold of the list vote that a party must reach in order to participate in allocation of seats by party lists?**

<b>Information</b>	[Type= discrete] [Format=numeric] [Range= 1-98] [Missing=*]
<b>Statistics [NW/ W]</b>	[Valid=3271 /-] [Invalid=2570 /-]

Value	Label	Cases	Percentage
1		2	0.1%
2		9	0.3%
3		64	2.0%
4		6	0.2%
5		1417	43.3%
6		6	0.2%
7		2	0.1%
9		1	0.0%
10		13	0.4%
12		1	0.0%
20		6	0.2%
25		1	0.0%
26		1	0.0%
30		9	0.3%
35		3	0.1%
40		2	0.1%
45		1	0.0%
50		50	1.5%
58		1	0.0%
60		12	0.4%
65		1	0.0%
70		4	0.1%
80		1	0.0%
82		1	0.0%
91	No threshold at all	0	
92	Over 90%	0	
95	Refuse to answer	9	0.3%
98	Don't know	1648	50.4%
Sysmiss		2570	

*Warning: these figures indicate the number of cases found in the data file. They cannot be interpreted as summary statistics of the population of interest.*

**# pq261: 9.Do you know how long a term of the office is for the new legislators?**

<b>Information</b>	[Type= discrete] [Format=numeric] [Range= 1-99] [Missing=*]
<b>Statistics [NW/ W]</b>	[Valid=3271 /-] [Invalid=2570 /-]

Value	Label	Cases	Percentage
1		2	0.1%

# pq261: 9.Do you know how long a term of the office is for the new legislators?

Value	Label	Cases	Percentage
2		19	0.6%
3		122	3.7%
4		2807	85.8%
5		5	0.2%
6		10	0.3%
8		5	0.2%
11	Over ten years	1	0.0%
95	Refuse to answer	3	0.1%
98	Don't know	297	9.1%
99	Skipped	0	
Sysmiss		2570	

Warning: these figures indicate the number of cases found in the data file. They cannot be interpreted as summary statistics of the population of interest.

# pq262: 10.Do you know how many legislators are there in the current session of the Legislative Yuan?

**Information** [Type= discrete] [Format=numeric] [Range= 1-999] [Missing=\*]

**Statistics [NW/ W]** [Valid=3271 /-] [Invalid=2570 /-]

Value	Label	Cases	Percentage
1		3	0.1%
2		1	0.0%
3		1	0.0%
4		1	0.0%
27		1	0.0%
30		1	0.0%
32		2	0.1%
35		3	0.1%
37		1	0.0%
38		1	0.0%
44		1	0.0%
46		1	0.0%
48		1	0.0%
50		5	0.2%
52		1	0.0%
53		1	0.0%
55		1	0.0%
56		1	0.0%
58		1	0.0%
60		10	0.3%
62		2	0.1%
67		1	0.0%
68		11	0.3%
69		1	0.0%
70		3	0.1%
71		1	0.0%
73		6	0.2%
74		1	0.0%



# pq262: 10.Do you know how many legislators are there in the current session of the Legislative Yuan?

Value	Label	Cases	Percentage
75		4	0.1%
76		2	0.1%
77		1	0.0%
78		2	0.1%
80		11	0.3%
81		1	0.0%
85		2	0.1%
86		1	0.0%
90		1	0.0%
91		1	0.0%
95		2	0.1%
97		1	0.0%
98		4	0.1%
100		108	3.3%
101		1	0.0%
102		3	0.1%
103		12	0.4%
104		1	0.0%
105		2	0.1%
106		2	0.1%
107		2	0.1%
108		6	0.2%
110		50	1.5%
111		5	0.2%
112		30	0.9%
113		721	22.0%
114		16	0.5%
115		19	0.6%
116		9	0.3%
117		25	0.8%
118		16	0.5%
119		1	0.0%
120		30	0.9%
121		3	0.1%
122		2	0.1%
123		12	0.4%
124		1	0.0%
125		7	0.2%
126		5	0.2%
127		9	0.3%
128		9	0.3%
130		35	1.1%
131		8	0.2%
132		6	0.2%
133		9	0.3%

**# pq262: 10.Do you know how many legislators are there in the current session of the Legislative Yuan?**

Value	Label	Cases	Percentage
134		3	0.1%
135		11	0.3%
136		1	0.0%
137		4	0.1%
138		4	0.1%
140		4	0.1%
150		9	0.3%
155		1	0.0%
160		6	0.2%
162		1	0.0%
163		1	0.0%
164		1	0.0%
168		1	0.0%
170		1	0.0%
176		1	0.0%
178		1	0.0%
179		1	0.0%
180		2	0.1%
183		1	0.0%
200		6	0.2%
210		1	0.0%
213		1	0.0%
225		3	0.1%
250		1	0.0%
995	Refuse to answer	2	0.1%
998	Don't know	1941	59.3%
999	Skipped	0	
Sysmiss		2570	

Warning: these figures indicate the number of cases found in the data file. They cannot be interpreted as summary statistics of the population of interest.

**# pq263: 11.Regarding the issue of Cross-Strait negotiation, some people say that we should continue using the 1992 Consensus as the basis of Cross-Strait negotiation while other people say we should reject the 1992 Consensus. Which do you agree with?**

**Information** [Type= discrete] [Format=numeric] [Range= 1-98] [Missing=\*]

**Statistics [NW/ W]** [Valid=3271 /-] [Invalid=2570 /-]

Value	Label	Cases	Percentage
1	Continue using the 1992 Consensus	1329	40.6%
2	Reject the 1992 Consensus	1004	30.7%
3	No 1992 consensus	31	0.9%
91	Both support	14	0.4%
92	Both don't support	44	1.3%
95	Refuse to answer	62	1.9%
96	It's hard to say	125	3.8%
97	No opinion	232	7.1%
98	Don't know	430	13.1%
Sysmiss		2570	

# pq263: 11.Regarding the issue of Cross-Strait negotiation, some people say that we should continue using the 1992 Consensus as the basis of Cross-Strait negotiation while other people say we should reject the 1992 Consensus. Which do you agree with?

Warning: these figures indicate the number of cases found in the data file. They cannot be interpreted as summary statistics of the population of interest.

# pq264: 12.Would you say that over the past year, the state of the economy of Taiwan has gotten better, stayed about the same, or gotten worse?

Information [Type= discrete] [Format=numeric] [Range= 1-98] [Missing=\*]

Statistics [NW/ W] [Valid=3271 /-] [Invalid=2570 /-]

Value	Label	Cases	Percentage
1	Better	81	2.5%
2	Worse	2021	61.8%
3	About the same	1063	32.5%
95	Refuse to answer	5	0.2%
96	It depends	11	0.3%
97	No opinion	13	0.4%
98	Don't know	77	2.4%
Sysmiss		2570	

Warning: these figures indicate the number of cases found in the data file. They cannot be interpreted as summary statistics of the population of interest.

# pq265: 13.Would you say that in the forthcoming year, the state of the economy of Taiwan will get better, stay about the same, or get worse?

Information [Type= discrete] [Format=numeric] [Range= 1-98] [Missing=\*]

Statistics [NW/ W] [Valid=3271 /-] [Invalid=2570 /-]

Value	Label	Cases	Percentage
1	Better	538	16.4%
2	Worse	860	26.3%
3	About the same	1294	39.6%
95	Refuse to answer	11	0.3%
96	It depends	182	5.6%
97	No opinion	15	0.5%
98	Don't know	371	11.3%
Sysmiss		2570	

Warning: these figures indicate the number of cases found in the data file. They cannot be interpreted as summary statistics of the population of interest.

# pq266: 14.Overall, do you think the outcome of this election may have a good influence or bad influence on cross-strait relations?

Information [Type= discrete] [Format=numeric] [Range= 1-98] [Missing=\*]

Statistics [NW/ W] [Valid=3271 /-] [Invalid=2570 /-]

Value	Label	Cases	Percentage
1	A very good influence	193	5.9%
2	A good influence	930	28.4%
3	A bad influence	809	24.7%
4	A very bad influence	195	6.0%
5	No any influence	79	2.4%
95	Refuse to answer	39	1.2%
96	It depends	298	9.1%
97	No opinion	212	6.5%
98	Don't know	516	15.8%

**# pq266: 14.Overall, do you think the outcome of this election may have a good influence or bad influence on cross-strait relations?**

Value	Label	Cases	Percentage
Sysmiss		2570	

*Warning: these figures indicate the number of cases found in the data file. They cannot be interpreted as summary statistics of the population of interest.*

**# pq267: 15.Overall, do you think the outcome of this election may have a good influence or bad influence on Taiwan's democratic development?**

<b>Information</b>	[Type= discrete] [Format=numeric] [Range= 1-98] [Missing=*]
<b>Statistics [NW/ W]</b>	[Valid=3271 /-] [Invalid=2570 /-]

Value	Label	Cases	Percentage
1	A very good influence	1072	32.8%
2	A good influence	1501	45.9%
3	A bad influence	194	5.9%
4	A very bad influence	111	3.4%
5	No any influence	17	0.5%
95	Refuse to answer	20	0.6%
96	It depends	72	2.2%
97	No opinion	80	2.4%
98	Don't know	204	6.2%
Sysmiss		2570	

*Warning: these figures indicate the number of cases found in the data file. They cannot be interpreted as summary statistics of the population of interest.*

**# pq268: 16.Concerning the relationship between Taiwan and mainland China, which of the following six positions do you agree with?**

<b>Information</b>	[Type= discrete] [Format=numeric] [Range= 1-98] [Missing=*]
<b>Statistics [NW/ W]</b>	[Valid=3271 /-] [Invalid=2570 /-]

Value	Label	Cases	Percentage
1	Immediate unification	17	0.5%
2	Immediate independence	83	2.5%
3	Maintain the status quo, move toward unification in the futu	281	8.6%
4	Maintain the status quo, move toward independence in the fut	669	20.5%
5	Maintain the status quo, decide either unification or indepe	1243	38.0%
6	Maintain the status quo forever	779	23.8%
7	Taiwan is already an independent country	11	0.3%
8	Taiwan is already an united country	0	
95	Refuse to answer	25	0.8%
96	It's hard to say	29	0.9%
97	No opinion	37	1.1%
98	Don't know	97	3.0%
Sysmiss		2570	

*Warning: these figures indicate the number of cases found in the data file. They cannot be interpreted as summary statistics of the population of interest.*

**# pq269: 17.Among all political parties in our country, which party do you think of yourself as leaning toward?**

<b>Information</b>	[Type= discrete] [Format=numeric] [Range= 1-98] [Missing=*]
<b>Statistics [NW/ W]</b>	[Valid=3271 /-] [Invalid=2570 /-]

Value	Label	Cases	Percentage
1	KMT [continue to 17a]	728	22.3%

**# pq269: 17.Among all political parties in our country, which party do you think of yourself as leaning toward?**

Value	Label	Cases	Percentage
2	DPP [continue to 17a]	1188	36.3%
3	NP [continue to 17a]	35	1.1%
4	PFP [continue to 17a]	131	4.0%
5	TSU [continue to 17a]	17	0.5%
6	all support [continue to 17b]	59	1.8%
7	all don't support [continue to 17b]	535	16.4%
8	KMT+DPP [continue to 17b]	3	0.1%
9	KMT+NP [continue to 17b]	1	0.0%
16	PAN-BLUE [continue to 17b]	0	
17	PAN-GREEN [continue to 17b]	1	0.0%
18	Opposititon party [continue to 17b]	1	0.0%
19	Vote for candidate not for his/her party [continue to 17b]	27	0.8%
20	Green Party [continue to 17a]	36	1.1%
21	New Power Party [continue to 17a]	116	3.5%
22	Republican Party [continue to 17a]	9	0.3%
23	Social Democratic Party [continue to 17a]	8	0.2%
24	Trees Party [continue to 17a]	3	0.1%
25	Taiwan Independence Party [continue to 17a]	0	
26	Free Taiwan Party [continue to 17a]	1	0.0%
27	The Motorists' Party of R.O.C. [continue to 17a]	0	
28	Non-Partisan Solidarity Union [continue to 17a]	1	0.0%
29	Unionist Party [continue to 17a]	0	
30	Faith And Hope League [continue to 17a]	8	0.2%
31	Green Party Taiwan & Social Democratic Party Alliance [conti	2	0.1%
32	Military, Civil, and Faculty Alliance Party [continue to 17a	3	0.1%
95	Refuse to answer [continue to 17b]	52	1.6%
96	It depends [continue to 17b]	151	4.6%
97	No opinion [continue to 17b]	90	2.8%
98	Don't know [continue to 17b]	65	2.0%
Sysmiss		2570	

*Warning: these figures indicate the number of cases found in the data file. They cannot be interpreted as summary statistics of the population of interest.*

**# pq270: 17a.Do you lean very strongly or somewhat?**

<b>Information</b>	[Type= discrete] [Format=numeric] [Range= 1-99] [Missing=*]
<b>Statistics [NW/ W]</b>	[Valid=3271 /-] [Invalid=2570 /-]

Value	Label	Cases	Percentage
1	Very strongly	938	28.7%
2	Somewhat	1348	41.2%
99	Skipped	985	30.1%
Sysmiss		2570	

*Warning: these figures indicate the number of cases found in the data file. They cannot be interpreted as summary statistics of the population of interest.*

**# pq271: 17b.Relatively speaking, do you lean toward any political party?**

<b>Information</b>	[Type= discrete] [Format=numeric] [Range= 3-99] [Missing=*]
<b>Statistics [NW/ W]</b>	[Valid=3271 /-] [Invalid=2570 /-]

# pq271: 17b. Relatively speaking, do you lean toward any political party?

Value	Label	Cases	Percentage
3	KMT	65	2.0%
4	DPP	58	1.8%
5	NP	4	0.1%
6	PFP	18	0.6%
7	TSU	2	0.1%
8	None	652	19.9%
10	KMT+DPP	3	0.1%
11	KMT+NP	1	0.0%
14	DPP+PFP	1	0.0%
18	PAN-BLUE	2	0.1%
19	PAN-GREEN	0	
20	Oppositon party	0	
21	Vote for candidate not for his/her party	13	0.4%
23	Green Party	4	0.1%
24	New Power Party	12	0.4%
25	Republican Party	1	0.0%
26	Social Democratic party	1	0.0%
27	Tree Party	0	
28	Taiwan Independence party	0	
29	Free Taiwan Party	0	
30	The Motorists' Party of R.O.C.	0	
31	Non-Partisan Solidarity Union	0	
32	Unionist Party	0	
33	Military, Civil, and Faculty Alliance Party	0	
34	Faith And Hope League	0	
95	Refuse to answer	32	1.0%
96	It depends	40	1.2%
97	No opinion	48	1.5%
98	Don't know	29	0.9%
99	Skipped	2285	69.9%
Sysmiss		2570	

Warning: these figures indicate the number of cases found in the data file. They cannot be interpreted as summary statistics of the population of interest.

# pq272: 18. In Taiwan, some people think they are Taiwanese. There are also some people who think that they are Chinese. Do you consider yourself as Taiwanese, Chinese or both?

<b>Information</b>	[Type= discrete] [Format=numeric] [Range= 1-98] [Missing=*]
<b>Statistics [NW/ W]</b>	[Valid=3271 /-] [Invalid=2570 /-]

Value	Label	Cases	Percentage
1	Taiwanese	1833	56.0%
2	Both	1260	38.5%
3	Chinese	73	2.2%
95	Refuse to answer	16	0.5%
96	It depends	18	0.6%
97	No opinion	21	0.6%
98	Don't know	50	1.5%

**# pq272: 18. In Taiwan, some people think they are Taiwanese. There are also some people who think that they are Chinese. Do you consider yourself as Taiwanese, Chinese or both?**

Value	Label	Cases	Percentage
Sysmiss		2570	

*Warning: these figures indicate the number of cases found in the data file. They cannot be interpreted as summary statistics of the population of interest.*

**# pq273: 19. Year of birth**

<b>Information</b>	[Type= discrete] [Format=numeric] [Range= 13-95] [Missing=*]
--------------------	--

<b>Statistics [NW/ W]</b>	[Valid=3271 /-] [Invalid=2570 /-]
---------------------------	-----------------------------------

Value	Label	Cases	Percentage
13		1	0.0%
15		2	0.1%
16		1	0.0%
17		3	0.1%
18		1	0.0%
19		4	0.1%
20		9	0.3%
21		10	0.3%
22		3	0.1%
23		8	0.2%
24		8	0.2%
25		10	0.3%
26		14	0.4%
27		13	0.4%
28		13	0.4%
29		15	0.5%
30		23	0.7%
31		26	0.8%
32		20	0.6%
33		21	0.6%
34		29	0.9%
35		26	0.8%
36		36	1.1%
37		49	1.5%
38		60	1.8%
39		50	1.5%
40		69	2.1%
41		53	1.6%
42		57	1.7%
43		56	1.7%
44		80	2.4%
45		75	2.3%
46		72	2.2%
47		80	2.4%
48		80	2.4%
49		70	2.1%
50		90	2.8%

**# pq273: 19.Year of birth**

Value	Label	Cases	Percentage
51		80	2.4%
52		87	2.7%
53		107	3.3%
54		101	3.1%
55		72	2.2%
56		86	2.6%
57		82	2.5%
58		103	3.1%
59		71	2.2%
60		97	3.0%
61		70	2.1%
62		72	2.2%
63		74	2.3%
64		68	2.1%
65		65	2.0%
66		66	2.0%
67		69	2.1%
68		68	2.1%
69		59	1.8%
70		49	1.5%
71		47	1.4%
72		35	1.1%
73		35	1.1%
74		46	1.4%
75		31	0.9%
76		26	0.8%
77		31	0.9%
78		38	1.2%
79		34	1.0%
80		35	1.1%
81		34	1.0%
82		24	0.7%
83		28	0.9%
84		33	1.0%
95	Refuse to answer	11	0.3%
Sysmiss		2570	

*Warning: these figures indicate the number of cases found in the data file. They cannot be interpreted as summary statistics of the population of interest.*

**# pq274: 20.Education level**

<b>Information</b>	[Type= discrete] [Format=numeric] [Range= 1-95] [Missing=*]		
<b>Statistics [NW/ W]</b>	[Valid=3271 /-] [Invalid=2570 /-]		
Value	Label	Cases	Percentage
1	Illiterate	68	2.1%
2	Primary school graduate	260	7.9%
3	Junior high school graduate	268	8.2%



<b># pq274: 20.Education level</b>			
Value	Label	Cases	Percentage
4	High school or vocational school graduate	944	28.9%
5	Technical college graduate	554	16.9%
6	University graduate	889	27.2%
7	Post-graduate education	281	8.6%
95	Refuse to answer	7	0.2%
Sysmiss		2570	
<i>Warning: these figures indicate the number of cases found in the data file. They cannot be interpreted as summary statistics of the population of interest.</i>			
<b># pq275: 21.Respondent's gender</b>			
<b>Information</b>	[Type= discrete] [Format=numeric] [Range= 1-2] [Missing=*]		
<b>Statistics [NW/ W]</b>	[Valid=3271 /-] [Invalid=2570 /-]		
Value	Label	Cases	Percentage
1	Male	1636	50.0%
2	Female	1635	50.0%
Sysmiss		2570	
<i>Warning: these figures indicate the number of cases found in the data file. They cannot be interpreted as summary statistics of the population of interest.</i>			
<b># pq276: 22.Language used to conduct interview</b>			
<b>Information</b>	[Type= discrete] [Format=numeric] [Range= 1-5] [Missing=*]		
<b>Statistics [NW/ W]</b>	[Valid=3271 /-] [Invalid=2570 /-]		
Value	Label	Cases	Percentage
1	Mandarin	2962	90.6%
2	Taiwanese	182	5.6%
3	Hakka	0	
4	Mandarin and Taiwanese	127	3.9%
5	Mandarin and Hakka	0	
Sysmiss		2570	
<i>Warning: these figures indicate the number of cases found in the data file. They cannot be interpreted as summary statistics of the population of interest.</i>			
<b># npq258: Do you know how many legislators will be elected in your district?</b>			
<b>Information</b>	[Type= discrete] [Format=numeric] [Range= 1-9] [Missing=*]		
<b>Statistics [NW/ W]</b>	[Valid=3271 /-] [Invalid=2570 /-]		
Value	Label	Cases	Percentage
1	Right	2235	68.3%
2	Wrong	213	6.5%
9	Nonresponse	823	25.2%
Sysmiss		2570	
<i>Warning: these figures indicate the number of cases found in the data file. They cannot be interpreted as summary statistics of the population of interest.</i>			
<b># npq259: Do you know, besides president ballot, how many ballots you can cast in this Legislative Election?</b>			
<b>Information</b>	[Type= discrete] [Format=numeric] [Range= 1-9] [Missing=*]		
<b>Statistics [NW/ W]</b>	[Valid=3271 /-] [Invalid=2570 /-]		
Value	Label	Cases	Percentage
1	Right	332	10.1%
2	Wrong	2699	82.5%
9	Nonresponse	240	7.3%

**# npq259: Do you know, besides president ballot, how many ballots you can cast in this Legislative Election?**

Value	Label	Cases	Percentage
Sysmiss		2570	

*Warning: these figures indicate the number of cases found in the data file. They cannot be interpreted as summary statistics of the population of interest.*

**# npq260: Do you know the threshold of the list vote that a party must reach in order to participate in allocation of seats by party lists?**

<b>Information</b>	[Type= discrete] [Format=numeric] [Range= 1-9] [Missing=*]
--------------------	--

<b>Statistics [NW/ W]</b>	[Valid=3271 /-] [Invalid=2570 /-]
---------------------------	-----------------------------------

Value	Label	Cases	Percentage
1	Right	1417	43.3%
2	Wrong	197	6.0%
9	Nonresponse	1657	50.7%
Sysmiss		2570	

*Warning: these figures indicate the number of cases found in the data file. They cannot be interpreted as summary statistics of the population of interest.*

**# npq261: Do you know how long a term of the office is for the new legislators?**

<b>Information</b>	[Type= discrete] [Format=numeric] [Range= 1-9] [Missing=*]
--------------------	--

<b>Statistics [NW/ W]</b>	[Valid=3271 /-] [Invalid=2570 /-]
---------------------------	-----------------------------------

Value	Label	Cases	Percentage
1	Right	2807	85.8%
2	Wrong	164	5.0%
9	Nonresponse	300	9.2%
Sysmiss		2570	

*Warning: these figures indicate the number of cases found in the data file. They cannot be interpreted as summary statistics of the population of interest.*

**# npq262: Do you know how many legislators are there in the current session of the Legislative Yuan?**

<b>Information</b>	[Type= discrete] [Format=numeric] [Range= 1-990] [Missing=*]
--------------------	--

<b>Statistics [NW/ W]</b>	[Valid=3271 /-] [Invalid=2570 /-]
---------------------------	-----------------------------------

Value	Label	Cases	Percentage
1	Right	721	22.0%
2	Wrong	607	18.6%
990	Nonresponse	1943	59.4%
Sysmiss		2570	

*Warning: these figures indicate the number of cases found in the data file. They cannot be interpreted as summary statistics of the population of interest.*

**# psex: Sex**

<b>Information</b>	[Type= discrete] [Format=numeric] [Range= 1-2] [Missing=*]
--------------------	--

<b>Statistics [NW/ W]</b>	[Valid=3271 /-] [Invalid=2570 /-]
---------------------------	-----------------------------------

Value	Label	Cases	Percentage
1	Male	1636	50.0%
2	Female	1635	50.0%
Sysmiss		2570	

*Warning: these figures indicate the number of cases found in the data file. They cannot be interpreted as summary statistics of the population of interest.*

**# page: Age**

<b>Information</b>	[Type= discrete] [Format=numeric] [Range= 1-9] [Missing=*]
--------------------	--

<b>Statistics [NW/ W]</b>	[Valid=3271 /-] [Invalid=2570 /-]
---------------------------	-----------------------------------

**# page: Age**

Value	Label	Cases	Percentage
1	20-29 years	283	8.7%
2	30-39 years	505	15.4%
3	40-49 years	788	24.1%
4	50-59 years	839	25.6%
5	60 years and above	845	25.8%
9	Nonresponse	11	0.3%
Sysmiss		2570	

Warning: these figures indicate the number of cases found in the data file. They cannot be interpreted as summary statistics of the population of interest.

**# pedu: Education**

<b>Information</b>	[Type= discrete] [Format=numeric] [Range= 1-9] [Missing=*]
<b>Statistics [NW/ W]</b>	[Valid=3271 /-] [Invalid=2570 /-]

Value	Label	Cases	Percentage
1	Below-primary school	328	10.0%
2	Junior high school	268	8.2%
3	High school or vocational school	944	28.9%
4	Technical college	554	16.9%
5	Post-university	1170	35.8%
9	Nonresponse	7	0.2%
Sysmiss		2570	

Warning: these figures indicate the number of cases found in the data file. They cannot be interpreted as summary statistics of the population of interest.

**# ptondu: Position on unification and independence**

<b>Information</b>	[Type= discrete] [Format=numeric] [Range= 1-9] [Missing=*]
<b>Statistics [NW/ W]</b>	[Valid=3271 /-] [Invalid=2570 /-]

Value	Label	Cases	Percentage
1	Immediate unification	17	0.5%
2	Maintain the status quo, move toward unification	281	8.6%
3	Maintain the status quo, decide either unification or indepe	1243	38.0%
4	Maintain the status quo forever	779	23.8%
5	Maintain the status quo, move toward independence	669	20.5%
6	Immediate independence	94	2.9%
9	Nonresponse	188	5.7%
Sysmiss		2570	

Warning: these figures indicate the number of cases found in the data file. They cannot be interpreted as summary statistics of the population of interest.

**# ppartyid: Party identification**

<b>Information</b>	[Type= discrete] [Format=numeric] [Range= 1-7] [Missing=*]
<b>Statistics [NW/ W]</b>	[Valid=3271 /-] [Invalid=2570 /-]

Value	Label	Cases	Percentage
1	KMT	793	24.2%
2	DPP	1246	38.1%
3	NP	39	1.2%
4	PFP	148	4.5%
5	TSU	19	0.6%
6	Neutral and it depends	705	21.6%

<b># ppartyid: Party identification</b>			
Value	Label	Cases	Percentage
7	Nonresponse and other parties	321	9.8%
Sysmiss		2570	
<i>Warning: these figures indicate the number of cases found in the data file. They cannot be interpreted as summary statistics of the population of interest.</i>			
<b># pparty: Party support</b>			
<b>Information</b>	[Type= discrete] [Format=numeric] [Range= 1-16] [Missing=*]		
<b>Statistics [NW/ W]</b>	[Valid=3271 /-] [Invalid=2570 /-]		
Value	Label	Cases	Percentage
1	Strongly support KMT	261	8.0%
2	Somewhat support KMT	467	14.3%
3	Lean to the KMT	65	2.0%
4	Strongly support DPP	502	15.3%
5	Somewhat support DPP	686	21.0%
6	Lean to the DPP	58	1.8%
7	Strongly support NP	15	0.5%
8	Somewhat support NP	20	0.6%
9	Lean to the NP	4	0.1%
10	Strongly support PFP	57	1.7%
11	Somewhat support PFP	74	2.3%
12	Lean to the PFP	17	0.5%
13	Strongly support TSU	12	0.4%
14	Somewhat support TSU	5	0.2%
15	Lean to the TSU	2	0.1%
16	Neutral and other parties	1026	31.4%
Sysmiss		2570	
<i>Warning: these figures indicate the number of cases found in the data file. They cannot be interpreted as summary statistics of the population of interest.</i>			
<b># parear: Area</b>			
<b>Information</b>	[Type= discrete] [Format=numeric] [Range= 1-9] [Missing=*]		
<b>Statistics [NW/ W]</b>	[Valid=3271 /-] [Invalid=2570 /-]		
Value	Label	Cases	Percentage
1	Taipei metro area	698	21.3%
2	New Taipei city-Chilung	262	8.0%
3	Taoyuan-Hsinchu-Miaoli	433	13.2%
4	Taichung-Changhwa-Nanto	690	21.1%
5	Yunlin-Chiai-Tainan	571	17.5%
6	Kaohsiung-Pingtung-Pemghu	485	14.8%
7	Yi Lan-Hwalian-Taitung	122	3.7%
9	Nonresponse	10	0.3%
Sysmiss		2570	
<i>Warning: these figures indicate the number of cases found in the data file. They cannot be interpreted as summary statistics of the population of interest.</i>			
<b># pe_dist: voter's elector district</b>			
<b>Information</b>	[Type= discrete] [Format=numeric] [Range= 201-7001] [Missing=*]		
<b>Statistics [NW/ W]</b>	[Valid=3271 /-] [Invalid=2570 /-]		

# pe\_dist: voter's elector district

Value	Label	Cases	Percentage
201	Yi Lan County single district	62	1.9%
401	Hsinchu County single district	58	1.8%
501	1st district, Miaoli County	49	1.5%
502	2nd district, Miaoli County	41	1.3%
701	1st district, Changhua County	79	2.4%
702	2nd district, Changhua County	39	1.2%
703	3rd district, Changhua County	66	2.0%
704	4th district, Changhua County	64	2.0%
801	1st district, Nantou County	31	0.9%
802	2nd district, Nantou County	56	1.7%
901	1st district, Yunlin County	63	1.9%
902	2nd district, Yunlin County	73	2.2%
1001	1st district, Chiayi County	44	1.3%
1002	2nd district, Chiayi County	37	1.1%
1301	1st district, Penghu County	36	1.1%
1302	2nd district, Penghu County	37	1.1%
1303	3rd district, Penghu County	39	1.2%
1401	Taitung County single district	17	0.5%
1501	Hualien County single district	42	1.3%
1601	Penghu County single district	6	0.2%
1701	Keelung City single district	55	1.7%
1801	Hsinchu City single district	33	1.0%
2001	Chiayi City single district	40	1.2%
2801	Kinmen County single district	9	0.3%
3001	Lienchiang County single district	1	0.0%
6301	1st district, Taipei City	50	1.5%
6302	2nd district, Taipei City	39	1.2%
6303	3rd district, Taipei City	35	1.1%
6304	4th district, Taipei City	58	1.8%
6305	5th district, Taipei City	37	1.1%
6306	6th district, Taipei City	33	1.0%
6307	7th district, Taipei City	41	1.3%
6308	8th district, Taipei City	51	1.6%
6401	1st district, Kaohsiung City	40	1.2%
6402	2nd district, Kaohsiung City	56	1.7%
6403	3rd district, Kaohsiung City	49	1.5%
6404	4th district, Kaohsiung City	30	0.9%
6405	5th district, Kaohsiung City	30	0.9%
6406	6th district, Kaohsiung City	43	1.3%
6407	7th district, Kaohsiung City	44	1.3%
6408	8th district, Kaohsiung City	36	1.1%
6409	9th district, Kaohsiung City	37	1.1%
6501	1st district, New Taipei City	49	1.5%
6502	2nd district, New Taipei City	48	1.5%
6503	3rd district, New Taipei City	42	1.3%

# pe\_dist: voter's elector district

Value	Label	Cases	Percentage
6504	4th district, New Taipei City	61	1.9%
6505	5th district, New Taipei City	43	1.3%
6506	6th district, New Taipei City	63	1.9%
6507	7th district, New Taipei City	49	1.5%
6508	8th district, New Taipei City	46	1.4%
6509	9th district, New Taipei City	39	1.2%
6510	10th district, New Taipei City	44	1.3%
6511	11th district, New Taipei City	45	1.4%
6512	12th district, New Taipei City	29	0.9%
6601	1st district, Taichung City	41	1.3%
6602	2nd district, Taichung City	54	1.7%
6603	3rd district, Taichung City	52	1.6%
6604	4th district, Taichung City	40	1.2%
6605	5th district, Taichung City	46	1.4%
6606	6th district, Taichung City	30	0.9%
6607	7th district, Taichung City	47	1.4%
6608	8th district, Taichung City	43	1.3%
6701	1st district, Tainan City	63	1.9%
6702	2nd district, Tainan City	67	2.0%
6703	3rd district, Tainan City	62	1.9%
6704	4th district, Tainan City	55	1.7%
6705	5th district, Tainan City	65	2.0%
6801	1st district, Taoyuan City	35	1.1%
6802	2nd district, Taoyuan City	40	1.2%
6803	3rd district, Taoyuan City	37	1.1%
6804	4th district, Taoyuan City	37	1.1%
6805	5th district, Taoyuan City	41	1.3%
6806	6th district, Taoyuan City	58	1.8%
6901	Plain Aborigines district	6	0.2%
7001	Mountain Aborigines district	8	0.2%
Sysmiss		2570	

Warning: these figures indicate the number of cases found in the data file. They cannot be interpreted as summary statistics of the population of interest.

# pcand: Candidate voting choice

<b>Information</b>	[Type= discrete] [Format=numeric] [Range= 20101-999995] [Missing=*]
<b>Statistics [NW/ W]</b>	[Valid=3271 /-] [Invalid=2570 /-]

Value	Label	Cases	Percentage
20101	Lee, Chih-Yung(KMT)	14	0.4%
20102	Chen, Ou-Po(DPP)	26	0.8%
20108	Wu, Zi Wei(Constitutional Conventions of Taiwan)	1	0.0%
20114	Kuo, Ru-Jau(Military, Civil, and Faculty Alliance Party)	0	
20122	Lin, Shiann-Shan(Pan-Pacific E.P. Union Party)	0	
20124	Wu, Shao-Wen(Green Party Taiwan & Social Democratic Party AI)	2	0.1%
20126	Chu, Ando(Independent)	4	0.1%
20127	Sun, Po-Yu(Independent)	3	0.1%

# pcand: Candidate voting choice

Value	Label	Cases	Percentage
40101	Lin, Wei-Chou(KMT)	19	0.6%
40107	Fan, Chen-Kui(Unionist Party)	0	
40110	Su, Wen-Ying(National Health Service Alliance)	1	0.0%
40114	Li, Zong Hua(Military, Civil, and Faculty Alliance Party)	0	
40118	Chiu, Ching Ya(Republican Party)	8	0.2%
40125	Cho, An-Thung(Faith And Hope League)	0	
40126	Cheng, Yung-Chin(Independent)	10	0.3%
40127	Huang, Xiu Long(Independent)	0	
50101	Chen, Chao-Ming(KMT)	14	0.4%
50102	Tu, Wen Ching(DPP)	14	0.4%
50118	Kang, Shi-Ju(Republican Party)	9	0.3%
50119	Lin, Yi -Fang(Free Taiwan Party)	0	
50126	Huang, Yu Yan(Independent)	1	0.0%
50201	Hsu, Chih Jung(KMT)	17	0.5%
50202	Wu, Yi-Chen(DPP)	9	0.3%
50219	Liu, Wen-Chung(Free Taiwan Party)	0	
50226	Chou, Shu-Han(Independent)	1	0.0%
50227	Tai, Wen Hsiang(Independent)	2	0.1%
70101	Wang, Hui-Mei(KMT)	43	1.3%
70102	Chen, Wen-Pin(DPP)	22	0.7%
70201	Lin, Tsang-Min(KMT)	6	0.2%
70202	Huang, Hsiou-Fang(DPP)	17	0.5%
70212	Wen, Kuo Ming(Labour Party)	1	0.0%
70219	Chang, Yao-Yuan(Republican Party)	0	
70226	Liu, Yung-Chun(Independent)	0	
70227	Hsu, Yung-Chin(Independent)	0	
70228	Huang, Yu-Fen(Independent)	3	0.1%
70301	Cheng, Ru-Fen(KMT)	22	0.7%
70302	Hung, Chun-Yi(DPP)	21	0.6%
70304	Chen, Chao-Rong(PFP)	3	0.1%
70317	Chang, Yi-Sheng(New Power Party)	0	
70319	Ang, Yu-Kang(Free Taiwan Party)	0	
70401	Chang, Chin-Kun(KMT)	18	0.6%
70402	Chen, Su-Yueh(DPP)	27	0.8%
80101	Ma, Wen-Chun(KMT)	15	0.5%
80102	Chang, Kuor Hsin(DPP)	11	0.3%
80201	Hsu, Shu-Hua(KMT)	25	0.8%
80202	Tsai, Huang Liang(DPP)	18	0.6%
90101	Chang Jung-Chi(KMT)	14	0.4%
90102	Su, Chin Feng(DPP)	26	0.8%
90115	Lin, Fu-Yuan(Trees Party)	0	
90201	Wu, Wei Chih(KMT)	7	0.2%
90202	Liu, Chien Kuo(DPP)	45	1.4%
90215	Chang, Chia-Wei(Trees Party)	0	
90217	Wang, Wei-Ting(New Power Party)	3	0.1%

# pcand: Candidate voting choice

Value	Label	Cases	Percentage
100101	Lin, Chiang-Chuan(KMT)	12	0.4%
100102	Tsai, Yi-Yu(DPP)	20	0.6%
100126	Chiu, Kun-Lung(Independent)	0	
100201	Lin, Yu-Ling(KMT)	6	0.2%
100202	Chen, Ming-Wen(DPP)	14	0.4%
100208	Lai, Ching-Min(Constitutional Conventions of Taiwan)	3	0.1%
130101	Liao, Wan-Ju(KMT)	7	0.2%
130102	Su, Zhen Qing(DPP)	18	0.6%
130201	Wang, Chin-Shih(KMT)	12	0.4%
130202	Chung, Chia-Pin(DPP)	13	0.4%
130301	Hsu, Chin Ju(KMT)	4	0.1%
130302	Chuang, Jui-Hsuing(DPP)	16	0.5%
130307	Chang, Chao-Yang(Unionist Party)	0	
130319	Ding, Yong Zhi(Free Taiwan Party)	0	
130326	Huang, Chao-Chang(Independent)	10	0.3%
140101	Chen, Chien-Ke(KMT)	2	0.1%
140102	Liu, Chao-Hao(DPP)	9	0.3%
150101	Wang, Ting Sheng(KMT)	12	0.4%
150102	Xiao, Mei Qin(DPP)	20	0.6%
150122	Yang, Wu Kong(Pan-Pacific E.P. Union Party)	0	
150126	Huang, Shi Peng(Independent)	0	
160101	Chen, Shuang Chuan(KMT)	2	0.1%
160102	Yang, Yao(DPP)	1	0.0%
160106	Huang, Han-Tung(Taiwan Labor Party)	0	
160115	Sheng, I Che(Trees Party)	2	0.1%
170101	Hau, Lung-Bin(KMT)	19	0.6%
170102	Tsa,i Shi Ying(DPP)	17	0.5%
170103	Liu, Wen-Hsiung(PFP)	7	0.2%
170118	Yang, Shi Cheng(Republican Party)	4	0.1%
180101	Cheng, Cheng Chien(KMT)	7	0.2%
180102	Ke, Jian Ming(DPP)	14	0.4%
180103	Ou, Chung-Ching(PFP)	1	0.0%
180114	Wei, Bert(Military, Civil, and Faculty Alliance Party)	0	
180117	Chiu, Hsieh-Chih(New Power Party)	5	0.2%
180119	Lin, Chia-Yu(Free Taiwan Party)	0	
180126	Zeng, Yao Cheng(Independent)	0	
180127	Huang, Yuan-Fu(Independent)	0	
180128	Wang, Rong De(Independent)	0	
180129	Wu, Shu-Min(Independent)	0	
200101	Wu, Yu-Jen(KMT)	9	0.3%
200102	Lee, Chun-Yi(DPP)	10	0.3%
200126	Weng, Shou-liang(Independent)	5	0.2%
200127	Huang, Hung-Chen-Taiwan-Ah-Chen-World-Great-Person-Rich-Pres	1	0.0%
280101	Yang, Cheng-Wu(KMT)	0	



# pcand: Candidate voting choice

Value	Label	Cases	Percentage
280102	Chen, Tsang-Chiang(DPP)	0	
280103	Wu, Cherng-Dean(NP)	0	
280106	Chen, Te-Hui(Taiwan Labor Party)	0	
280114	Kao, Dan-Hwa(Military, Civil, and Faculty Alliance Party)	0	
280126	Chang, Cheng-Fa(Independent)	0	
280127	Hong, Zhi Heng(Independent)	0	
280128	Tony Chen Ton Lee(Independent)	0	
300101	Chen, Hsueh-Sheng(KMT)	0	
300107	Chang, Chun Pao(Unionist Party)	0	
300115	Su, Po Hao(Trees Party)	0	
300126	Lin, Chin Kuan(Independent)	0	
630101	Ting, Shou-chung(KMT)	18	0.6%
630102	Wu, Szu-Yao(DPP)	22	0.7%
630110	Wu, Zhong Zheng(National Health Service Alliance)	0	
630118	Wang, Ching-Ya(Republican Party)	3	0.1%
630120	Huang, Ching Yuan(Taiwan Independence Party)	0	
630202	Yao, Wen-Chih(DPP)	20	0.6%
630203	Pan, Wynn H.T.(NP)	5	0.2%
630210	Lin, Xing Rong(National Health Service Alliance)	0	
630219	Chen, Jian Bin(Free Taiwan Party)	0	
630220	Chen, Min Chien(Taiwan Independence Party)	0	
630225	Wu, Chun-Te(Faith And Hope League)	1	0.0%
630226	Wang, Ming-Tzong AarMing(Independent)	1	0.0%
630301	Chiang, Wan-An(KMT)	19	0.6%
630308	Kao, Shih-En(Constitutional Conventions of Taiwan)	0	
630314	Li, Cheng-Yueh(Military, Civil, and Faculty Alliance Party)	0	
630316	Ciou, Jheng Hao(Peace Pigeon Union Party)	0	
630320	Lim, Sin Khai(Taiwan Independence Party)	0	
630324	Lee, Yen-jong(Green Party Taiwan & Social Democratic Party A	2	0.1%
630326	Chao, Yieng-Jack(Independent)	0	
630327	Huang, Li-Hsiang(Independent)	0	
630328	Pan, Billy(Independent)	10	0.3%
630329	Chen, Alf Ke-Yin(Independent)	0	
630401	Lee, Yen-Hsiu(KMT)	14	0.4%
630404	Huang, Shan Shan(PFP)	18	0.6%
630405	Hsiao, Ya-Tan(TSU)	3	0.1%
630416	Li, Yueh Feng(Peace Pigeon Union Party)	0	
630417	Lin, Shao Chi(New Power Party)	2	0.1%
630420	Chen, ChaoO Ming(Taiwan Independence Party)	0	
630424	Chen, Shang-chih(Green Party Taiwan & Social Democratic Part	1	0.0%
630426	Ho, Wei(Independent)	1	0.0%
630501	Lin, Yu-Fang(KMT)	8	0.2%
630508	Hong, Sneng Cheng(Constitutional Conventions of Taiwan)	0	
630515	You, Rui Min(Trees Party)	2	0.1%
630517	Lim, Freddy(New Power Party)	17	0.5%

# pcand: Candidate voting choice

Value	Label	Cases	Percentage
630520	Li, Jia Xing(Taiwan Independence Party)	0	
630526	Gong, Wei Lun(Independent)	1	0.0%
630527	Huang, Fui Ching(Independent)	0	
630601	Chiang, Nai-Shn(KMT)	10	0.3%
630608	Ku, Wen Fa(Constitutional Conventions of Taiwan)	0	
630611	Jeng, Tsuen-Chyi(People's Democratic Front)	2	0.1%
630615	Chen, Chia-Hung(Trees Party)	0	
630618	Wu, Hsu-Chih(Republican Party)	2	0.1%
630620	Lin, Zhen Yu(Taiwan Independence Party)	0	
630624	Fan, Yun(Green Party Taiwan & Social Democratic Party Allian	9	0.3%
630625	Tseng, Hsien-Ying(Faith And Hope League)	0	
630626	Zhao, Yan Qing(Independent)	0	
630627	Chou, Fang-Ju(Independent)	0	
630628	Liang,Pang Wei(Independent)	1	0.0%
630629	Chiang, Nancy(Independent)	0	
630701	Fai, Hrong-Tai(KMT)	18	0.6%
630708	Fan,Yang-Lu(Constitutional Conventions of Taiwan)	0	
630716	Su, Chen-Ying(Peace Pigeon Union Party)	0	
630720	Lin, Susan(Taiwan Independence Party)	0	
630724	Lu, Jennifer(Green Party Taiwan & Social Democratic Party Al	1	0.0%
630726	Yang, Shih-Chiu(Independent)	15	0.5%
630727	Curry, Peter(Independent)	0	
630728	Lin, Wen-Jye(Independent)	0	
630801	Lai, Shyh-Bao(KMT)	19	0.6%
630806	Chen, Lucent(Taiwan Labor Party)	0	
630824	Miao, Poya(Green Party Taiwan & Social Democratic Party Alli	7	0.2%
630826	Fang Jing-Jun(Independent)	0	
630827	Lai, Shu-Shen(Independent)	0	
630828	Lee, Ching-Yuan(Independent)	15	0.5%
640101	Chung, Yi-Chung(KMT)	7	0.2%
640102	Chiu,Yi-Ying(DPP)	26	0.8%
640107	Liu, Zi Lin(Unionist Party)	1	0.0%
640116	Chuang, Ting Hsin(Peace Pigeon Union Party)	0	
640201	Huang, Yun-Han(KMT)	10	0.3%
640202	Chiu Chih-Wei(DPP)	30	0.9%
640207	Huang, Jin Ling(Unionist Party)	0	
640215	Li, Bo Rong(Trees Party)	0	
640219	Zeng, Ying Feng(Free Taiwan Party)	0	
640301	Chang, Hsien-Yao(KMT)	12	0.4%
640302	Liu, Shyh Fang(DPP)	16	0.5%
640308	Zhuang, Ming Xian(Constitutional Conventions of Taiwan)	0	
640325	Liang, Pei Chen(Faith And Hope League)	3	0.1%
640326	Lyon, Shu Fu(Independent)	1	0.0%
640401	Kuo, Lun Hao Lucas(KMT)	5	0.2%
640402	Lin, Tai-Hua(DPP)	20	0.6%

# pcand: Candidate voting choice

Value	Label	Cases	Percentage
640407	Lin, Jun Yang(Unionist Party)	0	
640501	Tsai, Chin-Yen(KMT)	11	0.3%
640502	Kuan, Bi Ling(DPP)	11	0.3%
640514	Wang, Hsin-Chang(Military, Civil, and Faculty Alliance Party)	0	
640516	Yang, Zong Ying(Peace Pigeon Union Party)	0	
640601	Huang, Po Lin(KMT)	9	0.3%
640602	Lee, Kun Tse(DPP)	21	0.6%
640616	Yang, Han Chi(Peace Pigeon Union Party)	1	0.0%
640701	Zhuang, Qi Wang(KMT)	12	0.4%
640702	Chao, Tien Lin(DPP)	24	0.7%
640716	Chen, Su Li(Peace Pigeon Union Party)	0	
640717	Chen, Hui-Min(New Power Party)	0	
640726	Lin, Jing Yuan(Independent)	0	
640801	Huang, Hsi Wen(KMT)	6	0.2%
640802	Xu, Zhi Jie(DPP)	18	0.6%
640807	Wang Ting Xuan(Unionist Party)	0	
640811	Chang, Yu Hwa(People's Democratic Front)	0	
640814	Liu, Yi Xiong(Military, Civil, and Faculty Alliance Party)	0	
640817	Chen, Han Ku(New Power Party)	0	
640821	Ma, Kai Ni(Social Welfare Party)	0	
640901	Lin, Guo Zheng(KMT)	11	0.3%
640902	Lai, Jui Lung(DPP)	15	0.5%
640907	Tsai, Ma Fu(Unionist Party)	0	
640918	Lin, Tsung Yen(Republican Party)	0	
650101	Wu, Yu Sheng(KMT)	8	0.2%
650102	Lu, Sun-Ling(DPP)	21	0.6%
650110	Hung, Zei-Cheng(National Health Service Alliance)	0	
650115	Su, Gideon Tung-Ta(Trees Party)	2	0.1%
650116	Chen, Yun Fen(Peace Pigeon Union Party)	0	
650126	Chen, Li Ji(Independent)	0	
650201	Chen, Ming Yi(KMT)	8	0.2%
650202	Lin, Shu Fen(DPP)	23	0.7%
650301	Lee, Chien-Lung(KMT)	7	0.2%
650302	Gao, Jyh Peng(DPP)	20	0.6%
650304	Chang, Showen(PPF)	4	0.1%
650308	Chen, Chang Fa(Constitutional Conventions of Taiwan)	0	
650310	Tom-Shiau(National Health Service Alliance)	0	
650315	Yao, Yin-Hung(Trees Party)	0	
650321	Lin, Ji Ying(Social Welfare Party)	0	
650326	Su, Ching-Yin(Independent)	0	
650327	Huang, Mao(Independent)	0	
650401	Chen, Mau-Jia(KMT)	11	0.3%
650402	Wu, Ping-Jui(DPP)	32	1.0%
650408	Wang, Si Yi(Constitutional Conventions of Taiwan)	0	
650409	Lin, Li Rong(Righteous Party)	1	0.0%

# pcand: Candidate voting choice

Value	Label	Cases	Percentage
650416	Liu, Feng-Chang(Peace Pigeon Union Party)	0	
650424	Gu, Ba Kai(Green Party Taiwan & Social Democratic Party Alli	2	0.1%
650426	Chiu, Mark(Independent)	0	
650501	Huang, Chih-Hsiung(KMT)	12	0.4%
650502	Su, Chiao-Hui(DPP)	21	0.6%
650517	Kuo, Po-Yu(New Power Party)	1	0.0%
650601	Lin, Kuo Chun(KMT)	13	0.4%
650602	Chang, Hung-Lu(DPP)	32	1.0%
650604	Kang, Hector(PFP)	0	
650606	Yao, Yu-Shism(Taiwan Labor Party)	0	
650614	Huang, Jun Min(Military, Civil, and Faculty Alliance Party)	0	
650615	Li, Jian-Ming(Trees Party)	0	
650618	Li, Gui Bao(Republican Party)	0	
650625	Yu, Hsin Yi(Faith And Hope League)	1	0.0%
650626	Chuang, Feng-Ming(Independent)	0	
650701	Chiang, Huei-Chen(KMT)	11	0.3%
650702	Lo, Chih-Cheng(DPP)	18	0.6%
650710	Wang, Chen.Hwa(National Health Service Alliance)	0	
650726	Lee, Wan-Yu(Independent)	1	0.0%
650801	Chang,Ching-Chung(KMT)	13	0.4%
650802	Chiang, Yung Chang(DPP)	20	0.6%
650808	Shao, Ba Xiang(Constitutional Conventions of Taiwan)	0	
650810	Lin, Ken(National Health Service Alliance)	0	
650814	Wu, Jin Kui(Military, Civil, and Faculty Alliance Party)	1	0.0%
650826	Tung, Cheng-Yi(Independent)	1	0.0%
650901	Lin, Te- Fu(KMT)	16	0.5%
650910	Tseng, Wen-Sheng(National Health Service Alliance)	0	
650913	Dong, Brya(The Motorists' Party of R.O.C.)	0	
650918	Chang, Ching Fang(Republican Party)	5	0.2%
650926	Lee, Hsin Chang(Independent)	10	0.3%
651001	Lu, Chia-Chen(KMT)	10	0.3%
651002	Wu, Chi-Ming(DPP)	22	0.7%
651019	Huang, Lu Guang(Free Taiwan Party)	0	
651101	Lo, Ming Tsai(KMT)	19	0.6%
651102	Chen, Yung-Fu(DPP)	8	0.2%
651124	Tseng, Poyu(Green Party Taiwan & Social Democratic Party All	6	0.2%
651201	Lee, Ching Hua(KMT)	11	0.3%
651216	Chung, Guo-Chih(Peace Pigeon Union Party)	0	
651217	Huang, Kuo-Chang(New Power Party)	9	0.3%
651225	Chen, Yung-Shun(Faith And Hope League)	1	0.0%
660101	Yen, Chiou-Yue(KMT)	11	0.3%
660102	Tsai, Chi-Chang(DPP)	19	0.6%
660107	Chen, Chun Yuan(Unionist Party)	0	
660108	Wang Shu-Fen(Constitutional Conventions of Taiwan)	0	
660126	Houng, Chin Tei(Independent)	0	

# pcand: Candidate voting choice

Value	Label	Cases	Percentage
660201	Yen, Kuan-Heng(KMT)	21	0.6%
660202	Chen, Shih-Kai(DPP)	12	0.4%
660226	Chi, Kuo-Tung(Independent)	3	0.1%
660227	Chung, Wen-Long(Independent)	0	
660301	Yang, Chiung-Ying(KMT)	18	0.6%
660314	Huang, Hsin-Chi(Military, Civil, and Faculty Alliance Party)	0	
660317	Hung, Tzu-Yung(New Power Party)	23	0.7%
660401	Tsai, Chin-Lung(KMT)	10	0.3%
660402	Chang Liao, Wan-Chien(DPP)	11	0.3%
660418	Wu, Shu-Hui(Republican Party)	2	0.1%
660419	You, Shou Yuan(Free Taiwan Party)	0	
660425	Yeh, Chun-Hsin(Faith And Hope League)	3	0.1%
660426	Yen, Hui Li(Independent)	1	0.0%
660501	Lu, Shiow-Yen(KMT)	23	0.7%
660505	Liu, Kuo-Lung(TSU)	13	0.4%
660525	Chien, Meng-Hsuan(Faith And Hope League)	2	0.1%
660526	Miao, Feng-Lung(Independent)	0	
660601	Shen, Chih-Hwei(KMT)	9	0.3%
660602	Huang, Kuo-Shu(DPP)	16	0.5%
660626	Ho, Tzu Hua(Independent)	1	0.0%
660701	Lai, Yi-Huang(KMT)	13	0.4%
660702	Ho, Hsin-Chun(DPP)	25	0.8%
660714	Shih, Tatsai(Military, Civil, and Faculty Alliance Party)	1	0.0%
660801	Chiang, Chi-Chen(KMT)	17	0.5%
660802	Hsieh, Chih-Chung(DPP)	14	0.4%
660826	Wang, Cheng Chi(Independent)	1	0.0%
670101	Huang, Rui Kun(KMT)	11	0.3%
670102	Ye, Yi Jin(DPP)	28	0.9%
670107	Chen, Bo Zhi(Unionist Party)	0	
670126	Lin, De Wang(Independent)	2	0.1%
670201	Huang, Yao Sheng(KMT)	7	0.2%
670202	Huang, Wei Zhe(DPP)	40	1.2%
670207	Huang, Min Zhen(Unionist Party)	0	
670219	Huang, Xian Qing(Free Taiwan Party)	0	
670226	Wang, Guo Dong(Independent)	0	
670301	Xie, Long Jie(KMT)	6	0.2%
670302	Chen, Ting Fei(DPP)	37	1.1%
670307	Weng, Wan Ning(Unionist Party)	0	
670318	Deng, Xiu Bao(Republican Party)	2	0.1%
670401	Chen, Shu Hui(KMT)	14	0.4%
670402	Lin, Jun Xian(DPP)	31	0.9%
670407	Fu, Jian Feng(Unionist Party)	0	
670408	Chen, Huang Zhou(Constitutional Conventions of Taiwan)	0	
670417	Tsai, Yu Zhi(New Power Party)	0	
670424	Yang, Zhi Da(Green Party Taiwan & Social Democratic Party AI)	1	0.0%

# pcand: Candidate voting choice

Value	Label	Cases	Percentage
670501	Lin, Yi Huang(KMT)	10	0.3%
670502	Wang, Ding Yu(DPP)	42	1.3%
670506	Yan, Yang Qing(Taiwan Labor Party)	0	
670507	Li, Ying Shi(Unionist Party)	0	
680101	Chen, Ken Te(KMT)	6	0.2%
680102	Cheng, Yun Peng(DPP)	10	0.3%
680124	Wang, Pao Hsuan(Green Party Taiwan & Social Democratic Party)	3	0.1%
680201	Liao, Cheng Ching(KMT)	12	0.4%
680202	Chen Lai, Su Mei(DPP)	18	0.6%
680215	Chen, Pei Yu(Trees Party)	1	0.0%
680217	Chang, Kang Yi(New Power Party)	1	0.0%
680220	Wu, Zhen Tuo(Taiwan Independence Party)	0	
680226	Huang, Wei Chun(Green Party Taiwan & Social Democratic Party)	0	
680301	Chen, Shei Saint(KMT)	18	0.6%
680302	Hsu, Ching Wen(DPP)	11	0.3%
680318	Chen, Hung Jui(Republican Party)	0	
680319	Yu, Neng Sheng(Free Taiwan Party)	0	
680326	Lai, Li Chu(Independent)	2	0.1%
680401	Yang, Li Huan(KMT)	9	0.3%
680402	Cheng, Pao Ching(DPP)	16	0.5%
680501	Lu, Yu Ling(KMT)	14	0.4%
680502	Chang, Chao Liang(DPP)	14	0.4%
680510	Huang, Guo Hua(National Health Service Alliance)	0	
680518	Chang, Cheng(Republican Party)	6	0.2%
680526	Huang, Chih Hao(Independent)	0	
680527	Hsiao, Chia Liang(Independent)	0	
680601	Sun, Ta Chien(KMT)	20	0.6%
680620	Lan, Da Shan(Taiwan Independence Party)	0	
680623	Jun Jen Yuan(Taiwan Win Party)	0	
680624	Lu, Tung Chieh(Green Party Taiwan & Social Democratic Party)	1	0.0%
680626	Zhao, Zheng Yu(Independent)	19	0.6%
680627	Yang, Jin Xuan(Independent)	1	0.0%
690101	Sra-Kacaw(KMT)	1	0.0%
690102	Sufin-Siluko(KMT)	1	0.0%
690103	Lin, Tsung-Han(KMT)	0	
690104	Chen, Ying(DPP)	1	0.0%
690105	Lin, Hao-Yi(PFP)	0	
690107	Lin, Jin Ing(National Health Service Alliance)	0	
690108	Lin, Amos(Taiwan First Bations Party)	0	
690109	Takiyo-Kacaw(Military, Civil, and Faculty Alliance Party)	0	
690110	Rahic Amind(Republican Party)	0	
690115	Mayaw Biho(Independent)	0	
690116	Tamo, Ahsiung(Independent)	0	
690117	Galahe-Wubai-Hayawan(Independent)	1	0.0%
690118	Ke, Ren Yao(Independent)	1	0.0%

# pcand: Candidate voting choice

Value	Label	Cases	Percentage
700101	Kung, Wen-Chi(KMT)	1	0.0%
700102	Uliw-Qal jupayare(KMT)	2	0.1%
700104	Walis-Perin(DPP)	0	
700106	Kao, Chin Su Mei(Non-Partisan Solidarity Union)	2	0.1%
700111	Yuming Suyan(China Production Party)	0	
700112	Quan, Cheng Wei(Taiwan Independence Party)	0	
700113	Yi Lan-Ming Ji Nu An(Faith And Hope League)	0	
700114	Lin, Xin Yi(Faith And Hope League)	1	0.0%
700115	Lin, Shi Wei(Independent)	0	
700116	Tseng, Hua-Te(Independent)	0	
999989	Didn't pick up the ballot	21	0.6%
999991	Forget	60	1.8%
999992	Not eligible to vote	7	0.2%
999993	Did not turnout to vote	413	12.6%
999994	Cast invalid vote	69	2.1%
999995	Refuse to answer	286	8.7%
Sysmiss		2570	

Warning: these figures indicate the number of cases found in the data file. They cannot be interpreted as summary statistics of the population of interest.

# pvt\_dtc: Candidate voting choice(party)

Information [Type= discrete] [Format=numeric] [Range= 1-95] [Missing=\*]

Statistics [NW/ W] [Valid=3271 /-] [Invalid=2570 /-]

Value	Label	Cases	Percentage
1	KMT	888	27.1%
2	DPP	1173	35.9%
3	NP	5	0.2%
4	PPF	33	1.0%
5	TSU	16	0.5%
6	Taiwan Labor Party	0	
7	Unionist Party	1	0.0%
8	Constitutional Conventions of Taiwan	4	0.1%
9	Righteous Party	1	0.0%
10	National Health Service Alliance	1	0.0%
11	People's Democratic Front	2	0.1%
12	Labour Party	1	0.0%
13	The Motorists' Party of R.O.C.	0	
14	Military, Civil, and Faculty Alliance Party	2	0.1%
15	Trees Party	7	0.2%
16	Peace Pigeon Union Party	1	0.0%
17	New Power Party	61	1.9%
18	Republican Party	41	1.3%
19	Free Taiwan Party	0	
20	Taiwan Independence Party	0	
21	Social Welfare Party	0	
22	Pan-Pacific E.P. Union Party	0	

# pvt\_dtc: Candidate voting choice(party)

Value	Label	Cases	Percentage
23	Taiwan Win Party	0	
24	Green Party Taiwan & Social Democratic Party Alliance	35	1.1%
25	Faith And Hope League	12	0.4%
26	Independent	129	3.9%
27	Taiwan First Bations Party	0	
28	China Production Party	0	
29	Non-Partisan Solidarity Union	2	0.1%
89	Didn't pick up the ballot	21	0.6%
91	Forget	60	1.8%
92	Not eligible to vote	7	0.2%
93	Did not turnout to vote	413	12.6%
94	Cast invalid vote	69	2.1%
95	Refuse to answer	286	8.7%
Sysmiss		2570	

Warning: these figures indicate the number of cases found in the data file. They cannot be interpreted as summary statistics of the population of interest.

# pvtchose: vote for most in the beginning

<b>Information</b>	[Type= discrete] [Format=numeric] [Range= 1-99] [Missing=*]
<b>Statistics [NW/ W]</b>	[Valid=3271 /-] [Invalid=2570 /-]

Value	Label	Cases	Percentage
1	Yes	2079	63.6%
2	NO	321	9.8%
95	Refuse to answer	15	0.5%
99	Skipped	856	26.2%
Sysmiss		2570	

Warning: these figures indicate the number of cases found in the data file. They cannot be interpreted as summary statistics of the population of interest.

# pporiwvc: original candidate voting choice

<b>Information</b>	[Type= discrete] [Format=numeric] [Range= 20101-999999] [Missing=*]
<b>Statistics [NW/ W]</b>	[Valid=3271 /-] [Invalid=2570 /-]

Value	Label	Cases	Percentage
20101	Lee, Chih-Yung(KMT)	14	0.4%
20102	Chen, Ou-Po(DPP)	26	0.8%
20108	Wu, Zi Wei(Constitutional Conventions of Taiwan)	1	0.0%
20114	Kuo, Ru-Jau(Military, Civil, and Faculty Alliance Party)	0	
20122	Lin, Shiann-Shan(Pan-Pacific E.P. Union Party)	0	
20124	Wu, Shao-Wen(Green Party Taiwan & Social Democratic Party AI)	2	0.1%
20126	Chu, Ando(Independent)	4	0.1%
20127	Sun, Po-Yu(Independent)	3	0.1%
40101	Lin, Wei-Chou(KMT)	19	0.6%
40107	Fan, Chen-Kui(Unionist Party)	0	
40110	Su, Wen-Ying(National Health Service Alliance)	1	0.0%
40114	Li, Zong Hua(Military, Civil, and Faculty Alliance Party)	0	
40118	Chiu, Ching Ya(Republican Party)	8	0.2%
40125	Cho, An-Thung(Faith And Hope League)	0	
40126	Cheng, Yung-Chin(Independent)	10	0.3%



# pporiwvc: original candidate voting choice

Value	Label	Cases	Percentage
40127	Huang, Xiu Long(Independent)	0	
50101	Chen, Chao-Ming(KMT)	14	0.4%
50102	Tu, Wen Ching(DPP)	14	0.4%
50118	Kang, Shi-Ju(Republican Party)	9	0.3%
50119	Lin, Yi -Fang(Free Taiwan Party)	0	
50126	Huang, Yu Yan(Independent)	1	0.0%
50201	Hsu, Chih Jung(KMT)	17	0.5%
50202	Wu, Yi-Chen(DPP)	9	0.3%
50219	Liu, Wen-Chung(Free Taiwan Party)	0	
50226	Chou, Shu-Han(Independent)	1	0.0%
50227	Tai, Wen Hsiang(Independent)	2	0.1%
70101	Wang, Hui-Mei(KMT)	43	1.3%
70102	Chen, Wen-Pin(DPP)	22	0.7%
70201	Lin, Tsang-Min(KMT)	6	0.2%
70202	Huang, Hsiou-Fang(DPP)	17	0.5%
70212	Wen, Kuo Ming(Labour Party)	1	0.0%
70219	Chang, Yao-Yuan(Republican Party)	0	
70226	Liu, Yung-Chun(Independent)	0	
70227	Hsu, Yung-Chin(Independent)	0	
70228	Huang, Yu-Fen(Independent)	3	0.1%
70301	Cheng, Ru-Fen(KMT)	22	0.7%
70302	Hung, Chun-Yi(DPP)	21	0.6%
70304	Chen, Chao-Rong(PFP)	3	0.1%
70317	Chang, Yi-Sheng(New Power Party)	0	
70319	Ang, Yu-Kang(Free Taiwan Party)	0	
70401	Chang, Chin-Kun(KMT)	18	0.6%
70402	Chen, Su-Yueh(DPP)	27	0.8%
80101	Ma, Wen-Chun(KMT)	15	0.5%
80102	Chang, Kuor Hsin(DPP)	11	0.3%
80201	Hsu, Shu-Hua(KMT)	25	0.8%
80202	Tsai, Huang Liang(DPP)	18	0.6%
90101	Chang Jung-Chi(KMT)	14	0.4%
90102	Su, Chin Feng(DPP)	26	0.8%
90115	Lin, Fu-Yuan(Trees Party)	0	
90201	Wu, Wei Chih(KMT)	7	0.2%
90202	Liu, Chien Kuo(DPP)	45	1.4%
90215	Chang, Chia-Wei(Trees Party)	0	
90217	Wang, Wei-Ting(New Power Party)	3	0.1%
100101	Lin, Chiang-Chuan(KMT)	12	0.4%
100102	Tsai, Yi-Yu(DPP)	20	0.6%
100126	Chiu, Kun-Lung(Independent)	0	
100201	Lin, Yu-Ling(KMT)	6	0.2%
100202	Chen, Ming-Wen(DPP)	14	0.4%
100208	Lai, Ching-Min(Constitutional Conventions of Taiwan)	3	0.1%
130101	Liao, Wan-Ju(KMT)	7	0.2%

# pporiwvc: original candidate voting choice

Value	Label	Cases	Percentage
130102	Su, Zhen Qing(DPP)	18	0.6%
130201	Wang, Chin-Shih(KMT)	12	0.4%
130202	Chung, Chia-Pin(DPP)	13	0.4%
130301	Hsu, Chin Ju(KMT)	4	0.1%
130302	Chuang, Jui-Hsuing(DPP)	16	0.5%
130307	Chang, Chao-Yang(Unionist Party)	0	
130319	Ding, Yong Zhi(Free Taiwan Party)	0	
130326	Huang, Chao-Chang(Independent)	10	0.3%
140101	Chen, Chien-Ke(KMT)	2	0.1%
140102	Liu, Chao-Hao(DPP)	9	0.3%
150101	Wang, Ting Sheng(KMT)	12	0.4%
150102	Xiao, Mei Qin(DPP)	20	0.6%
150122	Yang, Wu Kong(Pan-Pacific E.P. Union Party)	0	
150126	Huang, Shi Peng(Independent)	0	
160101	Chen, Shuang Chuan(KMT)	2	0.1%
160102	Yang, Yao(DPP)	1	0.0%
160106	Huang, Han-Tung(Taiwan Labor Party)	0	
160115	Sheng, I Che(Trees Party)	2	0.1%
170101	Hau, Lung-Bin(KMT)	19	0.6%
170102	Tsa,i Shi Ying(DPP)	17	0.5%
170103	Liu, Wen-Hsiung(PFP)	7	0.2%
170118	Yang, Shi Cheng(Republican Party)	4	0.1%
180101	Cheng, Cheng Chien(KMT)	7	0.2%
180102	Ke, Jian Ming(DPP)	14	0.4%
180103	Ou, Chung-Ching(PFP)	1	0.0%
180114	Wei, Bert(Military, Civil, and Faculty Alliance Party)	0	
180117	Chiu, Hsieh-Chih(New Power Party)	5	0.2%
180119	Lin, Chia-Yu(Free Taiwan Party)	0	
180126	Zeng, Yao Cheng(Independent)	0	
180127	Huang ,Yuan-Fu(Independent)	0	
180128	Wang, Rong De(Independent)	0	
180129	Wu, Shu-Min(Independent)	0	
200101	Wu, Yu-Jen(KMT)	9	0.3%
200102	Lee, Chun-Yi(DPP)	10	0.3%
200126	Weng, Shou-liang(Independent)	5	0.2%
200127	Huang, Hung-Chen-Taiwan-Ah-Chen-World-Great-Person-Rich-Pres	1	0.0%
280101	Yang, Cheng-Wu(KMT)	0	
280102	Chen, Tsang-Chiang(DPP)	0	
280103	Wu, Cherng-Dean(NP)	0	
280106	Chen, Te-Hui(Taiwan Labor Party)	0	
280114	Kao, Dan-Hwa(Military, Civil, and Faculty Alliance Party)	0	
280126	Chang, Cheng-Fa(Independent)	0	
280127	Hong, Zhi Heng(Independent)	0	
280128	Tony Chen Ton Lee(Independent)	0	

# pporiwvc: original candidate voting choice

Value	Label	Cases	Percentage
300101	Chen, Hsueh-Sheng(KMT)	0	
300107	Chang, Chun Pao(Unionist Party)	0	
300115	Su, Po Hao(Trees Party)	0	
300126	Lin, Chin Kuan(Independent)	0	
630101	Ting, Shou-chung(KMT)	18	0.6%
630102	Wu, Szu-Yao(DPP)	22	0.7%
630110	Wu, Zhong Zheng(National Health Service Alliance)	0	
630118	Wang, Ching-Ya(Republican Party)	3	0.1%
630120	Huang, Ching Yuan(Taiwan Independence Party)	0	
630202	Yao, Wen-Chih(DPP)	20	0.6%
630203	Pan, Wynn H.T.(NP)	5	0.2%
630210	Lin, Xing Rong(National Health Service Alliance)	0	
630219	Chen, Jian Bin(Free Taiwan Party)	0	
630220	Chen, Min Chien(Taiwan Independence Party)	0	
630225	Wu, Chun-Te(Faith And Hope League)	1	0.0%
630226	Wang, Ming-Tzong AarMing(Independent)	1	0.0%
630301	Chiang, Wan-An(KMT)	19	0.6%
630308	Kao, Shih-En(Constitutional Conventions of Taiwan)	0	
630314	Li, Cheng-Yueh(Military, Civil, and Faculty Alliance Party)	0	
630316	Ciou, Jheng Hao(Peace Pigeon Union Party)	0	
630320	Lim, Sin Khai(Taiwan Independence Party)	0	
630324	Lee, Yen-jong(Green Party Taiwan & Social Democratic Party A	2	0.1%
630326	Chao, Yieng-Jack(Independent)	0	
630327	Huang, Li-Hsiang(Independent)	0	
630328	Pan, Billy(Independent)	10	0.3%
630329	Chen, Alf Ke-Yin(Independent)	0	
630401	Lee, Yen-Hsiu(KMT)	14	0.4%
630404	Huang, Shan Shan(PFP)	18	0.6%
630405	Hsiao, Ya-Tan(TSU)	3	0.1%
630416	Li, Yueh Feng(Peace Pigeon Union Party)	0	
630417	Lin, Shao Chi(New Power Party)	2	0.1%
630420	Chen, ChaoO Ming(Taiwan Independence Party)	0	
630424	Chen, Shang-chih(Green Party Taiwan & Social Democratic Part	1	0.0%
630426	Ho, Wei(Independent)	1	0.0%
630501	Lin, Yu-Fang(KMT)	8	0.2%
630508	Hong, Sneng Cheng(Constitutional Conventions of Taiwan)	0	
630515	You, Rui Min(Trees Party)	2	0.1%
630517	Lim, Freddy(New Power Party)	17	0.5%
630520	Li, Jia Xing(Taiwan Independence Party)	0	
630526	Gong, Wei Lun(Independent)	1	0.0%
630527	Huang, Fui Ching(Independent)	0	
630601	Chiang, Nai-Shn(KMT)	10	0.3%
630608	Ku, Wen Fa(Constitutional Conventions of Taiwan)	0	
630611	Jeng, Tsuen-Chyi(People's Democratic Front)	2	0.1%
630615	Chen, Chia-Hung(Trees Party)	0	

# pporiwvc: original candidate voting choice

Value	Label	Cases	Percentage
630618	Wu, Hsu-Chih(Republican Party)	2	0.1%
630620	Lin, Zhen Yu(Taiwan Independence Party)	0	
630624	Fan, Yun(Green Party Taiwan & Social Democratic Party Allian	9	0.3%
630625	Tseng, Hsien-Ying(Faith And Hope League)	0	
630626	Zhao, Yan Qing(Independent)	0	
630627	Chou, Fang-Ju(Independent)	0	
630628	Liang,Pang Wei(Independent)	1	0.0%
630629	Chiang, Nancy(Independent)	0	
630701	Fai, Hrong-Tai(KMT)	18	0.6%
630708	Fan,Yang-Lu(Constitutional Conventions of Taiwan)	0	
630716	Su, Chen-Ying(Peace Pigeon Union Party)	0	
630720	Lin, Susan(Taiwan Independence Party)	0	
630724	Lu, Jennifer(Green Party Taiwan & Social Democratic Party Al	1	0.0%
630726	Yang, Shih-Chiu(Independent)	15	0.5%
630727	Curry, Peter(Independent)	0	
630728	Lin, Wen-Jye(Independent)	0	
630801	Lai, Shyh-Bao(KMT)	19	0.6%
630806	Chen, Lucent(Taiwan Labor Party)	0	
630824	Miao, Poya(Green Party Taiwan & Social Democratic Party Alli	7	0.2%
630826	Fang Jing-Jun(Independent)	0	
630827	Lai, Shu-Shen(Independent)	0	
630828	Lee, Ching-Yuan(Independent)	15	0.5%
640101	Chung, Yi-Chung(KMT)	7	0.2%
640102	Chiu,Yi-Ying(DPP)	26	0.8%
640107	Liu, Zi Lin(Unionist Party)	1	0.0%
640116	Chuang, Ting Hsin(Peace Pigeon Union Party)	0	
640201	Huang, Yun-Han(KMT)	10	0.3%
640202	Chiu Chih-Wei(DPP)	30	0.9%
640207	Huang, Jin Ling(Unionist Party)	0	
640215	Li, Bo Rong(Trees Party)	0	
640219	Zeng, Ying Feng(Free Taiwan Party)	0	
640301	Chang, Hsien-Yao(KMT)	12	0.4%
640302	Liu, Shyh Fang(DPP)	16	0.5%
640308	Zhuang, Ming Xian(Constitutional Conventions of Taiwan)	0	
640325	Liang, Pei Chen(Faith And Hope League)	3	0.1%
640326	Lyon, Shu Fu(Independent)	1	0.0%
640401	Kuo, Lun Hao Lucas(KMT)	5	0.2%
640402	Lin, Tai-Hua(DPP)	20	0.6%
640407	Lin, Jun Yang(Unionist Party)	0	
640501	Tsai, Chin-Yen(KMT)	11	0.3%
640502	Kuan, Bi Ling(DPP)	11	0.3%
640514	Wang, Hsin-Chang(Military, Civil, and Faculty Alliance Party	0	
640516	Yang, Zong Ying(Peace Pigeon Union Party)	0	
640601	Huang, Po Lin(KMT)	9	0.3%
640602	Lee, Kun Tse(DPP)	21	0.6%

# pporiwvc: original candidate voting choice

Value	Label	Cases	Percentage
640616	Yang, Han Chi(Peace Pigeon Union Party)	1	0.0%
640701	Zhuang, Qi Wang(KMT)	12	0.4%
640702	Chao, Tien Lin(DPP)	24	0.7%
640716	Chen, Su Li(Peace Pigeon Union Party)	0	
640717	Chen, Hui-Min(New Power Party)	0	
640726	Lin, Jing Yuan(Independent)	0	
640801	Huang, Hsi Wen(KMT)	6	0.2%
640802	Xu, Zhi Jie(DPP)	18	0.6%
640807	Wang Ting Xuan(Unionist Party)	0	
640811	Chang, Yu Hwa(People's Democratic Front)	0	
640814	Liu, Yi Xiong(Military, Civil, and Faculty Alliance Party)	0	
640817	Chen, Han Ku(New Power Party)	0	
640821	Ma, Kai Ni(Social Welfare Party)	0	
640901	Lin, Guo Zheng(KMT)	11	0.3%
640902	Lai, Jui Lung(DPP)	15	0.5%
640907	Tsai, Ma Fu(Unionist Party)	0	
640918	Lin, Tsung Yen(Republican Party)	0	
650101	Wu, Yu Sheng(KMT)	8	0.2%
650102	Lu, Sun-Ling(DPP)	21	0.6%
650110	Hung, Zei-Cheng(National Health Service Alliance)	0	
650115	Su, Gideon Tung-Ta(Trees Party)	2	0.1%
650116	Chen, Yun Fen(Peace Pigeon Union Party)	0	
650126	Chen, Li Ji(Independent)	0	
650201	Chen, Ming Yi(KMT)	8	0.2%
650202	Lin, Shu Fen(DPP)	23	0.7%
650301	Lee, Chien-Lung(KMT)	7	0.2%
650302	Gao, Jyh Peng(DPP)	20	0.6%
650304	Chang, Showen(PFP)	4	0.1%
650308	Chen, Chang Fa(Constitutional Conventions of Taiwan)	0	
650310	Tom-Shiau(National Health Service Alliance)	0	
650315	Yao, Yin-Hung(Trees Party)	0	
650321	Lin, Ji Ying(Social Welfare Party)	0	
650326	Su, Ching-Yin(Independent)	0	
650327	Huang, Mao(Independent)	0	
650401	Chen, Mau-Jia(KMT)	11	0.3%
650402	Wu, Ping-Jui(DPP)	32	1.0%
650408	Wang, Si Yi(Constitutional Conventions of Taiwan)	0	
650409	Lin, Li Rong(Righteous Party)	1	0.0%
650416	Liu, Feng-Chang(Peace Pigeon Union Party)	0	
650424	Gu, Ba Kai(Green Party Taiwan & Social Democratic Party Alli	2	0.1%
650426	Chiu, Mark(Independent)	0	
650501	Huang, Chih-Hsiung(KMT)	12	0.4%
650502	Su, Chiao-Hui(DPP)	21	0.6%
650517	Kuo, Po-Yu(New Power Party)	1	0.0%
650601	Lin, Kuo Chun(KMT)	13	0.4%

# pporiwvc: original candidate voting choice

Value	Label	Cases	Percentage
650602	Chang, Hung-Lu(DPP)	32	1.0%
650604	Kang, Hector(PFP)	0	
650606	Yao, Yu-Shism(Taiwan Labor Party)	0	
650614	Huang, Jun Min(Military, Civil, and Faculty Alliance Party)	0	
650615	Li, Jian-Ming(Trees Party)	0	
650618	Li, Gui Bao(Republican Party)	0	
650625	Yu, Hsin Yi(Faith And Hope League)	1	0.0%
650626	Chuang, Feng-Ming(Independent)	0	
650701	Chiang, Huei-Chen(KMT)	11	0.3%
650702	Lo, Chih-Cheng(DPP)	18	0.6%
650710	Wang, Chen.Hwa(National Health Service Alliance)	0	
650726	Lee, Wan-Yu(Independent)	1	0.0%
650801	Chang,Ching-Chung(KMT)	13	0.4%
650802	Chiang, Yung Chang(DPP)	20	0.6%
650808	Shao, Ba Xiang(Constitutional Conventions of Taiwan)	0	
650810	Lin, Ken(National Health Service Alliance)	0	
650814	Wu, Jin Kui(Military, Civil, and Faculty Alliance Party)	1	0.0%
650826	Tung, Cheng-Yi(Independent)	1	0.0%
650901	Lin, Te- Fu(KMT)	16	0.5%
650910	Tseng, Wen-Sheng(National Health Service Alliance)	0	
650913	Dong, Brya(The Motorists' Party of R.O.C.)	0	
650918	Chang, Ching Fang(Republican Party)	5	0.2%
650926	Lee, Hsin Chang(Independent)	10	0.3%
651001	Lu, Chia-Chen(KMT)	10	0.3%
651002	Wu, Chi-Ming(DPP)	22	0.7%
651019	Huang, Lu Guang(Free Taiwan Party)	0	
651101	Lo, Ming Tsai(KMT)	19	0.6%
651102	Chen, Yung-Fu(DPP)	8	0.2%
651124	Tseng, Poyu(Green Party Taiwan & Social Democratic Party All	6	0.2%
651201	Lee, Ching Hua(KMT)	11	0.3%
651216	Chung, Guo-Chih(Peace Pigeon Union Party)	0	
651217	Huang, Kuo-Chang(New Power Party)	9	0.3%
651225	Chen, Yung-Shun(Faith And Hope League)	1	0.0%
660101	Yen, Chiou-Yue(KMT)	11	0.3%
660102	Tsai, Chi-Chang(DPP)	19	0.6%
660107	Chen, Chun Yuan(Unionist Party)	0	
660108	Wang Shu-Fen(Constitutional Conventions of Taiwan)	0	
660126	Houng, Chin Tei(Independent)	0	
660201	Yen, Kuan-Heng(KMT)	21	0.6%
660202	Chen, Shih-Kai(DPP)	12	0.4%
660226	Chi, Kuo-Tung(Independent)	3	0.1%
660227	Chung, Wen-Long(Independent)	0	
660301	Yang, Chiung-Ying(KMT)	18	0.6%
660314	Huang, Hsin-Chi(Military, Civil, and Faculty Alliance Party)	0	
660317	Hung, Tzu-Yung(New Power Party)	23	0.7%

# pporiwvc: original candidate voting choice

Value	Label	Cases	Percentage
660401	Tsai, Chin-Lung(KMT)	10	0.3%
660402	Chang Liao, Wan-Chien(DPP)	11	0.3%
660418	Wu, Shu-Hui(Republican Party)	2	0.1%
660419	You, Shou Yuan(Free Taiwan Party)	0	
660425	Yeh, Chun-Hsin(Faith And Hope League)	3	0.1%
660426	Yen, Hui Li(Independent)	1	0.0%
660501	Lu, Shiow-Yen(KMT)	23	0.7%
660505	Liu, Kuo-Lung(TSU)	13	0.4%
660525	Chien, Meng-Hsuan(Faith And Hope League)	2	0.1%
660526	Miao, Feng-Lung(Independent)	0	
660601	Shen, Chih-Hwei(KMT)	9	0.3%
660602	Huang, Kuo-Shu(DPP)	16	0.5%
660626	Ho, Tzu Hua(Independent)	1	0.0%
660701	Lai, Yi-Huang(KMT)	13	0.4%
660702	Ho, Hsin-Chun(DPP)	25	0.8%
660714	Shih, Tatsai(Military, Civil, and Faculty Alliance Party)	1	0.0%
660801	Chiang, Chi-Chen(KMT)	17	0.5%
660802	Hsieh, Chih-Chung(DPP)	14	0.4%
660826	Wang, Cheng Chi(Independent)	1	0.0%
670101	Huang, Rui Kun(KMT)	11	0.3%
670102	Ye, Yi Jin(DPP)	28	0.9%
670107	Chen, Bo Zhi(Unionist Party)	0	
670126	Lin, De Wang(Independent)	2	0.1%
670201	Huang, Yao Sheng(KMT)	7	0.2%
670202	Huang, Wei Zhe(DPP)	40	1.2%
670207	Huang, Min Zhen(Unionist Party)	0	
670219	Huang, Xian Qing(Free Taiwan Party)	0	
670226	Wang, Guo Dong(Independent)	0	
670301	Xie, Long Jie(KMT)	6	0.2%
670302	Chen, Ting Fei(DPP)	37	1.1%
670307	Weng, Wan Ning(Unionist Party)	0	
670318	Deng, Xiu Bao(Republican Party)	2	0.1%
670401	Chen, Shu Hui(KMT)	14	0.4%
670402	Lin, Jun Xian(DPP)	31	0.9%
670407	Fu, Jian Feng(Unionist Party)	0	
670408	Chen, Huang Zhou(Constitutional Conventions of Taiwan)	0	
670417	Tsai, Yu Zhi(New Power Party)	0	
670424	Yang, Zhi Da(Green Party Taiwan & Social Democratic Party Al	1	0.0%
670501	Lin, Yi Huang(KMT)	10	0.3%
670502	Wang, Ding Yu(DPP)	42	1.3%
670506	Yan, Yang Qing(Taiwan Labor Party)	0	
670507	Li, Ying Shi(Unionist Party)	0	
680101	Chen, Ken Te(KMT)	6	0.2%
680102	Cheng, Yun Peng(DPP)	10	0.3%
680124	Wang, Pao Hsuan(Green Party Taiwan & Social Democratic Party	3	0.1%

# pporiwvc: original candidate voting choice

Value	Label	Cases	Percentage
680201	Liao, Cheng Ching(KMT)	12	0.4%
680202	Chen Lai, Su Mei(DPP)	18	0.6%
680215	Chen, Pei Yu(Trees Party)	1	0.0%
680217	Chang, Kang Yi(New Power Party)	1	0.0%
680220	Wu, Zhen Tuo(Taiwan Independence Party)	0	
680226	Huang, Wei Chun(Green Party Taiwan & Social Democratic Party)	0	
680301	Chen, Shei Saint(KMT)	18	0.6%
680302	Hsu, Ching Wen(DPP)	11	0.3%
680318	Chen, Hung Jui(Republican Party)	0	
680319	Yu, Neng Sheng(Free Taiwan Party)	0	
680326	Lai, Li Chu(Independent)	2	0.1%
680401	Yang, Li Huan(KMT)	9	0.3%
680402	Cheng, Pao Ching(DPP)	16	0.5%
680501	Lu, Yu Ling(KMT)	14	0.4%
680502	Chang, Chao Liang(DPP)	14	0.4%
680510	Huang, Guo Hua(National Health Service Alliance)	0	
680518	Chang, Cheng(Republican Party)	6	0.2%
680526	Huang, Chih Hao(Independent)	0	
680527	Hsiao, Chia Liang(Independent)	0	
680601	Sun, Ta Chien(KMT)	20	0.6%
680620	Lan, Da Shan(Taiwan Independence Party)	0	
680623	Jun Jen Yuan(Taiwan Win Party)	0	
680624	Lu, Tung Chieh(Green Party Taiwan & Social Democratic Party)	1	0.0%
680626	Zhao, Zheng Yu(Independent)	19	0.6%
680627	Yang, Jin Xuan(Independent)	1	0.0%
690101	Sra-Kacaw(KMT)	1	0.0%
690102	Sufin-Siluko(KMT)	1	0.0%
690103	Lin, Tsung-Han(KMT)	0	
690104	Chen, Ying(DPP)	1	0.0%
690105	Lin, Hao-Yi(PFP)	0	
690107	Lin, Jin Ing(National Health Service Alliance)	0	
690108	Lin, Amos(Taiwan First Bations Party)	0	
690109	Takiyo-Kacaw(Military, Civil, and Faculty Alliance Party)	0	
690110	Rahic Amind(Republican Party)	0	
690115	Mayaw Biho(Independent)	0	
690116	Tamo, Ahsiung(Independent)	0	
690117	Galahe-Wubai-Hayawan(Independent)	1	0.0%
690118	Ke, Ren Yao(Independent)	1	0.0%
700101	Kung, Wen-Chi(KMT)	1	0.0%
700102	Uliw-Qal jupayare(KMT)	2	0.1%
700104	Walis-Perin(DPP)	0	
700106	Kao, Chin Su Mei(Non-Partisan Solidarity Union)	2	0.1%
700111	Yuming Suyan(China Production Party)	0	
700112	Quan, Cheng Wei(Taiwan Independence Party)	0	
700113	Yi Lan-Ming Ji Nu An(Faith And Hope League)	0	



# pporiwvc: original candidate voting choice			
Value	Label	Cases	Percentage
700114	Lin, Xin Yi(Faith And Hope League)	1	0.0%
700115	Lin, Shi Wei(Independent)	0	
700116	Tseng, Hua-Te(Independent)	0	
999991	Didn't intend to vote	60	1.8%
999995	Refuse to answer	286	8.7%
999999	Skipped	510	15.6%
Sysmiss		2570	
<i>Warning: these figures indicate the number of cases found in the data file. They cannot be interpreted as summary statistics of the population of interest.</i>			
# pporiwvp: original candidate voting choice(party)			
<b>Information</b>	[Type= discrete] [Format=numeric] [Range= 1-99] [Missing=*]		
<b>Statistics [NW/ W]</b>	[Valid=3271 /-] [Invalid=2570 /-]		
Value	Label	Cases	Percentage
1	KMT	888	27.1%
2	DPP	1173	35.9%
3	NP	5	0.2%
4	PFP	33	1.0%
5	TSU	16	0.5%
6	Taiwan Labor Party	0	
7	Unionist Party	1	0.0%
8	Constitutional Conventions of Taiwan	4	0.1%
9	Righteous Party	1	0.0%
10	National Health Service Alliance	1	0.0%
11	People's Democratic Front	2	0.1%
12	Labour Party	1	0.0%
13	The Motorists' Party of R.O.C.	0	
14	Military, Civil, and Faculty Alliance Party	2	0.1%
15	Trees Party	7	0.2%
16	Peace Pigeon Union Party	1	0.0%
17	New Power Party	61	1.9%
18	Republican Party	41	1.3%
19	Free Taiwan Party	0	
20	Taiwan Independence Party	0	
21	Social Welfare Party	0	
22	Pan-Pacific E.P. Union Party	0	
23	Taiwan Win Party	0	
24	Green Party Taiwan & Social Democratic Party Alliance	35	1.1%
25	Faith And Hope League	12	0.4%
26	Independent	129	3.9%
27	Taiwan First Bations Party	0	
28	China Production Party	0	
29	Non-Partisan Solidarity Union	2	0.1%
91	Didn't intend to vote	60	1.8%
95	Refuse to answer	286	8.7%
99	Skipped	510	15.6%

<b># pporiwvp: original candidate voting choice(party)</b>			
<b>Value</b>	<b>Label</b>	<b>Cases</b>	<b>Percentage</b>
Systemmiss		2570	
<i>Warning: these figures indicate the number of cases found in the data file. They cannot be interpreted as summary statistics of the population of interest.</i>			
<b># wpa: panel weight</b>			
<b>Information</b>	[Type= continuous] [Format=numeric] [Range= 0.254683334-5.576088848] [Missing=*]		
<b>Statistics [NW/ W]</b>	[Valid=3271 /-] [Invalid=2570 /-] [Mean=1 /-] [StdDev=0.595 /-]		
<b># panel: panel</b>			
<b>Information</b>	[Type= discrete] [Format=numeric] [Range= 0-1] [Missing=*]		
<b>Statistics [NW/ W]</b>	[Valid=5841 /-] [Invalid=0 /-]		
<b>Value</b>	<b>Label</b>	<b>Cases</b>	<b>Percentage</b>
0	failure to reinterview	2570	44.0%
1	success to reinterview	3271	56.0%
<i>Warning: these figures indicate the number of cases found in the data file. They cannot be interpreted as summary statistics of the population of interest.</i>			