

Taiwan, ROC

Chin-Chun Yi, Institute of Sociology, Academia Sinica

**Taiwan Youth Project: TYP2017 Survey
(Adult Survey Wave 3) (Public Access Data)**

Study Documentation

March 31, 2021

Metadata Production

Metadata Producer(s)	Survey Research Data Archive (SRDA) , Center for Survey Research, Research Center for Humanities Social Sciences , DDI
Version	data 2.0, By IHSN Nesstar Template modify
Identification	D00188en

Table of Contents

Overview	4
Scope & Coverage	4
Producers & Sponsors	4
Data Collection	4
Data Processing & Appraisal	4
Accessibility	5
Files Description	6
TYP2017 Jan2021	6
Variables Group(s)	7
Sample Information	7
Marriage Attitude and Marital Status	7
Family Attitude and Family Relations	8
Personal attitude toward life and various opinions	34
Internet usage	39
Religion	40
Smoking and Drinking	41
Employment Experience	41
Personal Data	52
Supervising Interviewer Notes	53
Variables Description	56
TYP2017 Jan2021	57

Taiwan Youth Project: TYP2017 Survey (Adult Survey Wave 3) (Public Access Data) (TYP - Taiwan Youth Project)

Taiwan Youth Project: TYP2017 Survey (Adult Survey Wave 3) (Public Access Data)

Overview	
Type	Taiwan Youth Project
Identification	D00188en
Version	Production Date: 2021-02-17 1
Kind of Data	Sampling
Unit of Analysis	Individuals

Scope & Coverage	
Time Period(s)	2017-2018
Countries	Taiwan, ROC
Geographic Coverage Taipei city, Taipei county and Yi-Lan county	
Universe In 2000, students were in junior high school in the Taipei city, Taipei county and Yi-Lan county.	

Producers & Sponsors	
Primary Investigator(s)	Chin-Chun Yi, Institute of Sociology, Academia Sinica
Other Producer(s)	Institute of Sociology, Academia Sinica
Funding Agency/ies	Institute of Sociology, Academia Sinica

Data Collection	
Data Collection Dates	start 2017-09-23 end 2018-03-31
Time Period(s)	start 2017-01-01 end 2018-08-31
Data Collection Mode	Face-to-Face Survey

Data Processing & Appraisal	
Data Editing The Center for Survey Research (CSR), Research Center for Humanities and Social Sciences Academia Sinica, has checked wild codes and out-of-range values, to validate and clean data.	

Accessibility	
Contact(s)	Survey Research Data Archive (Center for Survey Research, Research Center for Humanities Social Sciences) , https://srda.sinica.edu.tw , srda@gate.sinica.edu.tw
Distributor(s)	Survey Research Data Archive
Depositor(s)	Institute of Sociology, Academia Sinica
<u>Access Conditions</u> Public Access Data (Downloads for Web Member, Regular Member, Academia Sinica Researcher)	

Files Description

Dataset contains 1 file(s)

TYP2017_Jan2021	
# Cases	2551
# Variable(s)	912

Variables Group(s)

Dataset contains 10 group(s)

Group Sample Information							
#	Name	Label	Type	Format	Valid	Invalid	Question
1	m3sschool	Original Junior high School	discrete	numeric-10.0	2551	0	-
2	m3sclass	Original Class in Junior high School	discrete	numeric-10.0	2551	0	-
3	id	Sample Identification (4 digits)	continuous	numeric-9.0	2551	0	-
4	id1	Sample Identification (5 digits)	continuous	numeric-9.0	2551	0	-
5	id2	Sample Identification (6 digits, the first digit varies according to cohorts)	continuous	numeric-10.0	2551	0	-
6	m3sgroup	Original Grade in Junior high School	discrete	numeric-9.0	2551	0	-
7	m3slocation	The location of junior high school (City/County)	discrete	numeric-15.0	2551	0	-
8	m3surban	The location of junior high school (The type of township)	discrete	numeric-20.0	2551	0	-

Group Marriage Attitude and Marital Status							
#	Name	Label	Type	Format	Valid	Invalid	Question
1	m3s001000	1.What is your current marital status	discrete	numeric-19.0	2551	0	-
2	m3s001011	1-1.When was the first time you got married?ROC year	discrete	numeric-12.0	2551	0	-
3	m3s001012	1-1.When was the first time you got married?month	discrete	numeric-15.0	2551	0	-
4	m3s001013	1-1.When was the first time you got married?day	continuous	numeric-15.0	2551	0	-
5	m3s001020	1-2.Do you think you got married early?	discrete	numeric-10.0	2551	0	-
6	m3s001031	1-3.When did your first marriage end?ROC year	discrete	numeric-11.0	2551	0	-
7	m3s001032	1-3.When did your first marriage end?month	discrete	numeric-11.0	2551	0	-
8	m3s001040	1-4.Why did your first marriage end?	discrete	numeric-10.0	2551	0	-
9	m3s001051	1-5.When did you remarry? ROC year	discrete	numeric-12.0	2551	0	-
10	m3s001052	1-5.When did you remarry? month	discrete	numeric-11.0	2551	0	-
11	m3s001053	1-5.When did you remarry? day	discrete	numeric-11.0	2551	0	-
12	m3s001060	1-6.How many times have you been married?	discrete	numeric-10.0	2551	0	-

Group Family Attitude and Family Relations							
#	Name	Label	Type	Format	Valid	Invalid	Question
1	m3s002001	2.How many siblings do you have?Older brother(s)	discrete	numeric-10.0	2551	0	-
2	m3s002002	2.How many siblings do you have?Older sister(s)	discrete	numeric-10.0	2551	0	-
3	m3s002003	2.How many siblings do you have?younger brother(s)	discrete	numeric-10.0	2551	0	-
4	m3s002004	2.How many siblings do you have?younger sister(s)	discrete	numeric-10.0	2551	0	-
5	m3s003000_urban	3.Your current residence	discrete	numeric-8.0	1541	1010	-
6	m3s004000	4.Number of family living together with you (includes yourself)	discrete	numeric-11.0	2551	0	-
7	m3s005010	5.(01)Family members you live with:Biological father	discrete	numeric-10.0	2551	0	-
8	m3s005020	5.(02)Family members you live with:Stepfather	discrete	numeric-10.0	2551	0	-
9	m3s005030	5.(03)Family members you live with:Adoptive father	discrete	numeric-10.0	2551	0	-
10	m3s005040	5.(04)Family members you live with:Biological mother	discrete	numeric-10.0	2551	0	-
11	m3s005050	5.(05)Family members you live with:Stepmother	discrete	numeric-10.0	2551	0	-
12	m3s005060	5.(06)Family members you live with:Adoptive mother	discrete	numeric-10.0	2551	0	-
13	m3s005070	5.(07)Family members you live with:Sons	discrete	numeric-10.0	2551	0	-
14	m3s005071	5.(07)Family members you live with:___Sons	discrete	numeric-10.0	2551	0	-
15	m3s005080	5.(08)Family members you live with:Daughters	discrete	numeric-10.0	2551	0	-
16	m3s005081	5.(08)Family members you live with:___Daughters	discrete	numeric-10.0	2551	0	-
17	m3s005090	5.(09)Family members you live with:Older brothers	discrete	numeric-10.0	2551	0	-
18	m3s005091	5.(09)Family members you live with:___Older brothers	discrete	numeric-10.0	2551	0	-
19	m3s005092	5.(09)Family members you live with:Older brothers(___married)	discrete	numeric-10.0	2551	0	-
20	m3s005100	5.(10)Family members you live with:Older sisters	discrete	numeric-10.0	2551	0	-
21	m3s005101	5.(10)Family members you live with:___Older sisters	discrete	numeric-10.0	2551	0	-
22	m3s005102	5.(10)Family members you live with:Older sisters(___married)	discrete	numeric-10.0	2551	0	-
23	m3s005110	5.(11)Family members you live with:Younger brothers	discrete	numeric-10.0	2551	0	-

#	Name	Label	Type	Format	Valid	Invalid	Question
24	m3s005111	5.(11)Family members you live with:___Younger brothers	discrete	numeric-10.0	2551	0	-
25	m3s005112	5.(11)Family members you live with:Younger brothers(___married)	discrete	numeric-10.0	2551	0	-
26	m3s005120	5.(12)Family members you live with:Younger sisters	discrete	numeric-10.0	2551	0	-
27	m3s005121	5.(12)Family members you live with:___Younger sisters	discrete	numeric-10.0	2551	0	-
28	m3s005122	5.(12)Family members you live with:Younger sisters(___married)	discrete	numeric-10.0	2551	0	-
29	m3s005130	5.(13)Family members you live with:Sister-in-laws	discrete	numeric-10.0	2551	0	-
30	m3s005131	5.(13)Family members you live with:___Sister-in-laws	discrete	numeric-10.0	2551	0	-
31	m3s005140	5.(14)Family members you live with:Brother-in-laws	discrete	numeric-10.0	2551	0	-
32	m3s005141	5.(14)Family members you live with:___Brother-in-laws	discrete	numeric-10.0	2551	0	-
33	m3s005150	5.(15)Family members you live with:Brothers' children	discrete	numeric-10.0	2551	0	-
34	m3s005151	5.(15)Family members you live with:___Brothers' children	discrete	numeric-10.0	2551	0	-
35	m3s005160	5.(16)Family members you live with:Sisters' children	discrete	numeric-10.0	2551	0	-
36	m3s005161	5.(16)Family members you live with:___Sisters' children	discrete	numeric-10.0	2551	0	-
37	m3s005170	5.(17)Family members you live with:Grandfather (paternal)	discrete	numeric-10.0	2551	0	-
38	m3s005180	5.(18)Family members you live with:Grandmother (paternal)	discrete	numeric-10.0	2551	0	-
39	m3s005190	5.(19)Family members you live with:Grandfather (maternal)	discrete	numeric-10.0	2551	0	-
40	m3s005200	5.(20)Family members you live with:Grandmother (maternal)	discrete	numeric-10.0	2551	0	-
41	m3s005210	5.(21)Family members you live with:Fiancee	discrete	numeric-10.0	2551	0	-
42	m3s005220	5.(22)Family members you live with:Fiance	discrete	numeric-10.0	2551	0	-
43	m3s005230	5.(23)Family members you live with:Other	discrete	numeric-10.0	2551	0	-
44	m3s006010	6.(01)Besides your family, do you live with other people?Boy/girlfriend	discrete	numeric-10.0	2551	0	-

#	Name	Label	Type	Format	Valid	Invalid	Question
45	m3s006020	6.(02)Besides your family, do you live with other people?Classmate	discrete	numeric-10.0	2551	0	-
46	m3s006030	6.(03)Besides your family, do you live with other people?Co-worker	discrete	numeric-10.0	2551	0	-
47	m3s006040	6.(04)Besides your family, do you live with other people?Friend	discrete	numeric-10.0	2551	0	-
48	m3s006050	6.(05)Besides your family, do you live with other people?Boy/girlfriend's family	discrete	numeric-10.0	2551	0	-
49	m3s006060	6.(06)Besides your family, do you live with other people?Roommate	discrete	numeric-10.0	2551	0	-
50	m3s006070	6.(07)Besides your family, do you live with other people?Other	discrete	numeric-10.0	2551	0	-
51	m3s006080	6.(08)Besides your family, do you live with other people?None	discrete	numeric-10.0	2551	0	-
52	m3s007011	7.How is the situation with your father?Health	discrete	numeric-22.0	2551	0	-
53	m3s007012	7.Father:Health(2)Passed away, when you were__years old	continuous	numeric-11.0	2551	0	-
54	m3s007013	7.How is the situation with your mother?Health	discrete	numeric-22.0	2551	0	-
55	m3s007014	7.Mother:Health(2)Passed away, when you were__years old	continuous	numeric-11.0	2551	0	-
56	m3s007021	7.How is the situation with your parents?Divorced	discrete	numeric-17.0	2551	0	-
57	m3s007022	7.Parents:Divorced(2)Yes, when you were__years old	continuous	numeric-11.0	2551	0	-
58	m3s007031	7.How is the situation with your father?Remarried	discrete	numeric-17.0	2551	0	-
59	m3s007032	7.Father:Remarried(2)Yes, when you were__years old	discrete	numeric-11.0	2551	0	-
60	m3s007033	7.How is the situation with your mother?Remarried	discrete	numeric-17.0	2551	0	-
61	m3s007034	7.Mother:Remarried(2)Yes, when you were__years old	discrete	numeric-11.0	2551	0	-
62	m3s007041	7.How is the situation with your father?Work	discrete	numeric-13.0	2551	0	-
63	m3s007042	7.How is the situation with your mother?Work	discrete	numeric-13.0	2551	0	-
64	m3s008000	8.What is the main reason for living with your parents?	discrete	numeric-28.0	2551	0	-
65	m3s009000	9.Do you want to live separately from them?	discrete	numeric-23.0	2551	0	-

#	Name	Label	Type	Format	Valid	Invalid	Question
66	m3s010000	10.What is your main reason for not living with your parents?	discrete	numeric-27.0	2551	0	-
67	m3s011000	11.Do you want to live with your parents?	discrete	numeric-23.0	2551	0	-
68	m3s01201a	12.a.Over the past year, your father's health status.	discrete	numeric-15.0	2551	0	-
69	m3s01202a	12.a.Over the past year, your mother's health status.	discrete	numeric-15.0	2551	0	-
70	m3s01201b	12.b.How far do your father live?	discrete	numeric-26.0	2551	0	-
71	m3s01202b	12.b.How far do your mother live?	discrete	numeric-26.0	2551	0	-
72	m3s01201c	12.c.Over the past year, how often did you see your father?	discrete	numeric-18.0	2551	0	-
73	m3s01202c	12.c.Over the past year, how often did you see your mother?	discrete	numeric-18.0	2551	0	-
74	m3s01201d	12.d.Besides seeing each other in person, how often do you contact your father?	discrete	numeric-18.0	2551	0	-
75	m3s01202d	12.d.Besides seeing each other in person, how often do you contact your mother?	discrete	numeric-18.0	2551	0	-
76	m3s01201e	12.e.Over the past year, how often do you usually eat with your parents?	discrete	numeric-18.0	2551	0	-
77	m3s01202e	12.e.Over the past year, how often do you usually eat with your parents?	discrete	numeric-18.0	2551	0	-
78	m3s01301a	13.a.(Past year)Do you often help your father with:Give them money/fees	discrete	numeric-15.0	2551	0	-
79	m3s01301b	13.b.(Past year)Do you often help your father with:Housework,Take care of children or other family members	discrete	numeric-11.0	2551	0	-
80	m3s01301c	13.c.(Past year)Do you often help your father with:Listen to their thoughts	discrete	numeric-11.0	2551	0	-
81	m3s01302a	13.a.(Past year)Do you often help your mother with:Give them money/fees	discrete	numeric-11.0	2551	0	-
82	m3s01302b	13.b.(Past year)Do you often help your mother with:Housework/Take care of children or other family members	discrete	numeric-11.0	2551	0	-
83	m3s01302c	13.c.(Past year)Do you often help your mother with:Listen to their thoughts	discrete	numeric-11.0	2551	0	-

#	Name	Label	Type	Format	Valid	Invalid	Question
84	m3s01401a	14.a.(Past year)Did your father often help you with:Give you money	discrete	numeric-11.0	2551	0	-
85	m3s01401b	14.b.(Past year)Did your father often help you with:Housework/Take care of children or other family members	discrete	numeric-11.0	2551	0	-
86	m3s01401c	14.c.(Past year)Did your father often help you with:Listen to my thoughts	discrete	numeric-11.0	2551	0	-
87	m3s01401d	14.d.(Past year)Did your father often help you with:My work	discrete	numeric-11.0	2551	0	-
88	m3s01402a	14.a.(Past year)Did your mother often help you with:Give you money	discrete	numeric-11.0	2551	0	-
89	m3s01402b	14.b.(Past year)Did your mother often help you with:Housework/Take care of children or other family members	discrete	numeric-11.0	2551	0	-
90	m3s01402c	14.c.(Past year)Did your mother often help you with:Listen to my thoughts	discrete	numeric-11.0	2551	0	-
91	m3s01402d	14.d.(Past year)Did your mother often help you with:My work	discrete	numeric-11.0	2551	0	-
92	m3s015010	15.(01)(Last 2 years)You have Chinese New Year dinner with:Alone	discrete	numeric-10.0	2551	0	-
93	m3s015020	15.(02)(Last 2 years)You have Chinese New Year dinner with:Father	discrete	numeric-10.0	2551	0	-
94	m3s015030	15.(03)(Last 2 years)You have Chinese New Year dinner with:Mother	discrete	numeric-10.0	2551	0	-
95	m3s015040	15.(04)(Last 2 years)You have Chinese New Year dinner with:Unmarried brother(s)	discrete	numeric-10.0	2551	0	-
96	m3s015050	15.(05)(Last 2 years)You have Chinese New Year dinner with:Unmarried sister(s)	discrete	numeric-10.0	2551	0	-
97	m3s015060	15.(06)(Last 2 years)You have Chinese New Year dinner with:Married brother(s)	discrete	numeric-10.0	2551	0	-
98	m3s015070	15.(07)(Last 2 years)You have Chinese New Year dinner with:Married sister(s)	discrete	numeric-10.0	2551	0	-
99	m3s015080	15.(08)(Last 2 years)You have Chinese New Year dinner with:Grandfather(paternal)	discrete	numeric-10.0	2551	0	-

#	Name	Label	Type	Format	Valid	Invalid	Question
100	m3s015090	15.(09)(Last 2 years)You have Chinese New Year dinner with:Grandmother(paternal)	discrete	numeric-10.0	2551	0	-
101	m3s015100	15.(10)(Last 2 years)You have Chinese New Year dinner with:Grandfather(maternal)	discrete	numeric-10.0	2551	0	-
102	m3s015110	15.(11)(Last 2 years)You have Chinese New Year dinner with:Grandmother(maternal)	discrete	numeric-10.0	2551	0	-
103	m3s015120	15.(12)(Last 2 years)You have Chinese New Year dinner with:Married uncles(paternal)	discrete	numeric-10.0	2551	0	-
104	m3s015130	15.(13)(Last 2 years)You have Chinese New Year dinner with:Unmarried uncles(paternal)	discrete	numeric-10.0	2551	0	-
105	m3s015140	15.(14)(Last 2 years)You have Chinese New Year dinner with:Married uncles(maternal)	discrete	numeric-10.0	2551	0	-
106	m3s015150	15.(15)(Last 2 years)You have Chinese New Year dinner with:Unmarried uncles(maternal)	discrete	numeric-10.0	2551	0	-
107	m3s015160	15.(16)(Last 2 years)You have Chinese New Year dinner with:Married aunts(maternal)	discrete	numeric-10.0	2551	0	-
108	m3s015170	15.(17)(Last 2 years)You have Chinese New Year dinner with:Unmarried aunts(maternal)	discrete	numeric-10.0	2551	0	-
109	m3s015180	15.(18)(Last 2 years)You have Chinese New Year dinner with:Married aunts(paternal)	discrete	numeric-10.0	2551	0	-
110	m3s015190	15.(19)(Last 2 years)You have Chinese New Year dinner with:Unmarried aunts(paternal)	discrete	numeric-10.0	2551	0	-
111	m3s015200	15.(20)(Last 2 years)You have Chinese New Year dinner with:Cousins(paternal)	discrete	numeric-10.0	2551	0	-
112	m3s015210	15.(21)(Last 2 years)You have Chinese New Year dinner with:Cousins(maternal)	discrete	numeric-10.0	2551	0	-
113	m3s015220	15.(22)(Last 2 years)You have Chinese New Year dinner with:Other relatives	discrete	numeric-10.0	2551	0	-
114	m3s015230	15.(23)(Last 2 years)You have Chinese New Year dinner with:Friend	discrete	numeric-10.0	2551	0	-

#	Name	Label	Type	Format	Valid	Invalid	Question
115	m3s015240	15.(24)(Last 2 years)You have Chinese New Year dinner with:Co-worker	discrete	numeric-10.0	2551	0	-
116	m3s015250	15.(25)(Last 2 years)You have Chinese New Year dinner with:Boy/girlfriend	discrete	numeric-10.0	2551	0	-
117	m3s015260	15.(26)(Last 2 years)You have Chinese New Year dinner with:Other person	discrete	numeric-10.0	2551	0	-
118	m3s016010	16.(1)(Past year)Situations happened in your family:Ignore people (cold war)	discrete	numeric-10.0	2551	0	-
119	m3s016020	16.(2)(Past year)Situations happened in your family:Quarrel/argue	discrete	numeric-10.0	2551	0	-
120	m3s016030	16.(3)(Past year)Situations happened in your family:Throw things or fight (hit people)	discrete	numeric-10.0	2551	0	-
121	m3s016040	16.(4)(Past year)Situations happened in your family:Curse people with very bad words	discrete	numeric-10.0	2551	0	-
122	m3s016050	16.(5)(Past year)Situations happened in your family:One side can make people nervous and scared	discrete	numeric-10.0	2551	0	-
123	m3s017000	17.When do you want to get married?	discrete	numeric-15.0	2551	0	-
124	m3s01700a	17.(1)When do you want to get married?At__years	discrete	numeric-11.0	2551	0	-
125	m3s017a11	17a-1.What is the main reason you haven't gotten married?(option 1)	discrete	numeric-32.0	2551	0	-
126	m3s017a12	17a-1.What is the main reason you haven't gotten married?(option 2)	discrete	numeric-32.0	2551	0	-
127	m3s017a13	17a-1.What is the main reason you haven't gotten married?(option 3)	discrete	numeric-32.0	2551	0	-
128	m3s017a20	17a-2.Among these reasons, which reason is the most important?	discrete	numeric-32.0	2551	0	-
129	m3s017b11	17b-1.What is the main reason you don't want to get married?(option 1)	discrete	numeric-28.0	2551	0	-
130	m3s017b12	17b-1.What is the main reason you don't want to get married?(option 2)	discrete	numeric-28.0	2551	0	-
131	m3s017b13	17b-1.What is the main reason you don't want to get married?(option 3)	discrete	numeric-28.0	2551	0	-
132	m3s017b20	17b-2.Among these reasons, which reasonisthe most important?	discrete	numeric-28.0	2551	0	-

#	Name	Label	Type	Format	Valid	Invalid	Question
133	m3s018010	18.(1)Are you satisfied with the following relationships? You and your father	discrete	numeric-11.0	2551	0	-
134	m3s018020	18.(2)Are you satisfied with the following relationships? You and your mother	discrete	numeric-11.0	2551	0	-
135	m3s018030	18.(3)Are you satisfied with the following relationships? Your parents	discrete	numeric-11.0	2551	0	-
136	m3s018040	18.(4)Are you satisfied with the following relationships? You and your siblings	discrete	numeric-11.0	2551	0	-
137	m3s019000	19.Do you have a house under your name?	discrete	numeric-13.0	2551	0	-
138	m3s019001	19.(2)Yes, I have___rooms/homes	discrete	numeric-11.0	2551	0	-
139	m3s019010	19-1.Did your parents pay for it?	discrete	numeric-15.0	2551	0	-
140	m3s020000	20.When do you want to buy a house?	discrete	numeric-17.0	2551	0	-
141	m3s020001	20.(1)At age___	discrete	numeric-11.0	2551	0	-
142	m3s021000	21.When do you want to have children?	discrete	numeric-22.0	2551	0	-
143	m3s021001	21.(1)At age___	discrete	numeric-11.0	2551	0	-
144	m3s022001	22.How many siblings do you have?Older brother(s)	discrete	numeric-10.0	2551	0	-
145	m3s022002	22.How many siblings do you have?Older sister(s)	discrete	numeric-10.0	2551	0	-
146	m3s022003	22.How many siblings do you have?younger brother(s)	discrete	numeric-10.0	2551	0	-
147	m3s022004	22.How many siblings do you have?younger sister(s)	discrete	numeric-10.0	2551	0	-
148	m3s023000_urban	23. Your current residence	discrete	numeric-8.0	1009	1542	-
149	m3s024000	24.Number of family members who currently live with you (includes yourself)	discrete	numeric-11.0	2551	0	-
150	m3s025010	25.(01)Family members you currently live with:Biological father	discrete	numeric-10.0	2551	0	-
151	m3s025020	25.(02)Family members you currently live with:Stepfather	discrete	numeric-10.0	2551	0	-
152	m3s025030	25.(03)Family members you currently live with:Adoptive father	discrete	numeric-10.0	2551	0	-
153	m3s025040	25.(04)Family members you currently live with:Biological mother	discrete	numeric-10.0	2551	0	-
154	m3s025050	25.(05)Family members you currently live with:Stepmother	discrete	numeric-10.0	2551	0	-
155	m3s025060	25.(06)Family members you currently live with:Adoptive mother	discrete	numeric-10.0	2551	0	-

#	Name	Label	Type	Format	Valid	Invalid	Question
156	m3s025070	25.(07)Family members you currently live with:Spouse	discrete	numeric-10.0	2551	0	-
157	m3s025080	25.(08)Family members you currently live with:Spouse's father	discrete	numeric-10.0	2551	0	-
158	m3s025090	25.(09)Family members you currently live with:Spouse's mother	discrete	numeric-10.0	2551	0	-
159	m3s025100	25.(10)Family members you currently live with:Sons	discrete	numeric-10.0	2551	0	-
160	m3s025101	25.(10)Family members you currently live with:___Sons	discrete	numeric-10.0	2551	0	-
161	m3s025110	25.(11)Family members you currently live with:Daughters	discrete	numeric-10.0	2551	0	-
162	m3s025111	25.(11)Family members you currently live with:___Daughters	discrete	numeric-10.0	2551	0	-
163	m3s025120	25.(12)Family members you currently live with:Older brothers	discrete	numeric-10.0	2551	0	-
164	m3s02512a	25.(12)Family members you currently live with:___Older brothers	discrete	numeric-10.0	2551	0	-
165	m3s02512b	25.(12)Family members you currently live with:Older brothers(___married)	discrete	numeric-10.0	2551	0	-
166	m3s025130	25.(13)Family members you currently live with:Older sisters	discrete	numeric-10.0	2551	0	-
167	m3s025131	25.(13)Family members you currently live with:___Older sisters	discrete	numeric-10.0	2551	0	-
168	m3s025132	25.(13)Family members you currently live with:Older sisters(___married)	discrete	numeric-10.0	2551	0	-
169	m3s025140	25.(14)Family members you currently live with:Younger brothers	discrete	numeric-10.0	2551	0	-
170	m3s025141	25.(14)Family members you currently live with:___Younger brothers	discrete	numeric-10.0	2551	0	-
171	m3s025142	25.(14)Family members you currently live with:Younger brothers(___married)	discrete	numeric-10.0	2551	0	-
172	m3s025150	25.(15)Family members you currently live with:Younger sisters	discrete	numeric-10.0	2551	0	-
173	m3s025151	25.(15)Family members you currently live with:___Younger sisters	discrete	numeric-10.0	2551	0	-
174	m3s025152	25.(15)Family members you currently live with:Younger sisters(___married)	discrete	numeric-10.0	2551	0	-

#	Name	Label	Type	Format	Valid	Invalid	Question
175	m3s025160	25.(16)Family members you currently live with:brothers' spouses	discrete	numeric-10.0	2551	0	-
176	m3s025161	25.(16)Family members you currently live with:___brothers' spouses	discrete	numeric-10.0	2551	0	-
177	m3s025170	25.(17)Family members you currently live with:sisters' spouses	discrete	numeric-10.0	2551	0	-
178	m3s025171	25.(17)Family members you currently live with:___sisters' spouses	discrete	numeric-10.0	2551	0	-
179	m3s025180	25.(18)Family members you currently live with:brothers' children	discrete	numeric-10.0	2551	0	-
180	m3s025181	25.(18)Family members you currently live with:___brothers' children	discrete	numeric-10.0	2551	0	-
181	m3s025190	25.(19)Family members you currently live with:sisters' children	discrete	numeric-10.0	2551	0	-
182	m3s025191	25.(19)Family members you currently live with:___sisters' children	discrete	numeric-10.0	2551	0	-
183	m3s025200	25.(20)Family members you currently live with:Grandfather (paternal)	discrete	numeric-10.0	2551	0	-
184	m3s025210	25.(21)Family members you currently live with:Grandmother (paternal)	discrete	numeric-10.0	2551	0	-
185	m3s025220	25.(22)Family members you currently live with:Grandfather (maternal)	discrete	numeric-10.0	2551	0	-
186	m3s025230	25.(23)Family members you currently live with:Grandmother (maternal)	discrete	numeric-10.0	2551	0	-
187	m3s025240	25.(24)Family members you currently live with:Spouse's older brothers	discrete	numeric-10.0	2551	0	-
188	m3s025241	25.(24)Family members you currently live with:___Spouse's older brothers	discrete	numeric-10.0	2551	0	-
189	m3s025242	25.(24)Family members you currently live with:Spouse's older brothers (___married)	discrete	numeric-10.0	2551	0	-
190	m3s025250	25.(25)Family members you currently live with:Spouse's older sisters	discrete	numeric-10.0	2551	0	-
191	m3s025251	25.(25)Family members you currently live with:___Spouse's older sisters	discrete	numeric-10.0	2551	0	-
192	m3s025252	25.(25)Family members you currently live with:Spouse's older sisters (___married)	discrete	numeric-10.0	2551	0	-

#	Name	Label	Type	Format	Valid	Invalid	Question
193	m3s025260	25.(26)Family members you currently live with:Spouse's younger brothers	discrete	numeric-10.0	2551	0	-
194	m3s025261	25.(26)Family members you currently live with:___Spouse's younger brothers	discrete	numeric-10.0	2551	0	-
195	m3s025262	25.(26)Family members you currently live with:Spouse's younger brothers (___married)	discrete	numeric-10.0	2551	0	-
196	m3s025270	25.(27)Family members you currently live with:Spouse's younger sisters	discrete	numeric-10.0	2551	0	-
197	m3s025271	25.(27)Family members you currently live with:___Spouse's younger sisters	discrete	numeric-10.0	2551	0	-
198	m3s025272	25.(27)Family members you currently live with:Spouse's younger sisters (___married)	discrete	numeric-10.0	2551	0	-
199	m3s025280	25.(28)Family members you currently live with:Spouse's grandfather (paternal)	discrete	numeric-10.0	2551	0	-
200	m3s025290	25.(29)Family members you currently live with:Spouse's grandmother (paternal)	discrete	numeric-10.0	2551	0	-
201	m3s025300	25.(30)Family members you currently live with:Spouse's grandfather (maternal)	discrete	numeric-10.0	2551	0	-
202	m3s025310	25.(31)Family members you currently live with:Spouse's grandmother (maternal)	discrete	numeric-10.0	2551	0	-
203	m3s025320	25.(32)Family members you currently live with:Fiancee	discrete	numeric-10.0	2551	0	-
204	m3s025330	25.(33)Family members you currently live with:Fiance	discrete	numeric-10.0	2551	0	-
205	m3s025340	25.(34)Family members you currently live with:Other	discrete	numeric-10.0	2551	0	-
206	m3s026010	26.(01)Besides family members, do you live with:Boy/girlfriend	discrete	numeric-10.0	2551	0	-
207	m3s026020	26.(02)Besides family members, do you live with:Classmate	discrete	numeric-10.0	2551	0	-
208	m3s026030	26.(03)Besides family members, do you live with:Co-worker	discrete	numeric-10.0	2551	0	-
209	m3s026040	26.(04)Besides family members, do you live with:Friend	discrete	numeric-10.0	2551	0	-
210	m3s026050	26.(05)Besides family members, do you live with:Boy/girlfriend's family	discrete	numeric-10.0	2551	0	-

#	Name	Label	Type	Format	Valid	Invalid	Question
211	m3s026060	26.(06)Besides family members, do you live with:Roommate	discrete	numeric-10.0	2551	0	-
212	m3s026070	26.(07)Besides family members, do you live with:Other	discrete	numeric-10.0	2551	0	-
213	m3s026080	26.(08)Besides family members, do you live with:None	discrete	numeric-10.0	2551	0	-
214	m3s027000	27.What is the main reason why you are currently living with them?	discrete	numeric-28.0	2551	0	-
215	m3s028000	28.Do you want to live separately from them?	discrete	numeric-27.0	2551	0	-
216	m3s029000	29.What is the main reason for not living with them?	discrete	numeric-27.0	2551	0	-
217	m3s030000	30.Would you want to live with your parents?	discrete	numeric-23.0	2551	0	-
218	m3s031000	31.What is the main reason for not living with your spouse's parents?	discrete	numeric-30.0	2551	0	-
219	m3s032000	32.Would you want to live with your spouse's parents?	discrete	numeric-23.0	2551	0	-
220	m3s033011	33.How is your father situation?Health	discrete	numeric-25.0	2551	0	-
221	m3s033012	33.Father:Health(2)Passed away, when you were__years old	continuous	numeric-11.0	2551	0	-
222	m3s033013	33.How is your mother situation?Health	discrete	numeric-25.0	2551	0	-
223	m3s033014	33.Mother:Health(2)Passed away, when you were__years old	discrete	numeric-11.0	2551	0	-
224	m3s033021	33.How is your parents' situation?Divorced	discrete	numeric-21.0	2551	0	-
225	m3s033022	33.Parents':Divorced (2)Yes, when you were__years old	continuous	numeric-11.0	2551	0	-
226	m3s033031	33.How is your father situation?Remarried	discrete	numeric-21.0	2551	0	-
227	m3s033032	33.Father:Remarried(2)Yes, when you were__years old	discrete	numeric-11.0	2551	0	-
228	m3s033033	33.How is your mother situation?Remarried	discrete	numeric-21.0	2551	0	-
229	m3s033034	33.Mother:Remarried(2)Yes, when you were__years old	discrete	numeric-11.0	2551	0	-
230	m3s033041	33.How is your father situation?Work	discrete	numeric-13.0	2551	0	-
231	m3s033042	33.How is your mother situation?Work	discrete	numeric-13.0	2551	0	-
232	m3s033015	33.How is your Spouse's father situation?Health	discrete	numeric-10.0	2551	0	-
233	m3s033016	33.How is your Spouse's mother situation?Health	discrete	numeric-10.0	2551	0	-

#	Name	Label	Type	Format	Valid	Invalid	Question
234	m3s033023	33.How is your Spouse's parents' situation?Divorced	discrete	numeric-10.0	2551	0	-
235	m3s033035	33.How is your Spouse's father situation?Remarried	discrete	numeric-10.0	2551	0	-
236	m3s033036	33.How is your Spouse's mother situation?Remarried	discrete	numeric-10.0	2551	0	-
237	m3s033043	33.How is your Spouse's father situation?Work	discrete	numeric-13.0	2551	0	-
238	m3s033044	33.How is your Spouse's mother situation?Work	discrete	numeric-13.0	2551	0	-
239	m3s03401a	34.a.(Past year)You often help your father with:Give them money	discrete	numeric-11.0	2551	0	-
240	m3s03401b	34.b.(Past year)You often help your father with:Housework/take care of children or other family members	discrete	numeric-11.0	2551	0	-
241	m3s03401c	34.c.(Past year)You often help your father with:Listen to their thoughts	discrete	numeric-11.0	2551	0	-
242	m3s03402a	34.a.(Past year)You often help your mother with:Give them money	discrete	numeric-11.0	2551	0	-
243	m3s03402b	34.b.(Past year)You often help your mother with:Housework/take care of children or other family members	discrete	numeric-11.0	2551	0	-
244	m3s03402c	34.c.(Past year)You often help your mother with:Listen to their thoughts	discrete	numeric-11.0	2551	0	-
245	m3s03403a	34.a.(Past year)You often help your father-in-law with:Give them money	discrete	numeric-11.0	2551	0	-
246	m3s03403b	34.b.(Past year)You often help your father-in-law with:Housework/take care of children or other family members	discrete	numeric-11.0	2551	0	-
247	m3s03403c	34.c.(Past year)You often help your father-in-law with:Listen to their thoughts	discrete	numeric-11.0	2551	0	-
248	m3s03404a	34.a.(Past year)You often help your mother-in-law with:Give them money	discrete	numeric-11.0	2551	0	-
249	m3s03404b	34.b.(Past year)You often help your mother-in-law with:Housework/take care of children or other family members	discrete	numeric-11.0	2551	0	-
250	m3s03404c	34.c.(Past year)You often help your mother-in-law with:Listen to their thoughts	discrete	numeric-11.0	2551	0	-

#	Name	Label	Type	Format	Valid	Invalid	Question
251	m3s03501a	35.a.(Past year)Your father often help you(two) with:Give me/us money	discrete	numeric-11.0	2551	0	-
252	m3s03501b	35.b.(Past year)Your father often help you(two) with:Housework/Take care of children or other family members	discrete	numeric-11.0	2551	0	-
253	m3s03501c	35.c.(Past year)Your father often help you(two) with:Listen to my/our thoughts	discrete	numeric-11.0	2551	0	-
254	m3s03501d	35.d.(Past year)Your father often help you(two) with:My/our work	discrete	numeric-11.0	2551	0	-
255	m3s03502a	35.a.(Past year)Your mother often help you(two) with:Give me/us money	discrete	numeric-11.0	2551	0	-
256	m3s03502b	35.b.(Past year)Your mother often help you(two) with:Housework/Take care of children or other family members	discrete	numeric-11.0	2551	0	-
257	m3s03502c	35.c.(Past year)Your mother often help you(two) with:Listen to my/our thoughts	discrete	numeric-11.0	2551	0	-
258	m3s03502d	35.d.(Past year)Your mother often help you(two) with:My/our work	discrete	numeric-11.0	2551	0	-
259	m3s03503a	35.a.(Past year)Your father-in-law often help you(two) with:Give me/us money	discrete	numeric-11.0	2551	0	-
260	m3s03503b	35.b.(Past year)Your father-in-law often help you(two) with:Housework/Take care of children or other family members	discrete	numeric-11.0	2551	0	-
261	m3s03503c	35.c.(Past year)Your father-in-law often help you(two) with:Listen to my/our thoughts	discrete	numeric-11.0	2551	0	-
262	m3s03503d	35.d.(Past year)Your father-in-law often help you(two) with:My/our work	discrete	numeric-11.0	2551	0	-
263	m3s03504a	35.a.(Past year)Your mother-in-law often help you(two) with:Give me/us money	discrete	numeric-11.0	2551	0	-
264	m3s03504b	35.b.(Past year)Your mother-in-law often help you(two) with:Housework/Take care of children or other family members	discrete	numeric-11.0	2551	0	-
265	m3s03504c	35.c.(Past year)Your mother-in-law often help you(two) with:Listen to my/our thoughts	discrete	numeric-11.0	2551	0	-

#	Name	Label	Type	Format	Valid	Invalid	Question
266	m3s03504d	35.d.(Past year)Your mother-in-law often help you(two) with:My/our work	discrete	numeric-11.0	2551	0	-
267	m3s03601a	36.a.Father:health status	discrete	numeric-11.0	2551	0	-
268	m3s03602a	36.a.Mother:health status	discrete	numeric-11.0	2551	0	-
269	m3s03603a	36.a.Father-in-law:health status	discrete	numeric-11.0	2551	0	-
270	m3s03604a	36.a.Mother-in-law:health status	discrete	numeric-11.0	2551	0	-
271	m3s03601b	36.b.Father:How far do they live?	discrete	numeric-26.0	2551	0	-
272	m3s03602b	36.b.Mother:How far do they live?	discrete	numeric-26.0	2551	0	-
273	m3s03603b	36.b.Father-in-law:How far do they live?	discrete	numeric-26.0	2551	0	-
274	m3s03604b	36.b.Mother-in-law:How far do they live?	discrete	numeric-26.0	2551	0	-
275	m3s03601c	36.c.Father:How often did you see each other?	discrete	numeric-18.0	2551	0	-
276	m3s03602c	36.c.Mother:How often did you see each other?	discrete	numeric-18.0	2551	0	-
277	m3s03603c	36.c.Father-in-law:How often did you see each other?	discrete	numeric-18.0	2551	0	-
278	m3s03604c	36.c.Mother-in-law:How often did you see each other?	discrete	numeric-18.0	2551	0	-
279	m3s03601d	36.d.Father:How often do you contact each other? (not in person)	discrete	numeric-18.0	2551	0	-
280	m3s03602d	36.d.Mother:How often do you contact each other? (not in person)	discrete	numeric-18.0	2551	0	-
281	m3s03603d	36.d.Father-in-law:How often do you contact each other? (not in person)	discrete	numeric-18.0	2551	0	-
282	m3s03604d	36.d.Mother-in-law:How often do you contact each other? (not in person)	discrete	numeric-18.0	2551	0	-
283	m3s03601e	36.e.Father:How often do you usually eat with your parents?	discrete	numeric-18.0	2551	0	-
284	m3s03602e	36.e.Mother:How often do you usually eat with your parents?	discrete	numeric-18.0	2551	0	-
285	m3s03603e	36.e.Father-in-law:How often do you usually eat with your parents?	discrete	numeric-18.0	2551	0	-
286	m3s03604e	36.e.Mother-in-law:How often do you usually eat with your parents?	discrete	numeric-18.0	2551	0	-
287	m3s037010	37.(01)(Last 2 years)You have Chinese New Year dinner with:Alone	discrete	numeric-10.0	2551	0	-

#	Name	Label	Type	Format	Valid	Invalid	Question
288	m3s037020	37.(02)(Last 2 years)You have Chinese New Year dinner with:Father	discrete	numeric-10.0	2551	0	-
289	m3s037030	37.(03)(Last 2 years)You have Chinese New Year dinner with:Mother	discrete	numeric-10.0	2551	0	-
290	m3s037040	37.(04)(Last 2 years)You have Chinese New Year dinner with:Unmarried brother(s)	discrete	numeric-10.0	2551	0	-
291	m3s037050	37.(05)(Last 2 years)You have Chinese New Year dinner with:Unmarried sister(s)	discrete	numeric-10.0	2551	0	-
292	m3s037060	37.(06)(Last 2 years)You have Chinese New Year dinner with:Married brother(s)	discrete	numeric-10.0	2551	0	-
293	m3s037070	37.(07)(Last 2 years)You have Chinese New Year dinner with:Married sister(s)	discrete	numeric-10.0	2551	0	-
294	m3s037080	37.(08)(Last 2 years)You have Chinese New Year dinner with:Grandfather (paternal)	discrete	numeric-10.0	2551	0	-
295	m3s037090	37.(09)(Last 2 years)You have Chinese New Year dinner with:Grandmother (paternal)	discrete	numeric-10.0	2551	0	-
296	m3s037100	37.(10)(Last 2 years)You have Chinese New Year dinner with:Grandfather (maternal)	discrete	numeric-10.0	2551	0	-
297	m3s037110	37.(11)(Last 2 years)You have Chinese New Year dinner with:Grandmother (maternal)	discrete	numeric-10.0	2551	0	-
298	m3s037120	37.(12)(Last 2 years)You have Chinese New Year dinner with:Spouse	discrete	numeric-10.0	2551	0	-
299	m3s037130	37.(13)(Last 2 years)You have Chinese New Year dinner with:Children	discrete	numeric-10.0	2551	0	-
300	m3s037140	37.(14)(Last 2 years)You have Chinese New Year dinner with:Spouse's father	discrete	numeric-10.0	2551	0	-
301	m3s037150	37.(15)(Last 2 years)You have Chinese New Year dinner with:Spouse's mother	discrete	numeric-10.0	2551	0	-
302	m3s037160	37.(16)(Last 2 years)You have Chinese New Year dinner with:Spouse's unmarried siblings	discrete	numeric-10.0	2551	0	-
303	m3s037170	37.(17)(Last 2 years)You have Chinese New Year dinner with:Spouse's married siblings	discrete	numeric-10.0	2551	0	-

#	Name	Label	Type	Format	Valid	Invalid	Question
304	m3s037180	37.(18)(Last 2 years)You have Chinese New Year dinner with:Spouse's grandparents (paternal)	discrete	numeric-10.0	2551	0	-
305	m3s037190	37.(19)(Last 2 years)You have Chinese New Year dinner with:Spouse's grandparents (maternal)	discrete	numeric-10.0	2551	0	-
306	m3s037200	37.(20)(Last 2 years)You have Chinese New Year dinner with:Married uncles (paternal)	discrete	numeric-10.0	2551	0	-
307	m3s037210	37.(21)(Last 2 years)You have Chinese New Year dinner with:Unmarried uncles (paternal)	discrete	numeric-10.0	2551	0	-
308	m3s037220	37.(22)(Last 2 years)You have Chinese New Year dinner with:Married uncles (maternal)	discrete	numeric-10.0	2551	0	-
309	m3s037230	37.(23)(Last 2 years)You have Chinese New Year dinner with:Unmarried uncles (maternal)	discrete	numeric-10.0	2551	0	-
310	m3s037240	37.(24)(Last 2 years)You have Chinese New Year dinner with:Married aunts (maternal)	discrete	numeric-10.0	2551	0	-
311	m3s037250	37.(25)(Last 2 years)You have Chinese New Year dinner with:Unmarried aunts (maternal)	discrete	numeric-10.0	2551	0	-
312	m3s037260	37.(26)(Last 2 years)You have Chinese New Year dinner with:Married aunts (paternal)	discrete	numeric-10.0	2551	0	-
313	m3s037270	37.(27)(Last 2 years)You have Chinese New Year dinner with:Unmarried aunts (paternal)	discrete	numeric-10.0	2551	0	-
314	m3s037280	37.(28)(Last 2 years)You have Chinese New Year dinner with:Cousins (paternal)	discrete	numeric-10.0	2551	0	-
315	m3s037290	37.(29)(Last 2 years)You have Chinese New Year dinner with:Cousins (maternal)	discrete	numeric-10.0	2551	0	-
316	m3s037300	37.(30)(Last 2 years)You have Chinese New Year dinner with:Other	discrete	numeric-10.0	2551	0	-
317	m3s037310	37.(31)(Last 2 years)You have Chinese New Year dinner with:Friend	discrete	numeric-10.0	2551	0	-
318	m3s037320	37.(32)(Last 2 years)You have Chinese New Year dinner with:Co-worker	discrete	numeric-10.0	2551	0	-

#	Name	Label	Type	Format	Valid	Invalid	Question
319	m3s037330	37.(33)(Last 2 years)You have Chinese New Year dinner with:Boy/girlfriend	discrete	numeric-10.0	2551	0	-
320	m3s037340	37.(34)(Last 2 years)You have Chinese New Year dinner with:Other person	discrete	numeric-10.0	2550	1	-
321	m3s038011	38.(1)(Past year)Situations happened in your family-parents:Ignore people	discrete	numeric-10.0	2551	0	-
322	m3s038012	38.(2)(Past year)Situations happened in your family-parents:Quarrel/argue	discrete	numeric-10.0	2551	0	-
323	m3s038013	38.(3)(Past year)Situations happened in your family-parents:Throw things or fight	discrete	numeric-10.0	2551	0	-
324	m3s038014	38.(4)(Past year)Situations happened in your family-parents:Curse people with very bad words	discrete	numeric-10.0	2551	0	-
325	m3s038015	38.(5)(Past year)Situations happened in your family-parents:One side can make people nervous and scared	discrete	numeric-10.0	2551	0	-
326	m3s038021	38.(1)(Past year)Situations happened in your family-spouse:Ignore people	discrete	numeric-10.0	2551	0	-
327	m3s038022	38.(2)(Past year)Situations happened in your family-spouse:Quarrel/argue	discrete	numeric-10.0	2551	0	-
328	m3s038023	38.(3)(Past year)Situations happened in your family-spouse:Throw things or fight	discrete	numeric-10.0	2551	0	-
329	m3s038024	38.(4)(Past year)Situations happened in your family-spouse:Curse people with very bad words	discrete	numeric-10.0	2551	0	-
330	m3s038025	38.(5)(Past year)Situations happened in your family-spouse:One side can make people nervous and scared	discrete	numeric-10.0	2551	0	-
331	m3s038031	38.(1)(Past year)Situations happened in your family-spouse's parents:Ignore people	discrete	numeric-10.0	2551	0	-
332	m3s038032	38.(2)(Past year)Situations happened in your family-spouse's parents:Quarrel/argue	discrete	numeric-10.0	2551	0	-
333	m3s038033	38.(3)(Past year)Situations happened in your family-spouse's parents:Throw things or fight	discrete	numeric-10.0	2551	0	-
334	m3s038034	38.(4)(Past year)Situations happened in your family-spouse's parents:Curse people with very bad words	discrete	numeric-10.0	2551	0	-

#	Name	Label	Type	Format	Valid	Invalid	Question
335	m3s038035	38.(5)(Past year)Situations happened in your family-spouse's parents:One side can make people nervous and scared	discrete	numeric-10.0	2551	0	-
336	m3s039000	39.Do you have a house under your name?	discrete	numeric-20.0	2551	0	-
337	m3s039001	39.(2)Do you have a house under your name?Yes, I have__rooms/homes	discrete	numeric-11.0	2551	0	-
338	m3s039010	39-1.Did your parents pay for it?	discrete	numeric-17.0	2551	0	-
339	m3s040000	40.Does your spouse have a house under his/her name?	discrete	numeric-20.0	2551	0	-
340	m3s040001	40.(2)Does your spouse have a house under his/her name? Yes, he/she has __rooms/ homes	discrete	numeric-11.0	2551	0	-
341	m3s040010	40-1.Did your spouse's parents pay for it?	discrete	numeric-17.0	2551	0	-
342	m3s041000	41.Do you and your spouse own a house together?	discrete	numeric-20.0	2551	0	-
343	m3s041001	41.(2)Do you and your spouse own a house together? Yes, we have __rooms/ homes	discrete	numeric-11.0	2551	0	-
344	m3s041010	41-1.Did your parents or spouse's parents pay for it?	discrete	numeric-17.0	2551	0	-
345	m3s042000	42.(No house)When do you want to buy a house?	discrete	numeric-17.0	2551	0	-
346	m3s042001	42.(1)(No house)When do you want to buy a house?At age__	discrete	numeric-11.0	2551	0	-
347	m3s043011	43.Living together at time of marriage:Parents	discrete	numeric-10.0	2551	0	-
348	m3s043021	43.Living together at time of marriage:Parent-in-law	discrete	numeric-10.0	2551	0	-
349	m3s043031	43.Living together at time of marriage:Married siblings	discrete	numeric-10.0	2551	0	-
350	m3s043041	43.Living together at time of marriage:Unmarried siblings	discrete	numeric-10.0	2551	0	-
351	m3s043051	43.Living together at time of marriage:Spouse's married siblings	discrete	numeric-10.0	2551	0	-
352	m3s043061	43.Living together at time of marriage:Spouse's unmarried siblings	discrete	numeric-10.0	2551	0	-
353	m3s043071	43.Living together at time of marriage:Grandparents	discrete	numeric-10.0	2551	0	-
354	m3s043081	43.Living together at time of marriage:Spouse's grandparents	discrete	numeric-10.0	2551	0	-
355	m3s043012	43.Still living together:Parents	discrete	numeric-10.0	2551	0	-

#	Name	Label	Type	Format	Valid	Invalid	Question
356	m3s043022	43.Still living together:Parent-in-law	discrete	numeric-10.0	2551	0	-
357	m3s043032	43.Still living together:Married siblings	discrete	numeric-10.0	2551	0	-
358	m3s043042	43.Still living together:Unmarried siblings	discrete	numeric-10.0	2551	0	-
359	m3s043052	43.Still living together:Spouse's married siblings	discrete	numeric-10.0	2551	0	-
360	m3s043062	43.Still living together:Spouse's unmarried siblings	discrete	numeric-10.0	2551	0	-
361	m3s043072	43.Still living together:Grandparents	discrete	numeric-10.0	2551	0	-
362	m3s043082	43.Still living together:Spouse's grandparents	discrete	numeric-10.0	2551	0	-
363	m3s043013	43.Length of time living together:Parents,___years	discrete	numeric-12.0	2551	0	-
364	m3s043014	43.Length of time living together:Parents,___months	discrete	numeric-12.0	2551	0	-
365	m3s043023	43.Length of time living together:Parent-in-law,___years	discrete	numeric-12.0	2551	0	-
366	m3s043024	43.Length of time living together:Parent-in-law,___months	discrete	numeric-12.0	2551	0	-
367	m3s043033	43.Length of time living together:Married siblings,___years	discrete	numeric-12.0	2551	0	-
368	m3s043034	43.Length of time living together:Married siblings,___months	discrete	numeric-12.0	2551	0	-
369	m3s043043	43.Length of time living together:Unmarried siblings,___years	discrete	numeric-12.0	2551	0	-
370	m3s043044	43.Length of time living together:Unmarried siblings,___months	discrete	numeric-12.0	2551	0	-
371	m3s043053	43.Length of time living together:Spouse's married siblings,___years	discrete	numeric-12.0	2551	0	-
372	m3s043054	43.Length of time living together:Spouse's married siblings,___months	discrete	numeric-12.0	2551	0	-
373	m3s043063	43.Length of time living together:Spouse's unmarried siblings,___years	discrete	numeric-12.0	2551	0	-
374	m3s043064	43.Length of time living together:Spouse's unmarried siblings,___months	discrete	numeric-12.0	2551	0	-
375	m3s043073	43.Length of time living together:Grandparents,___year	discrete	numeric-12.0	2551	0	-

#	Name	Label	Type	Format	Valid	Invalid	Question
376	m3s043074	43.Length of time living together:Grandparents,___mon	discrete	numeric-12.0	2551	0	-
377	m3s043083	43.Length of time living together:Spouse's grandparents,___years	discrete	numeric-12.0	2551	0	-
378	m3s043084	43.Length of time living together:Spouse's grandparents,___months	discrete	numeric-12.0	2551	0	-
379	m3s044010	44.(1)Are you satisfied with the following relationships:You and your father	discrete	numeric-11.0	2551	0	-
380	m3s044020	44.(2)Are you satisfied with the following relationships:You and your mother	discrete	numeric-11.0	2551	0	-
381	m3s044030	44.(3)Are you satisfied with the following relationships:Your parents	discrete	numeric-11.0	2551	0	-
382	m3s044040	44.(4)Are you satisfied with the following relationships:You and your siblings	discrete	numeric-11.0	2551	0	-
383	m3s044050	44.(5)Are you satisfied with the following relationships:You and your spouse's father	discrete	numeric-11.0	2551	0	-
384	m3s044060	44.(6)Are you satisfied with the following relationships:You and your spouse's mother	discrete	numeric-11.0	2551	0	-
385	m3s044070	44.(7)Are you satisfied with the following relationships:Your spouse's parents	discrete	numeric-11.0	2551	0	-
386	m3s044080	44.(8)Are you satisfied with the following relationships:You and your spouse's siblings	discrete	numeric-11.0	2551	0	-
387	m3s045000	45.How did you meet your spouse?	discrete	numeric-11.0	2551	0	-
388	m3s045010	45-1.Who set up the blind date or introduced you for the first time?	discrete	numeric-28.0	2551	0	-
389	m3s045021	45-2.Where did you meet your spouse?	discrete	numeric-25.0	2551	0	-
390	m3s045022	45-2.(2)Where did you meet your spouse?Met at school	discrete	numeric-10.0	2551	0	-
391	m3s046000	46.Who was your marriage mostly decided by?	discrete	numeric-16.0	2551	0	-
392	m3s047010	47.(1)Do you do the following activities together as a couple?Take a walk	discrete	numeric-10.0	2551	0	-
393	m3s047020	47.(2)Do you do the following activities together as a couple?Talk	discrete	numeric-10.0	2551	0	-

#	Name	Label	Type	Format	Valid	Invalid	Question
394	m3s047030	47.(3)Do you do the following activities together as a couple?Go out to an activity or to relax	discrete	numeric-10.0	2551	0	-
395	m3s047040	47.(4)Do you do the following activities together as a couple?Discuss family matters	discrete	numeric-10.0	2551	0	-
396	m3s047050	47.(5)Do you do the following activities together as a couple?Almost don't do anything together	discrete	numeric-10.0	2551	0	-
397	m3s048010	48.(1)When you talk as a couple, do you talk about:childrens' matters	discrete	numeric-10.0	2551	0	-
398	m3s048020	48.(2)When you talk as a couple, do you talk about:family matters	discrete	numeric-10.0	2551	0	-
399	m3s048030	48.(3)When you talk as a couple, do you talk about:Work	discrete	numeric-10.0	2551	0	-
400	m3s048040	48.(4)When you talk as a couple, do you talk about:Social/political matters	discrete	numeric-10.0	2551	0	-
401	m3s048050	48.(5)When you talk as a couple, do you talk about:Rarely talk about things	discrete	numeric-10.0	2551	0	-
402	m3s049000	49. In general, when you talk as a couple, it is	discrete	numeric-19.0	2551	0	-
403	m3s050000	50.Compared with most couples, how well do you and your spouse get along?	discrete	numeric-10.0	2551	0	-
404	m3s051000	51. Who mainly manages the expenses for your household daily necessities?	discrete	numeric-10.0	2551	0	-
405	m3s052000	52. When you discuss family matters with your spouse, who mainly makes the decisions?	discrete	numeric-21.0	2551	0	-
406	m3s053011	53.(1)(Past year)How often do you do:Cooking	discrete	numeric-14.0	2551	0	-
407	m3s053012	53.(2)(Past year)How often do you do:Washing dishes	discrete	numeric-14.0	2551	0	-
408	m3s053013	53.(3)(Past year)How often do you do:Washing clothes	discrete	numeric-14.0	2551	0	-
409	m3s053014	53.(4)(Past year)How often do you do:Cleaning the house	discrete	numeric-14.0	2551	0	-
410	m3s053015	53.(5)(Past year)How often do you do:Easy repairing	discrete	numeric-14.0	2551	0	-
411	m3s053016	53.(6)(Past year)How often do you do:Buying daily necessities	discrete	numeric-14.0	2551	0	-

#	Name	Label	Type	Format	Valid	Invalid	Question
412	m3s053017	53.(7)(Past year)How often do you do:Taking care of children	discrete	numeric-14.0	2551	0	-
413	m3s053021	53.(1)(Past year)How often do your spouse do:Cooking	discrete	numeric-14.0	2551	0	-
414	m3s053022	53.(2)(Past year)How often do your spouse do:Washing dishes	discrete	numeric-14.0	2551	0	-
415	m3s053023	53.(3)(Past year)How often do your spouse do:Washing clothes	discrete	numeric-14.0	2551	0	-
416	m3s053024	53.(4)(Past year)How often do your spouse do:Cleaning the house	discrete	numeric-14.0	2551	0	-
417	m3s053025	53.(5)(Past year)How often do your spouse do:Easy repairing	discrete	numeric-14.0	2551	0	-
418	m3s053026	53.(6)(Past year)How often do your spouse do:Buying daily necessities	discrete	numeric-14.0	2551	0	-
419	m3s053027	53.(7)(Past year)How often do your spouse do:Taking care of children	discrete	numeric-14.0	2551	0	-
420	m3s054010	54.(1)How does your spouse deal with you?Will ask your view of important things	discrete	numeric-11.0	2551	0	-
421	m3s054020	54.(2)How does your spouse deal with you?Listen carefully to your views and thoughts	discrete	numeric-11.0	2551	0	-
422	m3s054030	54.(3)How does your spouse deal with you?Shows you support and understands you	discrete	numeric-11.0	2551	0	-
423	m3s055000	55.(Past year)How many nights on average do you not stay with your spouse	discrete	numeric-16.0	2551	0	-
424	m3s056000	56.Do you want to have children?	discrete	numeric-17.0	2551	0	-
425	m3s056010	56-1.When would you like to have children?	discrete	numeric-17.0	2551	0	-
426	m3s056011	56-1.(1)When would you like to have children?At ___ years	discrete	numeric-11.0	2551	0	-
427	m3s056020	56-2.Was having children one of the main reasons you got married?	discrete	numeric-10.0	2551	0	-
428	m3s056031	56-3.How many children do you want to have?___boys	discrete	numeric-10.0	2551	0	-
429	m3s056032	56-3.How many children do you want to have?___girls	discrete	numeric-10.0	2551	0	-
430	m3s057010	57.(01)Reason you have not had children yet:Currently pregnant	discrete	numeric-10.0	2551	0	-
431	m3s057020	57.(02)Reason you have not had children yet:Raising children is too expensive	discrete	numeric-10.0	2551	0	-

#	Name	Label	Type	Format	Valid	Invalid	Question
432	m3s057030	57.(03)Reason you have not had children yet:My/my spouse's health/physical factors	discrete	numeric-10.0	2551	0	-
433	m3s057040	57.(04)Reason you have not had children yet:Work factors	discrete	numeric-10.0	2551	0	-
434	m3s057050	57.(05)Reason you have not had children yet:Child care problems	discrete	numeric-10.0	2551	0	-
435	m3s057060	57.(06)Reason you have not had children yet:Parenting is too big of a responsibility	discrete	numeric-10.0	2551	0	-
436	m3s057070	57.(07)Reason you have not had children yet:Don't want children to affect current lifestyle	discrete	numeric-10.0	2551	0	-
437	m3s057080	57.(08)Reason you have not had children yet:Think social environment, education system is not good	discrete	numeric-10.0	2551	0	-
438	m3s057090	57.(09)Reason you have not had children yet:Will spend too much time on children after having them	discrete	numeric-10.0	2551	0	-
439	m3s057100	57.(10)Reason you have not had children yet:Spouse doesn't want to have	discrete	numeric-10.0	2551	0	-
440	m3s057110	57.(11)Reason you have not had children yet:Other	discrete	numeric-10.0	2551	0	-
441	m3s057001	57-1.Which one is the main reason?	discrete	numeric-38.0	2551	0	-
442	m3s058001	58.How many children do you have?__boys	discrete	numeric-10.0	2551	0	-
443	m3s058002	58.How many children do you have?__girls	discrete	numeric-10.0	2551	0	-
444	m3s058a01	58a.1st child:Gender	discrete	numeric-10.0	2551	0	-
445	m3s058a02	58a.1st child:Date of birth (Y)	discrete	numeric-12.0	2551	0	-
446	m3s058a03	58a.1st child:Date of birth (M)	discrete	numeric-11.0	2551	0	-
447	m3s058a04	58a.1st child:Date of birth (D)	continuous	numeric-11.0	2551	0	-
448	m3s058a05	58a.1st child:Biological or adopted	discrete	numeric-10.0	2551	0	-
449	m3s058a06	58a.1st child:Condition at birth:Pregnancy week number	discrete	numeric-13.0	2551	0	-
450	m3s058a07	58a.1st child:Condition at birth:Weight at birth	continuous	numeric-13.0	2551	0	-
451	m3s058b01	58b.2nd child:Gender	discrete	numeric-10.0	2551	0	-
452	m3s058b02	58b.2nd child:Date of birth (Y)	discrete	numeric-12.0	2551	0	-

#	Name	Label	Type	Format	Valid	Invalid	Question
453	m3s058b03	58b.2nd child:Date of birth (M)	discrete	numeric-11.0	2551	0	-
454	m3s058b04	58b.2nd child:Date of birth (D)	continuous	numeric-11.0	2551	0	-
455	m3s058b05	58b.2nd child:Biological or adopted	discrete	numeric-10.0	2551	0	-
456	m3s058b06	58b.2nd child:Condition at birth:Pregnancy week number	discrete	numeric-11.0	2551	0	-
457	m3s058b07	58b.2nd child:Condition at birth:Weight at birth	continuous	numeric-13.0	2551	0	-
458	m3s058c01	58c.3rd child:Gender	discrete	numeric-10.0	2551	0	-
459	m3s058c02	58c.3rd child:Date of birth (Y)	discrete	numeric-12.0	2551	0	-
460	m3s058c03	58c.3rd child:Date of birth (M)	discrete	numeric-11.0	2551	0	-
461	m3s058c04	58c.3rd child:Date of birth (D)	continuous	numeric-11.0	2551	0	-
462	m3s058c05	58c.3rd child:Biological or adopted	discrete	numeric-10.0	2551	0	-
463	m3s058c06	58c.3rd child:Condition at birth:Pregnancy week number	discrete	numeric-11.0	2551	0	-
464	m3s058c07	58c.3rd child:Condition at birth:Weight at birth	continuous	numeric-13.0	2551	0	-
465	m3s058d01	58d.4th child:Gender	discrete	numeric-10.0	2551	0	-
466	m3s058d02	58d.4th child:Date of birth (Y)	discrete	numeric-12.0	2551	0	-
467	m3s058d03	58d.4th child:Date of birth (M)	discrete	numeric-11.0	2551	0	-
468	m3s058d04	58d.4th child:Date of birth (D)	discrete	numeric-11.0	2551	0	-
469	m3s058d05	58d.4th child:Biological or adopted	discrete	numeric-10.0	2551	0	-
470	m3s058d06	58d.4th child:Condition at birth:Pregnancy week number	discrete	numeric-11.0	2551	0	-
471	m3s058d07	58d.4th child:Condition at birth:Weight at birth	discrete	numeric-13.0	2551	0	-
472	m3s058010	58-1.Do you want to give birth again?	discrete	numeric-10.0	2551	0	-
473	m3s058011	58-1.(1)Do you want to give birth again? Yes→another__boys	discrete	numeric-10.0	2551	0	-
474	m3s058012	58-1.(1)Do you want to give birth again? Yes→another__girls	discrete	numeric-10.0	2551	0	-
475	m3s058020	58-2.Was having children the main reason why you got married?	discrete	numeric-10.0	2551	0	-

#	Name	Label	Type	Format	Valid	Invalid	Question
476	m3s058030	58-3.In general, are you satisfied with the relationship with your children?	discrete	numeric-11.0	2551	0	-
477	m3s059a10	59-1.(Before 6 months)Did you take a maternity leave?	discrete	numeric-13.0	2551	0	-
478	m3s059a11	59-1.(2)(Before 6 months)Did you take a maternity leave? Yes,___months	discrete	numeric-11.0	2551	0	-
479	m3s059a20	59-2.(Before 6 months)Did you get a maternity allowance?	discrete	numeric-19.0	2551	0	-
480	m3s059a21	59-2.(2)(Before 6 months)Maternity allowance:Yes, an average of \$___/month	continuous	numeric-14.0	2551	0	-
481	m3s059a30	59-3.(Before 6 months)Did you apply for childcare subsidies?	discrete	numeric-19.0	2551	0	-
482	m3s059a31	59-3.(2)(Before 6 months)Childcare subsidies:Yes, an average of \$___/month	continuous	numeric-14.0	2551	0	-
483	m3s059a40	59-4.(Before 6 months)Who mainly takes care of your child during weekdays (or when you're working)?	discrete	numeric-18.0	2551	0	-
484	m3s059a50	59-5.(Before 6 months)Monthly tuition fees?	discrete	numeric-19.0	2551	0	-
485	m3s059a51	59-5.(2)(Before 6 months)Monthly tuition fees? Yes, \$___/month	continuous	numeric-14.0	2551	0	-
486	m3s059a60	59-6.(Before 6 months)Who do you most want to take care of your child during weekdays (or when you're working)?	discrete	numeric-18.0	2551	0	-
487	m3s059b10	59-1.(6 months-2 years)Did you take a maternity leave?	discrete	numeric-13.0	2551	0	-
488	m3s059b11	59-1.(2)(6 months-2 years)Did you take a maternity leave? Yes,___months	discrete	numeric-11.0	2551	0	-
489	m3s059b20	59-2.(6 months-2 years)Did you get a maternity allowance?	discrete	numeric-19.0	2551	0	-
490	m3s059b21	59-2.(2)(6 months-2 years)Maternity allowance:Yes, an average of \$___/month	continuous	numeric-14.0	2551	0	-
491	m3s059b30	59-3.(6 months-2 years)Did you apply for childcare subsidies?	discrete	numeric-19.0	2551	0	-
492	m3s059b31	59-3.(2)(6 months-2 years)Childcare subsidies:Yes, an average of \$___/month	continuous	numeric-14.0	2551	0	-

#	Name	Label	Type	Format	Valid	Invalid	Question
493	m3s059b40	59-4.(6 months-2 years)Who mainly takes care of your child during weekdays (or when you're working)?	discrete	numeric-18.0	2551	0	-
494	m3s059b50	59-5.(6 months-2 years)Monthly tuition fees?	discrete	numeric-19.0	2551	0	-
495	m3s059b51	59-5.(2)(6 months-2 years)Monthly tuition fees? Yes, \$___/month	continuous	numeric-14.0	2551	0	-
496	m3s059b60	59-6.(6 months-2 years)Who do you most want to take care of your child during weekdays (or when you're working)?	discrete	numeric-18.0	2551	0	-
497	m3s059c10	59-1.(2-3 years)Did you take a maternity leave?	discrete	numeric-13.0	2551	0	-
498	m3s059c11	59-1.(2)(2-3 years)Did you take a maternity leave? Yes,___months	discrete	numeric-11.0	2551	0	-
499	m3s059c20	59-2.(2-3 years)Did you get a maternity allowance?	discrete	numeric-19.0	2551	0	-
500	m3s059c21	59-2.(2)(2-3 years)Maternity allowance:Yes, an average of \$___/month	continuous	numeric-14.0	2551	0	-
501	m3s059c30	59-3.(2-3 years)Did you apply for childcare subsidies?	discrete	numeric-19.0	2551	0	-
502	m3s059c31	59-3.(2)(2-3 years)Childcare subsidies:Yes, an average of \$___/month	continuous	numeric-14.0	2551	0	-
503	m3s059c40	59-4.(2-3 years)Who mainly takes care of your child during weekdays (or when you're working)?	discrete	numeric-18.0	2551	0	-
504	m3s059c50	59-5.(2-3 years)Monthly tuition fees?	discrete	numeric-19.0	2551	0	-
505	m3s059c51	59-5.(2)(2-3 years)Monthly tuition fees?Yes, \$___/month	continuous	numeric-14.0	2551	0	-
506	m3s059c60	59-6.(2-3 years)Who do you most want to take care of your child during weekdays (or when you're working)?	discrete	numeric-18.0	2551	0	-

Group Personal attitude toward life and various opinions

#	Name	Label	Type	Format	Valid	Invalid	Question
1	m3s060010	60.(1)Men should make the majority of important decisions in the family.	discrete	numeric-13.0	2551	0	-
2	m3s060020	60.(2)There will be negative influences on preschool children if their mothers go out to work.	discrete	numeric-13.0	2551	0	-
3	m3s060030	60.(3)A husband's responsibility is to earn money to support the family	discrete	numeric-13.0	2551	0	-

#	Name	Label	Type	Format	Valid	Invalid	Question
		while a wife's responsibility is to take care of the family.					
4	m3s060040	60.(4)During a recession, (married) female employees should be laid off first.	discrete	numeric-13.0	2551	0	-
5	m3s060050	60.(5)In general, males are more suitable for managerial positions than females.	discrete	numeric-13.0	2551	0	-
6	m3s060060	60.(6)Working women, like housewives, can all establish warm and stable relationships with their children.	discrete	numeric-13.0	2551	0	-
7	m3s060070	60.(7)If there is conflict between work and family, the wife should choose family prior to work.	discrete	numeric-13.0	2551	0	-
8	m3s061010	61.(1)I cannot solve some personal problems.	discrete	numeric-11.0	2551	0	-
9	m3s061020	61.(2)I cannot control what happens to me.	discrete	numeric-11.0	2551	0	-
10	m3s061030	61.(3)I feel weary and incapable of solving some daily problems.	discrete	numeric-11.0	2551	0	-
11	m3s061040	61.(4)I don't have many things to be proud of.	discrete	numeric-11.0	2551	0	-
12	m3s061050	61.(5)Sometimes I feel useless.	discrete	numeric-11.0	2551	0	-
13	m3s061060	61.(6)Sometimes I feel like I am going nowhere.	discrete	numeric-11.0	2551	0	-
14	m3s061070	61.(7)I have a positive and optimistic view of myself.	discrete	numeric-11.0	2551	0	-
15	m3s061080	61.(8)I consider myself a valuable (useful) person.	discrete	numeric-11.0	2551	0	-
16	m3s061090	61.(9)I am very satisfied with myself.	discrete	numeric-11.0	2551	0	-
17	m3s062000	62.In general, how is your health condition the last two weeks?	discrete	numeric-11.0	2551	0	-
18	m3s063000	63.In general, are you happy recently?	discrete	numeric-11.0	2551	0	-
19	m3s064000	64.In general, are you satisfied with your recent life?	discrete	numeric-11.0	2551	0	-
20	m3s065010	65.(1)Your current situation:In difficult times, I have many people I can rely on.	discrete	numeric-13.0	2551	0	-
21	m3s065020	65.(2)Your current situation:I often feel empty.	discrete	numeric-13.0	2551	0	-
22	m3s065030	65.(3)Your current situation:I wish I had someone to accompany me.	discrete	numeric-13.0	2551	0	-

#	Name	Label	Type	Format	Valid	Invalid	Question
23	m3s065040	65.(4)Your current situation:I have a lot of people I can trust.	discrete	numeric-13.0	2551	0	-
24	m3s065050	65.(5)Your current situation:I often feel like I don't fit in with others.	discrete	numeric-13.0	2551	0	-
25	m3s065060	65.(6)Your current situation:Many people make me feel close to them.	discrete	numeric-13.0	2551	0	-
26	m3s066010	66.(1)Indicators for a person to become an adult:Responsible for their actions	discrete	numeric-13.0	2551	0	-
27	m3s066020	66.(2)Indicators for a person to become an adult:Can make decisions based on own beliefs and values, unaffected by others	discrete	numeric-13.0	2551	0	-
28	m3s066030	66.(3)Indicators for a person to become an adult:Considerate of others, not only consider yourself	discrete	numeric-13.0	2551	0	-
29	m3s066040	66.(4)Indicators for a person to become an adult:Economic independence, independent from parents	discrete	numeric-13.0	2551	0	-
30	m3s066050	66.(5)Indicators for a person to become an adult:Leave parents' home and live on their own	discrete	numeric-13.0	2551	0	-
31	m3s066060	66.(6)Indicators for a person to become an adult:Has full-time job	discrete	numeric-13.0	2551	0	-
32	m3s066070	66.(7)Indicators for a person to become an adult:Married	discrete	numeric-13.0	2551	0	-
33	m3s066080	66.(8)Indicators for a person to become an adult:Completed studies, no longer a full-time student	discrete	numeric-13.0	2551	0	-
34	m3s066090	66.(9)Indicators for a person to become an adult:Has child, parenting	discrete	numeric-13.0	2551	0	-
35	m3s066100	66.(10)Indicators for a person to become an adult:Takes care of parents (gives parents money)	discrete	numeric-13.0	2551	0	-
36	m3s067000	67.Overall, how is your life compared to your parents' at your age?	discrete	numeric-10.0	2551	0	-
37	m3s068010	68.(1)A person who endures hardship will be successful.	discrete	numeric-13.0	2551	0	-
38	m3s068020	68.(2)Taiwan is an open society, everyone has the same chance of success.	discrete	numeric-13.0	2551	0	-
39	m3s068030	68.(3)People who are opportunistic are more likely to succeed in our society.	discrete	numeric-13.0	2551	0	-

#	Name	Label	Type	Format	Valid	Invalid	Question
40	m3s070010	70.(1)Have gratitude towards parents' parenting	discrete	numeric-13.0	2551	0	-
41	m3s070020	70.(2)No matter how bad parents treat you, be kind to them	discrete	numeric-13.0	2551	0	-
42	m3s070030	70.(3)Give up personal aspirations, achieve parents' wishes	discrete	numeric-13.0	2551	0	-
43	m3s070040	70.(4)A son should live with his parents after getting married	discrete	numeric-13.0	2551	0	-
44	m3s070050	70.(5)Take care of parents to make their lives more comfortable	discrete	numeric-13.0	2551	0	-
45	m3s070060	70.(6)To pass on the family name, you need to have a son	discrete	numeric-13.0	2551	0	-
46	m3s070070	70.(7)After a daughter get married, she should often return home to visit her parents	discrete	numeric-13.0	2551	0	-
47	m3s070080	70.(8)After a daughter gets married, she still needs to take money home to support her parents	discrete	numeric-13.0	2551	0	-
48	m3s071010	71.(1)Having children can pass down the family name	discrete	numeric-15.0	2551	0	-
49	m3s071020	71.(2)Children can financially help the family later	discrete	numeric-15.0	2551	0	-
50	m3s071030	71.(3)Children can take care of you when you're old	discrete	numeric-15.0	2551	0	-
51	m3s071040	71.(4)Having a baby in the house makes people happy	discrete	numeric-15.0	2551	0	-
52	m3s071050	71.(5)Having children at home is a pleasure	discrete	numeric-15.0	2551	0	-
53	m3s071060	71.(6)Watching children grow up is the happiest thing in life	discrete	numeric-15.0	2551	0	-
54	m3s071070	71.(7)Having children will make a home more like a home	discrete	numeric-15.0	2551	0	-
55	m3s071080	71.(8)Parenting is an obligation a person has to do	discrete	numeric-15.0	2551	0	-
56	m3s071090	71.(9)Being a parent can raise a person's status in the family	discrete	numeric-15.0	2551	0	-
57	m3s072010	72.(01)(Past year)I got engaged/married	discrete	numeric-17.0	2551	0	-
58	m3s072020	72.(02)(Past year)I fell in love/broke up with someone	discrete	numeric-17.0	2551	0	-
59	m3s072030	72.(03)(Past year)I cancelled my marriage/separated/divorced	discrete	numeric-17.0	2551	0	-

#	Name	Label	Type	Format	Valid	Invalid	Question
60	m3s072040	72.(04)(Past year)I/my partner got pregnant	discrete	numeric-17.0	2551	0	-
61	m3s072050	72.(05)(Past year)My child was born	discrete	numeric-17.0	2551	0	-
62	m3s072060	72.(06)(Past year)I got promoted/found a better job	discrete	numeric-17.0	2551	0	-
63	m3s072070	72.(07)(Past year)I lost my job	discrete	numeric-17.0	2551	0	-
64	m3s072080	72.(08)(Past year)I suffered a major financial or career crisis	discrete	numeric-17.0	2551	0	-
65	m3s072090	72.(09)(Past year)Family financial situation got worse	discrete	numeric-17.0	2551	0	-
66	m3s072100	72.(10)(Past year)Parents often argue	discrete	numeric-17.0	2551	0	-
67	m3s072110	72.(11)(Past year)I often argue with my parents	discrete	numeric-17.0	2551	0	-
68	m3s072120	72.(12)(Past year)Parents got divorced or separated	discrete	numeric-17.0	2551	0	-
69	m3s072130	72.(13)(Past year)Father or mother retired	discrete	numeric-17.0	2551	0	-
70	m3s072140	72.(14)(Past year)Father or mother got seriously ill	discrete	numeric-17.0	2551	0	-
71	m3s072150	72.(15)(Past year)Death in the family	discrete	numeric-17.0	2551	0	-
72	m3s072151	72-1.(15)(01)(Past year)Death in the family:Father/foster father	discrete	numeric-10.0	2551	0	-
73	m3s072152	72-1.(15)(02)(Past year)Death in the family:Mother/foster mother	discrete	numeric-10.0	2551	0	-
74	m3s072153	72-1.(15)(03)(Past year)Death in the family:Spouse's father	discrete	numeric-10.0	2551	0	-
75	m3s072154	72-1.(15)(04)(Past year)Death in the family:Spouse's mother	discrete	numeric-10.0	2551	0	-
76	m3s072155	72-1.(15)(05)(Past year)Death in the family:Grandfather (paternal)	discrete	numeric-10.0	2551	0	-
77	m3s072156	72-1.(15)(06)(Past year)Death in the family:Grandmother (paternal)	discrete	numeric-10.0	2551	0	-
78	m3s072157	72-1.(15)(07)(Past year)Death in the family:Grandfather (maternal)	discrete	numeric-10.0	2551	0	-
79	m3s072158	72-1.(15)(08)(Past year)Death in the family:Grandmother (maternal)	discrete	numeric-10.0	2551	0	-

#	Name	Label	Type	Format	Valid	Invalid	Question
80	m3s072159	72-1.(15)(09)(Past year)Death in the family:Other family member	discrete	numeric-10.0	2551	0	-

Group Internet usage

#	Name	Label	Type	Format	Valid	Invalid	Question
1	m3s073000	73.Do you interact with others when you are using the internet?	discrete	numeric-21.0	2551	0	-
2	m3s074000	74.In general, how many people do you contact on the internet every day?	continuous	numeric-14.0	2551	0	-
3	m3s075010	75.(1)I'm accustomed to reducing sleep time, so you can have more time online	discrete	numeric-13.0	2551	0	-
4	m3s075020	75.(2)If there's a time where you don't have internet, you feel like you missed something	discrete	numeric-13.0	2551	0	-
5	m3s075030	75.(3)You reduce face-to-face interactions with family and friends due to the internet	discrete	numeric-13.0	2551	0	-
6	m3s075040	75.(4)Time you spend on the internet is getting longer and longer	discrete	numeric-13.0	2551	0	-
7	m3s075050	75.(5)Life is not fun without internet	discrete	numeric-13.0	2551	0	-
8	m3s076010	76.(01)(Past week)Symptoms:Headache	discrete	numeric-10.0	2551	0	-
9	m3s076020	76.(02)(Past week)Symptoms:Dizziness	discrete	numeric-10.0	2551	0	-
10	m3s076030	76.(03)(Past week)Symptoms:Loneliness	discrete	numeric-10.0	2551	0	-
11	m3s076040	76.(04)(Past week)Symptoms:Depression	discrete	numeric-10.0	2551	0	-
12	m3s076050	76.(05)(Past week)Symptoms:Excessive worry	discrete	numeric-10.0	2551	0	-
13	m3s076060	76.(06)(Past week)Symptoms:Muscle pain/soreness	discrete	numeric-10.0	2551	0	-
14	m3s076070	76.(07)(Past week)Symptoms:Insomnia, having trouble falling asleep	discrete	numeric-10.0	2551	0	-
15	m3s076080	76.(08)(Past week)Symptoms:Numbness or tingling in certain parts of the body	discrete	numeric-10.0	2551	0	-
16	m3s076090	76.(09)(Past week)Symptoms:Feeling like something is stuck in the throat	discrete	numeric-10.0	2551	0	-

#	Name	Label	Type	Format	Valid	Invalid	Question
17	m3s076100	76.(10)(Past week)Symptoms:Weakness in certain parts of the body	discrete	numeric-10.0	2551	0	-
18	m3s076110	76.(11)(Past week)Symptoms:Having desire to beat up or hurt someone	discrete	numeric-10.0	2551	0	-
19	m3s076120	76.(12)(Past week)Symptoms:Waking up too early in the morning and not being able to fall asleep after laying back down	discrete	numeric-10.0	2551	0	-
20	m3s076130	76.(13)(Past week)Symptoms:Not sleeping well or waking up constantly throughout the night	discrete	numeric-10.0	2551	0	-
21	m3s076140	76.(14)(Past week)Symptoms:Arguing frequently with others	discrete	numeric-10.0	2551	0	-
22	m3s076150	76.(15)(Past week)Symptoms:Yelling, screaming, or throwing things	discrete	numeric-10.0	2551	0	-
23	m3s076160	76.(16)(Past week)Symptoms:Not wanting to live anymore	discrete	numeric-10.0	2551	0	-

Group Religion

#	Name	Label	Type	Format	Valid	Invalid	Question
1	m3s077000	77.Do you currently have a religion?	discrete	numeric-17.0	2551	0	-
2	m3s078000	78.When did you start to believe in your religion?	discrete	numeric-23.0	2551	0	-
3	m3s078001	78.(2)When did you start to believe in your religion? From ROC ___ year	continuous	numeric-12.0	2551	0	-
4	m3s079010	79.(01)Why do you believe in your current religion? Cultivate moral character	discrete	numeric-10.0	2551	0	-
5	m3s079020	79.(02)Why do you believe in your current religion?seek peace	discrete	numeric-10.0	2551	0	-
6	m3s079030	79.(03)Why do you believe in your current religion? understand meaning of life	discrete	numeric-10.0	2551	0	-
7	m3s079040	79.(04)Why do you believe in your current religion? Reduce troubles	discrete	numeric-10.0	2551	0	-
8	m3s079050	79.(05)Why do you believe in your current religion?seek luck and avoid evil	discrete	numeric-10.0	2551	0	-
9	m3s079060	79.(06)Why do you believe in your current religion?seek comfort	discrete	numeric-10.0	2551	0	-

#	Name	Label	Type	Format	Valid	Invalid	Question
10	m3s079070	79.(07)Why do you believe in your current religion?Seek spiritual sustenance	discrete	numeric-10.0	2551	0	-
11	m3s079080	79.(08)Why do you believe in your current religion? Believe with parents	discrete	numeric-10.0	2551	0	-
12	m3s079090	79.(09)Why do you believe in your current religion? Other	discrete	numeric-10.0	2551	0	-
13	m3s080000	80.Did you become a member of this religious group through any ceremony?	discrete	numeric-27.0	2551	0	-

Group Smoking and Drinking

#	Name	Label	Type	Format	Valid	Invalid	Question
1	m3s081000	81.(Past week)How many cigarettes on average did you smoke a day?	discrete	numeric-17.0	2551	0	-
2	m3s081010	81-1.Over the past week, how many days did you smoke?	discrete	numeric-21.0	2551	0	-
3	m3s082000	82.(Past month)How many drinks on average did you drink a day?	discrete	numeric-15.0	2551	0	-
4	m3s082010	82-1.(Past month)How many days did you drink 5 or more drinks?	discrete	numeric-15.0	2551	0	-
5	m3s082020	82-2.Do you need to drink because of work or business?	discrete	numeric-19.0	2551	0	-
6	m3s083000	83.Do you have tattoos on your body?	discrete	numeric-23.0	2551	0	-
7	m3s08300a	83.(1)Do you have tattoos on your body?Yes→got a tattoo at__years	continuous	numeric-15.0	2551	0	-

Group Employment Experience

#	Name	Label	Type	Format	Valid	Invalid	Question
1	m3s084000	84.Do you work now?	discrete	numeric-40.0	2551	0	-
2	m3s084010	84.(2)/(3)Do you work now? Did before, but not now/ Never had work because	discrete	numeric-30.0	2551	0	-
3	m3s085001	85.When did you start this job?ROC__year	continuous	numeric-15.0	2551	0	-
4	m3s085002	85.When did you start this job?__month	discrete	numeric-15.0	2551	0	-
5	m3s086000_urban	86.Where is your current workplace?	discrete	numeric-8.0	2320	231	-
6	m3s087000	87.What is the main product or service provided by the place you work?	continuous	numeric-40.0	2551	0	-

#	Name	Label	Type	Format	Valid	Invalid	Question
7	m3s088000	88.What do you do in the workplace and what is your job position?	continuous	numeric-40.0	2551	0	-
8	m3s089000	89.Which of the following corresponds with your job position?	discrete	numeric-30.0	2551	0	-
9	m3s089010	89-1.How much did it cost for you/you all/your family to start a business?	discrete	numeric-22.0	2551	0	-
10	m3s089020	89-2.Over the past year, how much was your business's income?	discrete	numeric-22.0	2551	0	-
11	m3s090000	90.What is your work status?	discrete	numeric-40.0	2551	0	-
12	m3s091000	91.How many people are there in your company/ organization?	discrete	numeric-15.0	2551	0	-
13	m3s092000	92.Does your job position require you to manage people? How many people do you manage?	discrete	numeric-15.0	2551	0	-
14	m3s093000	93.Is this job a business you started yourself, a business you started with friends or relatives, or work for your family's business?	discrete	numeric-15.0	2551	0	-
15	m3s093011	93-1.(1)Does your/your family's business:Innovative technologies or patents	discrete	numeric-15.0	2551	0	-
16	m3s093012	93-1.(2)Does your/your family's business:Must constantly test methods that no one else has done (or involve R&D)	discrete	numeric-15.0	2551	0	-
17	m3s093013	93-1.(3)Does your/your family's business:Product has innovative design or invention characteristics	discrete	numeric-15.0	2551	0	-
18	m3s093014	93-1.(4)Does your/your family's business:Provide new products or services that are not available on the market	discrete	numeric-15.0	2551	0	-
19	m3s093015	93-1.(5)Does your/your family's business:None of the above	discrete	numeric-15.0	2551	0	-
20	m3s094000	94.In this job, how many days a week on average do you have to work?	discrete	numeric-15.0	2551	0	-
21	m3s095000	95.How many hours a week on average do you need to work in this job?	continuous	numeric-15.0	2551	0	-
22	m3s095010	95-1.(Including working overtime)How many hours a week on average do you work?	continuous	numeric-15.0	2551	0	-
23	m3s095020	95-2.Do you usually work overtime?	discrete	numeric-15.0	2551	0	-

#	Name	Label	Type	Format	Valid	Invalid	Question
24	m3s095021	95-2.(2)(1)Yes, Do you have overtime pay or compensation days?overtime pay	discrete	numeric-15.0	2551	0	-
25	m3s095022	95-2.(2)(2)Yes, Do you have overtime pay or compensation days? compensation days	discrete	numeric-15.0	2551	0	-
26	m3s095023	95-2.(2)(3)Yes, Do you have overtime pay or compensation days?none	discrete	numeric-15.0	2551	0	-
27	m3s096000	96.Do you have to work at night in this job?	discrete	numeric-15.0	2551	0	-
28	m3s097000	97.Do you have to work on holidays (weekends and national holidays) in this job?	discrete	numeric-15.0	2551	0	-
29	m3s098000	98.(Salary, bonuses, overtime pay, etc.)How much on average is your monthly income?	continuous	numeric-19.0	2551	0	-
30	m3s099010	99.(01)Various benefits in your job:Labor insurance	discrete	numeric-15.0	2551	0	-
31	m3s099020	99.(02)Various benefits in your job:Health insurance	discrete	numeric-15.0	2551	0	-
32	m3s099030	99.(03)Various benefits in your job:Public insurance	discrete	numeric-15.0	2551	0	-
33	m3s099040	99.(04)Various benefits in your job:Year-end placement	discrete	numeric-15.0	2551	0	-
34	m3s099050	99.(05)Various benefits in your job:3-year bonus or year-end bonus	discrete	numeric-15.0	2551	0	-
35	m3s099060	99.(06)Various benefits in your job:Performance bonus	discrete	numeric-15.0	2551	0	-
36	m3s099070	99.(07)Various benefits in your job:Paid sick leave	discrete	numeric-15.0	2551	0	-
37	m3s099080	99.(08)Various benefits in your job:Annual leave	discrete	numeric-15.0	2551	0	-
38	m3s099090	99.(09)Various benefits in your job:Vocational training or further education grants	discrete	numeric-15.0	2551	0	-
39	m3s099100	99.(10)Various benefits in your job:Child education grant	discrete	numeric-15.0	2551	0	-
40	m3s099110	99.(11)Various benefits in your job:Dormitory or housing allowance	discrete	numeric-15.0	2551	0	-
41	m3s099120	99.(12)Various benefits in your job:Other	discrete	numeric-15.0	2551	0	-
42	m3s099130	99.(13)Various benefits in your job:None	discrete	numeric-15.0	2551	0	-
43	m3s100000	100.Have you or your colleagues been given a hard time because they applied for parental leave?	discrete	numeric-15.0	2551	0	-

#	Name	Label	Type	Format	Valid	Invalid	Question
44	m3s101000	101.In order to do a	discrete	numeric-15.0	2551	0	-
45	m3s102000	102.In order to do a	discrete	numeric-18.0	2551	0	-
46	m3s103000	103.Do you need a license for your job?	discrete	numeric-15.0	2551	0	-
47	m3s104000	104.Will you have a probation period when you first enter the company?	discrete	numeric-15.0	2551	0	-
48	m3s104001	104.(1)Will you have a probation period when you first enter the company? Yes__months	discrete	numeric-15.0	2551	0	-
49	m3s104011	104-1. Probation monthly salary about__NT	continuous	numeric-16.0	2551	0	-
50	m3s104012	104-1. Monthly salary after probation period__NT	continuous	numeric-16.0	2551	0	-
51	m3s105000	105.Have you received on-the-job training? (not including new staff training)	discrete	numeric-15.0	2551	0	-
52	m3s106010	106.(1)Continuously learn new skills and knowledge	discrete	numeric-15.0	2551	0	-
53	m3s106020	106.(2)Frequently repeating the same tasks	discrete	numeric-15.0	2551	0	-
54	m3s106030	106.(3)I can't decide the way to do my work	discrete	numeric-15.0	2551	0	-
55	m3s106040	106.(4)Often can't determine progress of my work	discrete	numeric-15.0	2551	0	-
56	m3s106050	106.(5)Can help others	discrete	numeric-15.0	2551	0	-
57	m3s106060	106.(6)Lets me have a sense of accomplishment	discrete	numeric-15.0	2551	0	-
58	m3s107000	107.In your workplace, including yourself, what is the proportion of men to women?	discrete	numeric-17.0	2551	0	-
59	m3s108000	108.Do you have an immediate supervisor?	discrete	numeric-15.0	2551	0	-
60	m3s108010	108-1.What is his/her gender?	discrete	numeric-15.0	2551	0	-
61	m3s108020	108-2.What is his/her education level compared to yours?	discrete	numeric-15.0	2551	0	-
62	m3s108030	108-3.What is his/her age compared to yours?	discrete	numeric-15.0	2551	0	-
63	m3s109000	109.Is this job related to the major you studied?	discrete	numeric-15.0	2551	0	-
64	m3s110010	110.(1)(Your current job)Are you satisfied with:Work income	discrete	numeric-15.0	2551	0	-
65	m3s110020	110.(2)(Your current job)Are you satisfied with:Work environment	discrete	numeric-15.0	2551	0	-
66	m3s110030	110.(3)(Your current job)Are you satisfied with:Work content	discrete	numeric-15.0	2551	0	-

#	Name	Label	Type	Format	Valid	Invalid	Question
67	m3s110040	110.(4)(Your current job)Are you satisfied with:Working hours	discrete	numeric-15.0	2551	0	-
68	m3s110050	110.(5)(Your current job)Are you satisfied with:Boss	discrete	numeric-15.0	2551	0	-
69	m3s110060	110.(6)(Your current job)Are you satisfied with:Colleagues	discrete	numeric-15.0	2551	0	-
70	m3s110070	110.(7)(Your current job)Are you satisfied with:Welfare	discrete	numeric-15.0	2551	0	-
71	m3s110080	110.(8)(Your current job)Are you satisfied with:Promotion opportunities	discrete	numeric-15.0	2551	0	-
72	m3s110090	110.(9)(Your current job)Are you satisfied with:Overall work situation	discrete	numeric-15.0	2551	0	-
73	m3s111000	111.Do you want to change jobs?	discrete	numeric-15.0	2551	0	-
74	m3s112000	112.If you leave, do you think it is difficult for the company or organization you work for to find someone to replace you?	discrete	numeric-15.0	2551	0	-
75	m3s113000	113.How worried are you that you may lose your job?	discrete	numeric-15.0	2551	0	-
76	m3s114000	114.In addition to this job, do you currently have another job?	discrete	numeric-15.0	2551	0	-
77	m3s114010	114-1.How many?	discrete	numeric-15.0	2551	0	-
78	m3s114020	114-2.Average total time you work at these jobs (not including your main job)	continuous	numeric-15.0	2551	0	-
79	m3s114030	114-3.Average total monthly salary from these jobs (not including your main job)	continuous	numeric-15.0	2551	0	-
80	m3s115a11	115a-1.(September 2014-now)Job 1:When did you start this job?year	discrete	numeric-15.0	2551	0	-
81	m3s115a12	115a-1.(September 2014-now)Job 1:When did you start this job?month	discrete	numeric-10.0	2551	0	-
82	m3s115a13	115a-1.(September 2014-now)Job 1:When did you end this job?year	discrete	numeric-15.0	2551	0	-
83	m3s115a14	115a-1.(September 2014-now)Job 1:When did you end this job?month	discrete	numeric-10.0	2551	0	-
84	m3s115a20	115a-2.(September 2014-now)Job 1:What is the name of the company/ organization of this job and what are the main businesses or services?	continuous	numeric-40.0	2551	0	-
85	m3s115a30	115a-3.(September 2014-now)Job 1:What was the title and content of this job?	continuous	numeric-40.0	2551	0	-

#	Name	Label	Type	Format	Valid	Invalid	Question
86	m3s115a40	115a-4.(September 2014-now)Job 1:Which of the following job titles corresponds with this job?	discrete	numeric-30.0	2551	0	-
87	m3s115a50	115a-5.(September 2014-now)Job 1:What was the job identity of this job?	discrete	numeric-40.0	2551	0	-
88	m3s115a60	115a-6.(September 2014-now)Job 1:How many people work in this company/ organization?	discrete	numeric-15.0	2551	0	-
89	m3s115a70	115a-7.(September 2014-now)Job 1:Did you manage people in your position? How many people did you manage?	discrete	numeric-15.0	2551	0	-
90	m3s115a80	115a-8.(September 2014-now)Job 1:(Including overtime work) How many hours a week on average did you work?	continuous	numeric-15.0	2551	0	-
91	m3s115a90	115a-9.(September 2014-now)Job 1:What is the average monthly salary of this job?	continuous	numeric-16.0	2551	0	-
92	m3s115b11	115b-1.(September 2014-now)Job 2:When did you start this job?year	discrete	numeric-15.0	2551	0	-
93	m3s115b12	115b-1.(September 2014-now)Job 2:When did you start this job?month	discrete	numeric-10.0	2551	0	-
94	m3s115b13	115b-1.(September 2014-now)Job 2:When did you end this job?year	discrete	numeric-15.0	2551	0	-
95	m3s115b14	115b-1.(September 2014-now)Job 2:When did you end this job?month	discrete	numeric-10.0	2551	0	-
96	m3s115b20	115b-2.(September 2014-now)Job 2:What is the name of the company/ organization of this job and what are the main businesses or services?	continuous	numeric-40.0	2551	0	-
97	m3s115b30	115b-3.(September 2014-now)Job 2:What was the title and content of this job?	continuous	numeric-40.0	2551	0	-
98	m3s115b40	115b-4.(September 2014-now)Job 2:Which of the following job titles corresponds with this job?	discrete	numeric-30.0	2551	0	-
99	m3s115b50	115b-5.(September 2014-now)Job 2:What was the job identity of this job?	discrete	numeric-40.0	2551	0	-
100	m3s115b60	115b-6.(September 2014-now)Job 2:How many people work in this company/ organization?	discrete	numeric-15.0	2551	0	-
101	m3s115b70	115b-7.(September 2014-now)Job 2:Did you manage	discrete	numeric-15.0	2551	0	-

#	Name	Label	Type	Format	Valid	Invalid	Question
		people in your position? How many people did you manage?					
102	m3s115b80	115b-8.(September 2014-now)Job 2:(Including overtime work) How many hours a week on average did you work?	continuous	numeric-15.0	2551	0	-
103	m3s115b90	115b-9.(September 2014-now)Job 2:What is the average monthly salary of this job?	continuous	numeric-16.0	2551	0	-
104	m3s115c11	115c-1.(September 2014-now)Job 3:When did you start this job?year	discrete	numeric-15.0	2551	0	-
105	m3s115c12	115c-1.(September 2014-now)Job 3:When did you start this job?month	discrete	numeric-10.0	2551	0	-
106	m3s115c13	115c-1.(September 2014-now)Job 3:When did you end this job?year	discrete	numeric-15.0	2551	0	-
107	m3s115c14	115c-1.(September 2014-now)Job 3:When did you end this job?month	discrete	numeric-10.0	2551	0	-
108	m3s115c20	115c-2.(September 2014-now)Job 3:What is the name of the company/ organization of this job and what are the main businesses or services?	continuous	numeric-40.0	2551	0	-
109	m3s115c30	115c-3.(September 2014-now)Job 3:What was the title and content of this job?	continuous	numeric-40.0	2551	0	-
110	m3s115c40	115c-4.(September 2014-now)Job 3:Which of the following job titles corresponds with this job?	discrete	numeric-30.0	2551	0	-
111	m3s115c50	115c-5.(September 2014-now)Job 3:What was the job identity of this job?	discrete	numeric-40.0	2551	0	-
112	m3s115c60	115c-6.(September 2014-now)Job 3:How many people work in this company/ organization?	discrete	numeric-15.0	2551	0	-
113	m3s115c70	115c-7.(September 2014-now)Job 3:Did you manage people in your position? How many people did you manage?	discrete	numeric-15.0	2551	0	-
114	m3s115c80	115c-8.(September 2014-now)Job 3:(Including overtime work) How many hours a week on average did you work?	discrete	numeric-15.0	2551	0	-
115	m3s115c90	115c-9.(September 2014-now)Job 3:What is the average monthly salary of this job?	continuous	numeric-16.0	2551	0	-

#	Name	Label	Type	Format	Valid	Invalid	Question
116	m3s115d11	115d-1.(September 2014-now)Job 4:When did you start this job?year	discrete	numeric-15.0	2551	0	-
117	m3s115d12	115d-1.(September 2014-now)Job 4:When did you start this job?month	discrete	numeric-10.0	2551	0	-
118	m3s115d13	115d-1.(September 2014-now)Job 4:When did you end this job?year	discrete	numeric-15.0	2551	0	-
119	m3s115d14	115d-1.(September 2014-now)Job 4:When did you end this job?month	discrete	numeric-10.0	2551	0	-
120	m3s115d20	115d-2.(September 2014-now)Job 4:What is the name of the company/ organization of this job and what are the main businesses or services?	discrete	numeric-40.0	2551	0	-
121	m3s115d30	115d-3.(September 2014-now)Job 4:What was the title and content of this job?	discrete	numeric-40.0	2551	0	-
122	m3s115d40	115d-4.(September 2014-now)Job 4:Which of the following job titles corresponds with this job?	discrete	numeric-30.0	2551	0	-
123	m3s115d50	115d-5.(September 2014-now)Job 4:What was the job identity of this job?	discrete	numeric-40.0	2551	0	-
124	m3s115d60	115d-6.(September 2014-now)Job 4:How many people work in this company/ organization?	discrete	numeric-15.0	2551	0	-
125	m3s115d70	115d-7.(September 2014-now)Job 4:Did you manage people in your position? How many people did you manage?	discrete	numeric-15.0	2551	0	-
126	m3s115d80	115d-8.(September 2014-now)Job 4:(Including overtime work) How many hours a week on average did you work?	discrete	numeric-15.0	2551	0	-
127	m3s115d90	115d-9.(September 2014-now)Job 4:What is the average monthly salary of this job?	continuous	numeric-16.0	2551	0	-
128	m3s115e11	115e-1.(September 2014-now)Job 5:When did you start this job?year	discrete	numeric-15.0	2551	0	-
129	m3s115e12	115e-1.(September 2014-now)Job 5:When did you start this job?month	discrete	numeric-10.0	2551	0	-
130	m3s115e13	115e-1.(September 2014-now)Job 5:When did you end this job?year	discrete	numeric-15.0	2551	0	-
131	m3s115e14	115e-1.(September 2014-now)Job 5:When did you end this job?month	discrete	numeric-10.0	2551	0	-

#	Name	Label	Type	Format	Valid	Invalid	Question
132	m3s115e20	115e-2.(September 2014-now)Job 5:What is the name of the company/ organization of this job and what are the main businesses or services?	discrete	numeric-40.0	2551	0	-
133	m3s115e30	115e-3.(September 2014-now)Job 5:What was the title and content of this job?	discrete	numeric-40.0	2551	0	-
134	m3s115e40	115e-4.(September 2014-now)Job 5:Which of the following job titles corresponds with this job?	discrete	numeric-30.0	2551	0	-
135	m3s115e50	115e-5.(September 2014-now)Job 5:What was the job identity of this job?	discrete	numeric-40.0	2551	0	-
136	m3s115e60	115e-6.(September 2014-now)Job 5:How many people work in this company/ organization?	discrete	numeric-15.0	2551	0	-
137	m3s115e70	115e-7.(September 2014-now)Job 5:Did you manage people in your position? How many people did you manage?	discrete	numeric-15.0	2551	0	-
138	m3s115e80	115e-8.(September 2014-now)Job 5:(Including overtime work) How many hours a week on average did you work?	discrete	numeric-15.0	2551	0	-
139	m3s115e90	115e-9.(September 2014-now)Job 5:What is the average monthly salary of this job?	continuous	numeric-16.0	2551	0	-
140	m3s115f11	115f-1.(September 2014-now)Job 6:When did you start this job?year	discrete	numeric-15.0	2551	0	-
141	m3s115f12	115f-1.(September 2014-now)Job 6:When did you start this job?month	discrete	numeric-10.0	2551	0	-
142	m3s115f13	115f-1.(September 2014-now)Job 6:When did you end this job?year	discrete	numeric-15.0	2551	0	-
143	m3s115f14	115f-1.(September 2014-now)Job 6:When did you end this job?month	discrete	numeric-10.0	2551	0	-
144	m3s115f20	115f-2.(September 2014-now)Job 6:What is the name of the company/ organization of this job and what are the main businesses or services?	discrete	numeric-40.0	2551	0	-
145	m3s115f30	115f-3.(September 2014-now)Job 6:What was the title and content of this job?	discrete	numeric-40.0	2551	0	-
146	m3s115f40	115f-4.(September 2014-now)Job 6:Which of the following job titles corresponds with this job?	discrete	numeric-30.0	2551	0	-

#	Name	Label	Type	Format	Valid	Invalid	Question
147	m3s115f50	115f-5.(September 2014-now)Job 6:What was the job identity of this job?	discrete	numeric-40.0	2551	0	-
148	m3s115f60	115f-6.(September 2014-now)Job 6:How many people work in this company/ organization?	discrete	numeric-15.0	2551	0	-
149	m3s115f70	115f-7.(September 2014-now)Job 6:Did you manage people in your position? How many people did you manage?	discrete	numeric-15.0	2551	0	-
150	m3s115f80	115f-8.(September 2014-now)Job 6:(Including overtime work) How many hours a week on average did you work?	discrete	numeric-15.0	2551	0	-
151	m3s115f90	115f-9.(September 2014-now)Job 6:What is the average monthly salary of this job?	continuous	numeric-16.0	2551	0	-
152	m3s116001	116.When did you stop working?ROC year	discrete	numeric-15.0	2551	0	-
153	m3s116002	116.When did you stop working?month	discrete	numeric-15.0	2551	0	-
154	m3s117000	117.Why did you leave the previous job?	discrete	numeric-15.0	2551	0	-
155	m3s118000	118.Are you currently looking for work?	discrete	numeric-15.0	2551	0	-
156	m3s118011	118-1.When did you start looking for work?ROC year	discrete	numeric-15.0	2551	0	-
157	m3s118012	118-1.When did you start looking for work?month	discrete	numeric-15.0	2551	0	-
158	m3s119000	119.If you had work opportunities right now, are you able to start working immediately?	discrete	numeric-15.0	2551	0	-
159	m3s120000	120.Have you obtained professional technical licenses?	discrete	numeric-10.0	2551	0	-
160	m3s121000	121.Have you ever applied for government employment insurance assistance?	discrete	numeric-10.0	2551	0	-
161	m3s122000	122.What is the lowest monthly salary you can accept?	discrete	numeric-19.0	2551	0	-
162	m3s123000	123.If your workplace was in Mainland China, would you be willing to go?	discrete	numeric-15.0	2551	0	-
163	m3s124000	124.If your workplace was in Southeast Asia (excluding Singapore), would you be willing to go?	discrete	numeric-17.0	2551	0	-
164	m3s125010	125.(01)Sources of money:work by yourself	discrete	numeric-10.0	2551	0	-

#	Name	Label	Type	Format	Valid	Invalid	Question
165	m3s125020	125.(02)Sources of money:Spouse	discrete	numeric-10.0	2551	0	-
166	m3s125030	125.(03)Sources of money:Parents	discrete	numeric-10.0	2551	0	-
167	m3s125040	125.(04)Sources of money:Siblings	discrete	numeric-10.0	2551	0	-
168	m3s125050	125.(05)Sources of money:other relatives	discrete	numeric-10.0	2551	0	-
169	m3s125060	125.(06)Sources of money:your own savings	discrete	numeric-10.0	2551	0	-
170	m3s125070	125.(07)Sources of money:Loan(borrowing from bank)	discrete	numeric-10.0	2551	0	-
171	m3s125080	125.(08)Sources of money:payment from mandatory military service	discrete	numeric-10.0	2551	0	-
172	m3s125090	125.(09)Sources of money:Friend	discrete	numeric-10.0	2551	0	-
173	m3s125100	125.(10)Sources of money:Social welfare	discrete	numeric-10.0	2551	0	-
174	m3s125110	125.(11)Sources of money:Your own investment	discrete	numeric-10.0	2551	0	-
175	m3s125120	125.(12)Sources of money:Spouse's parents	discrete	numeric-10.0	2551	0	-
176	m3s125130	125.(13)Sources of money:Other	discrete	numeric-10.0	2551	0	-
177	m3s125001	125-1.Of these, the primary sources is number ____	discrete	numeric-34.0	2551	0	-
178	m3s126000	126.(Past year)How much did you save on average each month? ____NT	continuous	numeric-16.0	2551	0	-
179	m3s127010	127.(01)Shopping trends:Before I buy something, I will first consider whether the item is keeping up with popular trends	discrete	numeric-13.0	2551	0	-
180	m3s127020	127.(02)Shopping trends:I will let people know that I have many expensive things	discrete	numeric-13.0	2551	0	-
181	m3s127030	127.(03)Shopping trends:What I have is almost always the most popular	discrete	numeric-13.0	2551	0	-
182	m3s127040	127.(04)Shopping trends:I will let people know that I have bought well known things	discrete	numeric-13.0	2551	0	-
183	m3s128011	128-1.What time do you usually go to sleep?hour	continuous	numeric-11.0	2551	0	-
184	m3s128012	128-1.What time do you usually go to sleep?minutes	discrete	numeric-11.0	2551	0	-
185	m3s128013	128-1.What time do you usually wake up?hour	continuous	numeric-11.0	2551	0	-

#	Name	Label	Type	Format	Valid	Invalid	Question
186	m3s128014	128-1.What time do you usually wake up?minutes	discrete	numeric-11.0	2551	0	-
187	m3s128021	128-2.What time do you usually go to sleep on weekends or holidays?hour	continuous	numeric-11.0	2551	0	-
188	m3s128022	128-2.What time do you usually go to sleep on weekends or holidays?	discrete	numeric-11.0	2551	0	-
189	m3s128023	128-2.What time do you usually wake up on weekends or holidays?hour	continuous	numeric-11.0	2551	0	-
190	m3s128024	128-2.What time do you usually wake up on weekends or holidays?minutes	discrete	numeric-11.0	2551	0	-

Group Personal Data

#	Name	Label	Type	Format	Valid	Invalid	Question
1	m3sspsex	Spouse's personal data:Gender	discrete	numeric-15.0	2551	0	-
2	m3sspbirth_year	Spouse's personal data:Date of birth:year	continuous	numeric-15.0	2551	0	-
3	m3sspbirth_month	Spouse's personal data:Date of birth:month	discrete	numeric-15.0	2551	0	-
4	m3sspbirthplace	Spouse's personal data:Birth place	discrete	numeric-32.0	2551	0	-
5	m3sspocc	Spouse's personal data:Employment status	discrete	numeric-27.0	2551	0	-
6	m3ssp_indus	Spouse's personal data:Employment status:Industry	continuous	numeric-40.0	2551	0	-
7	m3ssp_occu	Spouse's personal data:Employment status:career/occupation	continuous	numeric-40.0	2551	0	-
8	m3sspedu	Spouse's personal data:education level	discrete	numeric-15.0	2551	0	-
9	m3sspsibling_bro	Spouse's personal data:Number of siblings:older brothers	discrete	numeric-15.0	2551	0	-
10	m3sspsibling_sis1	Spouse's personal data:Number of siblings:older sisters	discrete	numeric-15.0	2551	0	-
11	m3sspsibling_bro2	Spouse's personal data:Number of siblings:younger brothers	discrete	numeric-15.0	2551	0	-
12	m3sspsibling_sis2	Spouse's personal data:Number of siblings:younger sisters	discrete	numeric-15.0	2551	0	-
13	m3sspfnethic	Spouse's personal data:father's nationality	discrete	numeric-15.0	2551	0	-
14	m3sspfaedu	Spouse's personal data:father's education level	discrete	numeric-16.0	2551	0	-

#	Name	Label	Type	Format	Valid	Invalid	Question
15	m3ssp methnic	Spouse's personal data:mother's nationality	discrete	numeric-15.0	2551	0	-
16	m3ssp maedu	Spouse's personal data:mother's education level	discrete	numeric-16.0	2551	0	-
17	m3szip_house_ur	Personal data:Household registration address	discrete	numeric-8.0	2550	1	-
18	m3szip_commun	Personal data:Correspondence address	discrete	numeric-8.0	2548	3	-
19	m3ssex	Personal data:Gender	discrete	numeric-15.0	2551	0	-
20	m3sbirth_year	Personal data:Date of birth:year	continuous	numeric-15.0	2551	0	-
21	m3sbirth_month	Personal data:Date of birth:month	discrete	numeric-15.0	2551	0	-
22	m3sedulevel	Personal data:Highest level of education	discrete	numeric-15.0	2551	0	-
23	m3sedugra	Personal data:Highest level of education:Status	discrete	numeric-21.0	2551	0	-
24	m3sfaedu	Personal data: Father's highest level of education	discrete	numeric-16.0	2551	0	-
25	m3smaedu	Personal data:Mother's highest level of education	discrete	numeric-16.0	2551	0	-
26	m3swage	Personal data:Over the past year, what was the total salary from your job(s)?	continuous	numeric-20.0	2551	0	-
27	m3sincome_perso	Personal data:Over the past year, how much did you earn in total?	continuous	numeric-20.0	2551	0	-
28	m3sincome_house	Personal data:My own monthly approximate income	discrete	numeric-19.0	2551	0	-

Group Supervising Interviewer Notes

#	Name	Label	Type	Format	Valid	Invalid	Question
1	m3s401000	1.Interviewer number	discrete	character-3	2551	0	-
2	m3s402000	2.During official visits, was the interview completed in one visit?	discrete	numeric-19.0	2551	0	-
3	m3s4021a1	2-1.First interview:ROC year	continuous	numeric-12.0	2551	0	-
4	m3s4021a2	2-1.First interview:month	discrete	numeric-15.0	2551	0	-
5	m3s4021a3	2-1.First interview:day	continuous	numeric-15.0	2551	0	-
6	m3s4021b1	2-1.First interview Start time:hour (24 hour format)	discrete	numeric-15.0	2551	0	-
7	m3s4021b2	2-1.First interview Start time:mins (24 hour format)	continuous	numeric-15.0	2551	0	-
8	m3s4021c1	2-1.First interview End time:hour (24 hour format)	discrete	numeric-15.0	2551	0	-
9	m3s4021c2	2-1.First interview End time:mins (24 hour format)	continuous	numeric-15.0	2551	0	-
10	m3s4022a1	2-2.Second interview:ROC year	discrete	numeric-12.0	2551	0	-

#	Name	Label	Type	Format	Valid	Invalid	Question
11	m3s4022a2	2-2.Second interview:month	discrete	numeric-15.0	2551	0	-
12	m3s4022a3	2-2.Second interview:day	continuous	numeric-15.0	2551	0	-
13	m3s4022b1	2-2.Second interview Start time:hour (24 hour format)	discrete	numeric-15.0	2551	0	-
14	m3s4022b2	2-2.Second interview Start time:mins (24 hour format)	discrete	numeric-15.0	2551	0	-
15	m3s4022c1	2-2.Second interview End time:hour (24 hour format)	discrete	numeric-15.0	2551	0	-
16	m3s4022c2	2-2.Second interview End time:mins (24 hour format)	discrete	numeric-15.0	2551	0	-
17	m3s403000	3.During the official visit, the questionnaire is:	discrete	numeric-30.0	2551	0	-
18	m3s404000	4.During the interview, did the respondent say that they refused to interview?	discrete	numeric-31.0	2551	0	-
19	m3s405000	5.During the visit, did the interviewee express impatience?	discrete	numeric-17.0	2551	0	-
20	m3s406000	6.During the interview, how was the level of trust towards the interviewer?	discrete	numeric-14.0	2551	0	-
21	m3s407000	7.Did the respondent seem like perfunctory?	discrete	numeric-21.0	2551	0	-
22	m3s408000	8.Interviewee cooperation level	discrete	numeric-14.0	2551	0	-
23	m3s409000	9.Degree of reliability of the interview	discrete	numeric-14.0	2551	0	-
24	m3s410000	10.Language used for the visit	discrete	numeric-14.0	2551	0	-
25	m3s411000	11.Were you alone during the interview?	discrete	numeric-14.0	2551	0	-
26	m3ssu1001	1.Date questionnaire was received:ROC year	continuous	numeric-12.0	2551	0	-
27	m3ssu1002	1.Date questionnaire was received:month	discrete	numeric-15.0	2551	0	-
28	m3ssu1003	1.Date questionnaire was received:day	continuous	numeric-15.0	2551	0	-
29	m3ssu2000	2.Questionnaire status	discrete	numeric-15.0	2551	0	-
30	m3ssu2a01	2-1.How many questions are re-asked by interviewer?	discrete	numeric-12.0	2551	0	-
31	m3ssu2a02	2-1.How many questions are re-asked by interviewer? completed after ___ days	discrete	numeric-15.0	2551	0	-
32	m3ssu2b01	2-2.How many questions are re-asked by supervisor?	discrete	numeric-12.0	2551	0	-
33	m3ssu2b02	2-2.How many questions are re-asked by supervisor? completed after ___ days	continuous	numeric-15.0	2551	0	-
34	m3ssu3001	3.Inspection date:year	continuous	numeric-12.0	2551	0	-
35	m3ssu3002	3.Inspection date:month	discrete	numeric-15.0	2551	0	-
36	m3ssu3003	3.Inspection date:day	continuous	numeric-15.0	2551	0	-

#	Name	Label	Type	Format	Valid	Invalid	Question
37	m3ssu4001	4.Completion date:year	discrete	numeric-12.0	2551	0	-
38	m3ssu4002	4.Completion date:month	discrete	numeric-15.0	2551	0	-
39	m3ssu4003	4.Completion date:day	continuous	numeric-15.0	2551	0	-
40	m3ssu5001	5.Date recorded:year	continuous	numeric-12.0	2551	0	-
41	m3ssu5002	5.Date recorded:month	discrete	numeric-15.0	2551	0	-
42	m3ssu5003	5.Date recorded:day	continuous	numeric-15.0	2551	0	-
43	m3ssu6001	6. Review date:year	discrete	numeric-12.0	2551	0	-
44	m3ssu6002	6. Review date:month	discrete	numeric-15.0	2551	0	-
45	m3ssu6003	6. Review date:day	continuous	numeric-15.0	2551	0	-

Variables Description

Dataset contains 912 variable(s)

File : TYP2017_Jan2021

m3sschool: Original Junior high School

Information [Type= discrete] [Format=numeric] [Range= 1-16] [Missing=*]

Statistics [NW/ W] [Valid=2551 /-] [Invalid=0 /-]

Value	Label	Cases	Percentage
1		196	7.7%
2		193	7.6%
3		202	7.9%
4		183	7.2%
5		169	6.6%
6		184	7.2%
7		191	7.5%
8		188	7.4%
9		177	6.9%
10		129	5.1%
11		138	5.4%
12		130	5.1%
13		116	4.5%
14		138	5.4%
15		148	5.8%
16		69	2.7%

Warning: these figures indicate the number of cases found in the data file. They cannot be interpreted as summary statistics of the population of interest.

m3sclass: Original Class in Junior high School

Information [Type= discrete] [Format=numeric] [Range= 1-39] [Missing=*]

Statistics [NW/ W] [Valid=2551 /-] [Invalid=0 /-]

Value	Label	Cases	Percentage
1		287	11.3%
2		213	8.3%
3		173	6.8%
4		239	9.4%
5		170	6.7%
6		159	6.2%
7		218	8.5%
8		146	5.7%
9		58	2.3%
10		55	2.2%
11		67	2.6%
12		68	2.7%
13		48	1.9%
14		100	3.9%
15		43	1.7%
16		76	3.0%
17		112	4.4%
18		57	2.2%
19		22	0.9%

File : TYP2017_Jan2021

m3sclass: Original Class in Junior high School

Value	Label	Cases	Percentage
20		47	1.8%
21		32	1.3%
22		23	0.9%
23		14	0.5%
24		21	0.8%
25		45	1.8%
26		15	0.6%
28		16	0.6%
38		9	0.4%
39		18	0.7%

Warning: these figures indicate the number of cases found in the data file. They cannot be interpreted as summary statistics of the population of interest.

id: Sample Identification (4 digits)

Information	[Type= continuous] [Format=numeric] [Range= 1-1171] [Missing=*]
Statistics [NW/ W]	[Valid=2551 /-] [Invalid=0 /-]

id1: Sample Identification (5 digits)

Information	[Type= continuous] [Format=numeric] [Range= 10001-30647] [Missing=*]
Statistics [NW/ W]	[Valid=2551 /-] [Invalid=0 /-]

id2: Sample Identification (6 digits, the first digit varies according to cohorts)

Information	[Type= continuous] [Format=numeric] [Range= 110001-330647] [Missing=*]
Statistics [NW/ W]	[Valid=2551 /-] [Invalid=0 /-]

m3sgroup: Original Grade in Junior high School

Information	[Type= discrete] [Format=numeric] [Range= 1-2] [Missing=*]
Statistics [NW/ W]	[Valid=2551 /-] [Invalid=0 /-]

Value	Label	Cases	Percentage
1	J1	1287	50.5%
2	J3	1264	49.5%

Warning: these figures indicate the number of cases found in the data file. They cannot be interpreted as summary statistics of the population of interest.

m3slocation: The location of junior high school (City/County)

Information	[Type= discrete] [Format=numeric] [Range= 1-3] [Missing=*]
Statistics [NW/ W]	[Valid=2551 /-] [Invalid=0 /-]

Value	Label	Cases	Percentage
1	1.Taipei City	939	36.8%
2	2.New Taipei City	969	38.0%
3	3.Yilan City	643	25.2%

Warning: these figures indicate the number of cases found in the data file. They cannot be interpreted as summary statistics of the population of interest.

m3surban: The location of junior high school (The type of township)

Information	[Type= discrete] [Format=numeric] [Range= 0-99] [Missing=*]
Statistics [NW/ W]	[Valid=2551 /-] [Invalid=0 /-]

File : TYP2017_Jan2021

m3surban: The location of junior high school (The type of township)

Value	Label	Cases	Percentage
0	0.Skip	0	
1	1.Metropolitan core	1183	46.4%
2	2.Industrialized township	783	30.7%
3	3.Newly developed township	326	12.8%
4	4.Traditional industry borough	0	
5	5.Less developed Township	195	7.6%
6	6.Aging borough	64	2.5%
7	7.Remote borough	0	
8	8.Not enough information and Others	0	
97	97.Don't know	0	
98	98.Refuse to answer	0	
99	99.Missing	0	

Warning: these figures indicate the number of cases found in the data file. They cannot be interpreted as summary statistics of the population of interest.

m3s001000: 1.What is your current marital status

Information	[Type= discrete] [Format=numeric] [Range= 0-5] [Missing=*]
Statistics [NW/ W]	[Valid=2551 /-] [Invalid=0 /-]

Value	Label	Cases	Percentage
0	0.Skip	0	
1	(1)Never married	1541	60.4%
2	(2)Married (first marriage)	972	38.1%
3	(3)Divorced, not remarried	32	1.3%
4	(4)Widowed, not remarried	0	
5	(5)Remarried	6	0.2%

Warning: these figures indicate the number of cases found in the data file. They cannot be interpreted as summary statistics of the population of interest.

m3s001011: 1-1.When was the first time you got married?ROC year

Information	[Type= discrete] [Format=numeric] [Range= 0-999] [Missing=*]
Statistics [NW/ W]	[Valid=2551 /-] [Invalid=0 /-]

Value	Label	Cases	Percentage
0	(0)Skip	1541	60.4%
93		4	0.2%
94		4	0.2%
95		16	0.6%
96		14	0.5%
97		18	0.7%
98		19	0.7%
99		28	1.1%
100		75	2.9%
101		90	3.5%
102		113	4.4%
103		141	5.5%
104		173	6.8%
105		181	7.1%

File : TYP2017_Jan2021

m3s001011: 1-1.When was the first time you got married?ROC year

Value	Label	Cases	Percentage
106		125	4.9%
107		2	0.1%
997	(997)Don't know	4	0.2%
998	(998)Refuse to answer	0	
999	(999)missing	3	0.1%

Warning: these figures indicate the number of cases found in the data file. They cannot be interpreted as summary statistics of the population of interest.

m3s001012: 1-1.When was the first time you got married?month

Information	[Type= discrete] [Format=numeric] [Range= 0-99] [Missing=*]
Statistics [NW/ W]	[Valid=2551 /-] [Invalid=0 /-]

Value	Label	Cases	Percentage
0	0.Skip	1541	60.4%
1		86	3.4%
2		47	1.8%
3		70	2.7%
4		70	2.7%
5		118	4.6%
6		72	2.8%
7		66	2.6%
8		31	1.2%
9		69	2.7%
10		106	4.2%
11		161	6.3%
12		103	4.0%
14	(14)Summer	0	
15	(15)Fall	1	0.0%
97	(97)Don't know	9	0.4%
98	(98)Refuse to answer	0	
99	(99)missing	1	0.0%

Warning: these figures indicate the number of cases found in the data file. They cannot be interpreted as summary statistics of the population of interest.

m3s001013: 1-1.When was the first time you got married?day

Information	[Type= continuous] [Format=numeric] [Range= 0-99] [Missing=*]
Statistics [NW/ W]	[Valid=2551 /-] [Invalid=0 /-]

Value	Label	Cases	Percentage
0	0.Skip	1541	98.4%
97	(97)Don't know	21	1.3%
98	(98)Refuse to answer	0	
99	(99)missing	4	0.3%

Warning: these figures indicate the number of cases found in the data file. They cannot be interpreted as summary statistics of the population of interest.

m3s001020: 1-2.Do you think you got married early?

Information	[Type= discrete] [Format=numeric] [Range= 0-9] [Missing=*]
Statistics [NW/ W]	[Valid=2551 /-] [Invalid=0 /-]

File : TYP2017_Jan2021

m3s001020: 1-2.Do you think you got married early?

Value	Label	Cases	Percentage
0	(0)Skip	1541	60.4%
1	(1)Yes	203	8.0%
2	(2)No	805	31.6%
7	(7)Don't know	0	
8	(8)Refuse to answer	0	
9	(9)missing	2	0.1%

Warning: these figures indicate the number of cases found in the data file. They cannot be interpreted as summary statistics of the population of interest.

m3s001031: 1-3.When did your first marriage end?ROC year

Information	[Type= discrete] [Format=numeric] [Range= 0-998] [Missing=*]
Statistics [NW/ W]	[Valid=2551 /-] [Invalid=0 /-]

Value	Label	Cases	Percentage
0	(0)Skip	2513	98.5%
96		1	0.0%
97		1	0.0%
98		1	0.0%
99		3	0.1%
100		2	0.1%
101		2	0.1%
102		1	0.0%
103		5	0.2%
104		10	0.4%
105		4	0.2%
106		5	0.2%
997	(997)Don't know	1	0.0%
998	(998)Refuse to answer	2	0.1%

Warning: these figures indicate the number of cases found in the data file. They cannot be interpreted as summary statistics of the population of interest.

m3s001032: 1-3.When did your first marriage end?month

Information	[Type= discrete] [Format=numeric] [Range= 0-99] [Missing=*]
Statistics [NW/ W]	[Valid=2551 /-] [Invalid=0 /-]

Value	Label	Cases	Percentage
0	(0)Skip	2513	98.5%
1		2	0.1%
3		1	0.0%
4		5	0.2%
5		3	0.1%
6		4	0.2%
7		3	0.1%
8		2	0.1%
9		5	0.2%
10		1	0.0%
11		3	0.1%
12		3	0.1%

File : TYP2017_Jan2021

m3s001032: 1-3.When did your first marriage end?month

Value	Label	Cases	Percentage
14	(14)Summer	1	0.0%
15	(15)Fall	0	
97	(97)Don't know	3	0.1%
98	(98)Refuse to answer	2	0.1%
99	(99)missing	0	

Warning: these figures indicate the number of cases found in the data file. They cannot be interpreted as summary statistics of the population of interest.

m3s001040: 1-4.Why did your first marriage end?

Information	[Type= discrete] [Format=numeric] [Range= 0-9] [Missing=*]
Statistics [NW/ W]	[Valid=2551 /-] [Invalid=0 /-]

Value	Label	Cases	Percentage
0	(0)Skip	2545	99.8%
1	(1)Widowed	0	
2	(2)Divorced	6	0.2%
3	(3)Other	0	
7	(7)Don't know	0	
8	(8)Refuse to answer	0	
9	(9)missing	0	

Warning: these figures indicate the number of cases found in the data file. They cannot be interpreted as summary statistics of the population of interest.

m3s001051: 1-5.When did you remarry?ROC year

Information	[Type= discrete] [Format=numeric] [Range= 0-999] [Missing=*]
Statistics [NW/ W]	[Valid=2551 /-] [Invalid=0 /-]

Value	Label	Cases	Percentage
0	(0)Skip	2545	99.8%
102		2	0.1%
104		1	0.0%
105		1	0.0%
106		2	0.1%
997	(997)Don't know	0	
998	(998)Refuse to answer	0	
999	(999)missing	0	

Warning: these figures indicate the number of cases found in the data file. They cannot be interpreted as summary statistics of the population of interest.

m3s001052: 1-5.When did you remarry?month

Information	[Type= discrete] [Format=numeric] [Range= 0-99] [Missing=*]
Statistics [NW/ W]	[Valid=2551 /-] [Invalid=0 /-]

Value	Label	Cases	Percentage
0	(0)Skip	2545	99.8%
1		2	0.1%
3		1	0.0%
5		1	0.0%
9		1	0.0%
11		1	0.0%

File : TYP2017_Jan2021

m3s001052: 1-5.When did you remarry?month

Value	Label	Cases	Percentage
97	(97)Don't know	0	
98	(98)Refuse to answer	0	
99	(99)missing	0	

Warning: these figures indicate the number of cases found in the data file. They cannot be interpreted as summary statistics of the population of interest.

m3s001053: 1-5.When did you remarry?day

Information	[Type= discrete] [Format=numeric] [Range= 0-99] [Missing=*]
Statistics [NW/ W]	[Valid=2551 /-] [Invalid=0 /-]

Value	Label	Cases	Percentage
0	(0)Skip	2545	99.8%
2		1	0.0%
9		1	0.0%
10		1	0.0%
17		1	0.0%
18		1	0.0%
20		1	0.0%
97	(97)Don't know	0	
98	(98)Refuse to answer	0	
99	(99)missing	0	

Warning: these figures indicate the number of cases found in the data file. They cannot be interpreted as summary statistics of the population of interest.

m3s001060: 1-6.How many times have you been married?

Information	[Type= discrete] [Format=numeric] [Range= 0-99] [Missing=*]
Statistics [NW/ W]	[Valid=2551 /-] [Invalid=0 /-]

Value	Label	Cases	Percentage
0	0.Skip	2545	99.8%
2		6	0.2%
97	97.Don't know	0	
98	98.Refuse to answer	0	
99	99.missing	0	

Warning: these figures indicate the number of cases found in the data file. They cannot be interpreted as summary statistics of the population of interest.

m3s002001: 2.How many siblings do you have?Older brother(s)

Information	[Type= discrete] [Format=numeric] [Range= 0-9] [Missing=*]
Statistics [NW/ W]	[Valid=2551 /-] [Invalid=0 /-]

Value	Label	Cases	Percentage
0	(0)Skip	2074	81.3%
1		406	15.9%
2		59	2.3%
3		10	0.4%
4		2	0.1%
7	(7)Don't know	0	
8	(8)Refuse to answer	0	
9	(9)missing	0	

File : TYP2017_Jan2021

m3s002001: 2.How many siblings do you have?Older brother(s)

Warning: these figures indicate the number of cases found in the data file. They cannot be interpreted as summary statistics of the population of interest.

m3s002002: 2.How many siblings do you have?Older sister(s)

Information [Type= discrete] [Format=numeric] [Range= 0-9] [Missing=*]

Statistics [NW/ W] [Valid=2551 /-] [Invalid=0 /-]

Value	Label	Cases	Percentage
0	(0)Skip	2051	80.4%
1		362	14.2%
2		99	3.9%
3		31	1.2%
4		5	0.2%
5		3	0.1%
7	(7)Don't know	0	
8	(8)Refuse to answer	0	
9	(9)missing	0	

Warning: these figures indicate the number of cases found in the data file. They cannot be interpreted as summary statistics of the population of interest.

m3s002003: 2.How many siblings do you have?younger brother(s)

Information [Type= discrete] [Format=numeric] [Range= 0-9] [Missing=*]

Statistics [NW/ W] [Valid=2551 /-] [Invalid=0 /-]

Value	Label	Cases	Percentage
0	(0)Skip	1956	76.7%
1		516	20.2%
2		77	3.0%
3		2	0.1%
7	(7)Don't know	0	
8	(8)Refuse to answer	0	
9	(9)missing	0	

Warning: these figures indicate the number of cases found in the data file. They cannot be interpreted as summary statistics of the population of interest.

m3s002004: 2.How many siblings do you have?younger sister(s)

Information [Type= discrete] [Format=numeric] [Range= 0-9] [Missing=*]

Statistics [NW/ W] [Valid=2551 /-] [Invalid=0 /-]

Value	Label	Cases	Percentage
0	(0)Skip	2061	80.8%
1		409	16.0%
2		74	2.9%
3		7	0.3%
7	(7)Don't know	0	
8	(8)Refuse to answer	0	
9	(9)missing	0	

Warning: these figures indicate the number of cases found in the data file. They cannot be interpreted as summary statistics of the population of interest.

m3s003000_urban: 3.Your current residence

Information [Type= discrete] [Format=numeric] [Range= 0-99] [Missing=*]

Statistics [NW/ W] [Valid=1541 /-] [Invalid=1010 /-]

File : TYP2017_Jan2021

m3s003000_urban: 3.Your current residence

Value	Label	Cases	Percentage
0	0.Skip	0	
1	1.Metropolitan core	633	41.1%
2	2.Industrialized township	490	31.8%
3	3.Newly developed township	253	16.4%
4	4.Traditional industry borough	10	0.6%
5	5.Less developed Township	80	5.2%
6	6.Aging borough	31	2.0%
7	7.Remote borough	1	0.1%
8	8.Not enough information and Others	42	2.7%
97	97.Don't know	0	
98	98.Refuse to answer	1	0.1%
99	99.missing	0	
Sysmiss		1010	

Warning: these figures indicate the number of cases found in the data file. They cannot be interpreted as summary statistics of the population of interest.

m3s004000: 4.Number of family living together with you (includes yourself)

Information	[Type= discrete] [Format=numeric] [Range= 0-99] [Missing=*]
Statistics [NW/ W]	[Valid=2551 /-] [Invalid=0 /-]

Value	Label	Cases	Percentage
0	(0)Skip	1010	39.6%
1		350	13.7%
2		143	5.6%
3		328	12.9%
4		391	15.3%
5		198	7.8%
6		73	2.9%
7		29	1.1%
8		20	0.8%
9		4	0.2%
10		4	0.2%
11		1	0.0%
97	(97)Don't know	0	
98	(98)Refuse to answer	0	
99	(99)missing	0	

Warning: these figures indicate the number of cases found in the data file. They cannot be interpreted as summary statistics of the population of interest.

m3s005010: 5.(01)Family members you live with:Biological father

Information	[Type= discrete] [Format=numeric] [Range= 0-9] [Missing=*]
Statistics [NW/ W]	[Valid=2551 /-] [Invalid=0 /-]

Value	Label	Cases	Percentage
0	(0)Skip	1360	53.3%
1	(1)Yes	880	34.5%
2	(2)No	311	12.2%
7	(7)Don't know	0	

File : TYP2017_Jan2021

m3s005010: 5.(01)Family members you live with:Biological father

Value	Label	Cases	Percentage
8	(8)Refuse to answer	0	
9	(9)missing	0	

Warning: these figures indicate the number of cases found in the data file. They cannot be interpreted as summary statistics of the population of interest.

m3s005020: 5.(02)Family members you live with:Stepfather

Information	[Type= discrete] [Format=numeric] [Range= 0-9] [Missing=*]
Statistics [NW/ W]	[Valid=2551 /-] [Invalid=0 /-]

Value	Label	Cases	Percentage
0	(0)Skip	1360	53.3%
1	(1)Yes	5	0.2%
2	(2)No	1186	46.5%
7	(7)Don't know	0	
8	(8)Refuse to answer	0	
9	(9)missing	0	

Warning: these figures indicate the number of cases found in the data file. They cannot be interpreted as summary statistics of the population of interest.

m3s005030: 5.(03)Family members you live with:Adoptive father

Information	[Type= discrete] [Format=numeric] [Range= 0-9] [Missing=*]
Statistics [NW/ W]	[Valid=2551 /-] [Invalid=0 /-]

Value	Label	Cases	Percentage
0	(0)Skip	1360	53.3%
1	(1)Yes	0	
2	(2)No	1191	46.7%
7	(7)Don't know	0	
8	(8)Refuse to answer	0	
9	(9)missing	0	

Warning: these figures indicate the number of cases found in the data file. They cannot be interpreted as summary statistics of the population of interest.

m3s005040: 5.(04)Family members you live with:Biological mother

Information	[Type= discrete] [Format=numeric] [Range= 0-9] [Missing=*]
Statistics [NW/ W]	[Valid=2551 /-] [Invalid=0 /-]

Value	Label	Cases	Percentage
0	(0)Skip	1360	53.3%
1	(1)Yes	1029	40.3%
2	(2)No	162	6.4%
7	(7)Don't know	0	
8	(8)Refuse to answer	0	
9	(9)missing	0	

Warning: these figures indicate the number of cases found in the data file. They cannot be interpreted as summary statistics of the population of interest.

m3s005050: 5.(05)Family members you live with:Stepmother

Information	[Type= discrete] [Format=numeric] [Range= 0-9] [Missing=*]
Statistics [NW/ W]	[Valid=2551 /-] [Invalid=0 /-]

Value	Label	Cases	Percentage
0	(0)Skip	1360	53.3%

File : TYP2017_Jan2021

m3s005050: 5.(05)Family members you live with:Stepmother

Value	Label	Cases	Percentage
1	(1)Yes	7	0.3%
2	(2)No	1184	46.4%
7	(7)Don't know	0	
8	(8)Refuse to answer	0	
9	(9)missing	0	

Warning: these figures indicate the number of cases found in the data file. They cannot be interpreted as summary statistics of the population of interest.

m3s005060: 5.(06)Family members you live with:Adoptive mother

Information	[Type= discrete] [Format=numeric] [Range= 0-9] [Missing=*]
Statistics [NW/ W]	[Valid=2551 /-] [Invalid=0 /-]

Value	Label	Cases	Percentage
0	(0)Skip	1360	53.3%
1	(1)Yes	1	0.0%
2	(2)No	1190	46.6%
7	(7)Don't know	0	
8	(8)Refuse to answer	0	
9	(9)missing	0	

Warning: these figures indicate the number of cases found in the data file. They cannot be interpreted as summary statistics of the population of interest.

m3s005070: 5.(07)Family members you live with:Sons

Information	[Type= discrete] [Format=numeric] [Range= 0-9] [Missing=*]
Statistics [NW/ W]	[Valid=2551 /-] [Invalid=0 /-]

Value	Label	Cases	Percentage
0	(0)Skip	1360	53.3%
1	(1)Yes	3	0.1%
2	(2)No	1188	46.6%
7	(7)Don't know	0	
8	(8)Refuse to answer	0	
9	(9)missing	0	

Warning: these figures indicate the number of cases found in the data file. They cannot be interpreted as summary statistics of the population of interest.

m3s005071: 5.(07)Family members you live with:___Sons

Information	[Type= discrete] [Format=numeric] [Range= 0-9] [Missing=*]
Statistics [NW/ W]	[Valid=2551 /-] [Invalid=0 /-]

Value	Label	Cases	Percentage
0		2548	99.9%
1		3	0.1%
7	(7)Don't know	0	
8	(8)Refuse to answer	0	
9	(9)missing	0	

Warning: these figures indicate the number of cases found in the data file. They cannot be interpreted as summary statistics of the population of interest.

m3s005080: 5.(08)Family members you live with:Daughters

Information	[Type= discrete] [Format=numeric] [Range= 0-9] [Missing=*]
Statistics [NW/ W]	[Valid=2551 /-] [Invalid=0 /-]

File : TYP2017_Jan2021

m3s005080: 5.(08)Family members you live with:Daughters

Value	Label	Cases	Percentage
0	(0)Skip	1360	53.3%
1	(1)Yes	3	0.1%
2	(2)No	1188	46.6%
7	(7)Don't know	0	
8	(8)Refuse to answer	0	
9	(9)missing	0	

Warning: these figures indicate the number of cases found in the data file. They cannot be interpreted as summary statistics of the population of interest.

m3s005081: 5.(08)Family members you live with:___ Daughters

Information	[Type= discrete] [Format=numeric] [Range= 0-9] [Missing=*]
Statistics [NW/ W]	[Valid=2551 /-] [Invalid=0 /-]

Value	Label	Cases	Percentage
0		2548	99.9%
1		2	0.1%
2		1	0.0%
7	(7)Don't know	0	
8	(8)Refuse to answer	0	
9	(9)missing	0	

Warning: these figures indicate the number of cases found in the data file. They cannot be interpreted as summary statistics of the population of interest.

m3s005090: 5.(09)Family members you live with:Older brothers

Information	[Type= discrete] [Format=numeric] [Range= 0-9] [Missing=*]
Statistics [NW/ W]	[Valid=2551 /-] [Invalid=0 /-]

Value	Label	Cases	Percentage
0	(0)Skip	1360	53.3%
1	(1)Yes	212	8.3%
2	(2)No	979	38.4%
7	(7)Don't know	0	
8	(8)Refuse to answer	0	
9	(9)missing	0	

Warning: these figures indicate the number of cases found in the data file. They cannot be interpreted as summary statistics of the population of interest.

m3s005091: 5.(09)Family members you live with:___ Older brothers

Information	[Type= discrete] [Format=numeric] [Range= 0-9] [Missing=*]
Statistics [NW/ W]	[Valid=2551 /-] [Invalid=0 /-]

Value	Label	Cases	Percentage
0		2339	91.7%
1		197	7.7%
2		14	0.5%
3		1	0.0%
7	(7)Don't know	0	
8	(8)Refuse to answer	0	
9	(9)missing	0	

Warning: these figures indicate the number of cases found in the data file. They cannot be interpreted as summary statistics of the population of interest.

File : TYP2017_Jan2021

m3s005092: 5.(09)Family members you live with:Older brothers(__married)

Information [Type= discrete] [Format=numeric] [Range= 0-9] [Missing=*]

Statistics [NW/ W] [Valid=2551 /-] [Invalid=0 /-]

Value	Label	Cases	Percentage
0		2482	97.3%
1		66	2.6%
2		3	0.1%
7	(7)Don't know	0	
8	(8)Refuse to answer	0	
9	(9)missing	0	

Warning: these figures indicate the number of cases found in the data file. They cannot be interpreted as summary statistics of the population of interest.

m3s005100: 5.(10)Family members you live with:Older sisters

Information [Type= discrete] [Format=numeric] [Range= 0-9] [Missing=*]

Statistics [NW/ W] [Valid=2551 /-] [Invalid=0 /-]

Value	Label	Cases	Percentage
0	(0)Skip	1360	53.3%
1	(1)Yes	186	7.3%
2	(2)No	1005	39.4%
7	(7)Don't know	0	
8	(8)Refuse to answer	0	
9	(9)missing	0	

Warning: these figures indicate the number of cases found in the data file. They cannot be interpreted as summary statistics of the population of interest.

m3s005101: 5.(10)Family members you live with: __ Older sisters

Information [Type= discrete] [Format=numeric] [Range= 0-9] [Missing=*]

Statistics [NW/ W] [Valid=2551 /-] [Invalid=0 /-]

Value	Label	Cases	Percentage
0		2365	92.7%
1		167	6.5%
2		16	0.6%
3		3	0.1%
7	(7)Don't know	0	
8	(8)Refuse to answer	0	
9	(9)missing	0	

Warning: these figures indicate the number of cases found in the data file. They cannot be interpreted as summary statistics of the population of interest.

m3s005102: 5.(10)Family members you live with:Older sisters(__married)

Information [Type= discrete] [Format=numeric] [Range= 0-9] [Missing=*]

Statistics [NW/ W] [Valid=2551 /-] [Invalid=0 /-]

Value	Label	Cases	Percentage
0		2517	98.7%
1		31	1.2%
2		3	0.1%
7	(7)Don't know	0	
8	(8)Refuse to answer	0	

File : TYP2017_Jan2021

m3s005102: 5.(10)Family members you live with:Older sisters(___married)

Value	Label	Cases	Percentage
9	(9)missing	0	

Warning: these figures indicate the number of cases found in the data file. They cannot be interpreted as summary statistics of the population of interest.

m3s005110: 5.(11)Family members you live with:Younger brothers

Information	[Type= discrete] [Format=numeric] [Range= 0-9] [Missing=*]
Statistics [NW/ W]	[Valid=2551 /-] [Invalid=0 /-]

Value	Label	Cases	Percentage
0	(0)Skip	1360	53.3%
1	(1)Yes	335	13.1%
2	(2)No	856	33.6%
7	(7)Don't know	0	
8	(8)Refuse to answer	0	
9	(9)missing	0	

Warning: these figures indicate the number of cases found in the data file. They cannot be interpreted as summary statistics of the population of interest.

m3s005111: 5.(11)Family members you live with:___ Younger brothers

Information	[Type= discrete] [Format=numeric] [Range= 0-9] [Missing=*]
Statistics [NW/ W]	[Valid=2551 /-] [Invalid=0 /-]

Value	Label	Cases	Percentage
0		2216	86.9%
1		296	11.6%
2		38	1.5%
3		1	0.0%
7	(7)Don't know	0	
8	(8)Refuse to answer	0	
9	(9)missing	0	

Warning: these figures indicate the number of cases found in the data file. They cannot be interpreted as summary statistics of the population of interest.

m3s005112: 5.(11)Family members you live with:Younger brothers(___married)

Information	[Type= discrete] [Format=numeric] [Range= 0-9] [Missing=*]
Statistics [NW/ W]	[Valid=2551 /-] [Invalid=0 /-]

Value	Label	Cases	Percentage
0		2513	98.5%
1		38	1.5%
7	(7)Don't know	0	
8	(8)Refuse to answer	0	
9	(9)missing	0	

Warning: these figures indicate the number of cases found in the data file. They cannot be interpreted as summary statistics of the population of interest.

m3s005120: 5.(12)Family members you live with:Younger sisters

Information	[Type= discrete] [Format=numeric] [Range= 0-9] [Missing=*]
Statistics [NW/ W]	[Valid=2551 /-] [Invalid=0 /-]

Value	Label	Cases	Percentage
0	(0)Skip	1360	53.3%
1	(1)Yes	245	9.6%

File : TYP2017_Jan2021

m3s005120: 5.(12)Family members you live with:Younger sisters

Value	Label	Cases	Percentage
2	(2)No	946	37.1%
7	(7)Don't know	0	
8	(8)Refuse to answer	0	
9	(9)missing	0	

Warning: these figures indicate the number of cases found in the data file. They cannot be interpreted as summary statistics of the population of interest.

m3s005121: 5.(12)Family members you live with:___ Younger sisters

Information	[Type= discrete] [Format=numeric] [Range= 0-9] [Missing=*]
Statistics [NW/ W]	[Valid=2551 /-] [Invalid=0 /-]

Value	Label	Cases	Percentage
0		2306	90.4%
1		217	8.5%
2		27	1.1%
3		1	0.0%
7	(7)Don't know	0	
8	(8)Refuse to answer	0	
9	(9)missing	0	

Warning: these figures indicate the number of cases found in the data file. They cannot be interpreted as summary statistics of the population of interest.

m3s005122: 5.(12)Family members you live with:Younger sisters(___ married)

Information	[Type= discrete] [Format=numeric] [Range= 0-9] [Missing=*]
Statistics [NW/ W]	[Valid=2551 /-] [Invalid=0 /-]

Value	Label	Cases	Percentage
0		2538	99.5%
1		13	0.5%
7	(7)Don't know	0	
8	(8)Refuse to answer	0	
9	(9)missing	0	

Warning: these figures indicate the number of cases found in the data file. They cannot be interpreted as summary statistics of the population of interest.

m3s005130: 5.(13)Family members you live with:Sister-in-laws

Information	[Type= discrete] [Format=numeric] [Range= 0-9] [Missing=*]
Statistics [NW/ W]	[Valid=2551 /-] [Invalid=0 /-]

Value	Label	Cases	Percentage
0	(0)Skip	1360	53.3%
1	(1)Yes	98	3.8%
2	(2)No	1093	42.8%
7	(7)Don't know	0	
8	(8)Refuse to answer	0	
9	(9)missing	0	

Warning: these figures indicate the number of cases found in the data file. They cannot be interpreted as summary statistics of the population of interest.

m3s005131: 5.(13)Family members you live with:___ Sister-in-laws

Information	[Type= discrete] [Format=numeric] [Range= 0-9] [Missing=*]
Statistics [NW/ W]	[Valid=2551 /-] [Invalid=0 /-]

File : TYP2017_Jan2021

m3s005131: 5.(13)Family members you live with:___Sister-in-laws

Value	Label	Cases	Percentage
0		2453	96.2%
1		96	3.8%
2		2	0.1%
7	(7)Don't know	0	
8	(8)Refuse to answer	0	
9	(9)missing	0	

Warning: these figures indicate the number of cases found in the data file. They cannot be interpreted as summary statistics of the population of interest.

# m3s005140: 5.(14)Family members you live with:Brother-in-laws			
Information		[Type= discrete] [Format=numeric] [Range= 0-9] [Missing=*]	
Statistics [NW/ W]		[Valid=2551 /-] [Invalid=0 /-]	
Value	Label	Cases	Percentage
0	(0)Skip	1360	53.3%
1	(1)Yes	24	0.9%
2	(2)No	1167	45.7%
7	(7)Don't know	0	
8	(8)Refuse to answer	0	
9	(9)missing	0	
<i>Warning: these figures indicate the number of cases found in the data file. They cannot be interpreted as summary statistics of the population of interest.</i>			
# m3s005141: 5.(14)Family members you live with: ___Brother-in-laws			
Information		[Type= discrete] [Format=numeric] [Range= 0-9] [Missing=*]	
Statistics [NW/ W]		[Valid=2551 /-] [Invalid=0 /-]	
Value	Label	Cases	Percentage
0		2527	99.1%
1		23	0.9%
2		1	0.0%
7	(7)Don't know	0	
8	(8)Refuse to answer	0	
9	(9)missing	0	
<i>Warning: these figures indicate the number of cases found in the data file. They cannot be interpreted as summary statistics of the population of interest.</i>			
# m3s005150: 5.(15)Family members you live with:Brothers' children			
Information		[Type= discrete] [Format=numeric] [Range= 0-9] [Missing=*]	
Statistics [NW/ W]		[Valid=2551 /-] [Invalid=0 /-]	
Value	Label	Cases	Percentage
0	(0)Skip	1360	53.3%
1	(1)Yes	72	2.8%
2	(2)No	1119	43.9%
7	(7)Don't know	0	
8	(8)Refuse to answer	0	
9	(9)missing	0	
<i>Warning: these figures indicate the number of cases found in the data file. They cannot be interpreted as summary statistics of the population of interest.</i>			
# m3s005151: 5.(15)Family members you live with: ___Brothers' children			
Information		[Type= discrete] [Format=numeric] [Range= 0-9] [Missing=*]	
Statistics [NW/ W]		[Valid=2551 /-] [Invalid=0 /-]	
Value	Label	Cases	Percentage
0		2479	97.2%
1		46	1.8%
2		18	0.7%
3		7	0.3%
4		1	0.0%
7	(7)Don't know	0	
8	(8)Refuse to answer	0	

# m3s005151: 5.(15)Family members you live with: ___Brothers' children			
Value	Label	Cases	Percentage
9	(9)missing	0	
<i>Warning: these figures indicate the number of cases found in the data file. They cannot be interpreted as summary statistics of the population of interest.</i>			
# m3s005160: 5.(16)Family members you live with:Sisters' children			
Information		[Type= discrete] [Format=numeric] [Range= 0-9] [Missing=*]	
Statistics [NW/ W]		[Valid=2551 /-] [Invalid=0 /-]	
Value	Label	Cases	Percentage
0	(0)Skip	1360	53.3%
1	(1)Yes	39	1.5%
2	(2)No	1152	45.2%
7	(7)Don't know	0	
8	(8)Refuse to answer	0	
9	(9)missing	0	
<i>Warning: these figures indicate the number of cases found in the data file. They cannot be interpreted as summary statistics of the population of interest.</i>			
# m3s005161: 5.(16)Family members you live with: ___Sisters' children			
Information		[Type= discrete] [Format=numeric] [Range= 0-9] [Missing=*]	
Statistics [NW/ W]		[Valid=2551 /-] [Invalid=0 /-]	
Value	Label	Cases	Percentage
0		2512	98.5%
1		24	0.9%
2		11	0.4%
3		4	0.2%
7	(7)Don't know	0	
8	(8)Refuse to answer	0	
9	(9)missing	0	
<i>Warning: these figures indicate the number of cases found in the data file. They cannot be interpreted as summary statistics of the population of interest.</i>			
# m3s005170: 5.(17)Family members you live with:Grandfather (paternal)			
Information		[Type= discrete] [Format=numeric] [Range= 0-9] [Missing=*]	
Statistics [NW/ W]		[Valid=2551 /-] [Invalid=0 /-]	
Value	Label	Cases	Percentage
0	(0)Skip	1360	53.3%
1	(1)Yes	24	0.9%
2	(2)No	1167	45.7%
7	(7)Don't know	0	
8	(8)Refuse to answer	0	
9	(9)missing	0	
<i>Warning: these figures indicate the number of cases found in the data file. They cannot be interpreted as summary statistics of the population of interest.</i>			
# m3s005180: 5.(18)Family members you live with:Grandmother (paternal)			
Information		[Type= discrete] [Format=numeric] [Range= 0-9] [Missing=*]	
Statistics [NW/ W]		[Valid=2551 /-] [Invalid=0 /-]	
Value	Label	Cases	Percentage
0	(0)Skip	1360	53.3%
1	(1)Yes	70	2.7%

m3s005180: 5.(18)Family members you live with:Grandmother (paternal)

Value	Label	Cases	Percentage
2	(2)No	1121	43.9%
7	(7)Don't know	0	
8	(8)Refuse to answer	0	
9	(9)missing	0	

Warning: these figures indicate the number of cases found in the data file. They cannot be interpreted as summary statistics of the population of interest.

m3s005190: 5.(19)Family members you live with:Grandfather (maternal)

Information	[Type= discrete] [Format=numeric] [Range= 0-9] [Missing=*]
Statistics [NW/ W]	[Valid=2551 /-] [Invalid=0 /-]

Value	Label	Cases	Percentage
0	(0)Skip	1360	53.3%
1	(1)Yes	0	
2	(2)No	1191	46.7%
7	(7)Don't know	0	
8	(8)Refuse to answer	0	
9	(9)missing	0	

Warning: these figures indicate the number of cases found in the data file. They cannot be interpreted as summary statistics of the population of interest.

m3s005200: 5.(20)Family members you live with:Grandmother (maternal)

Information	[Type= discrete] [Format=numeric] [Range= 0-9] [Missing=*]
Statistics [NW/ W]	[Valid=2551 /-] [Invalid=0 /-]

Value	Label	Cases	Percentage
0	(0)Skip	1360	53.3%
1	(1)Yes	22	0.9%
2	(2)No	1169	45.8%
7	(7)Don't know	0	
8	(8)Refuse to answer	0	
9	(9)missing	0	

Warning: these figures indicate the number of cases found in the data file. They cannot be interpreted as summary statistics of the population of interest.

m3s005210: 5.(21)Family members you live with:Fiancee

Information	[Type= discrete] [Format=numeric] [Range= 0-9] [Missing=*]
Statistics [NW/ W]	[Valid=2551 /-] [Invalid=0 /-]

Value	Label	Cases	Percentage
0	(0)Skip	1360	53.3%
1	(1)Yes	9	0.4%
2	(2)No	1182	46.3%
7	(7)Don't know	0	
8	(8)Refuse to answer	0	
9	(9)missing	0	

Warning: these figures indicate the number of cases found in the data file. They cannot be interpreted as summary statistics of the population of interest.

m3s005220: 5.(22)Family members you live with:Fiance

Information	[Type= discrete] [Format=numeric] [Range= 0-9] [Missing=*]
Statistics [NW/ W]	[Valid=2551 /-] [Invalid=0 /-]

m3s005220: 5.(22)Family members you live with:Fiance

Value	Label	Cases	Percentage
0	(0)Skip	1360	53.3%
1	(1)Yes	3	0.1%
2	(2)No	1188	46.6%
7	(7)Don't know	0	
8	(8)Refuse to answer	0	
9	(9)missing	0	

Warning: these figures indicate the number of cases found in the data file. They cannot be interpreted as summary statistics of the population of interest.

m3s005230: 5.(23)Family members you live with:Other

Information	[Type= discrete] [Format=numeric] [Range= 0-9] [Missing=*]
Statistics [NW/ W]	[Valid=2551 /-] [Invalid=0 /-]

Value	Label	Cases	Percentage
0	(0)Skip	1360	53.3%
1	(1)Yes	58	2.3%
2	(2)No	1133	44.4%
7	(7)Don't know	0	
8	(8)Refuse to answer	0	
9	(9)missing	0	

Warning: these figures indicate the number of cases found in the data file. They cannot be interpreted as summary statistics of the population of interest.

m3s006010: 6.(01)Besides your family, do you live with other people?Boy/girlfriend

Information	[Type= discrete] [Format=numeric] [Range= 0-9] [Missing=*]
Statistics [NW/ W]	[Valid=2551 /-] [Invalid=0 /-]

Value	Label	Cases	Percentage
0	(0)Skip	1011	39.6%
1	(1)Yes	130	5.1%
2	(2)No	1410	55.3%
7	(7)Don't know	0	
8	(8)Refuse to answer	0	
9	(9)missing	0	

Warning: these figures indicate the number of cases found in the data file. They cannot be interpreted as summary statistics of the population of interest.

m3s006020: 6.(02)Besides your family, do you live with other people?Classmate

Information	[Type= discrete] [Format=numeric] [Range= 0-9] [Missing=*]
Statistics [NW/ W]	[Valid=2551 /-] [Invalid=0 /-]

Value	Label	Cases	Percentage
0	(0)Skip	1011	39.6%
1	(1)Yes	8	0.3%
2	(2)No	1532	60.1%
7	(7)Don't know	0	
8	(8)Refuse to answer	0	
9	(9)missing	0	

Warning: these figures indicate the number of cases found in the data file. They cannot be interpreted as summary statistics of the population of interest.

m3s006030: 6.(03)Besides your family, do you live with other people?Co-worker

Information	[Type= discrete] [Format=numeric] [Range= 0-9] [Missing=*]
--------------------	--

m3s006030: 6.(03)Besides your family, do you live with other people?Co-worker

Statistics [NW/ W] [Valid=2551 /-] [Invalid=0 /-]

Value	Label	Cases	Percentage
0	(0)Skip	1011	39.6%
1	(1)Yes	25	1.0%
2	(2)No	1515	59.4%
7	(7)Don't know	0	
8	(8)Refuse to answer	0	
9	(9)missing	0	

Warning: these figures indicate the number of cases found in the data file. They cannot be interpreted as summary statistics of the population of interest.

m3s006040: 6.(04)Besides your family, do you live with other people?Friend

Information [Type= discrete] [Format=numeric] [Range= 0-9] [Missing=*]

Statistics [NW/ W] [Valid=2551 /-] [Invalid=0 /-]

Value	Label	Cases	Percentage
0	(0)Skip	1011	39.6%
1	(1)Yes	18	0.7%
2	(2)No	1522	59.7%
7	(7)Don't know	0	
8	(8)Refuse to answer	0	
9	(9)missing	0	

Warning: these figures indicate the number of cases found in the data file. They cannot be interpreted as summary statistics of the population of interest.

m3s006050: 6.(05)Besides your family, do you live with other people?Boy/girlfriend's family

Information [Type= discrete] [Format=numeric] [Range= 0-9] [Missing=*]

Statistics [NW/ W] [Valid=2551 /-] [Invalid=0 /-]

Value	Label	Cases	Percentage
0	(0)Skip	1010	39.6%
1	(1)Yes	15	0.6%
2	(2)No	1526	59.8%
7	(7)Don't know	0	
8	(8)Refuse to answer	0	
9	(9)missing	0	

Warning: these figures indicate the number of cases found in the data file. They cannot be interpreted as summary statistics of the population of interest.

m3s006060: 6.(06)Besides your family, do you live with other people?Roommate

Information [Type= discrete] [Format=numeric] [Range= 0-9] [Missing=*]

Statistics [NW/ W] [Valid=2551 /-] [Invalid=0 /-]

Value	Label	Cases	Percentage
0	(0)Skip	1011	39.6%
1	(1)Yes	35	1.4%
2	(2)No	1505	59.0%
7	(7)Don't know	0	
8	(8)Refuse to answer	0	
9	(9)missing	0	

Warning: these figures indicate the number of cases found in the data file. They cannot be interpreted as summary statistics of the population of interest.

# m3s006070: 6.(07)Besides your family, do you live with other people?Other			
Information	[Type= discrete] [Format=numeric] [Range= 0-9] [Missing=*]		
Statistics [NW/ W]	[Valid=2551 /-] [Invalid=0 /-]		
Value	Label	Cases	Percentage
0	(0)Skip	1011	39.6%
1	(1)Yes	29	1.1%
2	(2)No	1511	59.2%
7	(7)Don't know	0	
8	(8)Refuse to answer	0	
9	(9)missing	0	
<i>Warning: these figures indicate the number of cases found in the data file. They cannot be interpreted as summary statistics of the population of interest.</i>			
# m3s006080: 6.(08)Besides your family, do you live with other people?None			
Information	[Type= discrete] [Format=numeric] [Range= 0-9] [Missing=*]		
Statistics [NW/ W]	[Valid=2551 /-] [Invalid=0 /-]		
Value	Label	Cases	Percentage
0	(0)Skip	1011	39.6%
1	(1)Yes	1309	51.3%
2	(2)No	231	9.1%
7	(7)Don't know	0	
8	(8)Refuse to answer	0	
9	(9)missing	0	
<i>Warning: these figures indicate the number of cases found in the data file. They cannot be interpreted as summary statistics of the population of interest.</i>			
# m3s007011: 7.How is the situation with your father?Health			
Information	[Type= discrete] [Format=numeric] [Range= 0-9] [Missing=*]		
Statistics [NW/ W]	[Valid=2551 /-] [Invalid=0 /-]		
Value	Label	Cases	Percentage
0	(0)Skip	1010	39.6%
1	(1)Healthy	1336	52.4%
2	(2)Passed away	193	7.6%
7	(7)Don't know	12	0.5%
9	(9)missing	0	
<i>Warning: these figures indicate the number of cases found in the data file. They cannot be interpreted as summary statistics of the population of interest.</i>			
# m3s007012: 7.Father:Health(2)Passed away, when you were__ years old			
Information	[Type= continuous] [Format=numeric] [Range= 0-99] [Missing=*]		
Statistics [NW/ W]	[Valid=2551 /-] [Invalid=0 /-]		
Value	Label	Cases	Percentage
0	(0)Skip	2361	99.8%
97	(97)Don't know	5	0.2%
98	(98)Refuse to answer	0	
99	(99)missing	0	
<i>Warning: these figures indicate the number of cases found in the data file. They cannot be interpreted as summary statistics of the population of interest.</i>			
# m3s007013: 7.How is the situation with your mother?Health			
Information	[Type= discrete] [Format=numeric] [Range= 0-9] [Missing=*]		
Statistics [NW/ W]	[Valid=2551 /-] [Invalid=0 /-]		

# m3s007013: 7.How is the situation with your mother?Health			
Value	Label	Cases	Percentage
0	(0)Skip	1010	39.6%
1	(1)Healthy	1467	57.5%
2	(2)Passed away	69	2.7%
7	(7)Don't know	5	0.2%
9	(9)missing	0	
<i>Warning: these figures indicate the number of cases found in the data file. They cannot be interpreted as summary statistics of the population of interest.</i>			
# m3s007014: 7.Mother:Health(2)Passed away, when you were__ years old			
Information		[Type= continuous] [Format=numeric] [Range= 0-99] [Missing=*]	
Statistics [NW/ W]		[Valid=2551 /-] [Invalid=0 /-]	
Value	Label	Cases	Percentage
0	(0)Skip	2482	99.8%
97	(97)Don't know	5	0.2%
98	(98)Refuse to answer	0	
99	(99)missing	0	
<i>Warning: these figures indicate the number of cases found in the data file. They cannot be interpreted as summary statistics of the population of interest.</i>			
# m3s007021: 7.How is the situation with your parents?Divorced			
Information		[Type= discrete] [Format=numeric] [Range= 0-9] [Missing=*]	
Statistics [NW/ W]		[Valid=2551 /-] [Invalid=0 /-]	
Value	Label	Cases	Percentage
0	(0)Skip	1011	39.6%
1	(1)No	1371	53.7%
2	(2)Yes	164	6.4%
7	(7)Don't know	4	0.2%
8	(8)Refuse to answer	0	
9	(9)missing	1	0.0%
<i>Warning: these figures indicate the number of cases found in the data file. They cannot be interpreted as summary statistics of the population of interest.</i>			
# m3s007022: 7.Parents:Divorced(2)Yes, when you were__ years old			
Information		[Type= continuous] [Format=numeric] [Range= 0-99] [Missing=*]	
Statistics [NW/ W]		[Valid=2551 /-] [Invalid=0 /-]	
Value	Label	Cases	Percentage
0	(0)Skip	2386	99.3%
97	(97)Don't know	15	0.6%
98	(98)Refuse to answer	0	
99	(99)missing	1	0.0%
<i>Warning: these figures indicate the number of cases found in the data file. They cannot be interpreted as summary statistics of the population of interest.</i>			
# m3s007031: 7.How is the situation with your father?Remarried			
Information		[Type= discrete] [Format=numeric] [Range= 0-9] [Missing=*]	
Statistics [NW/ W]		[Valid=2551 /-] [Invalid=0 /-]	
Value	Label	Cases	Percentage
0	(0)Skip	1011	39.6%
1	(1)No	1485	58.2%
2	(2)Yes	30	1.2%

m3s007031: 7.How is the situation with your father?Remarried

Value	Label	Cases	Percentage
7	(7)Don't know	22	0.9%
8	(8)Refuse to answer	0	
9	(9)missing	3	0.1%

Warning: these figures indicate the number of cases found in the data file. They cannot be interpreted as summary statistics of the population of interest.

m3s007032: 7.Father:Remarried(2)Yes, when you were ___ years old

Information	[Type= discrete] [Format=numeric] [Range= 0-99] [Missing=*]
Statistics [NW/ W]	[Valid=2551 /-] [Invalid=0 /-]

Value	Label	Cases	Percentage
0	(0)Skip	2518	98.7%
3		1	0.0%
6		2	0.1%
7		1	0.0%
10		2	0.1%
11		1	0.0%
12		2	0.1%
14		2	0.1%
16		1	0.0%
17		1	0.0%
21		1	0.0%
23		1	0.0%
24		1	0.0%
27		1	0.0%
28		1	0.0%
29		3	0.1%
30		1	0.0%
32		1	0.0%
97	(97)Don't know	7	0.3%
98	(98)Refuse to answer	0	
99	(99)missing	3	0.1%

Warning: these figures indicate the number of cases found in the data file. They cannot be interpreted as summary statistics of the population of interest.

m3s007033: 7.How is the situation with your mother?Remarried

Information	[Type= discrete] [Format=numeric] [Range= 0-9] [Missing=*]
Statistics [NW/ W]	[Valid=2551 /-] [Invalid=0 /-]

Value	Label	Cases	Percentage
0	(0)Skip	1014	39.7%
1	(1)No	1484	58.2%
2	(2)Yes	36	1.4%
7	(7)Don't know	12	0.5%
8	(8)Refuse to answer	0	
9	(9)missing	5	0.2%

Warning: these figures indicate the number of cases found in the data file. They cannot be interpreted as summary statistics of the population of interest.

m3s007034: 7.Mother:Remarried(2)Yes, when you were ___ years old

Information	[Type= discrete] [Format=numeric] [Range= 0-99] [Missing=*]
--------------------	---

m3s007034: 7.Mother:Remarried(2)Yes, when you were ___years old

Statistics [NW/ W] [Valid=2551 /-] [Invalid=0 /-]

Value	Label	Cases	Percentage
0	(0)Skip	2510	98.4%
1		1	0.0%
3		2	0.1%
6		2	0.1%
7		1	0.0%
10		5	0.2%
12		1	0.0%
13		1	0.0%
14		1	0.0%
16		1	0.0%
17		1	0.0%
18		1	0.0%
19		1	0.0%
23		1	0.0%
24		3	0.1%
25		1	0.0%
27		1	0.0%
28		1	0.0%
29		2	0.1%
97	(97)Don't know	9	0.4%
98	(98)Refuse to answer	0	
99	(99)missing	5	0.2%

Warning: these figures indicate the number of cases found in the data file. They cannot be interpreted as summary statistics of the population of interest.

m3s007041: 7.How is the situation with your father?Work

Information [Type= discrete] [Format=numeric] [Range= 0-9] [Missing=*]

Statistics [NW/ W] [Valid=2551 /-] [Invalid=0 /-]

Value	Label	Cases	Percentage
0	(0)Not applicable	1203	47.2%
1	(1)Working	856	33.6%
2	(2)Not working	473	18.5%
7	(7)Don't know	19	0.7%
8	(8)Refuse to answer	0	
9	(9)missing	0	

Warning: these figures indicate the number of cases found in the data file. They cannot be interpreted as summary statistics of the population of interest.

m3s007042: 7.How is the situation with your mother?Work

Information [Type= discrete] [Format=numeric] [Range= 0-9] [Missing=*]

Statistics [NW/ W] [Valid=2551 /-] [Invalid=0 /-]

Value	Label	Cases	Percentage
0	(0)Not applicable	1079	42.3%
1	(1)Working	762	29.9%
2	(2)Not working	697	27.3%
7	(7)Don't know	11	0.4%

m3s007042: 7.How is the situation with your mother?Work

Value	Label	Cases	Percentage
8	(8)Refuse to answer	0	
9	(9)missing	2	0.1%

Warning: these figures indicate the number of cases found in the data file. They cannot be interpreted as summary statistics of the population of interest.

m3s008000: 8.What is the main reason for living with your parents?

Information	[Type= discrete] [Format=numeric] [Range= 0-9] [Missing=*]
Statistics [NW/ W]	[Valid=2551 /-] [Invalid=0 /-]

Value	Label	Cases	Percentage
0	(0)Skip	1452	56.9%
1	(1)They want me to live with them	53	2.1%
2	(2)Can save money	135	5.3%
3	(3)We have always lived together	782	30.7%
4	(4)They can take care of me	13	0.5%
5	(5)I can take care of them	98	3.8%
6	(6)Other	16	0.6%
7	(7)Don't know	0	
8	(8)Refuse to answer	0	
9	(9)missing	2	0.1%

Warning: these figures indicate the number of cases found in the data file. They cannot be interpreted as summary statistics of the population of interest.

m3s009000: 9.Do you want to live separately from them?

Information	[Type= discrete] [Format=numeric] [Range= 0-9] [Missing=*]
Statistics [NW/ W]	[Valid=2551 /-] [Invalid=0 /-]

Value	Label	Cases	Percentage
0	(0)Not applicable	1452	56.9%
1	(1)Not at all	244	9.6%
2	(2)Don't really want to live separately	424	16.6%
3	(3)Kind of want to live separately	377	14.8%
4	(4)Really want to live separately	46	1.8%
7	(7)Don't know	1	0.0%
8	(8)Refuse to answer	0	
9	(9)missing	7	0.3%

Warning: these figures indicate the number of cases found in the data file. They cannot be interpreted as summary statistics of the population of interest.

m3s010000: 10.What is your main reason for not living with your parents?

Information	[Type= discrete] [Format=numeric] [Range= 0-99] [Missing=*]
Statistics [NW/ W]	[Valid=2551 /-] [Invalid=0 /-]

Value	Label	Cases	Percentage
0	(00)Skip	2109	82.7%
1	(01)Work/school is too far from home	271	10.6%
2	(02)Not enough space	25	1.0%
3	(03)Parents wanted me to move out	7	0.3%
4	(04)Pursuing an independent lifestyle	72	2.8%
5	(05)Parents live with other siblings	4	0.2%
6	(06)Parents passed away	11	0.4%
7	(07)Other	48	1.9%

# m3s010000: 10.What is your main reason for not living with your parents?			
Value	Label	Cases	Percentage
97	(97)Don't know	0	
98	(98)Refuse to answer	2	0.1%
99	(99)missing	2	0.1%
<i>Warning: these figures indicate the number of cases found in the data file. They cannot be interpreted as summary statistics of the population of interest.</i>			
# m3s011000: 11.Do you want to live with your parents?			
Information		[Type= discrete] [Format=numeric] [Range= 0-9] [Missing=*]	
Statistics [NW/ W]		[Valid=2551 /-] [Invalid=0 /-]	
Value	Label	Cases	Percentage
0	(0)N/A	2119	83.1%
1	(1)Not at all	82	3.2%
2	(2)Not now, but maybe in the future	183	7.2%
3	(3)Kind of want to	124	4.9%
4	(4)Really want to	40	1.6%
7	(7)Don't know	1	0.0%
8	(8)Refuse to answer	0	
9	(9)missing	2	0.1%
<i>Warning: these figures indicate the number of cases found in the data file. They cannot be interpreted as summary statistics of the population of interest.</i>			
# m3s01201a: 12.a.Over the past year, your father's health status.			
Information		[Type= discrete] [Format=numeric] [Range= 0-9] [Missing=*]	
Statistics [NW/ W]		[Valid=2551 /-] [Invalid=0 /-]	
Value	Label	Cases	Percentage
0	(0)N/A	1198	47.0%
1	(1)Very unhealthy	17	0.7%
2	(2)Unhealthy	104	4.1%
3	(3)Average	424	16.6%
4	(4)Healthy	554	21.7%
5	(5)Very healthy	231	9.1%
7	(7)Don't know	21	0.8%
8	(8)Refuse to answer	1	0.0%
9	(9)missing	1	0.0%
<i>Warning: these figures indicate the number of cases found in the data file. They cannot be interpreted as summary statistics of the population of interest.</i>			
# m3s01202a: 12.a.Over the past year, your mother's health status.			
Information		[Type= discrete] [Format=numeric] [Range= 0-9] [Missing=*]	
Statistics [NW/ W]		[Valid=2551 /-] [Invalid=0 /-]	
Value	Label	Cases	Percentage
0	(0)N/A	1076	42.2%
1	(1)Very unhealthy	20	0.8%
2	(2)Unhealthy	97	3.8%
3	(3)Average	460	18.0%
4	(4)Healthy	661	25.9%
5	(5)Very healthy	222	8.7%
7	(7)Don't know	14	0.5%
8	(8)Refuse to answer	1	0.0%

m3s01202a: 12.a.Over the past year, your mother's health status.

Value	Label	Cases	Percentage
9	(9)missing	0	

Warning: these figures indicate the number of cases found in the data file. They cannot be interpreted as summary statistics of the population of interest.

m3s01201b: 12.b.How far do your father live?

Information	[Type= discrete] [Format=numeric] [Range= 0-99] [Missing=*]
Statistics [NW/ W]	[Valid=2551 /-] [Invalid=0 /-]

Value	Label	Cases	Percentage
0	(00)N/A	1198	47.0%
1	(01)Live together	875	34.3%
2	(02)Next door, same building, same lane or neighborhood	22	0.9%
3	(03)Within 15 minute walk	25	1.0%
4	(04)Within 30 minute drive	74	2.9%
5	(05)30 minute-1 hour drive	81	3.2%
6	(06)1-3 hour drive	148	5.8%
7	(07)Over 3 hour drive	48	1.9%
8	(08)Overseas	55	2.2%
97	(97)Don't know	23	0.9%
98	(98)Refuse to answer	1	0.0%
99	(99)missing	1	0.0%

Warning: these figures indicate the number of cases found in the data file. They cannot be interpreted as summary statistics of the population of interest.

m3s01202b: 12.b.How far do your mother live?

Information	[Type= discrete] [Format=numeric] [Range= 0-99] [Missing=*]
Statistics [NW/ W]	[Valid=2551 /-] [Invalid=0 /-]

Value	Label	Cases	Percentage
0	(00)N/A	1076	42.2%
1	(01)Live together	1025	40.2%
2	(02)Next door, same building, same lane or neighborhood	27	1.1%
3	(03)Within 15 minute walk	29	1.1%
4	(04)Within 30 minute drive	74	2.9%
5	(05)30 minute-1 hour drive	79	3.1%
6	(06)1-3 hour drive	134	5.3%
7	(07)Over 3 hour drive	56	2.2%
8	(08)Overseas	37	1.5%
97	(97)Don't know	13	0.5%
98	(98)Refuse to answer	1	0.0%
99	(99)missing	0	

Warning: these figures indicate the number of cases found in the data file. They cannot be interpreted as summary statistics of the population of interest.

m3s01201c: 12.c.Over the past year, how often did you see your father?

Information	[Type= discrete] [Format=numeric] [Range= 0-99] [Missing=*]
Statistics [NW/ W]	[Valid=2551 /-] [Invalid=0 /-]

Value	Label	Cases	Percentage
0	(00)N/A	1198	47.0%
1	(01)Almost every day	845	33.1%
2	(02)3-4 times a week	40	1.6%

# m3s01201c: 12.c.Over the past year, how often did you see your father?			
Value	Label	Cases	Percentage
3	(03)1-2 times a week	101	4.0%
4	(04)1-3 times a month	181	7.1%
5	(05)Once every 2-3 months	93	3.6%
6	(06)A total of 1 or 2 times	47	1.8%
7	(07)Never met	45	1.8%
97	(97)Don't know	0	
98	(98)Refuse to answer	1	0.0%
99	(99)missing	0	
<i>Warning: these figures indicate the number of cases found in the data file. They cannot be interpreted as summary statistics of the population of interest.</i>			
# m3s01202c: 12.c.Over the past year, how often did you see your mother?			
Information	[Type= discrete] [Format=numeric] [Range= 0-99] [Missing=*]		
Statistics [NW/ W]	[Valid=2551 /-] [Invalid=0 /-]		
Value	Label	Cases	Percentage
0	(00)N/A	1076	42.2%
1	(01)Almost every day	1003	39.3%
2	(02)3-4 times a week	44	1.7%
3	(03)1-2 times a week	102	4.0%
4	(04)1-3 times a month	191	7.5%
5	(05)Once every 2-3 months	82	3.2%
6	(06)A total of 1 or 2 times	30	1.2%
7	(07)Never met	21	0.8%
97	(97)Don't know	1	0.0%
98	(98)Refuse to answer	1	0.0%
99	(99)missing	0	
<i>Warning: these figures indicate the number of cases found in the data file. They cannot be interpreted as summary statistics of the population of interest.</i>			
# m3s01201d: 12.d.Besides seeing each other in person, how often do you contact your father?			
Information	[Type= discrete] [Format=numeric] [Range= 0-99] [Missing=*]		
Statistics [NW/ W]	[Valid=2551 /-] [Invalid=0 /-]		
Value	Label	Cases	Percentage
0	(00)N/A	1198	47.0%
1	(01)Almost every day	469	18.4%
2	(02)3-4 times a week	129	5.1%
3	(03)1-2 times a week	264	10.3%
4	(04)1-3 times a month	190	7.4%
5	(05)Once every 2-3 months	79	3.1%
6	(06)A total of 1 or 2 times	73	2.9%
7	(07)Never met	148	5.8%
97	(97)Don't know	0	
98	(98)Refuse to answer	1	0.0%
99	(99)missing	0	
<i>Warning: these figures indicate the number of cases found in the data file. They cannot be interpreted as summary statistics of the population of interest.</i>			
# m3s01202d: 12.d.Besides seeing each other in person, how often do you contact your mother?			
Information	[Type= discrete] [Format=numeric] [Range= 0-99] [Missing=*]		

m3s01202d: 12.d.Besides seeing each other in person, how often do you contact your mother?

Statistics [NW/ W] [Valid=2551 /-] [Invalid=0 /-]

Value	Label	Cases	Percentage
0	(00)N/A	1076	42.2%
1	(01)Almost every day	580	22.7%
2	(02)3-4 times a week	172	6.7%
3	(03)1-2 times a week	312	12.2%
4	(04)1-3 times a month	197	7.7%
5	(05)Once every 2-3 months	63	2.5%
6	(06)A total of 1 or 2 times	46	1.8%
7	(07)Never met	102	4.0%
97	(97)Don't know	1	0.0%
98	(98)Refuse to answer	1	0.0%
99	(99)missing	1	0.0%

Warning: these figures indicate the number of cases found in the data file. They cannot be interpreted as summary statistics of the population of interest.

m3s01201e: 12.e.Over the past year, how often do you usually eat with your parents?

Information [Type= discrete] [Format=numeric] [Range= 0-99] [Missing=*]

Statistics [NW/ W] [Valid=2551 /-] [Invalid=0 /-]

Value	Label	Cases	Percentage
0	(00)N/A	1198	47.0%
1	(01)Almost every day	419	16.4%
2	(02)3-4 times a week	163	6.4%
3	(03)1-2 times a week	265	10.4%
4	(04)1-3 times a month	248	9.7%
5	(05)Once every 2-3 months	120	4.7%
6	(06)A total of 1 or 2 times	65	2.5%
7	(07)Never met	72	2.8%
97	(97)Don't know	0	
98	(98)Refuse to answer	1	0.0%
99	(99)missing	0	

Warning: these figures indicate the number of cases found in the data file. They cannot be interpreted as summary statistics of the population of interest.

m3s01202e: 12.e.Over the past year, how often do you usually eat with your parents?

Information [Type= discrete] [Format=numeric] [Range= 0-99] [Missing=*]

Statistics [NW/ W] [Valid=2551 /-] [Invalid=0 /-]

Value	Label	Cases	Percentage
0	(00)N/A	1076	42.2%
1	(01)Almost every day	504	19.8%
2	(02)3-4 times a week	205	8.0%
3	(03)1-2 times a week	305	12.0%
4	(04)1-3 times a month	267	10.5%
5	(05)Once every 2-3 months	115	4.5%
6	(06)A total of 1 or 2 times	44	1.7%
7	(07)Never met	32	1.3%
97	(97)Don't know	1	0.0%
98	(98)Refuse to answer	1	0.0%

# m3s01202e: 12.e.Over the past year, how often do you usually eat with your parents?			
Value	Label	Cases	Percentage
99	(99)missing	1	0.0%
<i>Warning: these figures indicate the number of cases found in the data file. They cannot be interpreted as summary statistics of the population of interest.</i>			
# m3s01301a: 13.a.(Past year)Do you often help your father with:Give them money/fees			
Information		[Type= discrete] [Format=numeric] [Range= 0-9] [Missing=*]	
Statistics [NW/ W]		[Valid=2551 /-] [Invalid=0 /-]	
Value	Label	Cases	Percentage
0	(0)N/A	1198	47.0%
1	(1)Very often	169	6.6%
2	(2)Often	157	6.2%
3	(3)Sometimes	226	8.9%
4	(4)Rarely	246	9.6%
5	(5)Not at all	553	21.7%
7	(7)Don't know	0	
8	(8)Refuse to answer	1	0.0%
9	(9)missing	1	0.0%
<i>Warning: these figures indicate the number of cases found in the data file. They cannot be interpreted as summary statistics of the population of interest.</i>			
# m3s01301b: 13.b.(Past year)Do you often help your father with:Housework,Take care of children or other family members			
Information		[Type= discrete] [Format=numeric] [Range= 0-9] [Missing=*]	
Statistics [NW/ W]		[Valid=2551 /-] [Invalid=0 /-]	
Value	Label	Cases	Percentage
0	(0)N/A	1198	47.0%
1	(1)Very often	70	2.7%
2	(2)Often	242	9.5%
3	(3)Sometimes	439	17.2%
4	(4)Rarely	314	12.3%
5	(5)Not at all	287	11.3%
7	(7)Don't know	0	
8	(8)Refuse to answer	1	0.0%
9	(9)missing	0	
<i>Warning: these figures indicate the number of cases found in the data file. They cannot be interpreted as summary statistics of the population of interest.</i>			
# m3s01301c: 13.c.(Past year)Do you often help your father with:Listen to their thoughts			
Information		[Type= discrete] [Format=numeric] [Range= 0-9] [Missing=*]	
Statistics [NW/ W]		[Valid=2551 /-] [Invalid=0 /-]	
Value	Label	Cases	Percentage
0	(0)N/A	1198	47.0%
1	(1)Very often	36	1.4%
2	(2)Often	174	6.8%
3	(3)Sometimes	437	17.1%
4	(4)Rarely	435	17.1%
5	(5)Not at all	269	10.5%
7	(7)Don't know	0	
8	(8)Refuse to answer	1	0.0%

m3s01301c: 13.c.(Past year)Do you often help your father with:Listen to their thoughts

Value	Label	Cases	Percentage
9	(9)missing	1	0.0%

Warning: these figures indicate the number of cases found in the data file. They cannot be interpreted as summary statistics of the population of interest.

# m3s01302a: 13.a.(Past year)Do you often help your mother with:Give them money/fees			
Information		[Type= discrete] [Format=numeric] [Range= 0-9] [Missing=*]	
Statistics [NW/ W]		[Valid=2551 /-] [Invalid=0 /-]	
Value	Label	Cases	Percentage
0	(0)N/A	1076	42.2%
1	(1)Very often	263	10.3%
2	(2)Often	289	11.3%
3	(3)Sometimes	262	10.3%
4	(4)Rarely	231	9.1%
5	(5)Not at all	428	16.8%
7	(7)Don't know	0	
8	(8)Refuse to answer	1	0.0%
9	(9)missing	1	0.0%
<i>Warning: these figures indicate the number of cases found in the data file. They cannot be interpreted as summary statistics of the population of interest.</i>			
# m3s01302b: 13.b.(Past year)Do you often help your mother with:Housework/Take care of children or other family members			
Information		[Type= discrete] [Format=numeric] [Range= 0-9] [Missing=*]	
Statistics [NW/ W]		[Valid=2551 /-] [Invalid=0 /-]	
Value	Label	Cases	Percentage
0	(0)N/A	1076	42.2%
1	(1)Very often	100	3.9%
2	(2)Often	303	11.9%
3	(3)Sometimes	538	21.1%
4	(4)Rarely	325	12.7%
5	(5)Not at all	208	8.2%
7	(7)Don't know	0	
8	(8)Refuse to answer	1	0.0%
9	(9)missing	0	
<i>Warning: these figures indicate the number of cases found in the data file. They cannot be interpreted as summary statistics of the population of interest.</i>			
# m3s01302c: 13.c.(Past year)Do you often help your mother with:Listen to their thoughts			
Information		[Type= discrete] [Format=numeric] [Range= 0-9] [Missing=*]	
Statistics [NW/ W]		[Valid=2551 /-] [Invalid=0 /-]	
Value	Label	Cases	Percentage
0	(0)N/A	1076	42.2%
1	(1)Very often	93	3.6%
2	(2)Often	304	11.9%
3	(3)Sometimes	575	22.5%
4	(4)Rarely	361	14.2%
5	(5)Not at all	140	5.5%
7	(7)Don't know	0	
8	(8)Refuse to answer	1	0.0%
9	(9)missing	1	0.0%
<i>Warning: these figures indicate the number of cases found in the data file. They cannot be interpreted as summary statistics of the population of interest.</i>			
# m3s01401a: 14.a.(Past year)Did your father often help you with:Give you money			
Information		[Type= discrete] [Format=numeric] [Range= 0-9] [Missing=*]	

m3s01401a: 14.a.(Past year)Did your father often help you with:Give you money

Statistics [NW/ W] [Valid=2551 /-] [Invalid=0 /-]

Value	Label	Cases	Percentage
0	(0)N/A	1198	47.0%
1	(1)Very often	16	0.6%
2	(2)Often	25	1.0%
3	(3)Sometimes	133	5.2%
4	(4)Rarely	260	10.2%
5	(5)Not at all	916	35.9%
7	(7)Don't know	0	
8	(8)Refuse to answer	1	0.0%
9	(9)missing	2	0.1%

Warning: these figures indicate the number of cases found in the data file. They cannot be interpreted as summary statistics of the population of interest.

m3s01401b: 14.b.(Past year)Did your father often help you with:Housework/Take care of children or other family members

Information [Type= discrete] [Format=numeric] [Range= 0-9] [Missing=*]

Statistics [NW/ W] [Valid=2551 /-] [Invalid=0 /-]

Value	Label	Cases	Percentage
0	(0)N/A	1198	47.0%
1	(1)Very often	138	5.4%
2	(2)Often	265	10.4%
3	(3)Sometimes	279	10.9%
4	(4)Rarely	248	9.7%
5	(5)Not at all	421	16.5%
7	(7)Don't know	0	
8	(8)Refuse to answer	1	0.0%
9	(9)missing	1	0.0%

Warning: these figures indicate the number of cases found in the data file. They cannot be interpreted as summary statistics of the population of interest.

m3s01401c: 14.c.(Past year)Did your father often help you with:Listen to my thoughts

Information [Type= discrete] [Format=numeric] [Range= 0-9] [Missing=*]

Statistics [NW/ W] [Valid=2551 /-] [Invalid=0 /-]

Value	Label	Cases	Percentage
0	(0)N/A	1198	47.0%
1	(1)Very often	31	1.2%
2	(2)Often	130	5.1%
3	(3)Sometimes	387	15.2%
4	(4)Rarely	463	18.1%
5	(5)Not at all	339	13.3%
7	(7)Don't know	0	
8	(8)Refuse to answer	1	0.0%
9	(9)missing	2	0.1%

Warning: these figures indicate the number of cases found in the data file. They cannot be interpreted as summary statistics of the population of interest.

m3s01401d: 14.d.(Past year)Did your father often help you with:My work

Information [Type= discrete] [Format=numeric] [Range= 0-9] [Missing=*]

Statistics [NW/ W] [Valid=2551 /-] [Invalid=0 /-]

m3s01401d: 14.d.(Past year)Did your father often help you with:My work

Value	Label	Cases	Percentage
0	(0)N/A	1198	47.0%
1	(1)Very often	32	1.3%
2	(2)Often	82	3.2%
3	(3)Sometimes	211	8.3%
4	(4)Rarely	333	13.1%
5	(5)Not at all	692	27.1%
7	(7)Don't know	0	
8	(8)Refuse to answer	1	0.0%
9	(9)missing	2	0.1%

Warning: these figures indicate the number of cases found in the data file. They cannot be interpreted as summary statistics of the population of interest.

m3s01402a: 14.a.(Past year)Did your mother often help you with:Give you money

Information	[Type= discrete] [Format=numeric] [Range= 0-9] [Missing=*]
Statistics [NW/ W]	[Valid=2551 /-] [Invalid=0 /-]

Value	Label	Cases	Percentage
0	(0)N/A	1076	42.2%
1	(1)Very often	25	1.0%
2	(2)Often	42	1.6%
3	(3)Sometimes	149	5.8%
4	(4)Rarely	306	12.0%
5	(5)Not at all	950	37.2%
7	(7)Don't know	0	
8	(8)Refuse to answer	1	0.0%
9	(9)missing	2	0.1%

Warning: these figures indicate the number of cases found in the data file. They cannot be interpreted as summary statistics of the population of interest.

m3s01402b: 14.b.(Past year)Did your mother often help you with:Housework/Take care of children or other family members

Information	[Type= discrete] [Format=numeric] [Range= 0-9] [Missing=*]
Statistics [NW/ W]	[Valid=2551 /-] [Invalid=0 /-]

Value	Label	Cases	Percentage
0	(0)N/A	1076	42.2%
1	(1)Very often	325	12.7%
2	(2)Often	469	18.4%
3	(3)Sometimes	296	11.6%
4	(4)Rarely	164	6.4%
5	(5)Not at all	219	8.6%
7	(7)Don't know	0	
8	(8)Refuse to answer	1	0.0%
9	(9)missing	1	0.0%

Warning: these figures indicate the number of cases found in the data file. They cannot be interpreted as summary statistics of the population of interest.

m3s01402c: 14.c.(Past year)Did your mother often help you with:Listen to my thoughts

Information	[Type= discrete] [Format=numeric] [Range= 0-9] [Missing=*]
Statistics [NW/ W]	[Valid=2551 /-] [Invalid=0 /-]

m3s01402c: 14.c.(Past year)Did your mother often help you with:Listen to my thoughts

Value	Label	Cases	Percentage
0	(0)N/A	1076	42.2%
1	(1)Very often	72	2.8%
2	(2)Often	235	9.2%
3	(3)Sometimes	531	20.8%
4	(4)Rarely	416	16.3%
5	(5)Not at all	218	8.5%
7	(7)Don't know	0	
8	(8)Refuse to answer	1	0.0%
9	(9)missing	2	0.1%

Warning: these figures indicate the number of cases found in the data file. They cannot be interpreted as summary statistics of the population of interest.

m3s01402d: 14.d.(Past year)Did your mother often help you with:My work

Information	[Type= discrete] [Format=numeric] [Range= 0-9] [Missing=*]
Statistics [NW/ W]	[Valid=2551 /-] [Invalid=0 /-]

Value	Label	Cases	Percentage
0	(0)N/A	1076	42.2%
1	(1)Very often	42	1.6%
2	(2)Often	85	3.3%
3	(3)Sometimes	242	9.5%
4	(4)Rarely	374	14.7%
5	(5)Not at all	728	28.5%
7	(7)Don't know	0	
8	(8)Refuse to answer	1	0.0%
9	(9)missing	3	0.1%

Warning: these figures indicate the number of cases found in the data file. They cannot be interpreted as summary statistics of the population of interest.

m3s015010: 15.(01)(Last 2 years)You have Chinese New Year dinner with:Alone

Information	[Type= discrete] [Format=numeric] [Range= 0-9] [Missing=*]
Statistics [NW/ W]	[Valid=2551 /-] [Invalid=0 /-]

Value	Label	Cases	Percentage
0	(0)Not applicable	1010	39.6%
1	(1)Yes	42	1.6%
2	(2)No	1498	58.7%
7	(7)Don't know	0	
8	(8)Refuse to answer	1	0.0%
9	(9)missing	0	

Warning: these figures indicate the number of cases found in the data file. They cannot be interpreted as summary statistics of the population of interest.

m3s015020: 15.(02)(Last 2 years)You have Chinese New Year dinner with:Father

Information	[Type= discrete] [Format=numeric] [Range= 0-9] [Missing=*]
Statistics [NW/ W]	[Valid=2551 /-] [Invalid=0 /-]

Value	Label	Cases	Percentage
0	(0)Not applicable	1010	39.6%
1	(1)Yes	1218	47.7%
2	(2)No	322	12.6%
7	(7)Don't know	0	

# m3s015020: 15.(02)(Last 2 years)You have Chinese New Year dinner with:Father			
Value	Label	Cases	Percentage
8	(8)Refuse to answer	1	0.0%
9	(9)missing	0	
<i>Warning: these figures indicate the number of cases found in the data file. They cannot be interpreted as summary statistics of the population of interest.</i>			
# m3s015030: 15.(03)(Last 2 years)You have Chinese New Year dinner with:Mother			
Information		[Type= discrete] [Format=numeric] [Range= 0-9] [Missing=*]	
Statistics [NW/ W]		[Valid=2551 /-] [Invalid=0 /-]	
Value	Label	Cases	Percentage
0	(0)Not applicable	1010	39.6%
1	(1)Yes	1351	53.0%
2	(2)No	189	7.4%
7	(7)Don't know	0	
8	(8)Refuse to answer	1	0.0%
9	(9)missing	0	
<i>Warning: these figures indicate the number of cases found in the data file. They cannot be interpreted as summary statistics of the population of interest.</i>			
# m3s015040: 15.(04)(Last 2 years)You have Chinese New Year dinner with:Unmarried brother(s)			
Information		[Type= discrete] [Format=numeric] [Range= 0-9] [Missing=*]	
Statistics [NW/ W]		[Valid=2551 /-] [Invalid=0 /-]	
Value	Label	Cases	Percentage
0	(0)Not applicable	1010	39.6%
1	(1)Yes	674	26.4%
2	(2)No	866	33.9%
7	(7)Don't know	0	
8	(8)Refuse to answer	1	0.0%
9	(9)missing	0	
<i>Warning: these figures indicate the number of cases found in the data file. They cannot be interpreted as summary statistics of the population of interest.</i>			
# m3s015050: 15.(05)(Last 2 years)You have Chinese New Year dinner with:Unmarried sister(s)			
Information		[Type= discrete] [Format=numeric] [Range= 0-9] [Missing=*]	
Statistics [NW/ W]		[Valid=2551 /-] [Invalid=0 /-]	
Value	Label	Cases	Percentage
0	(0)Not applicable	1011	39.6%
1	(1)Yes	556	21.8%
2	(2)No	983	38.5%
7	(7)Don't know	0	
8	(8)Refuse to answer	1	0.0%
9	(9)missing	0	
<i>Warning: these figures indicate the number of cases found in the data file. They cannot be interpreted as summary statistics of the population of interest.</i>			
# m3s015060: 15.(06)(Last 2 years)You have Chinese New Year dinner with:Married brother(s)			
Information		[Type= discrete] [Format=numeric] [Range= 0-9] [Missing=*]	
Statistics [NW/ W]		[Valid=2551 /-] [Invalid=0 /-]	
Value	Label	Cases	Percentage
0	(0)Not applicable	1011	39.6%
1	(1)Yes	244	9.6%

# m3s015060: 15.(06)(Last 2 years)You have Chinese New Year dinner with:Married brother(s)			
Value	Label	Cases	Percentage
2	(2)No	1295	50.8%
7	(7)Don't know	0	
8	(8)Refuse to answer	1	0.0%
9	(9)missing	0	
<i>Warning: these figures indicate the number of cases found in the data file. They cannot be interpreted as summary statistics of the population of interest.</i>			
# m3s015070: 15.(07)(Last 2 years)You have Chinese New Year dinner with:Married sister(s)			
Information	[Type= discrete] [Format=numeric] [Range= 0-9] [Missing=*]		
Statistics [NW/ W]	[Valid=2551 /-] [Invalid=0 /-]		
Value	Label	Cases	Percentage
0	(0)Not applicable	1011	39.6%
1	(1)Yes	149	5.8%
2	(2)No	1390	54.5%
7	(7)Don't know	0	
8	(8)Refuse to answer	1	0.0%
9	(9)missing	0	
<i>Warning: these figures indicate the number of cases found in the data file. They cannot be interpreted as summary statistics of the population of interest.</i>			
# m3s015080: 15.(08)(Last 2 years)You have Chinese New Year dinner with:Grandfather(paternal)			
Information	[Type= discrete] [Format=numeric] [Range= 0-9] [Missing=*]		
Statistics [NW/ W]	[Valid=2551 /-] [Invalid=0 /-]		
Value	Label	Cases	Percentage
0	(0)Not applicable	1010	39.6%
1	(1)Yes	138	5.4%
2	(2)No	1402	55.0%
7	(7)Don't know	0	
8	(8)Refuse to answer	1	0.0%
9	(9)missing	0	
<i>Warning: these figures indicate the number of cases found in the data file. They cannot be interpreted as summary statistics of the population of interest.</i>			
# m3s015090: 15.(09)(Last 2 years)You have Chinese New Year dinner with:Grandmother(paternal)			
Information	[Type= discrete] [Format=numeric] [Range= 0-9] [Missing=*]		
Statistics [NW/ W]	[Valid=2551 /-] [Invalid=0 /-]		
Value	Label	Cases	Percentage
0	(0)Not applicable	1010	39.6%
1	(1)Yes	328	12.9%
2	(2)No	1212	47.5%
7	(7)Don't know	0	
8	(8)Refuse to answer	1	0.0%
9	(9)missing	0	
<i>Warning: these figures indicate the number of cases found in the data file. They cannot be interpreted as summary statistics of the population of interest.</i>			
# m3s015100: 15.(10)(Last 2 years)You have Chinese New Year dinner with:Grandfather(maternal)			
Information	[Type= discrete] [Format=numeric] [Range= 0-9] [Missing=*]		
Statistics [NW/ W]	[Valid=2551 /-] [Invalid=0 /-]		

# m3s015100: 15.(10)(Last 2 years)You have Chinese New Year dinner with:Grandfather(maternal)			
Value	Label	Cases	Percentage
0	(0)Not applicable	1010	39.6%
1	(1)Yes	40	1.6%
2	(2)No	1500	58.8%
7	(7)Don't know	0	
8	(8)Refuse to answer	1	0.0%
9	(9)missing	0	
<i>Warning: these figures indicate the number of cases found in the data file. They cannot be interpreted as summary statistics of the population of interest.</i>			
# m3s015110: 15.(11)(Last 2 years)You have Chinese New Year dinner with:Grandmother(maternal)			
Information	[Type= discrete] [Format=numeric] [Range= 0-9] [Missing=*]		
Statistics [NW/ W]	[Valid=2551 /-] [Invalid=0 /-]		
Value	Label	Cases	Percentage
0	(0)Not applicable	1010	39.6%
1	(1)Yes	125	4.9%
2	(2)No	1415	55.5%
7	(7)Don't know	0	
8	(8)Refuse to answer	1	0.0%
9	(9)missing	0	
<i>Warning: these figures indicate the number of cases found in the data file. They cannot be interpreted as summary statistics of the population of interest.</i>			
# m3s015120: 15.(12)(Last 2 years)You have Chinese New Year dinner with:Married uncles(paternal)			
Information	[Type= discrete] [Format=numeric] [Range= 0-9] [Missing=*]		
Statistics [NW/ W]	[Valid=2551 /-] [Invalid=0 /-]		
Value	Label	Cases	Percentage
0	(0)Not applicable	1010	39.6%
1	(1)Yes	329	12.9%
2	(2)No	1211	47.5%
7	(7)Don't know	0	
8	(8)Refuse to answer	1	0.0%
9	(9)missing	0	
<i>Warning: these figures indicate the number of cases found in the data file. They cannot be interpreted as summary statistics of the population of interest.</i>			
# m3s015130: 15.(13)(Last 2 years)You have Chinese New Year dinner with:Unmarried uncles(paternal)			
Information	[Type= discrete] [Format=numeric] [Range= 0-9] [Missing=*]		
Statistics [NW/ W]	[Valid=2551 /-] [Invalid=0 /-]		
Value	Label	Cases	Percentage
0	(0)Not applicable	1010	39.6%
1	(1)Yes	46	1.8%
2	(2)No	1494	58.6%
7	(7)Don't know	0	
8	(8)Refuse to answer	1	0.0%
9	(9)missing	0	
<i>Warning: these figures indicate the number of cases found in the data file. They cannot be interpreted as summary statistics of the population of interest.</i>			
# m3s015140: 15.(14)(Last 2 years)You have Chinese New Year dinner with:Married uncles(maternal)			
Information	[Type= discrete] [Format=numeric] [Range= 0-9] [Missing=*]		

m3s015140: 15.(14)(Last 2 years)You have Chinese New Year dinner with:Married uncles(maternal)

Statistics [NW/ W] [Valid=2551 /-] [Invalid=0 /-]

Value	Label	Cases	Percentage
0	(0)Not applicable	1010	39.6%
1	(1)Yes	138	5.4%
2	(2)No	1402	55.0%
7	(7)Don't know	0	
8	(8)Refuse to answer	1	0.0%
9	(9)missing	0	

Warning: these figures indicate the number of cases found in the data file. They cannot be interpreted as summary statistics of the population of interest.

m3s015150: 15.(15)(Last 2 years)You have Chinese New Year dinner with:Unmarried uncles(maternal)

Information [Type= discrete] [Format=numeric] [Range= 0-9] [Missing=*]

Statistics [NW/ W] [Valid=2551 /-] [Invalid=0 /-]

Value	Label	Cases	Percentage
0	(0)Not applicable	1010	39.6%
1	(1)Yes	18	0.7%
2	(2)No	1522	59.7%
7	(7)Don't know	0	
8	(8)Refuse to answer	1	0.0%
9	(9)missing	0	

Warning: these figures indicate the number of cases found in the data file. They cannot be interpreted as summary statistics of the population of interest.

m3s015160: 15.(16)(Last 2 years)You have Chinese New Year dinner with:Married aunts(maternal)

Information [Type= discrete] [Format=numeric] [Range= 0-9] [Missing=*]

Statistics [NW/ W] [Valid=2551 /-] [Invalid=0 /-]

Value	Label	Cases	Percentage
0	(0)Not applicable	1010	39.6%
1	(1)Yes	95	3.7%
2	(2)No	1445	56.6%
7	(7)Don't know	0	
8	(8)Refuse to answer	1	0.0%
9	(9)missing	0	

Warning: these figures indicate the number of cases found in the data file. They cannot be interpreted as summary statistics of the population of interest.

m3s015170: 15.(17)(Last 2 years)You have Chinese New Year dinner with:Unmarried aunts(maternal)

Information [Type= discrete] [Format=numeric] [Range= 0-9] [Missing=*]

Statistics [NW/ W] [Valid=2551 /-] [Invalid=0 /-]

Value	Label	Cases	Percentage
0	(0)Not applicable	1010	39.6%
1	(1)Yes	28	1.1%
2	(2)No	1512	59.3%
7	(7)Don't know	0	
8	(8)Refuse to answer	1	0.0%
9	(9)missing	0	

Warning: these figures indicate the number of cases found in the data file. They cannot be interpreted as summary statistics of the population of interest.

# m3s015180: 15.(18)(Last 2 years)You have Chinese New Year dinner with:Married aunts(paternal)			
Information		[Type= discrete] [Format=numeric] [Range= 0-9] [Missing=*]	
Statistics [NW/ W]		[Valid=2551 /-] [Invalid=0 /-]	
Value	Label	Cases	Percentage
0	(0)Not applicable	1010	39.6%
1	(1)Yes	131	5.1%
2	(2)No	1409	55.2%
7	(7)Don't know	0	
8	(8)Refuse to answer	1	0.0%
9	(9)missing	0	
<i>Warning: these figures indicate the number of cases found in the data file. They cannot be interpreted as summary statistics of the population of interest.</i>			
# m3s015190: 15.(19)(Last 2 years)You have Chinese New Year dinner with:Unmarried aunts(paternal)			
Information		[Type= discrete] [Format=numeric] [Range= 0-9] [Missing=*]	
Statistics [NW/ W]		[Valid=2551 /-] [Invalid=0 /-]	
Value	Label	Cases	Percentage
0	(0)Not applicable	1010	39.6%
1	(1)Yes	47	1.8%
2	(2)No	1493	58.5%
7	(7)Don't know	0	
8	(8)Refuse to answer	1	0.0%
9	(9)missing	0	
<i>Warning: these figures indicate the number of cases found in the data file. They cannot be interpreted as summary statistics of the population of interest.</i>			
# m3s015200: 15.(20)(Last 2 years)You have Chinese New Year dinner with:Cousins(paternal)			
Information		[Type= discrete] [Format=numeric] [Range= 0-9] [Missing=*]	
Statistics [NW/ W]		[Valid=2551 /-] [Invalid=0 /-]	
Value	Label	Cases	Percentage
0	(0)Not applicable	1010	39.6%
1	(1)Yes	305	12.0%
2	(2)No	1235	48.4%
7	(7)Don't know	0	
8	(8)Refuse to answer	1	0.0%
9	(9)missing	0	
<i>Warning: these figures indicate the number of cases found in the data file. They cannot be interpreted as summary statistics of the population of interest.</i>			
# m3s015210: 15.(21)(Last 2 years)You have Chinese New Year dinner with:Cousins(maternal)			
Information		[Type= discrete] [Format=numeric] [Range= 0-9] [Missing=*]	
Statistics [NW/ W]		[Valid=2551 /-] [Invalid=0 /-]	
Value	Label	Cases	Percentage
0	(0)Not applicable	1010	39.6%
1	(1)Yes	237	9.3%
2	(2)No	1303	51.1%
7	(7)Don't know	0	
8	(8)Refuse to answer	1	0.0%
9	(9)missing	0	
<i>Warning: these figures indicate the number of cases found in the data file. They cannot be interpreted as summary statistics of the population of interest.</i>			

# m3s015220: 15.(22)(Last 2 years)You have Chinese New Year dinner with:Other relatives			
Information	[Type= discrete] [Format=numeric] [Range= 0-9] [Missing=*]		
Statistics [NW/ W]	[Valid=2551 /-] [Invalid=0 /-]		
Value	Label	Cases	Percentage
0	(0)Not applicable	1010	39.6%
1	(1)Yes	162	6.4%
2	(2)No	1378	54.0%
7	(7)Don't know	0	
8	(8)Refuse to answer	1	0.0%
9	(9)missing	0	
<i>Warning: these figures indicate the number of cases found in the data file. They cannot be interpreted as summary statistics of the population of interest.</i>			
# m3s015230: 15.(23)(Last 2 years)You have Chinese New Year dinner with:Friend			
Information	[Type= discrete] [Format=numeric] [Range= 0-9] [Missing=*]		
Statistics [NW/ W]	[Valid=2551 /-] [Invalid=0 /-]		
Value	Label	Cases	Percentage
0	(0)Not applicable	1010	39.6%
1	(1)Yes	54	2.1%
2	(2)No	1486	58.3%
7	(7)Don't know	0	
8	(8)Refuse to answer	1	0.0%
9	(9)missing	0	
<i>Warning: these figures indicate the number of cases found in the data file. They cannot be interpreted as summary statistics of the population of interest.</i>			
# m3s015240: 15.(24)(Last 2 years)You have Chinese New Year dinner with:Co-worker			
Information	[Type= discrete] [Format=numeric] [Range= 0-9] [Missing=*]		
Statistics [NW/ W]	[Valid=2551 /-] [Invalid=0 /-]		
Value	Label	Cases	Percentage
0	(0)Not applicable	1010	39.6%
1	(1)Yes	46	1.8%
2	(2)No	1494	58.6%
7	(7)Don't know	0	
8	(8)Refuse to answer	1	0.0%
9	(9)missing	0	
<i>Warning: these figures indicate the number of cases found in the data file. They cannot be interpreted as summary statistics of the population of interest.</i>			
# m3s015250: 15.(25)(Last 2 years)You have Chinese New Year dinner with:Boy/girlfriend			
Information	[Type= discrete] [Format=numeric] [Range= 0-9] [Missing=*]		
Statistics [NW/ W]	[Valid=2551 /-] [Invalid=0 /-]		
Value	Label	Cases	Percentage
0	(0)Not applicable	1010	39.6%
1	(1)Yes	68	2.7%
2	(2)No	1472	57.7%
7	(7)Don't know	0	
8	(8)Refuse to answer	1	0.0%
9	(9)missing	0	
<i>Warning: these figures indicate the number of cases found in the data file. They cannot be interpreted as summary statistics of the population of interest.</i>			

# m3s015260: 15.(26)(Last 2 years)You have Chinese New Year dinner with:Other person			
Information	[Type= discrete] [Format=numeric] [Range= 0-9] [Missing=*]		
Statistics [NW/ W]	[Valid=2551 /-] [Invalid=0 /-]		
Value	Label	Cases	Percentage
0	(0)Not applicable	1010	39.6%
1	(1)Yes	43	1.7%
2	(2)No	1497	58.7%
7	(7)Don't know	0	
8	(8)Refuse to answer	1	0.0%
9	(9)missing	0	
<i>Warning: these figures indicate the number of cases found in the data file. They cannot be interpreted as summary statistics of the population of interest.</i>			
# m3s016010: 16.(1)(Past year)Situations happened in your family:Ignore people (cold war)			
Information	[Type= discrete] [Format=numeric] [Range= 0-9] [Missing=*]		
Statistics [NW/ W]	[Valid=2551 /-] [Invalid=0 /-]		
Value	Label	Cases	Percentage
0	(0)N/A	1021	40.0%
1	(1)Yes	495	19.4%
2	(2)No	1034	40.5%
7	(7)Don't know	0	
8	(8)Refuse to answer	1	0.0%
9	(9)missing	0	
<i>Warning: these figures indicate the number of cases found in the data file. They cannot be interpreted as summary statistics of the population of interest.</i>			
# m3s016020: 16.(2)(Past year)Situations happened in your family:Quarrel/argue			
Information	[Type= discrete] [Format=numeric] [Range= 0-9] [Missing=*]		
Statistics [NW/ W]	[Valid=2551 /-] [Invalid=0 /-]		
Value	Label	Cases	Percentage
0	(0)N/A	1021	40.0%
1	(1)Yes	851	33.4%
2	(2)No	676	26.5%
7	(7)Don't know	0	
8	(8)Refuse to answer	1	0.0%
9	(9)missing	2	0.1%
<i>Warning: these figures indicate the number of cases found in the data file. They cannot be interpreted as summary statistics of the population of interest.</i>			
# m3s016030: 16.(3)(Past year)Situations happened in your family:Throw things or fight (hit people)			
Information	[Type= discrete] [Format=numeric] [Range= 0-9] [Missing=*]		
Statistics [NW/ W]	[Valid=2551 /-] [Invalid=0 /-]		
Value	Label	Cases	Percentage
0	(0)N/A	1021	40.0%
1	(1)Yes	19	0.7%
2	(2)No	1509	59.2%
7	(7)Don't know	0	
8	(8)Refuse to answer	1	0.0%
9	(9)missing	1	0.0%
<i>Warning: these figures indicate the number of cases found in the data file. They cannot be interpreted as summary statistics of the population of interest.</i>			

# m3s016040: 16.(4)(Past year)Situations happened in your family:Curse people with very bad words			
Information		[Type= discrete] [Format=numeric] [Range= 0-9] [Missing=*]	
Statistics [NW/ W]		[Valid=2551 /-] [Invalid=0 /-]	
Value	Label	Cases	Percentage
0	(0)N/A	1021	40.0%
1	(1)Yes	119	4.7%
2	(2)No	1409	55.2%
7	(7)Don't know	0	
8	(8)Refuse to answer	1	0.0%
9	(9)missing	1	0.0%
<i>Warning: these figures indicate the number of cases found in the data file. They cannot be interpreted as summary statistics of the population of interest.</i>			
# m3s016050: 16.(5)(Past year)Situations happened in your family:One side can make people nervous and scared			
Information		[Type= discrete] [Format=numeric] [Range= 0-9] [Missing=*]	
Statistics [NW/ W]		[Valid=2551 /-] [Invalid=0 /-]	
Value	Label	Cases	Percentage
0	(0)N/A	1021	40.0%
1	(1)Yes	170	6.7%
2	(2)No	1359	53.3%
7	(7)Don't know	0	
8	(8)Refuse to answer	1	0.0%
9	(9)missing	0	
<i>Warning: these figures indicate the number of cases found in the data file. They cannot be interpreted as summary statistics of the population of interest.</i>			
# m3s017000: 17.When do you want to get married?			
Information		[Type= discrete] [Format=numeric] [Range= 0-9] [Missing=*]	
Statistics [NW/ W]		[Valid=2551 /-] [Invalid=0 /-]	
Value	Label	Cases	Percentage
0	(0)Not applicable	1010	39.6%
1	(1)At__years	606	23.8%
2	(2)Don't want to get married	196	7.7%
3	(3)Haven't thought about it	737	28.9%
7	(7)Don't know	0	
8	(8)Refuse to answer	1	0.0%
9	(9)missing	1	0.0%
<i>Warning: these figures indicate the number of cases found in the data file. They cannot be interpreted as summary statistics of the population of interest.</i>			
# m3s01700a: 17.(1)When do you want to get married?At__years			
Information		[Type= discrete] [Format=numeric] [Range= 0-99] [Missing=*]	
Statistics [NW/ W]		[Valid=2551 /-] [Invalid=0 /-]	
Value	Label	Cases	Percentage
0	(0)Not applicable	1943	76.2%
20		1	0.0%
26		1	0.0%
28		3	0.1%
30		30	1.2%
31		45	1.8%

m3s01700a: 17.(1)When do you want to get married?At ___years

Value	Label	Cases	Percentage
32		115	4.5%
33		102	4.0%
34		33	1.3%
35		249	9.8%
36		14	0.5%
37		5	0.2%
38		1	0.0%
40		4	0.2%
60		1	0.0%
97	(97)Don't know	2	0.1%
98	(98)Refuse to answer	1	0.0%
99	(99)missing	1	0.0%

Warning: these figures indicate the number of cases found in the data file. They cannot be interpreted as summary statistics of the population of interest.

m3s017a11: 17a-1.What is the main reason you haven't gotten married?(option 1)

Information	[Type= discrete] [Format=numeric] [Range= 0-99] [Missing=*]
Statistics [NW/ W]	[Valid=2551 /-] [Invalid=0 /-]

Value	Label	Cases	Percentage
0	(0)Not applicable	1206	47.3%
1	(01)Economic capacity is not enough	651	25.5%
2	(02)Haven't met the right person	410	16.1%
3	(03)Lack channels to meet friends	12	0.5%
4	(04)No time for friends	16	0.6%
5	(05)Work development is a priority	116	4.5%
6	(06)Bad environment or uncertain about the future	39	1.5%
7	(07)Parental care, parents oppose, other family factors	2	0.1%
8	(08)Partner doesn't want to get married	14	0.5%
9	(09)Other	80	3.1%
97	(97)Don't know	0	
98	(98)Refuse to answer	2	0.1%
99	(99)missing	3	0.1%

Warning: these figures indicate the number of cases found in the data file. They cannot be interpreted as summary statistics of the population of interest.

m3s017a12: 17a-1.What is the main reason you haven't gotten married?(option 2)

Information	[Type= discrete] [Format=numeric] [Range= 0-99] [Missing=*]
Statistics [NW/ W]	[Valid=2551 /-] [Invalid=0 /-]

Value	Label	Cases	Percentage
0	(0)Not applicable	1593	62.4%
1	(01)Economic capacity is not enough	0	
2	(02)Haven't met the right person	269	10.5%
3	(03)Lack channels to meet friends	136	5.3%
4	(04)No time for friends	60	2.4%
5	(05)Work development is a priority	265	10.4%
6	(06)Bad environment or uncertain about the future	177	6.9%
7	(07)Parental care, parents oppose, other family factors	15	0.6%
8	(08)Partner doesn't want to get married	13	0.5%

m3s017a12: 17a-1.What is the main reason you haven't gotten married?(option 2)

Value	Label	Cases	Percentage
9	(09)Other	18	0.7%
97	(97)Don't know	0	
98	(98)Refuse to answer	2	0.1%
99	(99)missing	3	0.1%

Warning: these figures indicate the number of cases found in the data file. They cannot be interpreted as summary statistics of the population of interest.

m3s017a13: 17a-1.What is the main reason you haven't gotten married?(option 3)

Information	[Type= discrete] [Format=numeric] [Range= 0-99] [Missing=*]
Statistics [NW/ W]	[Valid=2551 /-] [Invalid=0 /-]

Value	Label	Cases	Percentage
0	(0)Not applicable	2032	79.7%
1	(01)Economic capacity is not enough	0	
2	(02)Haven't met the right person	1	0.0%
3	(03)Lack channels to meet friends	49	1.9%
4	(04)No time for friends	46	1.8%
5	(05)Work development is a priority	115	4.5%
6	(06)Bad environment or uncertain about the future	222	8.7%
7	(07)Parental care, parents oppose, other family factors	27	1.1%
8	(08)Partner doesn't want to get married	21	0.8%
9	(09)Other	33	1.3%
97	(97)Don't know	0	
98	(98)Refuse to answer	2	0.1%
99	(99)missing	3	0.1%

Warning: these figures indicate the number of cases found in the data file. They cannot be interpreted as summary statistics of the population of interest.

m3s017a20: 17a-2.Among these reasons, which reason is the most important?

Information	[Type= discrete] [Format=numeric] [Range= 0-99] [Missing=*]
Statistics [NW/ W]	[Valid=2551 /-] [Invalid=0 /-]

Value	Label	Cases	Percentage
0	(0)Not applicable	1206	47.3%
1	(01)Economic capacity is not enough	325	12.7%
2	(02)Haven't met the right person	433	17.0%
3	(03)Lack channels to meet friends	42	1.6%
4	(04)No time for friends	21	0.8%
5	(05)Work development is a priority	197	7.7%
6	(06)Bad environment or uncertain about the future	166	6.5%
7	(07)Parental care, parents oppose, other family factors	17	0.7%
8	(08)Partner doesn't want to get married	29	1.1%
9	(09)Other	106	4.2%
97	(97)Don't know	0	
98	(98)Refuse to answer	2	0.1%
99	(99)missing	7	0.3%

Warning: these figures indicate the number of cases found in the data file. They cannot be interpreted as summary statistics of the population of interest.

m3s017b11: 17b-1.What is the main reason you don't want to get married?(option 1)

Information	[Type= discrete] [Format=numeric] [Range= 0-99] [Missing=*]
--------------------	---

m3s017b11: 17b-1.What is the main reason you don't want to get married?(option 1)

Statistics [NW/ W] [Valid=2551 /-] [Invalid=0 /-]

Value	Label	Cases	Percentage
0	(0)Not applicable	2353	92.2%
1	(01)Economic capacity is not enough	72	2.8%
2	(02)No faith toward marriage	47	1.8%
3	(03)Work development is a priority	21	0.8%
4	(04)Bad environment or uncertain about the future	18	0.7%
5	(05)Need to take care of parents or family members	4	0.2%
6	(06)Enjoy the single lifestyle	27	1.1%
7	(07)Other	6	0.2%
97	(97)Don't know	0	
98	(98)Refuse to answer	1	0.0%
99	(99)missing	2	0.1%

Warning: these figures indicate the number of cases found in the data file. They cannot be interpreted as summary statistics of the population of interest.

m3s017b12: 17b-1.What is the main reason you don't want to get married?(option 2)

Information [Type= discrete] [Format=numeric] [Range= 0-99] [Missing=*]

Statistics [NW/ W] [Valid=2551 /-] [Invalid=0 /-]

Value	Label	Cases	Percentage
0	(0)Not applicable	2397	94.0%
1	(01)Economic capacity is not enough	0	
2	(02)No faith toward marriage	35	1.4%
3	(03)Work development is a priority	26	1.0%
4	(04)Bad environment or uncertain about the future	33	1.3%
5	(05)Need to take care of parents or family members	20	0.8%
6	(06)Enjoy the single lifestyle	33	1.3%
7	(07)Other	4	0.2%
97	(97)Don't know	0	
98	(98)Refuse to answer	1	0.0%
99	(99)missing	2	0.1%

Warning: these figures indicate the number of cases found in the data file. They cannot be interpreted as summary statistics of the population of interest.

m3s017b13: 17b-1.What is the main reason you don't want to get married?(option 3)

Information	[Type= discrete] [Format=numeric] [Range= 0-99] [Missing=*]
Statistics [NW/ W]	[Valid=2551 /-] [Invalid=0 /-]

Value	Label	Cases	Percentage
0	(0)Not applicable	2438	95.6%
1	(01)Economic capacity is not enough	0	
2	(02)No faith toward marriage	0	
3	(03)Work development is a priority	4	0.2%
4	(04)Bad environment or uncertain about the future	25	1.0%
5	(05)Need to take care of parents or family members	13	0.5%
6	(06)Enjoy the single lifestyle	61	2.4%
7	(07)Other	7	0.3%
97	(97)Don't know	0	
98	(98)Refuse to answer	1	0.0%
99	(99)missing	2	0.1%

Warning: these figures indicate the number of cases found in the data file. They cannot be interpreted as summary statistics of the population of interest.

m3s017b20: 17b-2.Among these reasons, which reasonisthe most important?

Information	[Type= discrete] [Format=numeric] [Range= 0-99] [Missing=*]
Statistics [NW/ W]	[Valid=2551 /-] [Invalid=0 /-]

Value	Label	Cases	Percentage
0	(0)Not applicable	2353	92.2%
1	(01)Economic capacity is not enough	29	1.1%
2	(02)No faith toward marriage	26	1.0%
3	(03)Work development is a priority	18	0.7%
4	(04)Bad environment or uncertain about the future	30	1.2%
5	(05)Need to take care of parents or family members	12	0.5%
6	(06)Enjoy the single lifestyle	69	2.7%
7	(07)Other	11	0.4%
97	(97)Don't know	0	
98	(98)Refuse to answer	1	0.0%
99	(99)missing	2	0.1%

Warning: these figures indicate the number of cases found in the data file. They cannot be interpreted as summary statistics of the population of interest.

m3s018010: 18.(1)Are you satisfied with the following relationships?You and your father

Information	[Type= discrete] [Format=numeric] [Range= 0-9] [Missing=*]
Statistics [NW/ W]	[Valid=2551 /-] [Invalid=0 /-]

Value	Label	Cases	Percentage
0	(0)N/A	1208	47.4%
1	(1)Very Satisfied	339	13.3%
2	(2)Pretty Satisfied	821	32.2%
3	(3)Not really Satisfied	139	5.4%
4	(4)Not satisfied at all	42	1.6%
7	(7)Don't know	1	0.0%
8	(8)Refuse to answer	1	0.0%
9	(9)missing	0	

Warning: these figures indicate the number of cases found in the data file. They cannot be interpreted as summary statistics of the population of interest.

# m3s018020: 18.(2)Are you satisfied with the following relationships?You and your mother			
Information		[Type= discrete] [Format=numeric] [Range= 0-9] [Missing=*]	
Statistics [NW/ W]		[Valid=2551 /-] [Invalid=0 /-]	
Value	Label	Cases	Percentage
0	(0)N/A	1081	42.4%
1	(1)Very Satisfied	518	20.3%
2	(2)Pretty Satisfied	860	33.7%
3	(3)Not really Satisfied	74	2.9%
4	(4)Not satisfied at all	14	0.5%
7	(7)Don't know	1	0.0%
8	(8)Refuse to answer	1	0.0%
9	(9)missing	2	0.1%
<i>Warning: these figures indicate the number of cases found in the data file. They cannot be interpreted as summary statistics of the population of interest.</i>			
# m3s018030: 18.(3)Are you satisfied with the following relationships?Your parents			
Information		[Type= discrete] [Format=numeric] [Range= 0-9] [Missing=*]	
Statistics [NW/ W]		[Valid=2551 /-] [Invalid=0 /-]	
Value	Label	Cases	Percentage
0	(0)N/A	1238	48.5%
1	(1)Very Satisfied	355	13.9%
2	(2)Pretty Satisfied	738	28.9%
3	(3)Not really Satisfied	161	6.3%
4	(4)Not satisfied at all	51	2.0%
7	(7)Don't know	4	0.2%
8	(8)Refuse to answer	1	0.0%
9	(9)missing	3	0.1%
<i>Warning: these figures indicate the number of cases found in the data file. They cannot be interpreted as summary statistics of the population of interest.</i>			
# m3s018040: 18.(4)Are you satisfied with the following relationships?You and your siblings			
Information		[Type= discrete] [Format=numeric] [Range= 0-9] [Missing=*]	
Statistics [NW/ W]		[Valid=2551 /-] [Invalid=0 /-]	
Value	Label	Cases	Percentage
0	(0)N/A	1077	42.2%
1	(1)Very Satisfied	453	17.8%
2	(2)Pretty Satisfied	879	34.5%
3	(3)Not really Satisfied	120	4.7%
4	(4)Not satisfied at all	19	0.7%
7	(7)Don't know	1	0.0%
8	(8)Refuse to answer	2	0.1%
9	(9)missing	0	
<i>Warning: these figures indicate the number of cases found in the data file. They cannot be interpreted as summary statistics of the population of interest.</i>			
# m3s019000: 19.Do you have a house under your name?			
Information		[Type= discrete] [Format=numeric] [Range= 0-9] [Missing=*]	
Statistics [NW/ W]		[Valid=2551 /-] [Invalid=0 /-]	
Value	Label	Cases	Percentage
0	(0)Not applicable	1010	39.6%

# m3s019000: 19.Do you have a house under your name?			
Value	Label	Cases	Percentage
1	(1)No	1317	51.6%
2	(2)Yes	223	8.7%
7	(7)Don't know	0	
8	(8)Refuse to answer	1	0.0%
9	(9)missing	0	
<i>Warning: these figures indicate the number of cases found in the data file. They cannot be interpreted as summary statistics of the population of interest.</i>			
# m3s019001: 19.(2)Yes, I have ___ rooms/homes			
Information	[Type= discrete] [Format=numeric] [Range= 0-99] [Missing=*]		
Statistics [NW/ W]	[Valid=2551 /-] [Invalid=0 /-]		
Value	Label	Cases	Percentage
0	(0)Not applicable	2327	91.2%
1		208	8.2%
2		14	0.5%
5		1	0.0%
97	(97)Don't know	0	
98	(98)Refuse to answer	1	0.0%
99	(99)missing	0	
<i>Warning: these figures indicate the number of cases found in the data file. They cannot be interpreted as summary statistics of the population of interest.</i>			
# m3s019010: 19-1.Did your parents pay for it?			
Information	[Type= discrete] [Format=numeric] [Range= 0-9] [Missing=*]		
Statistics [NW/ W]	[Valid=2551 /-] [Invalid=0 /-]		
Value	Label	Cases	Percentage
0	(0)Not applicable	2327	91.2%
1	(1)All of it	59	2.3%
2	(2)Most of it	49	1.9%
3	(3)Half	31	1.2%
4	(4)A little of it	31	1.2%
5	(5)No	35	1.4%
6	(6)Other	18	0.7%
7	(7)Don't know	0	
8	(8)Refuse to answer	1	0.0%
9	(9)missing	0	
<i>Warning: these figures indicate the number of cases found in the data file. They cannot be interpreted as summary statistics of the population of interest.</i>			
# m3s020000: 20.When do you want to buy a house?			
Information	[Type= discrete] [Format=numeric] [Range= 0-9] [Missing=*]		
Statistics [NW/ W]	[Valid=2551 /-] [Invalid=0 /-]		
Value	Label	Cases	Percentage
0	(0)Not applicable	1235	48.4%
1	(1)At age___	457	17.9%
2	(2)Don't want to buy a house	169	6.6%
3	(3)Haven't thought about it	687	26.9%
7	(7)Don't know	2	0.1%
8	(8)Refuse to answer	1	0.0%

# m3s020000: 20.When do you want to buy a house?			
Value	Label	Cases	Percentage
9	(9)missing	0	
<i>Warning: these figures indicate the number of cases found in the data file. They cannot be interpreted as summary statistics of the population of interest.</i>			
# m3s020001: 20.(1)At age____			
Information	[Type= discrete] [Format=numeric] [Range= 0-99] [Missing=*]		
Statistics [NW/ W]	[Valid=2551 /-] [Invalid=0 /-]		
Value	Label	Cases	Percentage
0	(00)Not applicable	2091	82.0%
30		7	0.3%
31		6	0.2%
32		24	0.9%
33		20	0.8%
34		10	0.4%
35		194	7.6%
36		24	0.9%
37		9	0.4%
38		16	0.6%
39		2	0.1%
40		113	4.4%
45		15	0.6%
50		6	0.2%
60		1	0.0%
65		1	0.0%
97	(97)Don't know	11	0.4%
98	(98)Refuse to answer	1	0.0%
99	(99)missing	0	
<i>Warning: these figures indicate the number of cases found in the data file. They cannot be interpreted as summary statistics of the population of interest.</i>			
# m3s021000: 21.When do you want to have children?			
Information	[Type= discrete] [Format=numeric] [Range= 0-9] [Missing=*]		
Statistics [NW/ W]	[Valid=2551 /-] [Invalid=0 /-]		
Value	Label	Cases	Percentage
0	(0)Not applicable	1010	39.6%
1	(1)At age____	482	18.9%
2	(2)Don't want to thave children	232	9.1%
3	(3)Haven't thought about it	817	32.0%
4	(4)Already had children	7	0.3%
7	(7)Don't know	1	0.0%
8	(8)Refuse to answer	1	0.0%
9	(9)missing	1	0.0%
<i>Warning: these figures indicate the number of cases found in the data file. They cannot be interpreted as summary statistics of the population of interest.</i>			
# m3s021001: 21.(1)At age____			
Information	[Type= discrete] [Format=numeric] [Range= 0-99] [Missing=*]		
Statistics [NW/ W]	[Valid=2551 /-] [Invalid=0 /-]		

m3s021001: 21.(1)At age____

Value	Label	Cases	Percentage
0	(0)Not applicable	2060	80.8%
18		1	0.0%
21		1	0.0%
26		2	0.1%
27		2	0.1%
28		3	0.1%
30		12	0.5%
31		8	0.3%
32		45	1.8%
33		74	2.9%
34		48	1.9%
35		200	7.8%
36		53	2.1%
37		8	0.3%
38		11	0.4%
40		18	0.7%
97	(97)Don't know	2	0.1%
98	(98)Refuse to answer	1	0.0%
99	(99)missing	2	0.1%

Warning: these figures indicate the number of cases found in the data file. They cannot be interpreted as summary statistics of the population of interest.

m3s022001: 22.How many siblings do you have?Older brother(s)

Information	[Type= discrete] [Format=numeric] [Range= 0-9] [Missing=*]
Statistics [NW/ W]	[Valid=2551 /-] [Invalid=0 /-]

Value	Label	Cases	Percentage
0	(0)Skip	2216	86.9%
1		278	10.9%
2		49	1.9%
3		6	0.2%
4		1	0.0%
7	(7)Don't know	0	
8	(8)Refuse to answer	0	
9	(9)missing	1	0.0%

Warning: these figures indicate the number of cases found in the data file. They cannot be interpreted as summary statistics of the population of interest.

m3s022002: 22.How many siblings do you have?Older sister(s)

Information	[Type= discrete] [Format=numeric] [Range= 0-9] [Missing=*]
Statistics [NW/ W]	[Valid=2551 /-] [Invalid=0 /-]

Value	Label	Cases	Percentage
0	(0)Skip	2168	85.0%
1		261	10.2%
2		93	3.6%
3		22	0.9%
4		5	0.2%
5		1	0.0%

m3s022002: 22.How many siblings do you have?Older sister(s)

Value	Label	Cases	Percentage
7	(7)Don't know	0	
8	(8)Refuse to answer	0	
9	(9)missing	1	0.0%

Warning: these figures indicate the number of cases found in the data file. They cannot be interpreted as summary statistics of the population of interest.

m3s022003: 22.How many siblings do you have?younger brother(s)

Information	[Type= discrete] [Format=numeric] [Range= 0-9] [Missing=*]
Statistics [NW/ W]	[Valid=2551 /-] [Invalid=0 /-]

Value	Label	Cases	Percentage
0	(0)Skip	2147	84.2%
1		351	13.8%
2		49	1.9%
3		2	0.1%
4		1	0.0%
7	(7)Don't know	0	
8	(8)Refuse to answer	0	
9	(9)missing	1	0.0%

Warning: these figures indicate the number of cases found in the data file. They cannot be interpreted as summary statistics of the population of interest.

m3s022004: 22.How many siblings do you have?younger sister(s)

Information	[Type= discrete] [Format=numeric] [Range= 0-9] [Missing=*]
Statistics [NW/ W]	[Valid=2551 /-] [Invalid=0 /-]

Value	Label	Cases	Percentage
0	(0)Skip	2207	86.5%
1		284	11.1%
2		46	1.8%
3		6	0.2%
4		6	0.2%
5		1	0.0%
7	(7)Don't know	0	
8	(8)Refuse to answer	0	
9	(9)missing	1	0.0%

Warning: these figures indicate the number of cases found in the data file. They cannot be interpreted as summary statistics of the population of interest.

m3s023000_urban: 23. Your current residence

Information	[Type= discrete] [Format=numeric] [Range= 0-99] [Missing=*]
Statistics [NW/ W]	[Valid=1009 /-] [Invalid=1542 /-]

Value	Label	Cases	Percentage
0	0.Skip	0	
1	1.Metropolitan core	329	32.6%
2	2.Industrialized township	324	32.1%
3	3.Newly developed township	225	22.3%
4	4.Traditional industry borough	20	2.0%
5	5.Less developed Township	67	6.6%
6	6.Aging borough	11	1.1%
7	7.Remote borough	2	0.2%

m3s023000_urban: 23. Your current residence

Value	Label	Cases	Percentage
8	8.Not enough information and Others	31	3.1%
97	97.Don't know	0	
98	98.Refuse to answer	0	
99	99.missing	0	
Sysmiss		1542	

Warning: these figures indicate the number of cases found in the data file. They cannot be interpreted as summary statistics of the population of interest.

m3s024000: 24.Number of family members who currently live with you (includes yourself)

Information	[Type= discrete] [Format=numeric] [Range= 0-99] [Missing=*]
--------------------	---

Statistics [NW/ W]	[Valid=2551 /-] [Invalid=0 /-]
---------------------------	--------------------------------

Value	Label	Cases	Percentage
0	(0)Skip	1541	60.4%
1		32	1.3%
2		206	8.1%
3		190	7.4%
4		195	7.6%
5		143	5.6%
6		99	3.9%
7		64	2.5%
8		34	1.3%
9		19	0.7%
10		15	0.6%
11		10	0.4%
12		1	0.0%
13		2	0.1%
97	(97)Don't know	0	
98	(98)Refuse to answer	0	
99	(99)missing	0	

Warning: these figures indicate the number of cases found in the data file. They cannot be interpreted as summary statistics of the population of interest.

m3s025010: 25.(01)Family members you currently live with:Biological father

Information	[Type= discrete] [Format=numeric] [Range= 0-9] [Missing=*]
--------------------	--

Statistics [NW/ W]	[Valid=2551 /-] [Invalid=0 /-]
---------------------------	--------------------------------

Value	Label	Cases	Percentage
0	(0)Skip	1573	61.7%
1	(1)Yes	233	9.1%
2	(2)No	745	29.2%
7	(7)Don't know	0	
8	(8)Refuse to answer	0	
9	(9)missing	0	

Warning: these figures indicate the number of cases found in the data file. They cannot be interpreted as summary statistics of the population of interest.

m3s025020: 25.(02)Family members you currently live with:Stepfather

Information	[Type= discrete] [Format=numeric] [Range= 0-9] [Missing=*]
--------------------	--

Statistics [NW/ W]	[Valid=2551 /-] [Invalid=0 /-]
---------------------------	--------------------------------

# m3s025020: 25.(02)Family members you currently live with:Stepfather			
Value	Label	Cases	Percentage
0	(0)Skip	1573	61.7%
1	(1)Yes	0	
2	(2)No	978	38.3%
7	(7)Don't know	0	
8	(8)Refuse to answer	0	
9	(9)missing	0	
<i>Warning: these figures indicate the number of cases found in the data file. They cannot be interpreted as summary statistics of the population of interest.</i>			
# m3s025030: 25.(03)Family members you currently live with:Adoptive father			
Information		[Type= discrete] [Format=numeric] [Range= 0-9] [Missing=*]	
Statistics [NW/ W]		[Valid=2551 /-] [Invalid=0 /-]	
Value	Label	Cases	Percentage
0	(0)Skip	1573	61.7%
1	(1)Yes	2	0.1%
2	(2)No	976	38.3%
7	(7)Don't know	0	
8	(8)Refuse to answer	0	
9	(9)missing	0	
<i>Warning: these figures indicate the number of cases found in the data file. They cannot be interpreted as summary statistics of the population of interest.</i>			
# m3s025040: 25.(04)Family members you currently live with:Biological mother			
Information		[Type= discrete] [Format=numeric] [Range= 0-9] [Missing=*]	
Statistics [NW/ W]		[Valid=2551 /-] [Invalid=0 /-]	
Value	Label	Cases	Percentage
0	(0)Skip	1573	61.7%
1	(1)Yes	282	11.1%
2	(2)No	696	27.3%
7	(7)Don't know	0	
8	(8)Refuse to answer	0	
9	(9)missing	0	
<i>Warning: these figures indicate the number of cases found in the data file. They cannot be interpreted as summary statistics of the population of interest.</i>			
# m3s025050: 25.(05)Family members you currently live with:Stepmother			
Information		[Type= discrete] [Format=numeric] [Range= 0-9] [Missing=*]	
Statistics [NW/ W]		[Valid=2551 /-] [Invalid=0 /-]	
Value	Label	Cases	Percentage
0	(0)Skip	1573	61.7%
1	(1)Yes	2	0.1%
2	(2)No	976	38.3%
7	(7)Don't know	0	
8	(8)Refuse to answer	0	
9	(9)missing	0	
<i>Warning: these figures indicate the number of cases found in the data file. They cannot be interpreted as summary statistics of the population of interest.</i>			
# m3s025060: 25.(06)Family members you currently live with:Adoptive mother			
Information		[Type= discrete] [Format=numeric] [Range= 0-9] [Missing=*]	

m3s025060: 25.(06)Family members you currently live with:Adoptive mother

Statistics [NW/ W] [Valid=2551 /-] [Invalid=0 /-]

Value	Label	Cases	Percentage
0	(0)Skip	1573	61.7%
1	(1)Yes	1	0.0%
2	(2)No	977	38.3%
7	(7)Don't know	0	
8	(8)Refuse to answer	0	
9	(9)missing	0	

Warning: these figures indicate the number of cases found in the data file. They cannot be interpreted as summary statistics of the population of interest.

m3s025070: 25.(07)Family members you currently live with:Spouse

Information [Type= discrete] [Format=numeric] [Range= 0-9] [Missing=*]

Statistics [NW/ W] [Valid=2551 /-] [Invalid=0 /-]

Value	Label	Cases	Percentage
0	(0)Skip	1573	61.7%
1	(1)Yes	898	35.2%
2	(2)No	80	3.1%
7	(7)Don't know	0	
8	(8)Refuse to answer	0	
9	(9)missing	0	

Warning: these figures indicate the number of cases found in the data file. They cannot be interpreted as summary statistics of the population of interest.

m3s025080: 25.(08)Family members you currently live with:Spouse's father

Information [Type= discrete] [Format=numeric] [Range= 0-9] [Missing=*]

Statistics [NW/ W] [Valid=2551 /-] [Invalid=0 /-]

Value	Label	Cases	Percentage
0	(0)Skip	1573	61.7%
1	(1)Yes	126	4.9%
2	(2)No	852	33.4%
7	(7)Don't know	0	
8	(8)Refuse to answer	0	
9	(9)missing	0	

Warning: these figures indicate the number of cases found in the data file. They cannot be interpreted as summary statistics of the population of interest.

m3s025090: 25.(09)Family members you currently live with:Spouse's mother

Information [Type= discrete] [Format=numeric] [Range= 0-9] [Missing=*]

Statistics [NW/ W] [Valid=2551 /-] [Invalid=0 /-]

Value	Label	Cases	Percentage
0	(0)Skip	1573	61.7%
1	(1)Yes	159	6.2%
2	(2)No	819	32.1%
7	(7)Don't know	0	
8	(8)Refuse to answer	0	
9	(9)missing	0	

Warning: these figures indicate the number of cases found in the data file. They cannot be interpreted as summary statistics of the population of interest.

# m3s025100: 25.(10)Family members you currently live with:Sons			
Information		[Type= discrete] [Format=numeric] [Range= 0-9] [Missing=*]	
Statistics [NW/ W]		[Valid=2551 /-] [Invalid=0 /-]	
Value	Label	Cases	Percentage
0	(0)Skip	1573	61.7%
1	(1)Yes	386	15.1%
2	(2)No	592	23.2%
7	(7)Don't know	0	
8	(8)Refuse to answer	0	
9	(9)missing	0	
<i>Warning: these figures indicate the number of cases found in the data file. They cannot be interpreted as summary statistics of the population of interest.</i>			
# m3s025101: 25.(10)Family members you currently live with: ___Sons			
Information		[Type= discrete] [Format=numeric] [Range= 0-9] [Missing=*]	
Statistics [NW/ W]		[Valid=2551 /-] [Invalid=0 /-]	
Value	Label	Cases	Percentage
0	0.Skip	2165	84.9%
1		307	12.0%
2		71	2.8%
3		8	0.3%
7	7.Don't know	0	
8	8.Refuse to answer	0	
9	9.missing	0	
<i>Warning: these figures indicate the number of cases found in the data file. They cannot be interpreted as summary statistics of the population of interest.</i>			
# m3s025110: 25.(11)Family members you currently live with:Daughters			
Information		[Type= discrete] [Format=numeric] [Range= 0-9] [Missing=*]	
Statistics [NW/ W]		[Valid=2551 /-] [Invalid=0 /-]	
Value	Label	Cases	Percentage
0	(0)Skip	1573	61.7%
1	(1)Yes	373	14.6%
2	(2)No	605	23.7%
7	(7)Don't know	0	
8	(8)Refuse to answer	0	
9	(9)missing	0	
<i>Warning: these figures indicate the number of cases found in the data file. They cannot be interpreted as summary statistics of the population of interest.</i>			
# m3s025111: 25.(11)Family members you currently live with: ___ Daughters			
Information		[Type= discrete] [Format=numeric] [Range= 0-9] [Missing=*]	
Statistics [NW/ W]		[Valid=2551 /-] [Invalid=0 /-]	
Value	Label	Cases	Percentage
0	0.Skip	2178	85.4%
1		299	11.7%
2		68	2.7%
3		6	0.2%
7	7.Don't know	0	
8	8.Refuse to answer	0	

# m3s025111: 25.(11)Family members you currently live with: ___ Daughters			
Value	Label	Cases	Percentage
9	9.missing	0	
<i>Warning: these figures indicate the number of cases found in the data file. They cannot be interpreted as summary statistics of the population of interest.</i>			
# m3s025120: 25.(12)Family members you currently live with:Older brothers			
Information		[Type= discrete] [Format=numeric] [Range= 0-9] [Missing=*]	
Statistics [NW/ W]		[Valid=2551 /-] [Invalid=0 /-]	
Value	Label	Cases	Percentage
0	(0)Skip	1574	61.7%
1	(1)Yes	57	2.2%
2	(2)No	920	36.1%
7	(7)Don't know	0	
8	(8)Refuse to answer	0	
9	(9)missing	0	
<i>Warning: these figures indicate the number of cases found in the data file. They cannot be interpreted as summary statistics of the population of interest.</i>			
# m3s02512a: 25.(12)Family members you currently live with: ___ Older brothers			
Information		[Type= discrete] [Format=numeric] [Range= 0-9] [Missing=*]	
Statistics [NW/ W]		[Valid=2551 /-] [Invalid=0 /-]	
Value	Label	Cases	Percentage
0	0.Skip	2494	97.8%
1		54	2.1%
2		3	0.1%
7	7.Don't know	0	
8	8.Refuse to answer	0	
9	9.missing	0	
<i>Warning: these figures indicate the number of cases found in the data file. They cannot be interpreted as summary statistics of the population of interest.</i>			
# m3s02512b: 25.(12)Family members you currently live with:Older brothers(___married)			
Information		[Type= discrete] [Format=numeric] [Range= 0-9] [Missing=*]	
Statistics [NW/ W]		[Valid=2551 /-] [Invalid=0 /-]	
Value	Label	Cases	Percentage
0	0.Skip	2523	98.9%
1		26	1.0%
2		2	0.1%
7	7.Don't know	0	
8	8.Refuse to answer	0	
9	9.missing	0	
<i>Warning: these figures indicate the number of cases found in the data file. They cannot be interpreted as summary statistics of the population of interest.</i>			
# m3s025130: 25.(13)Family members you currently live with:Older sisters			
Information		[Type= discrete] [Format=numeric] [Range= 0-9] [Missing=*]	
Statistics [NW/ W]		[Valid=2551 /-] [Invalid=0 /-]	
Value	Label	Cases	Percentage
0	(0)Skip	1574	61.7%
1	(1)Yes	39	1.5%
2	(2)No	938	36.8%

# m3s025130: 25.(13)Family members you currently live with:Older sisters			
Value	Label	Cases	Percentage
7	(7)Don't know	0	
8	(8)Refuse to answer	0	
9	(9)missing	0	
<i>Warning: these figures indicate the number of cases found in the data file. They cannot be interpreted as summary statistics of the population of interest.</i>			
# m3s025131: 25.(13)Family members you currently live with: __ Older sisters			
Information	[Type= discrete] [Format=numeric] [Range= 0-9] [Missing=*]		
Statistics [NW/ W]	[Valid=2551 /-] [Invalid=0 /-]		
Value	Label	Cases	Percentage
0	0.Skip	2512	98.5%
1		38	1.5%
2		1	0.0%
7	7.Don't know	0	
8	8.Refuse to answer	0	
9	9.missing	0	
<i>Warning: these figures indicate the number of cases found in the data file. They cannot be interpreted as summary statistics of the population of interest.</i>			
# m3s025132: 25.(13)Family members you currently live with:Older sisters(__ married)			
Information	[Type= discrete] [Format=numeric] [Range= 0-9] [Missing=*]		
Statistics [NW/ W]	[Valid=2551 /-] [Invalid=0 /-]		
Value	Label	Cases	Percentage
0	0.Skip	2541	99.6%
1		10	0.4%
7	7.Don't know	0	
8	8.Refuse to answer	0	
9	9.missing	0	
<i>Warning: these figures indicate the number of cases found in the data file. They cannot be interpreted as summary statistics of the population of interest.</i>			
# m3s025140: 25.(14)Family members you currently live with:Younger brothers			
Information	[Type= discrete] [Format=numeric] [Range= 0-9] [Missing=*]		
Statistics [NW/ W]	[Valid=2551 /-] [Invalid=0 /-]		
Value	Label	Cases	Percentage
0	(0)Skip	1574	61.7%
1	(1)Yes	76	3.0%
2	(2)No	901	35.3%
7	(7)Don't know	0	
8	(8)Refuse to answer	0	
9	(9)missing	0	
<i>Warning: these figures indicate the number of cases found in the data file. They cannot be interpreted as summary statistics of the population of interest.</i>			
# m3s025141: 25.(14)Family members you currently live with: __ Younger brothers			
Information	[Type= discrete] [Format=numeric] [Range= 0-9] [Missing=*]		
Statistics [NW/ W]	[Valid=2551 /-] [Invalid=0 /-]		
Value	Label	Cases	Percentage
0	0.Skip	2475	97.0%
1		62	2.4%

# m3s025141: 25.(14)Family members you currently live with:___ Younger brothers			
Value	Label	Cases	Percentage
2		14	0.5%
7	7.Don't know	0	
8	8.Refuse to answer	0	
9	9.missing	0	
<i>Warning: these figures indicate the number of cases found in the data file. They cannot be interpreted as summary statistics of the population of interest.</i>			
# m3s025142: 25.(14)Family members you currently live with:Younger brothers(___married)			
Information	[Type= discrete] [Format=numeric] [Range= 0-9] [Missing=*]		
Statistics [NW/ W]	[Valid=2551 /-] [Invalid=0 /-]		
Value	Label	Cases	Percentage
0	0.Skip	2536	99.4%
1		15	0.6%
7	7.Don't know	0	
8	8.Refuse to answer	0	
9	9.missing	0	
<i>Warning: these figures indicate the number of cases found in the data file. They cannot be interpreted as summary statistics of the population of interest.</i>			
# m3s025150: 25.(15)Family members you currently live with:Younger sisters			
Information	[Type= discrete] [Format=numeric] [Range= 0-9] [Missing=*]		
Statistics [NW/ W]	[Valid=2551 /-] [Invalid=0 /-]		
Value	Label	Cases	Percentage
0	(0)Skip	1574	61.7%
1	(1)Yes	57	2.2%
2	(2)No	920	36.1%
7	(7)Don't know	0	
8	(8)Refuse to answer	0	
9	(9)missing	0	
<i>Warning: these figures indicate the number of cases found in the data file. They cannot be interpreted as summary statistics of the population of interest.</i>			
# m3s025151: 25.(15)Family members you currently live with:___ Younger sisters			
Information	[Type= discrete] [Format=numeric] [Range= 0-9] [Missing=*]		
Statistics [NW/ W]	[Valid=2551 /-] [Invalid=0 /-]		
Value	Label	Cases	Percentage
0	0.Skip	2494	97.8%
1		50	2.0%
2		6	0.2%
3		1	0.0%
7	7.Don't know	0	
8	8.Refuse to answer	0	
9	9.missing	0	
<i>Warning: these figures indicate the number of cases found in the data file. They cannot be interpreted as summary statistics of the population of interest.</i>			
# m3s025152: 25.(15)Family members you currently live with:Younger sisters(___married)			
Information	[Type= discrete] [Format=numeric] [Range= 0-9] [Missing=*]		
Statistics [NW/ W]	[Valid=2551 /-] [Invalid=0 /-]		

m3s025152: 25.(15)Family members you currently live with:Younger sisters(___married)

Value	Label	Cases	Percentage
0	0.Skip	2548	99.9%
1		3	0.1%
7	7.Don't know	0	
8	8.Refuse to answer	0	
9	9.missing	0	

Warning: these figures indicate the number of cases found in the data file. They cannot be interpreted as summary statistics of the population of interest.

m3s025160: 25.(16)Family members you currently live with:brothers' spouses

Information	[Type= discrete] [Format=numeric] [Range= 0-9] [Missing=*]
Statistics [NW/ W]	[Valid=2551 /-] [Invalid=0 /-]

Value	Label	Cases	Percentage
0	(0)Skip	1574	61.7%
1	(1)Yes	39	1.5%
2	(2)No	938	36.8%
7	(7)Don't know	0	
8	(8)Refuse to answer	0	
9	(9)missing	0	

Warning: these figures indicate the number of cases found in the data file. They cannot be interpreted as summary statistics of the population of interest.

m3s025161: 25.(16)Family members you currently live with:___brothers' spouses

Information	[Type= discrete] [Format=numeric] [Range= 0-9] [Missing=*]
Statistics [NW/ W]	[Valid=2551 /-] [Invalid=0 /-]

Value	Label	Cases	Percentage
0	0.Skip	2512	98.5%
1		38	1.5%
2		1	0.0%
7	7.Don't know	0	
8	8.Refuse to answer	0	
9	9.missing	0	

Warning: these figures indicate the number of cases found in the data file. They cannot be interpreted as summary statistics of the population of interest.

m3s025170: 25.(17)Family members you currently live with:sisters' spouses

Information	[Type= discrete] [Format=numeric] [Range= 0-9] [Missing=*]
Statistics [NW/ W]	[Valid=2551 /-] [Invalid=0 /-]

Value	Label	Cases	Percentage
0	(0)Skip	1574	61.7%
1	(1)Yes	5	0.2%
2	(2)No	972	38.1%
7	(7)Don't know	0	
8	(8)Refuse to answer	0	
9	(9)missing	0	

Warning: these figures indicate the number of cases found in the data file. They cannot be interpreted as summary statistics of the population of interest.

m3s025171: 25.(17)Family members you currently live with:___sisters' spouses

Information	[Type= discrete] [Format=numeric] [Range= 0-9] [Missing=*]
Statistics [NW/ W]	[Valid=2551 /-] [Invalid=0 /-]

m3s025171: 25.(17)Family members you currently live with: ___sisters' spouses

Value	Label	Cases	Percentage
0	0.Skip	2546	99.8%
1		5	0.2%
7	7.Don't know	0	
8	8.Refuse to answer	0	
9	9.missing	0	

Warning: these figures indicate the number of cases found in the data file. They cannot be interpreted as summary statistics of the population of interest.

m3s025180: 25.(18)Family members you currently live with:brothers' children

Information	[Type= discrete] [Format=numeric] [Range= 0-9] [Missing=*]
Statistics [NW/ W]	[Valid=2551 /-] [Invalid=0 /-]

Value	Label	Cases	Percentage
0	(0)Skip	1574	61.7%
1	(1)Yes	34	1.3%
2	(2)No	943	37.0%
7	(7)Don't know	0	
8	(8)Refuse to answer	0	
9	(9)missing	0	

Warning: these figures indicate the number of cases found in the data file. They cannot be interpreted as summary statistics of the population of interest.

m3s025181: 25.(18)Family members you currently live with: ___brothers' children

Information	[Type= discrete] [Format=numeric] [Range= 0-9] [Missing=*]
Statistics [NW/ W]	[Valid=2551 /-] [Invalid=0 /-]

Value	Label	Cases	Percentage
0	0.Skip	2517	98.7%
1		15	0.6%
2		11	0.4%
3		7	0.3%
4		1	0.0%
7	7.Don't know	0	
8	8.Refuse to answer	0	
9	9.missing	0	

Warning: these figures indicate the number of cases found in the data file. They cannot be interpreted as summary statistics of the population of interest.

# m3s025190: 25.(19)Family members you currently live with:sisters' children			
Information		[Type= discrete] [Format=numeric] [Range= 0-9] [Missing=*]	
Statistics [NW/ W]		[Valid=2551 /-] [Invalid=0 /-]	
Value	Label	Cases	Percentage
0	(0)Skip	1574	61.7%
1	(1)Yes	14	0.5%
2	(2)No	963	37.7%
7	(7)Don't know	0	
8	(8)Refuse to answer	0	
9	(9)missing	0	
<i>Warning: these figures indicate the number of cases found in the data file. They cannot be interpreted as summary statistics of the population of interest.</i>			
# m3s025191: 25.(19)Family members you currently live with: ___sisters' children			
Information		[Type= discrete] [Format=numeric] [Range= 0-9] [Missing=*]	
Statistics [NW/ W]		[Valid=2551 /-] [Invalid=0 /-]	
Value	Label	Cases	Percentage
0	0.Skip	2537	99.5%
1		7	0.3%
2		7	0.3%
7	7.Don't know	0	
8	8.Refuse to answer	0	
9	9.missing	0	
<i>Warning: these figures indicate the number of cases found in the data file. They cannot be interpreted as summary statistics of the population of interest.</i>			
# m3s025200: 25.(20)Family members you currently live with:Grandfather (paternal)			
Information		[Type= discrete] [Format=numeric] [Range= 0-9] [Missing=*]	
Statistics [NW/ W]		[Valid=2551 /-] [Invalid=0 /-]	
Value	Label	Cases	Percentage
0	(0)Skip	1574	61.7%
1	(1)Yes	15	0.6%
2	(2)No	962	37.7%
7	(7)Don't know	0	
8	(8)Refuse to answer	0	
9	(9)missing	0	
<i>Warning: these figures indicate the number of cases found in the data file. They cannot be interpreted as summary statistics of the population of interest.</i>			
# m3s025210: 25.(21)Family members you currently live with:Grandmother (paternal)			
Information		[Type= discrete] [Format=numeric] [Range= 0-9] [Missing=*]	
Statistics [NW/ W]		[Valid=2551 /-] [Invalid=0 /-]	
Value	Label	Cases	Percentage
0	(0)Skip	1574	61.7%
1	(1)Yes	26	1.0%
2	(2)No	951	37.3%
7	(7)Don't know	0	
8	(8)Refuse to answer	0	
9	(9)missing	0	
<i>Warning: these figures indicate the number of cases found in the data file. They cannot be interpreted as summary statistics of the population of interest.</i>			

# m3s025220: 25.(22)Family members you currently live with:Grandfather (maternal)			
Information		[Type= discrete] [Format=numeric] [Range= 0-9] [Missing=*]	
Statistics [NW/ W]		[Valid=2551 /-] [Invalid=0 /-]	
Value	Label	Cases	Percentage
0	(0)Skip	1574	61.7%
1	(1)Yes	3	0.1%
2	(2)No	974	38.2%
7	(7)Don't know	0	
8	(8)Refuse to answer	0	
9	(9)missing	0	
<i>Warning: these figures indicate the number of cases found in the data file. They cannot be interpreted as summary statistics of the population of interest.</i>			
# m3s025230: 25.(23)Family members you currently live with:Grandmother (maternal)			
Information		[Type= discrete] [Format=numeric] [Range= 0-9] [Missing=*]	
Statistics [NW/ W]		[Valid=2551 /-] [Invalid=0 /-]	
Value	Label	Cases	Percentage
0	(0)Skip	1574	61.7%
1	(1)Yes	4	0.2%
2	(2)No	973	38.1%
7	(7)Don't know	0	
8	(8)Refuse to answer	0	
9	(9)missing	0	
<i>Warning: these figures indicate the number of cases found in the data file. They cannot be interpreted as summary statistics of the population of interest.</i>			
# m3s025240: 25.(24)Family members you currently live with:Spouse's older brothers			
Information		[Type= discrete] [Format=numeric] [Range= 0-9] [Missing=*]	
Statistics [NW/ W]		[Valid=2551 /-] [Invalid=0 /-]	
Value	Label	Cases	Percentage
0	(0)Skip	1574	61.7%
1	(1)Yes	31	1.2%
2	(2)No	946	37.1%
7	(7)Don't know	0	
8	(8)Refuse to answer	0	
9	(9)missing	0	
<i>Warning: these figures indicate the number of cases found in the data file. They cannot be interpreted as summary statistics of the population of interest.</i>			
# m3s025241: 25.(24)Family members you currently live with:___Spouse's older brothers			
Information		[Type= discrete] [Format=numeric] [Range= 0-9] [Missing=*]	
Statistics [NW/ W]		[Valid=2551 /-] [Invalid=0 /-]	
Value	Label	Cases	Percentage
0	0.Skip	2520	98.8%
1		29	1.1%
2		2	0.1%
7	7.Don't know	0	
8	8.Refuse to answer	0	
9	9.missing	0	
<i>Warning: these figures indicate the number of cases found in the data file. They cannot be interpreted as summary statistics of the population of interest.</i>			

# m3s025242: 25.(24)Family members you currently live with:Spouse's older brothers (___ married)			
Information	[Type= discrete] [Format=numeric] [Range= 0-9] [Missing=*]		
Statistics [NW/ W]	[Valid=2551 /-] [Invalid=0 /-]		
Value	Label	Cases	Percentage
0	0.Skip	2532	99.3%
1		18	0.7%
2		1	0.0%
7	7.Don't know	0	
8	8.Refuse to answer	0	
9	9.missing	0	
<i>Warning: these figures indicate the number of cases found in the data file. They cannot be interpreted as summary statistics of the population of interest.</i>			
# m3s025250: 25.(25)Family members you currently live with:Spouse's older sisters			
Information	[Type= discrete] [Format=numeric] [Range= 0-9] [Missing=*]		
Statistics [NW/ W]	[Valid=2551 /-] [Invalid=0 /-]		
Value	Label	Cases	Percentage
0	(0)Skip	1574	61.7%
1	(1)Yes	15	0.6%
2	(2)No	962	37.7%
7	(7)Don't know	0	
8	(8)Refuse to answer	0	
9	(9)missing	0	
<i>Warning: these figures indicate the number of cases found in the data file. They cannot be interpreted as summary statistics of the population of interest.</i>			
# m3s025251: 25.(25)Family members you currently live with: ___ Spouse's older sisters			
Information	[Type= discrete] [Format=numeric] [Range= 0-9] [Missing=*]		
Statistics [NW/ W]	[Valid=2551 /-] [Invalid=0 /-]		
Value	Label	Cases	Percentage
0	0.Skip	2536	99.4%
1		13	0.5%
2		1	0.0%
4		1	0.0%
7	7.Don't know	0	
8	8.Refuse to answer	0	
9	9.missing	0	
<i>Warning: these figures indicate the number of cases found in the data file. They cannot be interpreted as summary statistics of the population of interest.</i>			
# m3s025252: 25.(25)Family members you currently live with:Spouse's older sisters (___ married)			
Information	[Type= discrete] [Format=numeric] [Range= 0-9] [Missing=*]		
Statistics [NW/ W]	[Valid=2551 /-] [Invalid=0 /-]		
Value	Label	Cases	Percentage
0	0.Skip	2549	99.9%
1		2	0.1%
7	7.Don't know	0	
8	8.Refuse to answer	0	
9	9.missing	0	
<i>Warning: these figures indicate the number of cases found in the data file. They cannot be interpreted as summary statistics of the population of interest.</i>			

# m3s025260: 25.(26)Family members you currently live with:Spouse's younger brothers			
Information		[Type= discrete] [Format=numeric] [Range= 0-9] [Missing=*]	
Statistics [NW/ W]		[Valid=2551 /-] [Invalid=0 /-]	
Value	Label	Cases	Percentage
0	(0)Skip	1574	61.7%
1	(1)Yes	30	1.2%
2	(2)No	947	37.1%
7	(7)Don't know	0	
8	(8)Refuse to answer	0	
9	(9)missing	0	
<i>Warning: these figures indicate the number of cases found in the data file. They cannot be interpreted as summary statistics of the population of interest.</i>			
# m3s025261: 25.(26)Family members you currently live with: ___Spouse's younger brothers			
Information		[Type= discrete] [Format=numeric] [Range= 0-9] [Missing=*]	
Statistics [NW/ W]		[Valid=2551 /-] [Invalid=0 /-]	
Value	Label	Cases	Percentage
0	0.Skip	2521	98.8%
1		28	1.1%
2		2	0.1%
7	7.Don't know	0	
8	8.Refuse to answer	0	
9	9.missing	0	
<i>Warning: these figures indicate the number of cases found in the data file. They cannot be interpreted as summary statistics of the population of interest.</i>			
# m3s025262: 25.(26)Family members you currently live with:Spouse's younger brothers (___ married)			
Information		[Type= discrete] [Format=numeric] [Range= 0-9] [Missing=*]	
Statistics [NW/ W]		[Valid=2551 /-] [Invalid=0 /-]	
Value	Label	Cases	Percentage
0	0.Skip	2547	99.8%
1		4	0.2%
7	7.Don't know	0	
8	8.Refuse to answer	0	
9	9.missing	0	
<i>Warning: these figures indicate the number of cases found in the data file. They cannot be interpreted as summary statistics of the population of interest.</i>			
# m3s025270: 25.(27)Family members you currently live with:Spouse's younger sisters			
Information		[Type= discrete] [Format=numeric] [Range= 0-9] [Missing=*]	
Statistics [NW/ W]		[Valid=2551 /-] [Invalid=0 /-]	
Value	Label	Cases	Percentage
0	(0)Skip	1574	61.7%
1	(1)Yes	25	1.0%
2	(2)No	952	37.3%
7	(7)Don't know	0	
8	(8)Refuse to answer	0	
9	(9)missing	0	
<i>Warning: these figures indicate the number of cases found in the data file. They cannot be interpreted as summary statistics of the population of interest.</i>			

# m3s025271: 25.(27)Family members you currently live with: ___ Spouse's younger sisters			
Information		[Type= discrete] [Format=numeric] [Range= 0-9] [Missing=*]	
Statistics [NW/ W]		[Valid=2551 /-] [Invalid=0 /-]	
Value	Label	Cases	Percentage
0	0.Skip	2526	99.0%
1		22	0.9%
2		3	0.1%
7	7.Don't know	0	
8	8.Refuse to answer	0	
9	9.missing	0	
<i>Warning: these figures indicate the number of cases found in the data file. They cannot be interpreted as summary statistics of the population of interest.</i>			
# m3s025272: 25.(27)Family members you currently live with:Spouse's younger sisters (___ married)			
Information		[Type= discrete] [Format=numeric] [Range= 0-9] [Missing=*]	
Statistics [NW/ W]		[Valid=2551 /-] [Invalid=0 /-]	
Value	Label	Cases	Percentage
0	0.Skip	2549	99.9%
1		2	0.1%
7	7.Don't know	0	
8	8.Refuse to answer	0	
9	9.missing	0	
<i>Warning: these figures indicate the number of cases found in the data file. They cannot be interpreted as summary statistics of the population of interest.</i>			
# m3s025280: 25.(28)Family members you currently live with:Spouse's grandfather (paternal)			
Information		[Type= discrete] [Format=numeric] [Range= 0-9] [Missing=*]	
Statistics [NW/ W]		[Valid=2551 /-] [Invalid=0 /-]	
Value	Label	Cases	Percentage
0	(0)Skip	1574	61.7%
1	(1)Yes	3	0.1%
2	(2)No	974	38.2%
7	(7)Don't know	0	
8	(8)Refuse to answer	0	
9	(9)missing	0	
<i>Warning: these figures indicate the number of cases found in the data file. They cannot be interpreted as summary statistics of the population of interest.</i>			
# m3s025290: 25.(29)Family members you currently live with:Spouse's grandmother (paternal)			
Information		[Type= discrete] [Format=numeric] [Range= 0-9] [Missing=*]	
Statistics [NW/ W]		[Valid=2551 /-] [Invalid=0 /-]	
Value	Label	Cases	Percentage
0	(0)Skip	1574	61.7%
1	(1)Yes	11	0.4%
2	(2)No	966	37.9%
7	(7)Don't know	0	
8	(8)Refuse to answer	0	
9	(9)missing	0	
<i>Warning: these figures indicate the number of cases found in the data file. They cannot be interpreted as summary statistics of the population of interest.</i>			

# m3s025300: 25.(30)Family members you currently live with:Spouse's grandfather (maternal)			
Information	[Type= discrete] [Format=numeric] [Range= 0-9] [Missing=*]		
Statistics [NW/ W]	[Valid=2551 /-] [Invalid=0 /-]		
Value	Label	Cases	Percentage
0	(0)Skip	1574	61.7%
1	(1)Yes	0	
2	(2)No	977	38.3%
7	(7)Don't know	0	
8	(8)Refuse to answer	0	
9	(9)missing	0	
<i>Warning: these figures indicate the number of cases found in the data file. They cannot be interpreted as summary statistics of the population of interest.</i>			
# m3s025310: 25.(31)Family members you currently live with:Spouse's grandmother (maternal)			
Information	[Type= discrete] [Format=numeric] [Range= 0-9] [Missing=*]		
Statistics [NW/ W]	[Valid=2551 /-] [Invalid=0 /-]		
Value	Label	Cases	Percentage
0	(0)Skip	1574	61.7%
1	(1)Yes	1	0.0%
2	(2)No	976	38.3%
7	(7)Don't know	0	
8	(8)Refuse to answer	0	
9	(9)missing	0	
<i>Warning: these figures indicate the number of cases found in the data file. They cannot be interpreted as summary statistics of the population of interest.</i>			
# m3s025320: 25.(32)Family members you currently live with:Fiancee			
Information	[Type= discrete] [Format=numeric] [Range= 0-9] [Missing=*]		
Statistics [NW/ W]	[Valid=2551 /-] [Invalid=0 /-]		
Value	Label	Cases	Percentage
0	(0)Skip	1574	61.7%
1	(1)Yes	0	
2	(2)No	977	38.3%
7	(7)Don't know	0	
8	(8)Refuse to answer	0	
9	(9)missing	0	
<i>Warning: these figures indicate the number of cases found in the data file. They cannot be interpreted as summary statistics of the population of interest.</i>			
# m3s025330: 25.(33)Family members you currently live with:Fiance			
Information	[Type= discrete] [Format=numeric] [Range= 0-9] [Missing=*]		
Statistics [NW/ W]	[Valid=2551 /-] [Invalid=0 /-]		
Value	Label	Cases	Percentage
0	(0)Skip	1574	61.7%
1	(1)Yes	0	
2	(2)No	977	38.3%
7	(7)Don't know	0	
8	(8)Refuse to answer	0	
9	(9)missing	0	
<i>Warning: these figures indicate the number of cases found in the data file. They cannot be interpreted as summary statistics of the population of interest.</i>			

# m3s025340: 25.(34)Family members you currently live with:Other			
Information		[Type= discrete] [Format=numeric] [Range= 0-9] [Missing=*]	
Statistics [NW/ W]		[Valid=2551 /-] [Invalid=0 /-]	
Value	Label	Cases	Percentage
0	(0)Skip	1574	61.7%
1	(1)Yes	47	1.8%
2	(2)No	930	36.5%
7	(7)Don't know	0	
8	(8)Refuse to answer	0	
9	(9)missing	0	
<i>Warning: these figures indicate the number of cases found in the data file. They cannot be interpreted as summary statistics of the population of interest.</i>			
# m3s026010: 26.(01)Besides family members, do you live with:Boy/girlfriend			
Information		[Type= discrete] [Format=numeric] [Range= 0-9] [Missing=*]	
Statistics [NW/ W]		[Valid=2551 /-] [Invalid=0 /-]	
Value	Label	Cases	Percentage
0	(0)Skip	1541	60.4%
1	(1)Yes	3	0.1%
2	(2)No	1007	39.5%
7	(7)Don't know	0	
8	(8)Refuse to answer	0	
9	(9)missing	0	
<i>Warning: these figures indicate the number of cases found in the data file. They cannot be interpreted as summary statistics of the population of interest.</i>			
# m3s026020: 26.(02)Besides family members, do you live with:Classmate			
Information		[Type= discrete] [Format=numeric] [Range= 0-9] [Missing=*]	
Statistics [NW/ W]		[Valid=2551 /-] [Invalid=0 /-]	
Value	Label	Cases	Percentage
0	(0)Skip	1541	60.4%
1	(1)Yes	1	0.0%
2	(2)No	1009	39.6%
7	(7)Don't know	0	
8	(8)Refuse to answer	0	
9	(9)missing	0	
<i>Warning: these figures indicate the number of cases found in the data file. They cannot be interpreted as summary statistics of the population of interest.</i>			
# m3s026030: 26.(03)Besides family members, do you live with:Co-worker			
Information		[Type= discrete] [Format=numeric] [Range= 0-9] [Missing=*]	
Statistics [NW/ W]		[Valid=2551 /-] [Invalid=0 /-]	
Value	Label	Cases	Percentage
0	(0)Skip	1541	60.4%
1	(1)Yes	1	0.0%
2	(2)No	1009	39.6%
7	(7)Don't know	0	
8	(8)Refuse to answer	0	
9	(9)missing	0	
<i>Warning: these figures indicate the number of cases found in the data file. They cannot be interpreted as summary statistics of the population of interest.</i>			

# m3s026040: 26.(04)Besides family members, do you live with:Friend			
Information		[Type= discrete] [Format=numeric] [Range= 0-9] [Missing=*]	
Statistics [NW/ W]		[Valid=2551 /-] [Invalid=0 /-]	
Value	Label	Cases	Percentage
0	(0)Skip	1541	60.4%
1	(1)Yes	4	0.2%
2	(2)No	1006	39.4%
7	(7)Don't know	0	
8	(8)Refuse to answer	0	
9	(9)missing	0	
<i>Warning: these figures indicate the number of cases found in the data file. They cannot be interpreted as summary statistics of the population of interest.</i>			
# m3s026050: 26.(05)Besides family members, do you live with:Boy/girlfriend's family			
Information		[Type= discrete] [Format=numeric] [Range= 0-9] [Missing=*]	
Statistics [NW/ W]		[Valid=2551 /-] [Invalid=0 /-]	
Value	Label	Cases	Percentage
0	(0)Skip	1541	60.4%
1	(1)Yes	0	
2	(2)No	1010	39.6%
7	(7)Don't know	0	
8	(8)Refuse to answer	0	
9	(9)missing	0	
<i>Warning: these figures indicate the number of cases found in the data file. They cannot be interpreted as summary statistics of the population of interest.</i>			
# m3s026060: 26.(06)Besides family members, do you live with:Roommate			
Information		[Type= discrete] [Format=numeric] [Range= 0-9] [Missing=*]	
Statistics [NW/ W]		[Valid=2551 /-] [Invalid=0 /-]	
Value	Label	Cases	Percentage
0	(0)Skip	1541	60.4%
1	(1)Yes	4	0.2%
2	(2)No	1006	39.4%
7	(7)Don't know	0	
8	(8)Refuse to answer	0	
9	(9)missing	0	
<i>Warning: these figures indicate the number of cases found in the data file. They cannot be interpreted as summary statistics of the population of interest.</i>			
# m3s026070: 26.(07)Besides family members, do you live with:Other			
Information		[Type= discrete] [Format=numeric] [Range= 0-9] [Missing=*]	
Statistics [NW/ W]		[Valid=2551 /-] [Invalid=0 /-]	
Value	Label	Cases	Percentage
0	(0)Skip	1541	60.4%
1	(1)Yes	17	0.7%
2	(2)No	993	38.9%
7	(7)Don't know	0	
8	(8)Refuse to answer	0	
9	(9)missing	0	
<i>Warning: these figures indicate the number of cases found in the data file. They cannot be interpreted as summary statistics of the population of interest.</i>			

# m3s026080: 26.(08)Besides family members, do you live with:None			
Information		[Type= discrete] [Format=numeric] [Range= 0-9] [Missing=*]	
Statistics [NW/ W]		[Valid=2551 /-] [Invalid=0 /-]	
Value	Label	Cases	Percentage
0	(0)Skip	1541	60.4%
1	(1)Yes	981	38.5%
2	(2)No	29	1.1%
7	(7)Don't know	0	
8	(8)Refuse to answer	0	
9	(9)missing	0	
<i>Warning: these figures indicate the number of cases found in the data file. They cannot be interpreted as summary statistics of the population of interest.</i>			
# m3s027000: 27.What is the main reason why you are currently living with them?			
Information		[Type= discrete] [Format=numeric] [Range= 0-99] [Missing=*]	
Statistics [NW/ W]		[Valid=2551 /-] [Invalid=0 /-]	
Value	Label	Cases	Percentage
0	(00)Skip	2083	81.7%
1	(01)They want me to live with them	29	1.1%
2	(02)can save money	71	2.8%
3	(03)We have always lived together	164	6.4%
4	(04)They can take care of me	11	0.4%
5	(05)I can take care of them	42	1.6%
6	(06)They can take care of my children	57	2.2%
7	(07)Because I got married	64	2.5%
8	(08)Other	28	1.1%
97	(97)Don't know	0	
98	(98)Refuse to answer	0	
99	(99)missing	2	0.1%
<i>Warning: these figures indicate the number of cases found in the data file. They cannot be interpreted as summary statistics of the population of interest.</i>			
# m3s028000: 28.Do you want to live separately from them?			
Information		[Type= discrete] [Format=numeric] [Range= 0-9] [Missing=*]	
Statistics [NW/ W]		[Valid=2551 /-] [Invalid=0 /-]	
Value	Label	Cases	Percentage
0	(0)Not applicable	2083	81.7%
1	(1)Not at all	99	3.9%
2	(2)Don't really want to live separately	142	5.6%
3	(3)Kind of want to live separately	182	7.1%
4	(4)Really want to live separately	39	1.5%
7	(7)Don't know	1	0.0%
8	(8)Refuse to answer	0	
9	(9)missing	5	0.2%
<i>Warning: these figures indicate the number of cases found in the data file. They cannot be interpreted as summary statistics of the population of interest.</i>			
# m3s029000: 29.What is the main reason for not living with them?			
Information		[Type= discrete] [Format=numeric] [Range= 0-99] [Missing=*]	
Statistics [NW/ W]		[Valid=2551 /-] [Invalid=0 /-]	

m3s029000: 29. What is the main reason for not living with them?

Value	Label	Cases	Percentage
0	(00)Skip	1836	72.0%
1	(01)Work/school is too far from home	128	5.0%
2	(02)Not enough space	42	1.6%
3	(03)Parents wanted me to move out	6	0.2%
4	(04)Pursuing an independent lifestyle	63	2.5%
5	(05)Parents live with other siblings	4	0.2%
6	(06)Because I got married	432	16.9%
7	(07)Parents passed away	9	0.4%
9	(09)Other	24	0.9%
99	(99)missing	7	0.3%

Warning: these figures indicate the number of cases found in the data file. They cannot be interpreted as summary statistics of the population of interest.

m3s030000: 30. Would you want to live with your parents?

Information	[Type= discrete] [Format=numeric] [Range= 0-9] [Missing=*]
Statistics [NW/ W]	[Valid=2551 /-] [Invalid=0 /-]

Value	Label	Cases	Percentage
0	(0)Not applicable	1846	72.4%
1	(1)Not at all	130	5.1%
2	(2)Not now, but maybe in the future	259	10.2%
3	(3)Kind of want to	246	9.6%
4	(4)Really want to	55	2.2%
7	(7)Don't know	0	
9	(9)missing	15	0.6%

Warning: these figures indicate the number of cases found in the data file. They cannot be interpreted as summary statistics of the population of interest.

m3s031000: 31. What is the main reason for not living with your spouse's parents?

Information	[Type= discrete] [Format=numeric] [Range= 0-99] [Missing=*]
Statistics [NW/ W]	[Valid=2551 /-] [Invalid=0 /-]

Value	Label	Cases	Percentage
0	(00N/A	1722	67.5%
1	(01)Work/school is too far from home	250	9.8%
2	(02)Not enough space	86	3.4%
3	(03)Parents wanted me to move out	20	0.8%
4	(04)Pursuing an independent lifestyle	158	6.2%
5	(05)Parents live with other siblings	10	0.4%
6	(06)Because I got married	209	8.2%
7	(07)Parents passed away	9	0.4%
8	(08)Other	69	2.7%
98	(98)Refuse to answer	1	0.0%
99	(99)missing	17	0.7%

Warning: these figures indicate the number of cases found in the data file. They cannot be interpreted as summary statistics of the population of interest.

m3s032000: 32. Would you want to live with your spouse's parents?

Information	[Type= discrete] [Format=numeric] [Range= 0-9] [Missing=*]
Statistics [NW/ W]	[Valid=2551 /-] [Invalid=0 /-]

# m3s032000: 32.Would you want to live with your spouse's parents?			
Value	Label	Cases	Percentage
0	(0)N/A	1747	68.5%
1	(1)Not at all	406	15.9%
2	(2)Not now, but maybe in the future	294	11.5%
3	(3)Kind of want to	79	3.1%
4	(4)Really want to	6	0.2%
8	(8)Refuse to answer	1	0.0%
9	(9)missing	18	0.7%
<i>Warning: these figures indicate the number of cases found in the data file. They cannot be interpreted as summary statistics of the population of interest.</i>			
# m3s033011: 33.How is your father situation?Health			
Information	[Type= discrete] [Format=numeric] [Range= 0-9] [Missing=*]		
Statistics [NW/ W]	[Valid=2551 /-] [Invalid=0 /-]		
Value	Label	Cases	Percentage
0	(0)Skip	1541	60.4%
1	(1)Healthy	875	34.3%
2	(2)Passed away	126	4.9%
7	(7)Don't know	8	0.3%
9	(9)missing	1	0.0%
<i>Warning: these figures indicate the number of cases found in the data file. They cannot be interpreted as summary statistics of the population of interest.</i>			
# m3s033012: 33.Father:Health(2)Passed away, when you were ___ years old			
Information	[Type= continuous] [Format=numeric] [Range= 0-99] [Missing=*]		
Statistics [NW/ W]	[Valid=2551 /-] [Invalid=0 /-]		
Value	Label	Cases	Percentage
0	(00)Skip	2424	99.8%
97	(97)Don't know	2	0.1%
98	(98)Refuse to answer	1	0.0%
99	(99)missing	2	0.1%
<i>Warning: these figures indicate the number of cases found in the data file. They cannot be interpreted as summary statistics of the population of interest.</i>			
# m3s033013: 33.How is your mother situation?Health			
Information	[Type= discrete] [Format=numeric] [Range= 0-9] [Missing=*]		
Statistics [NW/ W]	[Valid=2551 /-] [Invalid=0 /-]		
Value	Label	Cases	Percentage
0	(0)Skip	1541	60.4%
1	(1)Healthy	974	38.2%
2	(2)Passed away	32	1.3%
7	(7)Don't know	3	0.1%
9	(9)missing	1	0.0%
<i>Warning: these figures indicate the number of cases found in the data file. They cannot be interpreted as summary statistics of the population of interest.</i>			
# m3s033014: 33.Mother:Health(2)Passed away, when you were ___ years old			
Information	[Type= discrete] [Format=numeric] [Range= 0-99] [Missing=*]		
Statistics [NW/ W]	[Valid=2551 /-] [Invalid=0 /-]		
Value	Label	Cases	Percentage
0	(00)Skip	2518	98.7%

m3s033014: 33.Mother:Health(2)Passed away, when you were__years old

Value	Label	Cases	Percentage
2		2	0.1%
10		2	0.1%
12		1	0.0%
13		1	0.0%
15		1	0.0%
16		2	0.1%
17		1	0.0%
18		2	0.1%
19		2	0.1%
20		3	0.1%
21		1	0.0%
23		1	0.0%
25		1	0.0%
26		2	0.1%
27		1	0.0%
28		2	0.1%
29		2	0.1%
30		4	0.2%
31		1	0.0%
97	(97)Don't know	0	
98	(98)Refuse to answer	0	
99	(99)missing	1	0.0%

Warning: these figures indicate the number of cases found in the data file. They cannot be interpreted as summary statistics of the population of interest.

m3s033021: 33.How is your parents' situation?Divorced

Information	[Type= discrete] [Format=numeric] [Range= 0-9] [Missing=*]
Statistics [NW/ W]	[Valid=2551 /-] [Invalid=0 /-]

Value	Label	Cases	Percentage
0	(0)Skip	1543	60.5%
1	(1)No	890	34.9%
2	(2)Yes	115	4.5%
7	(7)Don't know	1	0.0%
9	(9)missing	2	0.1%

Warning: these figures indicate the number of cases found in the data file. They cannot be interpreted as summary statistics of the population of interest.

m3s033022: 33.Parents':Divorced (2)Yes, when you were__years old

Information	[Type= continuous] [Format=numeric] [Range= 0-99] [Missing=*]
Statistics [NW/ W]	[Valid=2551 /-] [Invalid=0 /-]

Value	Label	Cases	Percentage
0	(00)Skip	2434	99.5%
97	(97)Don't know	7	0.3%
98	(98)Refuse to answer	0	
99	(99)missing	6	0.2%

Warning: these figures indicate the number of cases found in the data file. They cannot be interpreted as summary statistics of the population of interest.

# m3s033031: 33.How is your father situation?Remarried			
Information		[Type= discrete] [Format=numeric] [Range= 0-9] [Missing=*]	
Statistics [NW/ W]		[Valid=2551 /-] [Invalid=0 /-]	
Value	Label	Cases	Percentage
0	(0)Skip	1545	60.6%
1	(1)No	951	37.3%
2	(2)Yes	42	1.6%
7	(7)Don't know	11	0.4%
9	(9)missing	2	0.1%
<i>Warning: these figures indicate the number of cases found in the data file. They cannot be interpreted as summary statistics of the population of interest.</i>			
# m3s033032: 33.Father:Remarried(2)Yes, when you were ___ years old			
Information		[Type= discrete] [Format=numeric] [Range= 0-99] [Missing=*]	
Statistics [NW/ W]		[Valid=2551 /-] [Invalid=0 /-]	
Value	Label	Cases	Percentage
0	(00)Skip	2508	98.3%
2		1	0.0%
6		2	0.1%
7		2	0.1%
8		1	0.0%
9		1	0.0%
10		1	0.0%
12		3	0.1%
13		1	0.0%
15		2	0.1%
16		3	0.1%
18		4	0.2%
20		1	0.0%
25		2	0.1%
26		2	0.1%
29		1	0.0%
30		1	0.0%
97	(97)Don't know	13	0.5%
98	(98)Refuse to answer	0	
99	(99)missing	2	0.1%
<i>Warning: these figures indicate the number of cases found in the data file. They cannot be interpreted as summary statistics of the population of interest.</i>			
# m3s033033: 33.How is your mother situation?Remarried			
Information		[Type= discrete] [Format=numeric] [Range= 0-9] [Missing=*]	
Statistics [NW/ W]		[Valid=2551 /-] [Invalid=0 /-]	
Value	Label	Cases	Percentage
0	(0)Skip	1544	60.5%
1	(1)No	977	38.3%
2	(2)Yes	23	0.9%
7	(7)Don't know	5	0.2%
9	(9)missing	2	0.1%
<i>Warning: these figures indicate the number of cases found in the data file. They cannot be interpreted as summary statistics of the population of interest.</i>			

m3s033034: 33.Mother:Remarried(2)Yes, when you were ___ years old

Information [Type= discrete] [Format=numeric] [Range= 0-99] [Missing=*]

Statistics [NW/ W] [Valid=2551 /-] [Invalid=0 /-]

Value	Label	Cases	Percentage
0	(00)Skip	2525	99.0%
5		1	0.0%
10		1	0.0%
13		2	0.1%
15		2	0.1%
16		2	0.1%
18		2	0.1%
20		2	0.1%
25		2	0.1%
28		1	0.0%
29		2	0.1%
97	(97)Don't know	7	0.3%
98	(98)Refuse to answer	0	
99	(99)missing	2	0.1%

Warning: these figures indicate the number of cases found in the data file. They cannot be interpreted as summary statistics of the population of interest.

m3s033041: 33.How is your father situation?Work

Information [Type= discrete] [Format=numeric] [Range= 0-9] [Missing=*]

Statistics [NW/ W] [Valid=2551 /-] [Invalid=0 /-]

Value	Label	Cases	Percentage
0	(0)Not applicable	1669	65.4%
1	(1)Working	572	22.4%
2	(2)Not working	293	11.5%
7	(7)Don't know	14	0.5%
8	(8)Refuse to answer	0	
9	(9)missing	3	0.1%

Warning: these figures indicate the number of cases found in the data file. They cannot be interpreted as summary statistics of the population of interest.

# m3s033042: 33.How is your mother situation?Work			
Information	[Type= discrete] [Format=numeric] [Range= 0-9] [Missing=*]		
Statistics [NW/ W]	[Valid=2551 /-] [Invalid=0 /-]		
Value	Label	Cases	Percentage
0	(0)Not applicable	1573	61.7%
1	(1)Working	460	18.0%
2	(2)Not working	505	19.8%
7	(7)Don't know	8	0.3%
8	(8)Refuse to answer	0	
9	(9)missing	5	0.2%
<i>Warning: these figures indicate the number of cases found in the data file. They cannot be interpreted as summary statistics of the population of interest.</i>			
# m3s033015: 33.How is your Spouse's father situation?Health			
Information	[Type= discrete] [Format=numeric] [Range= 0-9] [Missing=*]		
Statistics [NW/ W]	[Valid=2551 /-] [Invalid=0 /-]		
Value	Label	Cases	Percentage
0	(0)Skip	1546	60.6%
1	(1)Healthy	842	33.0%
2	(2)Passed away	143	5.6%
7	(7)Don't know	15	0.6%
8	(8)Refuse to answer	3	0.1%
9	(9)missing	2	0.1%
<i>Warning: these figures indicate the number of cases found in the data file. They cannot be interpreted as summary statistics of the population of interest.</i>			
# m3s033016: 33.How is your Spouse's mother situation?Health			
Information	[Type= discrete] [Format=numeric] [Range= 0-9] [Missing=*]		
Statistics [NW/ W]	[Valid=2551 /-] [Invalid=0 /-]		
Value	Label	Cases	Percentage
0	(0)Skip	1546	60.6%
1	(1)Healthy	944	37.0%
2	(2)Passed away	45	1.8%
7	(7)Don't know	11	0.4%
8	(8)Refuse to answer	3	0.1%
9	(9)missing	2	0.1%
<i>Warning: these figures indicate the number of cases found in the data file. They cannot be interpreted as summary statistics of the population of interest.</i>			
# m3s033023: 33.How is your Spouse's parents' situation?Divorced			
Information	[Type= discrete] [Format=numeric] [Range= 0-9] [Missing=*]		
Statistics [NW/ W]	[Valid=2551 /-] [Invalid=0 /-]		
Value	Label	Cases	Percentage
0	(0)Skip	1546	60.6%
1	(1)No	903	35.4%
2	(2)Yes	82	3.2%
7	(7)Don't know	15	0.6%
8	(8)Refuse to answer	3	0.1%
9	(9)missing	2	0.1%
<i>Warning: these figures indicate the number of cases found in the data file. They cannot be interpreted as summary statistics of the population of interest.</i>			

# m3s033035: 33.How is your Spouse's father situation?Remarried			
Information		[Type= discrete] [Format=numeric] [Range= 0-9] [Missing=*]	
Statistics [NW/ W]		[Valid=2551 /-] [Invalid=0 /-]	
Value	Label	Cases	Percentage
0	(0)Skip	1547	60.6%
1	(1)No	954	37.4%
2	(2)Yes	21	0.8%
7	(7)Don't know	24	0.9%
8	(8)Refuse to answer	3	0.1%
9	(9)missing	2	0.1%
<i>Warning: these figures indicate the number of cases found in the data file. They cannot be interpreted as summary statistics of the population of interest.</i>			
# m3s033036: 33.How is your Spouse's mother situation?Remarried			
Information		[Type= discrete] [Format=numeric] [Range= 0-9] [Missing=*]	
Statistics [NW/ W]		[Valid=2551 /-] [Invalid=0 /-]	
Value	Label	Cases	Percentage
0	(0)Skip	1546	60.6%
1	(1)No	962	37.7%
2	(2)Yes	17	0.7%
7	(7)Don't know	19	0.7%
8	(8)Refuse to answer	3	0.1%
9	(9)missing	4	0.2%
<i>Warning: these figures indicate the number of cases found in the data file. They cannot be interpreted as summary statistics of the population of interest.</i>			
# m3s033043: 33.How is your Spouse's father situation?Work			
Information		[Type= discrete] [Format=numeric] [Range= 0-9] [Missing=*]	
Statistics [NW/ W]		[Valid=2551 /-] [Invalid=0 /-]	
Value	Label	Cases	Percentage
0	(0)Don't know	1692	66.3%
1	(1)Working	534	20.9%
2	(2)Not working	293	11.5%
7	(7)Don't know	21	0.8%
8	(8)Refuse to answer	3	0.1%
9	(9)missing	8	0.3%
<i>Warning: these figures indicate the number of cases found in the data file. They cannot be interpreted as summary statistics of the population of interest.</i>			
# m3s033044: 33.How is your Spouse's mother situation?Work			
Information		[Type= discrete] [Format=numeric] [Range= 0-9] [Missing=*]	
Statistics [NW/ W]		[Valid=2551 /-] [Invalid=0 /-]	
Value	Label	Cases	Percentage
0	(0)Don't know	1594	62.5%
1	(1)Working	444	17.4%
2	(2)Not working	489	19.2%
7	(7)Don't know	13	0.5%
8	(8)Refuse to answer	3	0.1%
9	(9)missing	8	0.3%
<i>Warning: these figures indicate the number of cases found in the data file. They cannot be interpreted as summary statistics of the population of interest.</i>			

# m3s03401a: 34.a.(Past year)You often help your father with:Give them money			
Information		[Type= discrete] [Format=numeric] [Range= 0-9] [Missing=*]	
Statistics [NW/ W]		[Valid=2551 /-] [Invalid=0 /-]	
Value	Label	Cases	Percentage
0	(0)N/A	1668	65.4%
1	(1)Very often	84	3.3%
2	(2)Often	67	2.6%
3	(3)Sometimes	128	5.0%
4	(4)Rarely	236	9.3%
5	(5)Not at all	367	14.4%
7	(7)Don't know	1	0.0%
8	(8)Refuse to answer	0	
9	(9)missing	0	
<i>Warning: these figures indicate the number of cases found in the data file. They cannot be interpreted as summary statistics of the population of interest.</i>			
# m3s03401b: 34.b.(Past year)You often help your father with:Housework/take care of children or other family members			
Information		[Type= discrete] [Format=numeric] [Range= 0-9] [Missing=*]	
Statistics [NW/ W]		[Valid=2551 /-] [Invalid=0 /-]	
Value	Label	Cases	Percentage
0	(0)N/A	1668	65.4%
1	(1)Very often	46	1.8%
2	(2)Often	107	4.2%
3	(3)Sometimes	248	9.7%
4	(4)Rarely	239	9.4%
5	(5)Not at all	241	9.4%
7	(7)Don't know	1	0.0%
8	(8)Refuse to answer	0	
9	(9)missing	1	0.0%
<i>Warning: these figures indicate the number of cases found in the data file. They cannot be interpreted as summary statistics of the population of interest.</i>			
# m3s03401c: 34.c.(Past year)You often help your father with:Listen to their thoughts			
Information		[Type= discrete] [Format=numeric] [Range= 0-9] [Missing=*]	
Statistics [NW/ W]		[Valid=2551 /-] [Invalid=0 /-]	
Value	Label	Cases	Percentage
0	(0)N/A	1668	65.4%
1	(1)Very often	29	1.1%
2	(2)Often	135	5.3%
3	(3)Sometimes	271	10.6%
4	(4)Rarely	275	10.8%
5	(5)Not at all	169	6.6%
7	(7)Don't know	1	0.0%
8	(8)Refuse to answer	0	
9	(9)missing	3	0.1%
<i>Warning: these figures indicate the number of cases found in the data file. They cannot be interpreted as summary statistics of the population of interest.</i>			
# m3s03402a: 34.a.(Past year)You often help your mother with:Give them money			
Information		[Type= discrete] [Format=numeric] [Range= 0-9] [Missing=*]	

m3s03402a: 34.a.(Past year)You often help your mother with:Give them money

Statistics [NW/ W] [Valid=2551 /-] [Invalid=0 /-]

Value	Label	Cases	Percentage
0	(0)N/A	1572	61.6%
1	(1)Very often	146	5.7%
2	(2)Often	121	4.7%
3	(3)Sometimes	185	7.3%
4	(4)Rarely	227	8.9%
5	(5)Not at all	300	11.8%
7	(7)Don't know	0	
8	(8)Refuse to answer	0	
9	(9)missing	0	

Warning: these figures indicate the number of cases found in the data file. They cannot be interpreted as summary statistics of the population of interest.

m3s03402b: 34.b.(Past year)You often help your mother with:Housework/take care of children or other family members

Information [Type= discrete] [Format=numeric] [Range= 0-9] [Missing=*]

Statistics [NW/ W] [Valid=2551 /-] [Invalid=0 /-]

Value	Label	Cases	Percentage
0	(0)N/A	1572	61.6%
1	(1)Very often	68	2.7%
2	(2)Often	143	5.6%
3	(3)Sometimes	294	11.5%
4	(4)Rarely	258	10.1%
5	(5)Not at all	214	8.4%
7	(7)Don't know	0	
8	(8)Refuse to answer	0	
9	(9)missing	2	0.1%

Warning: these figures indicate the number of cases found in the data file. They cannot be interpreted as summary statistics of the population of interest.

m3s03402c: 34.c.(Past year)You often help your mother with:Listen to their thoughts

Information [Type= discrete] [Format=numeric] [Range= 0-9] [Missing=*]

Statistics [NW/ W] [Valid=2551 /-] [Invalid=0 /-]

Value	Label	Cases	Percentage
0	(0)N/A	1572	61.6%
1	(1)Very often	91	3.6%
2	(2)Often	258	10.1%
3	(3)Sometimes	347	13.6%
4	(4)Rarely	175	6.9%
5	(5)Not at all	104	4.1%
7	(7)Don't know	0	
8	(8)Refuse to answer	0	
9	(9)missing	4	0.2%

Warning: these figures indicate the number of cases found in the data file. They cannot be interpreted as summary statistics of the population of interest.

m3s03403a: 34.a.(Past year)You often help your father-in-law with:Give them money

Information [Type= discrete] [Format=numeric] [Range= 0-9] [Missing=*]

Statistics [NW/ W] [Valid=2551 /-] [Invalid=0 /-]

# m3s03403a: 34.a.(Past year)You often help your father-in-law with:Give them money			
Value	Label	Cases	Percentage
0	(0)N/A	1692	66.3%
1	(1)Very often	29	1.1%
2	(2)Often	31	1.2%
3	(3)Sometimes	66	2.6%
4	(4)Rarely	167	6.5%
5	(5)Not at all	557	21.8%
7	(7)Don't know	4	0.2%
8	(8)Refuse to answer	4	0.2%
9	(9)missing	1	0.0%
<i>Warning: these figures indicate the number of cases found in the data file. They cannot be interpreted as summary statistics of the population of interest.</i>			
# m3s03403b: 34.b.(Past year)You often help your father-in-law with:Housework/take care of children or other family members			
Information	[Type= discrete] [Format=numeric] [Range= 0-9] [Missing=*]		
Statistics [NW/ W]	[Valid=2551 /-] [Invalid=0 /-]		
Value	Label	Cases	Percentage
0	(0)N/A	1692	66.3%
1	(1)Very often	27	1.1%
2	(2)Often	77	3.0%
3	(3)Sometimes	184	7.2%
4	(4)Rarely	240	9.4%
5	(5)Not at all	320	12.5%
7	(7)Don't know	4	0.2%
8	(8)Refuse to answer	4	0.2%
9	(9)missing	3	0.1%
<i>Warning: these figures indicate the number of cases found in the data file. They cannot be interpreted as summary statistics of the population of interest.</i>			
# m3s03403c: 34.c.(Past year)You often help your father-in-law with:Listen to their thoughts			
Information	[Type= discrete] [Format=numeric] [Range= 0-9] [Missing=*]		
Statistics [NW/ W]	[Valid=2551 /-] [Invalid=0 /-]		
Value	Label	Cases	Percentage
0	(0)N/A	1692	66.3%
1	(1)Very often	6	0.2%
2	(2)Often	51	2.0%
3	(3)Sometimes	179	7.0%
4	(4)Rarely	271	10.6%
5	(5)Not at all	340	13.3%
7	(7)Don't know	4	0.2%
8	(8)Refuse to answer	4	0.2%
9	(9)missing	4	0.2%
<i>Warning: these figures indicate the number of cases found in the data file. They cannot be interpreted as summary statistics of the population of interest.</i>			
# m3s03404a: 34.a.(Past year)You often help your mother-in-law with:Give them money			
Information	[Type= discrete] [Format=numeric] [Range= 0-9] [Missing=*]		
Statistics [NW/ W]	[Valid=2551 /-] [Invalid=0 /-]		

# m3s03404a: 34.a.(Past year)You often help your mother-in-law with:Give them money			
Value	Label	Cases	Percentage
0	(0)N/A	1595	62.5%
1	(1)Very often	45	1.8%
2	(2)Often	53	2.1%
3	(3)Sometimes	91	3.6%
4	(4)Rarely	180	7.1%
5	(5)Not at all	581	22.8%
7	(7)Don't know	0	
8	(8)Refuse to answer	5	0.2%
9	(9)missing	1	0.0%
<i>Warning: these figures indicate the number of cases found in the data file. They cannot be interpreted as summary statistics of the population of interest.</i>			
# m3s03404b: 34.b.(Past year)You often help your mother-in-law with:Housework/take care of children or other family members			
Information	[Type= discrete] [Format=numeric] [Range= 0-9] [Missing=*]		
Statistics [NW/ W]	[Valid=2551 /-] [Invalid=0 /-]		
Value	Label	Cases	Percentage
0	(0)N/A	1595	62.5%
1	(1)Very often	37	1.5%
2	(2)Often	103	4.0%
3	(3)Sometimes	225	8.8%
4	(4)Rarely	268	10.5%
5	(5)Not at all	316	12.4%
7	(7)Don't know	0	
8	(8)Refuse to answer	4	0.2%
9	(9)missing	3	0.1%
<i>Warning: these figures indicate the number of cases found in the data file. They cannot be interpreted as summary statistics of the population of interest.</i>			
# m3s03404c: 34.c.(Past year)You often help your mother-in-law with:Listen to their thoughts			
Information	[Type= discrete] [Format=numeric] [Range= 0-9] [Missing=*]		
Statistics [NW/ W]	[Valid=2551 /-] [Invalid=0 /-]		
Value	Label	Cases	Percentage
0	(0)N/A	1595	62.5%
1	(1)Very often	18	0.7%
2	(2)Often	102	4.0%
3	(3)Sometimes	266	10.4%
4	(4)Rarely	289	11.3%
5	(5)Not at all	272	10.7%
7	(7)Don't know	0	
8	(8)Refuse to answer	4	0.2%
9	(9)missing	5	0.2%
<i>Warning: these figures indicate the number of cases found in the data file. They cannot be interpreted as summary statistics of the population of interest.</i>			
# m3s03501a: 35.a.(Past year)Your father often help you(two) with:Give me/us money			
Information	[Type= discrete] [Format=numeric] [Range= 0-9] [Missing=*]		
Statistics [NW/ W]	[Valid=2551 /-] [Invalid=0 /-]		

m3s03501a: 35.a.(Past year)Your father often help you(two) with:Give me/us money

Value	Label	Cases	Percentage
0	(0)N/A	1668	65.4%
1	(1)Very often	7	0.3%
2	(2)Often	31	1.2%
3	(3)Sometimes	93	3.6%
4	(4)Rarely	197	7.7%
5	(5)Not at all	554	21.7%
7	(7)Don't know	1	0.0%
8	(8)Refuse to answer	0	
9	(9)missing	0	

Warning: these figures indicate the number of cases found in the data file. They cannot be interpreted as summary statistics of the population of interest.

m3s03501b: 35.b.(Past year)Your father often help you(two) with:Housework/Take care of children or other family members

Information	[Type= discrete] [Format=numeric] [Range= 0-9] [Missing=*]
Statistics [NW/ W]	[Valid=2551 /-] [Invalid=0 /-]

Value	Label	Cases	Percentage
0	(0)N/A	1668	65.4%
1	(1)Very often	91	3.6%
2	(2)Often	132	5.2%
3	(3)Sometimes	192	7.5%
4	(4)Rarely	193	7.6%
5	(5)Not at all	273	10.7%
7	(7)Don't know	1	0.0%
8	(8)Refuse to answer	0	
9	(9)missing	1	0.0%

Warning: these figures indicate the number of cases found in the data file. They cannot be interpreted as summary statistics of the population of interest.

m3s03501c: 35.c.(Past year)Your father often help you(two) with:Listen to my/our thoughts

Information	[Type= discrete] [Format=numeric] [Range= 0-9] [Missing=*]
Statistics [NW/ W]	[Valid=2551 /-] [Invalid=0 /-]

Value	Label	Cases	Percentage
0	(0)N/A	1668	65.4%
1	(1)Very often	32	1.3%
2	(2)Often	118	4.6%
3	(3)Sometimes	237	9.3%
4	(4)Rarely	262	10.3%
5	(5)Not at all	232	9.1%
7	(7)Don't know	1	0.0%
8	(8)Refuse to answer	0	
9	(9)missing	1	0.0%

Warning: these figures indicate the number of cases found in the data file. They cannot be interpreted as summary statistics of the population of interest.

m3s03501d: 35.d.(Past year)Your father often help you(two) with:My/our work

Information	[Type= discrete] [Format=numeric] [Range= 0-9] [Missing=*]
Statistics [NW/ W]	[Valid=2551 /-] [Invalid=0 /-]

m3s03501d: 35.d.(Past year)Your father often help you(two) with:My/our work

Value	Label	Cases	Percentage
0	(0)N/A	1668	65.4%
1	(1)Very often	35	1.4%
2	(2)Often	56	2.2%
3	(3)Sometimes	111	4.4%
4	(4)Rarely	173	6.8%
5	(5)Not at all	504	19.8%
7	(7)Don't know	1	0.0%
8	(8)Refuse to answer	0	
9	(9)missing	3	0.1%

Warning: these figures indicate the number of cases found in the data file. They cannot be interpreted as summary statistics of the population of interest.

m3s03502a: 35.a.(Past year)Your mother often help you(two) with:Give me/us money

Information	[Type= discrete] [Format=numeric] [Range= 0-9] [Missing=*]
Statistics [NW/ W]	[Valid=2551 /-] [Invalid=0 /-]

Value	Label	Cases	Percentage
0	(0)N/A	1572	61.6%
1	(1)Very often	10	0.4%
2	(2)Often	38	1.5%
3	(3)Sometimes	123	4.8%
4	(4)Rarely	229	9.0%
5	(5)Not at all	578	22.7%
7	(7)Don't know	1	0.0%
8	(8)Refuse to answer	0	
9	(9)missing	0	

Warning: these figures indicate the number of cases found in the data file. They cannot be interpreted as summary statistics of the population of interest.

m3s03502b: 35.b.(Past year)Your mother often help you(two) with:Housework/Take care of children or other family members

Information	[Type= discrete] [Format=numeric] [Range= 0-9] [Missing=*]
Statistics [NW/ W]	[Valid=2551 /-] [Invalid=0 /-]

Value	Label	Cases	Percentage
0	(0)N/A	1572	61.6%
1	(1)Very often	200	7.8%
2	(2)Often	213	8.3%
3	(3)Sometimes	205	8.0%
4	(4)Rarely	154	6.0%
5	(5)Not at all	205	8.0%
7	(7)Don't know	1	0.0%
8	(8)Refuse to answer	0	
9	(9)missing	1	0.0%

Warning: these figures indicate the number of cases found in the data file. They cannot be interpreted as summary statistics of the population of interest.

m3s03502c: 35.c.(Past year)Your mother often help you(two) with:Listen to my/our thoughts

Information	[Type= discrete] [Format=numeric] [Range= 0-9] [Missing=*]
Statistics [NW/ W]	[Valid=2551 /-] [Invalid=0 /-]

m3s03502c: 35.c.(Past year)Your mother often help you(two) with:Listen to my/our thoughts

Value	Label	Cases	Percentage
0	(0)N/A	1572	61.6%
1	(1)Very often	86	3.4%
2	(2)Often	217	8.5%
3	(3)Sometimes	325	12.7%
4	(4)Rarely	208	8.2%
5	(5)Not at all	141	5.5%
7	(7)Don't know	1	0.0%
8	(8)Refuse to answer	0	
9	(9)missing	1	0.0%

Warning: these figures indicate the number of cases found in the data file. They cannot be interpreted as summary statistics of the population of interest.

m3s03502d: 35.d.(Past year)Your mother often help you(two) with:My/our work

Information	[Type= discrete] [Format=numeric] [Range= 0-9] [Missing=*]
Statistics [NW/ W]	[Valid=2551 /-] [Invalid=0 /-]

Value	Label	Cases	Percentage
0	(0)N/A	1572	61.6%
1	(1)Very often	33	1.3%
2	(2)Often	56	2.2%
3	(3)Sometimes	116	4.5%
4	(4)Rarely	203	8.0%
5	(5)Not at all	567	22.2%
7	(7)Don't know	1	0.0%
8	(8)Refuse to answer	0	
9	(9)missing	3	0.1%

Warning: these figures indicate the number of cases found in the data file. They cannot be interpreted as summary statistics of the population of interest.

m3s03503a: 35.a.(Past year)Your father-in-law often help you(two) with:Give me/us money

Information	[Type= discrete] [Format=numeric] [Range= 0-9] [Missing=*]
Statistics [NW/ W]	[Valid=2551 /-] [Invalid=0 /-]

Value	Label	Cases	Percentage
0	(0)N/A	1692	66.3%
1	(1)Very often	3	0.1%
2	(2)Often	11	0.4%
3	(3)Sometimes	64	2.5%
4	(4)Rarely	119	4.7%
5	(5)Not at all	653	25.6%
7	(7)Don't know	4	0.2%
8	(8)Refuse to answer	4	0.2%
9	(9)missing	1	0.0%

Warning: these figures indicate the number of cases found in the data file. They cannot be interpreted as summary statistics of the population of interest.

m3s03503b: 35.b.(Past year)Your father-in-law often help you(two) with:Housework/Take care of children or other family members

Information	[Type= discrete] [Format=numeric] [Range= 0-9] [Missing=*]
Statistics [NW/ W]	[Valid=2551 /-] [Invalid=0 /-]

m3s03503b: 35.b.(Past year)Your father-in-law often help you(two) with:Housework/Take care of children or other family members

Value	Label	Cases	Percentage
0	(0)N/A	1692	66.3%
1	(1)Very often	60	2.4%
2	(2)Often	107	4.2%
3	(3)Sometimes	150	5.9%
4	(4)Rarely	187	7.3%
5	(5)Not at all	345	13.5%
7	(7)Don't know	4	0.2%
8	(8)Refuse to answer	4	0.2%
9	(9)missing	2	0.1%

Warning: these figures indicate the number of cases found in the data file. They cannot be interpreted as summary statistics of the population of interest.

m3s03503c: 35.c.(Past year)Your father-in-law often help you(two) with:Listen to my/our thoughts

Information	[Type= discrete] [Format=numeric] [Range= 0-9] [Missing=*]
--------------------	--

Statistics [NW/ W]	[Valid=2551 /-] [Invalid=0 /-]
---------------------------	--------------------------------

Value	Label	Cases	Percentage
0	(0)N/A	1692	66.3%
1	(1)Very often	8	0.3%
2	(2)Often	43	1.7%
3	(3)Sometimes	152	6.0%
4	(4)Rarely	262	10.3%
5	(5)Not at all	384	15.1%
7	(7)Don't know	4	0.2%
8	(8)Refuse to answer	4	0.2%
9	(9)missing	2	0.1%

Warning: these figures indicate the number of cases found in the data file. They cannot be interpreted as summary statistics of the population of interest.

m3s03503d: 35.d.(Past year)Your father-in-law often help you(two) with:My/our work

Information	[Type= discrete] [Format=numeric] [Range= 0-9] [Missing=*]
--------------------	--

Statistics [NW/ W]	[Valid=2551 /-] [Invalid=0 /-]
---------------------------	--------------------------------

Value	Label	Cases	Percentage
0	(0)N/A	1692	66.3%
1	(1)Very often	9	0.4%
2	(2)Often	21	0.8%
3	(3)Sometimes	65	2.5%
4	(4)Rarely	142	5.6%
5	(5)Not at all	610	23.9%
7	(7)Don't know	4	0.2%
8	(8)Refuse to answer	4	0.2%
9	(9)missing	4	0.2%

Warning: these figures indicate the number of cases found in the data file. They cannot be interpreted as summary statistics of the population of interest.

m3s03504a: 35.a.(Past year)Your mother-in-law often help you(two) with:Give me/us money

Information	[Type= discrete] [Format=numeric] [Range= 0-9] [Missing=*]
--------------------	--

Statistics [NW/ W]	[Valid=2551 /-] [Invalid=0 /-]
---------------------------	--------------------------------

# m3s03504a: 35.a.(Past year)Your mother-in-law often help you(two) with:Give me/us money			
Value	Label	Cases	Percentage
0	(0)N/A	1595	62.5%
1	(1)Very often	4	0.2%
2	(2)Often	12	0.5%
3	(3)Sometimes	81	3.2%
4	(4)Rarely	142	5.6%
5	(5)Not at all	712	27.9%
7	(7)Don't know	0	
8	(8)Refuse to answer	4	0.2%
9	(9)missing	1	0.0%
<i>Warning: these figures indicate the number of cases found in the data file. They cannot be interpreted as summary statistics of the population of interest.</i>			
# m3s03504b: 35.b.(Past year)Your mother-in-law often help you(two) with:Housework/Take care of children or other family members			
Information	[Type= discrete] [Format=numeric] [Range= 0-9] [Missing=*]		
Statistics [NW/ W]	[Valid=2551 /-] [Invalid=0 /-]		
Value	Label	Cases	Percentage
0	(0)N/A	1595	62.5%
1	(1)Very often	115	4.5%
2	(2)Often	179	7.0%
3	(3)Sometimes	189	7.4%
4	(4)Rarely	172	6.7%
5	(5)Not at all	295	11.6%
7	(7)Don't know	0	
8	(8)Refuse to answer	4	0.2%
9	(9)missing	2	0.1%
<i>Warning: these figures indicate the number of cases found in the data file. They cannot be interpreted as summary statistics of the population of interest.</i>			
# m3s03504c: 35.c.(Past year)Your mother-in-law often help you(two) with:Listen to my/our thoughts			
Information	[Type= discrete] [Format=numeric] [Range= 0-9] [Missing=*]		
Statistics [NW/ W]	[Valid=2551 /-] [Invalid=0 /-]		
Value	Label	Cases	Percentage
0	(0)N/A	1595	62.5%
1	(1)Very often	16	0.6%
2	(2)Often	82	3.2%
3	(3)Sometimes	230	9.0%
4	(4)Rarely	301	11.8%
5	(5)Not at all	321	12.6%
7	(7)Don't know	0	
8	(8)Refuse to answer	4	0.2%
9	(9)missing	2	0.1%
<i>Warning: these figures indicate the number of cases found in the data file. They cannot be interpreted as summary statistics of the population of interest.</i>			
# m3s03504d: 35.d.(Past year)Your mother-in-law often help you(two) with:My/our work			
Information	[Type= discrete] [Format=numeric] [Range= 0-9] [Missing=*]		
Statistics [NW/ W]	[Valid=2551 /-] [Invalid=0 /-]		

# m3s03504d: 35.d.(Past year)Your mother-in-law often help you(two) with:My/our work			
Value	Label	Cases	Percentage
0	(0)N/A	1595	62.5%
1	(1)Very often	9	0.4%
2	(2)Often	25	1.0%
3	(3)Sometimes	80	3.1%
4	(4)Rarely	163	6.4%
5	(5)Not at all	671	26.3%
7	(7)Don't know	0	
8	(8)Refuse to answer	4	0.2%
9	(9)missing	4	0.2%
<i>Warning: these figures indicate the number of cases found in the data file. They cannot be interpreted as summary statistics of the population of interest.</i>			
# m3s03601a: 36.a.Father:health status			
Information	[Type= discrete] [Format=numeric] [Range= 0-9] [Missing=*]		
Statistics [NW/ W]	[Valid=2551 /-] [Invalid=0 /-]		
Value	Label	Cases	Percentage
0	(0)N/A	1668	65.4%
1	(1)Very unhealthy	13	0.5%
2	(2)Unhealthy	43	1.7%
3	(3)Average	272	10.7%
4	(4)Healthy	399	15.6%
5	(5)Very healthy	141	5.5%
7	(7)Don't know	15	0.6%
8	(8)Refuse to answer	0	
9	(9)missing	0	
<i>Warning: these figures indicate the number of cases found in the data file. They cannot be interpreted as summary statistics of the population of interest.</i>			
# m3s03602a: 36.a.Mother:health status			
Information	[Type= discrete] [Format=numeric] [Range= 0-9] [Missing=*]		
Statistics [NW/ W]	[Valid=2551 /-] [Invalid=0 /-]		
Value	Label	Cases	Percentage
0	(0)N/A	1572	61.6%
1	(1)Very unhealthy	7	0.3%
2	(2)Unhealthy	43	1.7%
3	(3)Average	323	12.7%
4	(4)Healthy	454	17.8%
5	(5)Very healthy	143	5.6%
7	(7)Don't know	9	0.4%
8	(8)Refuse to answer	0	
9	(9)missing	0	
<i>Warning: these figures indicate the number of cases found in the data file. They cannot be interpreted as summary statistics of the population of interest.</i>			
# m3s03603a: 36.a.Father-in-law:health status			
Information	[Type= discrete] [Format=numeric] [Range= 0-9] [Missing=*]		
Statistics [NW/ W]	[Valid=2551 /-] [Invalid=0 /-]		
Value	Label	Cases	Percentage
0	(0)N/A	1695	66.4%

m3s03603a: 36.a.Father-in-law:health status

Value	Label	Cases	Percentage
1	(1)Very unhealthy	8	0.3%
2	(2)Unhealthy	51	2.0%
3	(3)Average	243	9.5%
4	(4)Healthy	402	15.8%
5	(5)Very healthy	122	4.8%
7	(7)Don't know	25	1.0%
8	(8)Refuse to answer	4	0.2%
9	(9)missing	1	0.0%

Warning: these figures indicate the number of cases found in the data file. They cannot be interpreted as summary statistics of the population of interest.

m3s03604a: 36.a.Mother-in-law:health status

Information	[Type= discrete] [Format=numeric] [Range= 0-9] [Missing=*]
Statistics [NW/ W]	[Valid=2551 /-] [Invalid=0 /-]

Value	Label	Cases	Percentage
0	(0)N/A	1595	62.5%
1	(1)Very unhealthy	10	0.4%
2	(2)Unhealthy	40	1.6%
3	(3)Average	286	11.2%
4	(4)Healthy	466	18.3%
5	(5)Very healthy	135	5.3%
7	(7)Don't know	14	0.5%
8	(8)Refuse to answer	4	0.2%
9	(9)missing	1	0.0%

Warning: these figures indicate the number of cases found in the data file. They cannot be interpreted as summary statistics of the population of interest.

m3s03601b: 36.b.Father:How far do they live?

Information	[Type= discrete] [Format=numeric] [Range= 0-99] [Missing=*]
Statistics [NW/ W]	[Valid=2551 /-] [Invalid=0 /-]

Value	Label	Cases	Percentage
0	(00)N/A	1668	65.4%
1	(01)Live together	234	9.2%
2	(02)Next door, same building, same lane or neighborhood	23	0.9%
3	(03)Within 15 minute walk	74	2.9%
4	(04)Within 30 minute drive	204	8.0%
5	(05)30 minute-1 hour drive	114	4.5%
6	(06)1-3 hour drive	137	5.4%
7	(07)Over 3 hour drive	48	1.9%
8	(08)Overseas	37	1.5%
97	(97)Don't know	12	0.5%
98	(98)Refuse to answer	0	
99	(99)missing	0	

Warning: these figures indicate the number of cases found in the data file. They cannot be interpreted as summary statistics of the population of interest.

m3s03602b: 36.b.Mother:How far do they live?

Information	[Type= discrete] [Format=numeric] [Range= 0-99] [Missing=*]
Statistics [NW/ W]	[Valid=2551 /-] [Invalid=0 /-]

m3s03602b: 36.b.Mother:How far do they live?

Value	Label	Cases	Percentage
0	(00)N/A	1572	61.6%
1	(01)Live together	284	11.1%
2	(02)Next door, same building, same lane or neighborhood	23	0.9%
3	(03)Within 15 minute walk	84	3.3%
4	(04)Within 30 minute drive	215	8.4%
5	(05)30 minute-1 hour drive	134	5.3%
6	(06)1-3 hour drive	161	6.3%
7	(07)Over 3 hour drive	40	1.6%
8	(08)Overseas	31	1.2%
97	(97)Don't know	7	0.3%
98	(98)Refuse to answer	0	
99	(99)missing	0	

Warning: these figures indicate the number of cases found in the data file. They cannot be interpreted as summary statistics of the population of interest.

m3s03603b: 36.b.Father-in-law:How far do they live?

Information	[Type= discrete] [Format=numeric] [Range= 0-99] [Missing=*]
Statistics [NW/ W]	[Valid=2551 /-] [Invalid=0 /-]

Value	Label	Cases	Percentage
0	(00)N/A	1695	66.4%
1	(01)Live together	122	4.8%
2	(02)Next door, same building, same lane or neighborhood	32	1.3%
3	(03)Within 15 minute walk	92	3.6%
4	(04)Within 30 minute drive	201	7.9%
5	(05)30 minute-1 hour drive	115	4.5%
6	(06)1-3 hour drive	118	4.6%
7	(07)Over 3 hour drive	101	4.0%
8	(08)Overseas	45	1.8%
97	(97)Don't know	25	1.0%
98	(98)Refuse to answer	4	0.2%
99	(99)missing	1	0.0%

Warning: these figures indicate the number of cases found in the data file. They cannot be interpreted as summary statistics of the population of interest.

m3s03604b: 36.b.Mother-in-law:How far do they live?

Information	[Type= discrete] [Format=numeric] [Range= 0-99] [Missing=*]
Statistics [NW/ W]	[Valid=2551 /-] [Invalid=0 /-]

Value	Label	Cases	Percentage
0	(00)N/A	1595	62.5%
1	(01)Live together	155	6.1%
2	(02)Next door, same building, same lane or neighborhood	38	1.5%
3	(03)Within 15 minute walk	98	3.8%
4	(04)Within 30 minute drive	239	9.4%
5	(05)30 minute-1 hour drive	140	5.5%
6	(06)1-3 hour drive	127	5.0%
7	(07)Over 3 hour drive	95	3.7%
8	(08)Overseas	46	1.8%

# m3s03604b: 36.b.Mother-in-law:How far do they live?			
Value	Label	Cases	Percentage
97	(97)Don't know	13	0.5%
98	(98)Refuse to answer	4	0.2%
99	(99)missing	1	0.0%
<i>Warning: these figures indicate the number of cases found in the data file. They cannot be interpreted as summary statistics of the population of interest.</i>			
# m3s03601c: 36.c.Father:How often did you see each other?			
Information	[Type= discrete] [Format=numeric] [Range= 0-99] [Missing=*]		
Statistics [NW/ W]	[Valid=2551 /-] [Invalid=0 /-]		
Value	Label	Cases	Percentage
0	(00)N/A	1668	65.4%
1	(01)Almost every day	294	11.5%
2	(02)3-4 times a week	66	2.6%
3	(03)1-2 times a week	151	5.9%
4	(04)1-3 times a month	210	8.2%
5	(05)Once every 2-3 months	85	3.3%
6	(06)A total of 1 or 2 times	50	2.0%
7	(07)Never met	26	1.0%
97	(97)Don't know	1	0.0%
98	(98)Refuse to answer	0	
99	(99)missing	0	
<i>Warning: these figures indicate the number of cases found in the data file. They cannot be interpreted as summary statistics of the population of interest.</i>			
# m3s03602c: 36.c.Mother:How often did you see each other?			
Information	[Type= discrete] [Format=numeric] [Range= 0-99] [Missing=*]		
Statistics [NW/ W]	[Valid=2551 /-] [Invalid=0 /-]		
Value	Label	Cases	Percentage
0	(00)N/A	1572	61.6%
1	(01)Almost every day	360	14.1%
2	(02)3-4 times a week	71	2.8%
3	(03)1-2 times a week	177	6.9%
4	(04)1-3 times a month	233	9.1%
5	(05)Once every 2-3 months	84	3.3%
6	(06)A total of 1 or 2 times	39	1.5%
7	(07)Never met	14	0.5%
97	(97)Don't know	1	0.0%
98	(98)Refuse to answer	0	
99	(99)missing	0	
<i>Warning: these figures indicate the number of cases found in the data file. They cannot be interpreted as summary statistics of the population of interest.</i>			
# m3s03603c: 36.c.Father-in-law:How often did you see each other?			
Information	[Type= discrete] [Format=numeric] [Range= 0-99] [Missing=*]		
Statistics [NW/ W]	[Valid=2551 /-] [Invalid=0 /-]		
Value	Label	Cases	Percentage
0	(00)N/A	1695	66.4%
1	(01)Almost every day	168	6.6%
2	(02)3-4 times a week	48	1.9%

m3s03603c: 36.c.Father-in-law:How often did you see each other?

Value	Label	Cases	Percentage
3	(03)1-2 times a week	159	6.2%
4	(04)1-3 times a month	221	8.7%
5	(05)Once every 2-3 months	130	5.1%
6	(06)A total of 1 or 2 times	88	3.4%
7	(07)Never met	33	1.3%
97	(97)Don't know	4	0.2%
98	(98)Refuse to answer	4	0.2%
99	(99)missing	1	0.0%

Warning: these figures indicate the number of cases found in the data file. They cannot be interpreted as summary statistics of the population of interest.

m3s03604c: 36.c.Mother-in-law:How often did you see each other?

Information	[Type= discrete] [Format=numeric] [Range= 0-99] [Missing=*]
Statistics [NW/ W]	[Valid=2551 /-] [Invalid=0 /-]

Value	Label	Cases	Percentage
0	(00)N/A	1595	62.5%
1	(01)Almost every day	219	8.6%
2	(02)3-4 times a week	55	2.2%
3	(03)1-2 times a week	181	7.1%
4	(04)1-3 times a month	256	10.0%
5	(05)Once every 2-3 months	144	5.6%
6	(06)A total of 1 or 2 times	69	2.7%
7	(07)Never met	26	1.0%
97	(97)Don't know	1	0.0%
98	(98)Refuse to answer	4	0.2%
99	(99)missing	1	0.0%

Warning: these figures indicate the number of cases found in the data file. They cannot be interpreted as summary statistics of the population of interest.

m3s03601d: 36.d.Father:How often do you contact each other? (not in person)

Information	[Type= discrete] [Format=numeric] [Range= 0-99] [Missing=*]
Statistics [NW/ W]	[Valid=2551 /-] [Invalid=0 /-]

Value	Label	Cases	Percentage
0	(00)N/A	1668	65.4%
1	(01)Almost every day	219	8.6%
2	(02)3-4 times a week	157	6.2%
3	(03)1-2 times a week	190	7.4%
4	(04)1-3 times a month	153	6.0%
5	(05)Once every 2-3 months	62	2.4%
6	(06)A total of 1 or 2 times	35	1.4%
7	(07)Never met	65	2.5%
97	(97)Don't know	1	0.0%
98	(98)Refuse to answer	0	
99	(99)missing	1	0.0%

Warning: these figures indicate the number of cases found in the data file. They cannot be interpreted as summary statistics of the population of interest.

m3s03602d: 36..d.Mother:How often do you contact each other? (not in person)

Information	[Type= discrete] [Format=numeric] [Range= 0-99] [Missing=*]
--------------------	---

m3s03602d: 36..d.Mother:How often do you contact each other? (not in person)

Statistics [NW/ W] [Valid=2551 /-] [Invalid=0 /-]

Value	Label	Cases	Percentage
0	(00)N/A	1572	61.6%
1	(01)Almost every day	297	11.6%
2	(02)3-4 times a week	212	8.3%
3	(03)1-2 times a week	216	8.5%
4	(04)1-3 times a month	145	5.7%
5	(05)Once every 2-3 months	43	1.7%
6	(06)A total of 1 or 2 times	25	1.0%
7	(07)Never met	40	1.6%
97	(97)Don't know	1	0.0%
98	(98)Refuse to answer	0	
99	(99)missing	0	

Warning: these figures indicate the number of cases found in the data file. They cannot be interpreted as summary statistics of the population of interest.

# m3s03603d: 36.d.Father-in-law:How often do you contact each other? (not in person)			
Information		[Type= discrete] [Format=numeric] [Range= 0-99] [Missing=*]	
Statistics [NW/ W]		[Valid=2551 /-] [Invalid=0 /-]	
Value	Label	Cases	Percentage
0	(00)N/A	1695	66.4%
1	(01)Almost every day	111	4.4%
2	(02)3-4 times a week	64	2.5%
3	(03)1-2 times a week	141	5.5%
4	(04)1-3 times a month	138	5.4%
5	(05)Once every 2-3 months	106	4.2%
6	(06)A total of 1 or 2 times	95	3.7%
7	(07)Never met	192	7.5%
97	(97)Don't know	4	0.2%
98	(98)Refuse to answer	4	0.2%
99	(99)missing	1	0.0%
<i>Warning: these figures indicate the number of cases found in the data file. They cannot be interpreted as summary statistics of the population of interest.</i>			
# m3s03604d: 36.d.Mother-in-law:How often do you contact each other? (not in person)			
Information		[Type= discrete] [Format=numeric] [Range= 0-99] [Missing=*]	
Statistics [NW/ W]		[Valid=2551 /-] [Invalid=0 /-]	
Value	Label	Cases	Percentage
0	(00)N/A	1595	62.5%
1	(01)Almost every day	142	5.6%
2	(02)3-4 times a week	77	3.0%
3	(03)1-2 times a week	173	6.8%
4	(04)1-3 times a month	177	6.9%
5	(05)Once every 2-3 months	123	4.8%
6	(06)A total of 1 or 2 times	98	3.8%
7	(07)Never met	160	6.3%
97	(97)Don't know	1	0.0%
98	(98)Refuse to answer	4	0.2%
99	(99)missing	1	0.0%
<i>Warning: these figures indicate the number of cases found in the data file. They cannot be interpreted as summary statistics of the population of interest.</i>			
# m3s03601e: 36.e.Father:How often do you usually eat with your parents?			
Information		[Type= discrete] [Format=numeric] [Range= 0-99] [Missing=*]	
Statistics [NW/ W]		[Valid=2551 /-] [Invalid=0 /-]	
Value	Label	Cases	Percentage
0	(00)N/A	1668	65.4%
1	(01)Almost every day	191	7.5%
2	(02)3-4 times a week	81	3.2%
3	(03)1-2 times a week	153	6.0%
4	(04)1-3 times a month	243	9.5%
5	(05)Once every 2-3 months	109	4.3%
6	(06)A total of 1 or 2 times	64	2.5%
7	(07)Never met	41	1.6%
97	(97)Don't know	1	0.0%

# m3s03601e: 36.e.Father:How often do you usually eat with your parents?			
Value	Label	Cases	Percentage
98	(98)Refuse to answer	0	
99	(99)missing	0	
<i>Warning: these figures indicate the number of cases found in the data file. They cannot be interpreted as summary statistics of the population of interest.</i>			
# m3s03602e: 36.e.Mother:How often do you usually eat with your parents?			
Information		[Type= discrete] [Format=numeric] [Range= 0-99] [Missing=*]	
Statistics [NW/ W]		[Valid=2551 /-] [Invalid=0 /-]	
Value	Label	Cases	Percentage
0	(00)N/A	1572	61.6%
1	(01)Almost every day	242	9.5%
2	(02)3-4 times a week	91	3.6%
3	(03)1-2 times a week	179	7.0%
4	(04)1-3 times a month	282	11.1%
5	(05)Once every 2-3 months	111	4.4%
6	(06)A total of 1 or 2 times	54	2.1%
7	(07)Never met	19	0.7%
97	(97)Don't know	1	0.0%
98	(98)Refuse to answer	0	
99	(99)missing	0	
<i>Warning: these figures indicate the number of cases found in the data file. They cannot be interpreted as summary statistics of the population of interest.</i>			
# m3s03603e: 36.e.Father-in-law:How often do you usually eat with your parents?			
Information		[Type= discrete] [Format=numeric] [Range= 0-99] [Missing=*]	
Statistics [NW/ W]		[Valid=2551 /-] [Invalid=0 /-]	
Value	Label	Cases	Percentage
0	(00)N/A	1695	66.4%
1	(01)Almost every day	111	4.4%
2	(02)3-4 times a week	42	1.6%
3	(03)1-2 times a week	153	6.0%
4	(04)1-3 times a month	207	8.1%
5	(05)Once every 2-3 months	171	6.7%
6	(06)A total of 1 or 2 times	106	4.2%
7	(07)Never met	57	2.2%
97	(97)Don't know	4	0.2%
98	(98)Refuse to answer	4	0.2%
99	(99)missing	1	0.0%
<i>Warning: these figures indicate the number of cases found in the data file. They cannot be interpreted as summary statistics of the population of interest.</i>			
# m3s03604e: 36.e.Mother-in-law:How often do you usually eat with your parents?			
Information		[Type= discrete] [Format=numeric] [Range= 0-99] [Missing=*]	
Statistics [NW/ W]		[Valid=2551 /-] [Invalid=0 /-]	
Value	Label	Cases	Percentage
0	(00)N/A	1595	62.5%
1	(01)Almost every day	141	5.5%
2	(02)3-4 times a week	63	2.5%
3	(03)1-2 times a week	167	6.5%

m3s03604e: 36.e.Mother-in-law:How often do you usually eat with your parents?

Value	Label	Cases	Percentage
4	(04)1-3 times a month	243	9.5%
5	(05)Once every 2-3 months	191	7.5%
6	(06)A total of 1 or 2 times	106	4.2%
7	(07)Never met	39	1.5%
97	(97)Don't know	1	0.0%
98	(98)Refuse to answer	4	0.2%
99	(99)missing	1	0.0%

Warning: these figures indicate the number of cases found in the data file. They cannot be interpreted as summary statistics of the population of interest.

m3s037010: 37.(01)(Last 2 years)You have Chinese New Year dinner with:Alone

Information	[Type= discrete] [Format=numeric] [Range= 0-9] [Missing=*]
Statistics [NW/ W]	[Valid=2551 /-] [Invalid=0 /-]

Value	Label	Cases	Percentage
0	(0)Not applicable	1541	60.4%
1	(1)Yes	5	0.2%
2	(2)No	1005	39.4%
7	(7)Don't know	0	
8	(8)Refuse to answer	0	
9	(9)missing	0	

Warning: these figures indicate the number of cases found in the data file. They cannot be interpreted as summary statistics of the population of interest.

m3s037020: 37.(02)(Last 2 years)You have Chinese New Year dinner with:Father

Information	[Type= discrete] [Format=numeric] [Range= 0-9] [Missing=*]
Statistics [NW/ W]	[Valid=2551 /-] [Invalid=0 /-]

Value	Label	Cases	Percentage
0	(0)Not applicable	1541	60.4%
1	(1)Yes	575	22.5%
2	(2)No	435	17.1%
7	(7)Don't know	0	
8	(8)Refuse to answer	0	
9	(9)missing	0	

Warning: these figures indicate the number of cases found in the data file. They cannot be interpreted as summary statistics of the population of interest.

m3s037030: 37.(03)(Last 2 years)You have Chinese New Year dinner with:Mother

Information	[Type= discrete] [Format=numeric] [Range= 0-9] [Missing=*]
Statistics [NW/ W]	[Valid=2551 /-] [Invalid=0 /-]

Value	Label	Cases	Percentage
0	(0)Not applicable	1541	60.4%
1	(1)Yes	637	25.0%
2	(2)No	373	14.6%
7	(7)Don't know	0	
8	(8)Refuse to answer	0	
9	(9)missing	0	

Warning: these figures indicate the number of cases found in the data file. They cannot be interpreted as summary statistics of the population of interest.

m3s037040: 37.(04)(Last 2 years)You have Chinese New Year dinner with:Unmarried brother(s)

Information	[Type= discrete] [Format=numeric] [Range= 0-9] [Missing=*]
--------------------	--

m3s037040: 37.(04)(Last 2 years)You have Chinese New Year dinner with:Unmarried brother(s)

Statistics [NW/ W] [Valid=2551 /-] [Invalid=0 /-]

Value	Label	Cases	Percentage
0	(0)Not applicable	1541	60.4%
1	(1)Yes	249	9.8%
2	(2)No	761	29.8%
7	(7)Don't know	0	
8	(8)Refuse to answer	0	
9	(9)missing	0	

Warning: these figures indicate the number of cases found in the data file. They cannot be interpreted as summary statistics of the population of interest.

m3s037050: 37.(05)(Last 2 years)You have Chinese New Year dinner with:Unmarried sister(s)

Information [Type= discrete] [Format=numeric] [Range= 0-9] [Missing=*]

Statistics [NW/ W] [Valid=2551 /-] [Invalid=0 /-]

Value	Label	Cases	Percentage
0	(0)Not applicable	1541	60.4%
1	(1)Yes	205	8.0%
2	(2)No	805	31.6%
7	(7)Don't know	0	
8	(8)Refuse to answer	0	
9	(9)missing	0	

Warning: these figures indicate the number of cases found in the data file. They cannot be interpreted as summary statistics of the population of interest.

m3s037060: 37.(06)(Last 2 years)You have Chinese New Year dinner with:Married brother(s)

Information [Type= discrete] [Format=numeric] [Range= 0-9] [Missing=*]

Statistics [NW/ W] [Valid=2551 /-] [Invalid=0 /-]

Value	Label	Cases	Percentage
0	(0)Not applicable	1541	60.4%
1	(1)Yes	149	5.8%
2	(2)No	861	33.8%
7	(7)Don't know	0	
8	(8)Refuse to answer	0	
9	(9)missing	0	

Warning: these figures indicate the number of cases found in the data file. They cannot be interpreted as summary statistics of the population of interest.

m3s037070: 37.(07)(Last 2 years)You have Chinese New Year dinner with:Married sister(s)

Information [Type= discrete] [Format=numeric] [Range= 0-9] [Missing=*]

Statistics [NW/ W] [Valid=2551 /-] [Invalid=0 /-]

Value	Label	Cases	Percentage
0	(0)Not applicable	1541	60.4%
1	(1)Yes	105	4.1%
2	(2)No	905	35.5%
7	(7)Don't know	0	
8	(8)Refuse to answer	0	
9	(9)missing	0	

Warning: these figures indicate the number of cases found in the data file. They cannot be interpreted as summary statistics of the population of interest.

# m3s037080: 37.(08)(Last 2 years)You have Chinese New Year dinner with:Grandfather (paternal)			
Information	[Type= discrete] [Format=numeric] [Range= 0-9] [Missing=*]		
Statistics [NW/ W]	[Valid=2551 /-] [Invalid=0 /-]		
Value	Label	Cases	Percentage
0	(0)Not applicable	1541	60.4%
1	(1)Yes	74	2.9%
2	(2)No	936	36.7%
7	(7)Don't know	0	
8	(8)Refuse to answer	0	
9	(9)missing	0	
<i>Warning: these figures indicate the number of cases found in the data file. They cannot be interpreted as summary statistics of the population of interest.</i>			
# m3s037090: 37.(09)(Last 2 years)You have Chinese New Year dinner with:Grandmother (paternal)			
Information	[Type= discrete] [Format=numeric] [Range= 0-9] [Missing=*]		
Statistics [NW/ W]	[Valid=2551 /-] [Invalid=0 /-]		
Value	Label	Cases	Percentage
0	(0)Not applicable	1541	60.4%
1	(1)Yes	136	5.3%
2	(2)No	874	34.3%
7	(7)Don't know	0	
8	(8)Refuse to answer	0	
9	(9)missing	0	
<i>Warning: these figures indicate the number of cases found in the data file. They cannot be interpreted as summary statistics of the population of interest.</i>			
# m3s037100: 37.(10)(Last 2 years)You have Chinese New Year dinner with:Grandfather (maternal)			
Information	[Type= discrete] [Format=numeric] [Range= 0-9] [Missing=*]		
Statistics [NW/ W]	[Valid=2551 /-] [Invalid=0 /-]		
Value	Label	Cases	Percentage
0	(0)Not applicable	1541	60.4%
1	(1)Yes	27	1.1%
2	(2)No	983	38.5%
7	(7)Don't know	0	
8	(8)Refuse to answer	0	
9	(9)missing	0	
<i>Warning: these figures indicate the number of cases found in the data file. They cannot be interpreted as summary statistics of the population of interest.</i>			
# m3s037110: 37.(11)(Last 2 years)You have Chinese New Year dinner with:Grandmother (maternal)			
Information	[Type= discrete] [Format=numeric] [Range= 0-9] [Missing=*]		
Statistics [NW/ W]	[Valid=2551 /-] [Invalid=0 /-]		
Value	Label	Cases	Percentage
0	(0)Not applicable	1541	60.4%
1	(1)Yes	49	1.9%
2	(2)No	961	37.7%
7	(7)Don't know	0	
8	(8)Refuse to answer	0	
9	(9)missing	0	
<i>Warning: these figures indicate the number of cases found in the data file. They cannot be interpreted as summary statistics of the population of interest.</i>			

# m3s037120: 37.(12)(Last 2 years)You have Chinese New Year dinner with:Spouse			
Information		[Type= discrete] [Format=numeric] [Range= 0-9] [Missing=*]	
Statistics [NW/ W]		[Valid=2551 /-] [Invalid=0 /-]	
Value	Label	Cases	Percentage
0	(0)Not applicable	1541	60.4%
1	(1)Yes	835	32.7%
2	(2)No	175	6.9%
7	(7)Don't know	0	
8	(8)Refuse to answer	0	
9	(9)missing	0	
<i>Warning: these figures indicate the number of cases found in the data file. They cannot be interpreted as summary statistics of the population of interest.</i>			
# m3s037130: 37.(13)(Last 2 years)You have Chinese New Year dinner with:Children			
Information		[Type= discrete] [Format=numeric] [Range= 0-9] [Missing=*]	
Statistics [NW/ W]		[Valid=2551 /-] [Invalid=0 /-]	
Value	Label	Cases	Percentage
0	(0)Not applicable	1541	60.4%
1	(1)Yes	533	20.9%
2	(2)No	477	18.7%
7	(7)Don't know	0	
8	(8)Refuse to answer	0	
9	(9)missing	0	
<i>Warning: these figures indicate the number of cases found in the data file. They cannot be interpreted as summary statistics of the population of interest.</i>			
# m3s037140: 37.(14)(Last 2 years)You have Chinese New Year dinner with:Spouse's father			
Information		[Type= discrete] [Format=numeric] [Range= 0-9] [Missing=*]	
Statistics [NW/ W]		[Valid=2551 /-] [Invalid=0 /-]	
Value	Label	Cases	Percentage
0	(0)Not applicable	1541	60.4%
1	(1)Yes	387	15.2%
2	(2)No	623	24.4%
7	(7)Don't know	0	
8	(8)Refuse to answer	0	
9	(9)missing	0	
<i>Warning: these figures indicate the number of cases found in the data file. They cannot be interpreted as summary statistics of the population of interest.</i>			
# m3s037150: 37.(15)(Last 2 years)You have Chinese New Year dinner with:Spouse's mother			
Information		[Type= discrete] [Format=numeric] [Range= 0-9] [Missing=*]	
Statistics [NW/ W]		[Valid=2551 /-] [Invalid=0 /-]	
Value	Label	Cases	Percentage
0	(0)Not applicable	1541	60.4%
1	(1)Yes	462	18.1%
2	(2)No	548	21.5%
7	(7)Don't know	0	
8	(8)Refuse to answer	0	
9	(9)missing	0	
<i>Warning: these figures indicate the number of cases found in the data file. They cannot be interpreted as summary statistics of the population of interest.</i>			

# m3s037160: 37.(16)(Last 2 years)You have Chinese New Year dinner with:Spouse's unmarried siblings			
Information		[Type= discrete] [Format=numeric] [Range= 0-9] [Missing=*]	
Statistics [NW/ W]		[Valid=2551 /-] [Invalid=0 /-]	
Value	Label	Cases	Percentage
0	(0)Not applicable	1541	60.4%
1	(1)Yes	236	9.3%
2	(2)No	774	30.3%
7	(7)Don't know	0	
8	(8)Refuse to answer	0	
9	(9)missing	0	
<i>Warning: these figures indicate the number of cases found in the data file. They cannot be interpreted as summary statistics of the population of interest.</i>			
# m3s037170: 37.(17)(Last 2 years)You have Chinese New Year dinner with:Spouse's married siblings			
Information		[Type= discrete] [Format=numeric] [Range= 0-9] [Missing=*]	
Statistics [NW/ W]		[Valid=2551 /-] [Invalid=0 /-]	
Value	Label	Cases	Percentage
0	(0)Not applicable	1541	60.4%
1	(1)Yes	180	7.1%
2	(2)No	830	32.5%
7	(7)Don't know	0	
8	(8)Refuse to answer	0	
9	(9)missing	0	
<i>Warning: these figures indicate the number of cases found in the data file. They cannot be interpreted as summary statistics of the population of interest.</i>			
# m3s037180: 37.(18)(Last 2 years)You have Chinese New Year dinner with:Spouse's grandparents (paternal)			
Information		[Type= discrete] [Format=numeric] [Range= 0-9] [Missing=*]	
Statistics [NW/ W]		[Valid=2551 /-] [Invalid=0 /-]	
Value	Label	Cases	Percentage
0	(0)Not applicable	1541	60.4%
1	(1)Yes	72	2.8%
2	(2)No	938	36.8%
7	(7)Don't know	0	
8	(8)Refuse to answer	0	
9	(9)missing	0	
<i>Warning: these figures indicate the number of cases found in the data file. They cannot be interpreted as summary statistics of the population of interest.</i>			
# m3s037190: 37.(19)(Last 2 years)You have Chinese New Year dinner with:Spouse's grandparents (maternal)			
Information		[Type= discrete] [Format=numeric] [Range= 0-9] [Missing=*]	
Statistics [NW/ W]		[Valid=2551 /-] [Invalid=0 /-]	
Value	Label	Cases	Percentage
0	(0)Not applicable	1541	60.4%
1	(1)Yes	18	0.7%
2	(2)No	992	38.9%
7	(7)Don't know	0	
8	(8)Refuse to answer	0	
9	(9)missing	0	
<i>Warning: these figures indicate the number of cases found in the data file. They cannot be interpreted as summary statistics of the population of interest.</i>			

# m3s037200: 37.(20)(Last 2 years)You have Chinese New Year dinner with:Married uncles (paternal)			
Information	[Type= discrete] [Format=numeric] [Range= 0-9] [Missing=*]		
Statistics [NW/ W]	[Valid=2551 /-] [Invalid=0 /-]		
Value	Label	Cases	Percentage
0	(0)Not applicable	1541	60.4%
1	(1)Yes	145	5.7%
2	(2)No	865	33.9%
7	(7)Don't know	0	
8	(8)Refuse to answer	0	
9	(9)missing	0	
<i>Warning: these figures indicate the number of cases found in the data file. They cannot be interpreted as summary statistics of the population of interest.</i>			
# m3s037210: 37.(21)(Last 2 years)You have Chinese New Year dinner with:Unmarried uncles (paternal)			
Information	[Type= discrete] [Format=numeric] [Range= 0-9] [Missing=*]		
Statistics [NW/ W]	[Valid=2551 /-] [Invalid=0 /-]		
Value	Label	Cases	Percentage
0	(0)Not applicable	1541	60.4%
1	(1)Yes	16	0.6%
2	(2)No	994	39.0%
7	(7)Don't know	0	
8	(8)Refuse to answer	0	
9	(9)missing	0	
<i>Warning: these figures indicate the number of cases found in the data file. They cannot be interpreted as summary statistics of the population of interest.</i>			
# m3s037220: 37.(22)(Last 2 years)You have Chinese New Year dinner with:Married uncles (maternal)			
Information	[Type= discrete] [Format=numeric] [Range= 0-9] [Missing=*]		
Statistics [NW/ W]	[Valid=2551 /-] [Invalid=0 /-]		
Value	Label	Cases	Percentage
0	(0)Not applicable	1541	60.4%
1	(1)Yes	54	2.1%
2	(2)No	956	37.5%
7	(7)Don't know	0	
8	(8)Refuse to answer	0	
9	(9)missing	0	
<i>Warning: these figures indicate the number of cases found in the data file. They cannot be interpreted as summary statistics of the population of interest.</i>			
# m3s037230: 37.(23)(Last 2 years)You have Chinese New Year dinner with:Unmarried uncles (maternal)			
Information	[Type= discrete] [Format=numeric] [Range= 0-9] [Missing=*]		
Statistics [NW/ W]	[Valid=2551 /-] [Invalid=0 /-]		
Value	Label	Cases	Percentage
0	(0)Not applicable	1541	60.4%
1	(1)Yes	11	0.4%
2	(2)No	999	39.2%
7	(7)Don't know	0	
8	(8)Refuse to answer	0	
9	(9)missing	0	
<i>Warning: these figures indicate the number of cases found in the data file. They cannot be interpreted as summary statistics of the population of interest.</i>			

# m3s037240: 37.(24)(Last 2 years)You have Chinese New Year dinner with:Married aunts (maternal)			
Information	[Type= discrete] [Format=numeric] [Range= 0-9] [Missing=*]		
Statistics [NW/ W]	[Valid=2551 /-] [Invalid=0 /-]		
Value	Label	Cases	Percentage
0	(0)Not applicable	1541	60.4%
1	(1)Yes	43	1.7%
2	(2)No	967	37.9%
7	(7)Don't know	0	
8	(8)Refuse to answer	0	
9	(9)missing	0	
<i>Warning: these figures indicate the number of cases found in the data file. They cannot be interpreted as summary statistics of the population of interest.</i>			
# m3s037250: 37.(25)(Last 2 years)You have Chinese New Year dinner with:Unmarried aunts (maternal)			
Information	[Type= discrete] [Format=numeric] [Range= 0-9] [Missing=*]		
Statistics [NW/ W]	[Valid=2551 /-] [Invalid=0 /-]		
Value	Label	Cases	Percentage
0	(0)Not applicable	1541	60.4%
1	(1)Yes	11	0.4%
2	(2)No	999	39.2%
7	(7)Don't know	0	
8	(8)Refuse to answer	0	
9	(9)missing	0	
<i>Warning: these figures indicate the number of cases found in the data file. They cannot be interpreted as summary statistics of the population of interest.</i>			
# m3s037260: 37.(26)(Last 2 years)You have Chinese New Year dinner with:Married aunts (paternal)			
Information	[Type= discrete] [Format=numeric] [Range= 0-9] [Missing=*]		
Statistics [NW/ W]	[Valid=2551 /-] [Invalid=0 /-]		
Value	Label	Cases	Percentage
0	(0)Not applicable	1541	60.4%
1	(1)Yes	65	2.5%
2	(2)No	945	37.0%
7	(7)Don't know	0	
8	(8)Refuse to answer	0	
9	(9)missing	0	
<i>Warning: these figures indicate the number of cases found in the data file. They cannot be interpreted as summary statistics of the population of interest.</i>			
# m3s037270: 37.(27)(Last 2 years)You have Chinese New Year dinner with:Unmarried aunts (paternal)			
Information	[Type= discrete] [Format=numeric] [Range= 0-9] [Missing=*]		
Statistics [NW/ W]	[Valid=2551 /-] [Invalid=0 /-]		
Value	Label	Cases	Percentage
0	(0)Not applicable	1541	60.4%
1	(1)Yes	24	0.9%
2	(2)No	986	38.7%
7	(7)Don't know	0	
8	(8)Refuse to answer	0	
9	(9)missing	0	
<i>Warning: these figures indicate the number of cases found in the data file. They cannot be interpreted as summary statistics of the population of interest.</i>			

# m3s037280: 37.(28)(Last 2 years)You have Chinese New Year dinner with:Cousins (paternal)			
Information		[Type= discrete] [Format=numeric] [Range= 0-9] [Missing=*]	
Statistics [NW/ W]		[Valid=2551 /-] [Invalid=0 /-]	
Value	Label	Cases	Percentage
0	(0)Not applicable	1541	60.4%
1	(1)Yes	120	4.7%
2	(2)No	890	34.9%
7	(7)Don't know	0	
8	(8)Refuse to answer	0	
9	(9)missing	0	
<i>Warning: these figures indicate the number of cases found in the data file. They cannot be interpreted as summary statistics of the population of interest.</i>			
# m3s037290: 37.(29)(Last 2 years)You have Chinese New Year dinner with:Cousins (maternal)			
Information		[Type= discrete] [Format=numeric] [Range= 0-9] [Missing=*]	
Statistics [NW/ W]		[Valid=2551 /-] [Invalid=0 /-]	
Value	Label	Cases	Percentage
0	(0)Not applicable	1541	60.4%
1	(1)Yes	84	3.3%
2	(2)No	926	36.3%
7	(7)Don't know	0	
8	(8)Refuse to answer	0	
9	(9)missing	0	
<i>Warning: these figures indicate the number of cases found in the data file. They cannot be interpreted as summary statistics of the population of interest.</i>			
# m3s037300: 37.(30)(Last 2 years)You have Chinese New Year dinner with:Other			
Information		[Type= discrete] [Format=numeric] [Range= 0-9] [Missing=*]	
Statistics [NW/ W]		[Valid=2551 /-] [Invalid=0 /-]	
Value	Label	Cases	Percentage
0	(0)Not applicable	1541	60.4%
1	(1)Yes	106	4.2%
2	(2)No	904	35.4%
7	(7)Don't know	0	
8	(8)Refuse to answer	0	
9	(9)missing	0	
<i>Warning: these figures indicate the number of cases found in the data file. They cannot be interpreted as summary statistics of the population of interest.</i>			
# m3s037310: 37.(31)(Last 2 years)You have Chinese New Year dinner with:Friend			
Information		[Type= discrete] [Format=numeric] [Range= 0-9] [Missing=*]	
Statistics [NW/ W]		[Valid=2551 /-] [Invalid=0 /-]	
Value	Label	Cases	Percentage
0	(0)Not applicable	1541	60.4%
1	(1)Yes	15	0.6%
2	(2)No	995	39.0%
7	(7)Don't know	0	
8	(8)Refuse to answer	0	
9	(9)missing	0	
<i>Warning: these figures indicate the number of cases found in the data file. They cannot be interpreted as summary statistics of the population of interest.</i>			

# m3s037320: 37.(32)(Last 2 years)You have Chinese New Year dinner with:Co-worker			
Information		[Type= discrete] [Format=numeric] [Range= 0-9] [Missing=*]	
Statistics [NW/ W]		[Valid=2551 /-] [Invalid=0 /-]	
Value	Label	Cases	Percentage
0	(0)Not applicable	1541	60.4%
1	(1)Yes	11	0.4%
2	(2)No	999	39.2%
7	(7)Don't know	0	
8	(8)Refuse to answer	0	
9	(9)missing	0	
<i>Warning: these figures indicate the number of cases found in the data file. They cannot be interpreted as summary statistics of the population of interest.</i>			
# m3s037330: 37.(33)(Last 2 years)You have Chinese New Year dinner with:Boy/girlfriend			
Information		[Type= discrete] [Format=numeric] [Range= 0-9] [Missing=*]	
Statistics [NW/ W]		[Valid=2551 /-] [Invalid=0 /-]	
Value	Label	Cases	Percentage
0	(0)Not applicable	1541	60.4%
1	(1)Yes	4	0.2%
2	(2)No	1006	39.4%
7	(7)Don't know	0	
8	(8)Refuse to answer	0	
9	(9)missing	0	
<i>Warning: these figures indicate the number of cases found in the data file. They cannot be interpreted as summary statistics of the population of interest.</i>			
# m3s037340: 37.(34)(Last 2 years)You have Chinese New Year dinner with:Other person			
Information		[Type= discrete] [Format=numeric] [Range= 0-9] [Missing=*]	
Statistics [NW/ W]		[Valid=2550 /-] [Invalid=1 /-]	
Value	Label	Cases	Percentage
0	(0)Not applicable	1541	60.4%
1	(1)Yes	17	0.7%
2	(2)No	992	38.9%
7	(7)Don't know	0	
8	(8)Refuse to answer	0	
9	(9)missing	0	
Sysmiss		1	
<i>Warning: these figures indicate the number of cases found in the data file. They cannot be interpreted as summary statistics of the population of interest.</i>			
# m3s038011: 38.(1)(Past year)Situations happened in your family-parents:Ignore people			
Information		[Type= discrete] [Format=numeric] [Range= 0-9] [Missing=*]	
Statistics [NW/ W]		[Valid=2551 /-] [Invalid=0 /-]	
Value	Label	Cases	Percentage
0	(0)N/A	1550	60.8%
1	(1)Yes	217	8.5%
2	(2)No	781	30.6%
7	(7)Don't know	0	
8	(8)Refuse to answer	0	
9	(9)missing	3	0.1%
<i>Warning: these figures indicate the number of cases found in the data file. They cannot be interpreted as summary statistics of the population of interest.</i>			

# m3s038012: 38.(2)(Past year)Situations happened in your family-parents:Quarrel/argue			
Information		[Type= discrete] [Format=numeric] [Range= 0-9] [Missing=*]	
Statistics [NW/ W]		[Valid=2551 /-] [Invalid=0 /-]	
Value	Label	Cases	Percentage
0	(0)N/A	1550	60.8%
1	(1)Yes	454	17.8%
2	(2)No	545	21.4%
7	(7)Don't know	0	
8	(8)Refuse to answer	0	
9	(9)missing	2	0.1%
<i>Warning: these figures indicate the number of cases found in the data file. They cannot be interpreted as summary statistics of the population of interest.</i>			
# m3s038013: 38.(3)(Past year)Situations happened in your family-parents:Throw things or fight			
Information		[Type= discrete] [Format=numeric] [Range= 0-9] [Missing=*]	
Statistics [NW/ W]		[Valid=2551 /-] [Invalid=0 /-]	
Value	Label	Cases	Percentage
0	(0)N/A	1550	60.8%
1	(1)Yes	9	0.4%
2	(2)No	990	38.8%
7	(7)Don't know	0	
8	(8)Refuse to answer	0	
9	(9)missing	2	0.1%
<i>Warning: these figures indicate the number of cases found in the data file. They cannot be interpreted as summary statistics of the population of interest.</i>			
# m3s038014: 38.(4)(Past year)Situations happened in your family-parents:Curse people with very bad words			
Information		[Type= discrete] [Format=numeric] [Range= 0-9] [Missing=*]	
Statistics [NW/ W]		[Valid=2551 /-] [Invalid=0 /-]	
Value	Label	Cases	Percentage
0	(0)N/A	1550	60.8%
1	(1)Yes	56	2.2%
2	(2)No	943	37.0%
7	(7)Don't know	0	
8	(8)Refuse to answer	0	
9	(9)missing	2	0.1%
<i>Warning: these figures indicate the number of cases found in the data file. They cannot be interpreted as summary statistics of the population of interest.</i>			
# m3s038015: 38.(5)(Past year)Situations happened in your family-parents:One side can make people nervous and scared			
Information		[Type= discrete] [Format=numeric] [Range= 0-9] [Missing=*]	
Statistics [NW/ W]		[Valid=2551 /-] [Invalid=0 /-]	
Value	Label	Cases	Percentage
0	(0)N/A	1550	60.8%
1	(1)Yes	94	3.7%
2	(2)No	904	35.4%
7	(7)Don't know	0	
8	(8)Refuse to answer	0	
9	(9)missing	3	0.1%
<i>Warning: these figures indicate the number of cases found in the data file. They cannot be interpreted as summary statistics of the population of interest.</i>			

# m3s038021: 38.(1)(Past year)Situations happened in your family-spouse:Ignore people			
Information	[Type= discrete] [Format=numeric] [Range= 0-9] [Missing=*]		
Statistics [NW/ W]	[Valid=2551 /-] [Invalid=0 /-]		
Value	Label	Cases	Percentage
0	(0)N/A	1564	61.3%
1	(1)Yes	550	21.6%
2	(2)No	431	16.9%
7	(7)Don't know	0	
8	(8)Refuse to answer	2	0.1%
9	(9)missing	4	0.2%
<i>Warning: these figures indicate the number of cases found in the data file. They cannot be interpreted as summary statistics of the population of interest.</i>			
# m3s038022: 38.(2)(Past year)Situations happened in your family-spouse:Quarrel/argue			
Information	[Type= discrete] [Format=numeric] [Range= 0-9] [Missing=*]		
Statistics [NW/ W]	[Valid=2551 /-] [Invalid=0 /-]		
Value	Label	Cases	Percentage
0	(0)N/A	1564	61.3%
1	(1)Yes	747	29.3%
2	(2)No	234	9.2%
7	(7)Don't know	0	
8	(8)Refuse to answer	2	0.1%
9	(9)missing	4	0.2%
<i>Warning: these figures indicate the number of cases found in the data file. They cannot be interpreted as summary statistics of the population of interest.</i>			
# m3s038023: 38.(3)(Past year)Situations happened in your family-spouse:Throw things or fight			
Information	[Type= discrete] [Format=numeric] [Range= 0-9] [Missing=*]		
Statistics [NW/ W]	[Valid=2551 /-] [Invalid=0 /-]		
Value	Label	Cases	Percentage
0	(0)N/A	1564	61.3%
1	(1)Yes	41	1.6%
2	(2)No	938	36.8%
7	(7)Don't know	0	
8	(8)Refuse to answer	2	0.1%
9	(9)missing	6	0.2%
<i>Warning: these figures indicate the number of cases found in the data file. They cannot be interpreted as summary statistics of the population of interest.</i>			
# m3s038024: 38.(4)(Past year)Situations happened in your family-spouse:Curse people with very bad words			
Information	[Type= discrete] [Format=numeric] [Range= 0-9] [Missing=*]		
Statistics [NW/ W]	[Valid=2551 /-] [Invalid=0 /-]		
Value	Label	Cases	Percentage
0	(0)N/A	1564	61.3%
1	(1)Yes	128	5.0%
2	(2)No	853	33.4%
7	(7)Don't know	0	
8	(8)Refuse to answer	2	0.1%
9	(9)missing	4	0.2%
<i>Warning: these figures indicate the number of cases found in the data file. They cannot be interpreted as summary statistics of the population of interest.</i>			

m3s038025: 38.(5)(Past year)Situations happened in your family-spouse:One side can make people nervous and scared

Information	[Type= discrete] [Format=numeric] [Range= 0-9] [Missing=*]
Statistics [NW/ W]	[Valid=2551 /-] [Invalid=0 /-]

Value	Label	Cases	Percentage
0	(0)N/A	1564	61.3%
1	(1)Yes	119	4.7%
2	(2)No	862	33.8%
7	(7)Don't know	0	
8	(8)Refuse to answer	2	0.1%
9	(9)missing	4	0.2%

Warning: these figures indicate the number of cases found in the data file. They cannot be interpreted as summary statistics of the population of interest.

# m3s038031: 38.(1)(Past year)Situations happened in your family-spouse's parents:Ignore people			
Information		[Type= discrete] [Format=numeric] [Range= 0-9] [Missing=*]	
Statistics [NW/ W]		[Valid=2551 /-] [Invalid=0 /-]	
Value	Label	Cases	Percentage
0	(0)N/A	1577	61.8%
1	(1)Yes	38	1.5%
2	(2)No	929	36.4%
7	(7)Don't know	0	
8	(8)Refuse to answer	2	0.1%
9	(9)missing	5	0.2%
<i>Warning: these figures indicate the number of cases found in the data file. They cannot be interpreted as summary statistics of the population of interest.</i>			
# m3s038032: 38.(2)(Past year)Situations happened in your family-spouse's parents:Quarrel/argue			
Information		[Type= discrete] [Format=numeric] [Range= 0-9] [Missing=*]	
Statistics [NW/ W]		[Valid=2551 /-] [Invalid=0 /-]	
Value	Label	Cases	Percentage
0	(0)N/A	1577	61.8%
1	(1)Yes	42	1.6%
2	(2)No	925	36.3%
7	(7)Don't know	0	
8	(8)Refuse to answer	2	0.1%
9	(9)missing	5	0.2%
<i>Warning: these figures indicate the number of cases found in the data file. They cannot be interpreted as summary statistics of the population of interest.</i>			
# m3s038033: 38.(3)(Past year)Situations happened in your family-spouse's parents:Throw things or fight			
Information		[Type= discrete] [Format=numeric] [Range= 0-9] [Missing=*]	
Statistics [NW/ W]		[Valid=2551 /-] [Invalid=0 /-]	
Value	Label	Cases	Percentage
0	(0)N/A	1577	61.8%
1	(1)Yes	1	0.0%
2	(2)No	966	37.9%
7	(7)Don't know	0	
8	(8)Refuse to answer	2	0.1%
9	(9)missing	5	0.2%
<i>Warning: these figures indicate the number of cases found in the data file. They cannot be interpreted as summary statistics of the population of interest.</i>			
# m3s038034: 38.(4)(Past year)Situations happened in your family-spouse's parents:Curse people with very bad words			
Information		[Type= discrete] [Format=numeric] [Range= 0-9] [Missing=*]	
Statistics [NW/ W]		[Valid=2551 /-] [Invalid=0 /-]	
Value	Label	Cases	Percentage
0	(0)N/A	1577	61.8%
1	(1)Yes	13	0.5%
2	(2)No	954	37.4%
7	(7)Don't know	0	
8	(8)Refuse to answer	2	0.1%
9	(9)missing	5	0.2%
<i>Warning: these figures indicate the number of cases found in the data file. They cannot be interpreted as summary statistics of the population of interest.</i>			

m3s038035: 38.(5)(Past year)Situations happened in your family-spouse's parents:One side can make people nervous and scared

Information [Type= discrete] [Format=numeric] [Range= 0-9] [Missing=*]

Statistics [NW/ W] [Valid=2551 /-] [Invalid=0 /-]

Value	Label	Cases	Percentage
0	(0)N/A	1577	61.8%
1	(1)Yes	38	1.5%
2	(2)No	929	36.4%
7	(7)Don't know	0	
8	(8)Refuse to answer	2	0.1%
9	(9)missing	5	0.2%

Warning: these figures indicate the number of cases found in the data file. They cannot be interpreted as summary statistics of the population of interest.

m3s039000: 39.Do you have a house under your name?

Information [Type= discrete] [Format=numeric] [Range= 0-9] [Missing=*]

Statistics [NW/ W] [Valid=2551 /-] [Invalid=0 /-]

Value	Label	Cases	Percentage
0	(0)Not applicable	1541	60.4%
1	(1)No	775	30.4%
2	(2)Yes	234	9.2%
7	(7)Don't know	1	0.0%
8	(8)Refuse to answer	0	
9	(9)missing	0	

Warning: these figures indicate the number of cases found in the data file. They cannot be interpreted as summary statistics of the population of interest.

m3s039001: 39.(2)Do you have a house under your name?Yes, I have ___ rooms/homes

Information [Type= discrete] [Format=numeric] [Range= 0-99] [Missing=*]

Statistics [NW/ W] [Valid=2551 /-] [Invalid=0 /-]

Value	Label	Cases	Percentage
0	(00)Not applicable	2316	90.8%
1		216	8.5%
2		11	0.4%
3		1	0.0%
4		2	0.1%
97	(97)Don't know	1	0.0%
98	(98)Refuse to answer	0	
99	(99)missing	4	0.2%

Warning: these figures indicate the number of cases found in the data file. They cannot be interpreted as summary statistics of the population of interest.

m3s039010: 39-1.Did your parents pay for it?

Information [Type= discrete] [Format=numeric] [Range= 0-9] [Missing=*]

Statistics [NW/ W] [Valid=2551 /-] [Invalid=0 /-]

Value	Label	Cases	Percentage
0	(0)Not applicable	2316	90.8%
1	(1)All of it	46	1.8%
2	(2)Most of it	36	1.4%
3	(3)Half	18	0.7%
4	(4)A little of it	68	2.7%

m3s039010: 39-1.Did your parents pay for it?

Value	Label	Cases	Percentage
5	(5)No	60	2.4%
6	(6)Other	4	0.2%
7	(7)Don't know	1	0.0%
8	(8)Refuse to answer	0	
9	(9)missing	2	0.1%

Warning: these figures indicate the number of cases found in the data file. They cannot be interpreted as summary statistics of the population of interest.

m3s040000: 40.Does your spouse have a house under his/her name?

Information	[Type= discrete] [Format=numeric] [Range= 0-9] [Missing=*]
Statistics [NW/ W]	[Valid=2551 /-] [Invalid=0 /-]

Value	Label	Cases	Percentage
0	(0)Not applicable	1546	60.6%
1	(1)No	759	29.8%
2	(2)Yes	242	9.5%
7	(7)Don't know	2	0.1%
8	(8)Refuse to answer	1	0.0%
9	(9)missing	1	0.0%

Warning: these figures indicate the number of cases found in the data file. They cannot be interpreted as summary statistics of the population of interest.

m3s040001: 40.(2)Does your spouse have a house under his/her name?Yes, he/she has ___ rooms/homes

Information	[Type= discrete] [Format=numeric] [Range= 0-99] [Missing=*]
Statistics [NW/ W]	[Valid=2551 /-] [Invalid=0 /-]

Value	Label	Cases	Percentage
0	(00)Not applicable	2305	90.4%
1		225	8.8%
2		11	0.4%
3		1	0.0%
97	(97)Don't know	3	0.1%
98	(98)Refuse to answer	1	0.0%
99	(99)missing	5	0.2%

Warning: these figures indicate the number of cases found in the data file. They cannot be interpreted as summary statistics of the population of interest.

m3s040010: 40-1.Did your spouse's parents pay for it?

Information	[Type= discrete] [Format=numeric] [Range= 0-9] [Missing=*]
Statistics [NW/ W]	[Valid=2551 /-] [Invalid=0 /-]

Value	Label	Cases	Percentage
0	(0)Not applicable	2305	90.4%
1	(1)All of it	57	2.2%
2	(2)Most of it	45	1.8%
3	(3)Half	18	0.7%
4	(4)A little of it	57	2.2%
5	(5)No	54	2.1%
6	(6)Other	8	0.3%
7	(7)Don't know	5	0.2%
8	(8)Refuse to answer	1	0.0%
9	(9)missing	1	0.0%

# m3s040010: 40-1.Did your spouse's parents pay for it?			
<i>Warning: these figures indicate the number of cases found in the data file. They cannot be interpreted as summary statistics of the population of interest.</i>			
# m3s041000: 41.Do you and your spouse own a house together?			
Information		[Type= discrete] [Format=numeric] [Range= 0-9] [Missing=*]	
Statistics [NW/ W]		[Valid=2551 /-] [Invalid=0 /-]	
Value	Label	Cases	Percentage
0	(0)Not applicable	1545	60.6%
1	(1)No	950	37.2%
2	(2)Yes	54	2.1%
7	(7)Don't know	0	
8	(8)Refuse to answer	1	0.0%
9	(9)missing	1	0.0%
<i>Warning: these figures indicate the number of cases found in the data file. They cannot be interpreted as summary statistics of the population of interest.</i>			
# m3s041001: 41.(2)Do you and your spouse own a house together?Yes, we have __rooms/homes			
Information		[Type= discrete] [Format=numeric] [Range= 0-99] [Missing=*]	
Statistics [NW/ W]		[Valid=2551 /-] [Invalid=0 /-]	
Value	Label	Cases	Percentage
0	(00)Not applicable	2495	97.8%
1		52	2.0%
2		2	0.1%
97	(97)Don't know	0	
98	(98)Refuse to answer	1	0.0%
99	(99)missing	1	0.0%
<i>Warning: these figures indicate the number of cases found in the data file. They cannot be interpreted as summary statistics of the population of interest.</i>			
# m3s041010: 41-1.Did your parents or spouse's parents pay for it?			
Information		[Type= discrete] [Format=numeric] [Range= 0-9] [Missing=*]	
Statistics [NW/ W]		[Valid=2551 /-] [Invalid=0 /-]	
Value	Label	Cases	Percentage
0	(0)Not applicable	2495	97.8%
1	(1)All of it	1	0.0%
2	(2)Most of it	6	0.2%
3	(3)Half	6	0.2%
4	(4)A little of it	21	0.8%
5	(5)No	20	0.8%
6	(6)Other	0	
7	(7)Don't know	0	
8	(8)Refuse to answer	1	0.0%
9	(9)missing	1	0.0%
<i>Warning: these figures indicate the number of cases found in the data file. They cannot be interpreted as summary statistics of the population of interest.</i>			
# m3s042000: 42.(No house)When do you want to buy a house?			
Information		[Type= discrete] [Format=numeric] [Range= 0-9] [Missing=*]	
Statistics [NW/ W]		[Valid=2551 /-] [Invalid=0 /-]	
Value	Label	Cases	Percentage
0	(0)Not applicable	1994	78.2%

# m3s042000: 42.(No house)When do you want to buy a house?			
Value	Label	Cases	Percentage
1	(1)At age___	298	11.7%
2	(2)Don't want to buy a house	55	2.2%
3	(3)Haven't thought about it	201	7.9%
7	(7)Don't know	0	
8	(8)Refuse to answer	0	
9	(9)missing	3	0.1%
<i>Warning: these figures indicate the number of cases found in the data file. They cannot be interpreted as summary statistics of the population of interest.</i>			
# m3s042001: 42.(1)(No house)When do you want to buy a house?At age___			
Information	[Type= discrete] [Format=numeric] [Range= 0-99] [Missing=*]		
Statistics [NW/ W]	[Valid=2551 /-] [Invalid=0 /-]		
Value	Label	Cases	Percentage
0	(00)Not applicable	2250	88.2%
30		2	0.1%
31		5	0.2%
32		18	0.7%
33		8	0.3%
34		10	0.4%
35		122	4.8%
36		11	0.4%
37		2	0.1%
38		10	0.4%
39		1	0.0%
40		88	3.4%
42		1	0.0%
43		1	0.0%
45		6	0.2%
50		1	0.0%
55		1	0.0%
60		1	0.0%
97	(97)Don't know	10	0.4%
98	(98)Refuse to answer	0	
99	(99)missing	3	0.1%
<i>Warning: these figures indicate the number of cases found in the data file. They cannot be interpreted as summary statistics of the population of interest.</i>			
# m3s043011: 43.Living together at time of marriage:Parents			
Information	[Type= discrete] [Format=numeric] [Range= 0-9] [Missing=*]		
Statistics [NW/ W]	[Valid=2551 /-] [Invalid=0 /-]		
Value	Label	Cases	Percentage
0	(0)Not applicable	1541	60.4%
1	(1)Yes	362	14.2%
2	(2)No	645	25.3%
7	(7)Don't know	0	
8	(8)Refuse to answer	1	0.0%
9	(9)missing	2	0.1%
<i>Warning: these figures indicate the number of cases found in the data file. They cannot be interpreted as summary statistics of the population of interest.</i>			

# m3s043021: 43.Living together at time of marriage:Parent-in-law			
Information		[Type= discrete] [Format=numeric] [Range= 0-9] [Missing=*]	
Statistics [NW/ W]		[Valid=2551 /-] [Invalid=0 /-]	
Value	Label	Cases	Percentage
0	(0)Not applicable	1541	60.4%
1	(1)Yes	240	9.4%
2	(2)No	766	30.0%
7	(7)Don't know	0	
8	(8)Refuse to answer	2	0.1%
9	(9)missing	2	0.1%
<i>Warning: these figures indicate the number of cases found in the data file. They cannot be interpreted as summary statistics of the population of interest.</i>			
# m3s043031: 43.Living together at time of marriage:Married siblings			
Information		[Type= discrete] [Format=numeric] [Range= 0-9] [Missing=*]	
Statistics [NW/ W]		[Valid=2551 /-] [Invalid=0 /-]	
Value	Label	Cases	Percentage
0	(0)Not applicable	1541	60.4%
1	(1)Yes	66	2.6%
2	(2)No	939	36.8%
7	(7)Don't know	0	
8	(8)Refuse to answer	2	0.1%
9	(9)missing	3	0.1%
<i>Warning: these figures indicate the number of cases found in the data file. They cannot be interpreted as summary statistics of the population of interest.</i>			
# m3s043041: 43.Living together at time of marriage:Unmarried siblings			
Information		[Type= discrete] [Format=numeric] [Range= 0-9] [Missing=*]	
Statistics [NW/ W]		[Valid=2551 /-] [Invalid=0 /-]	
Value	Label	Cases	Percentage
0	(0)Not applicable	1541	60.4%
1	(1)Yes	204	8.0%
2	(2)No	802	31.4%
7	(7)Don't know	0	
8	(8)Refuse to answer	2	0.1%
9	(9)missing	2	0.1%
<i>Warning: these figures indicate the number of cases found in the data file. They cannot be interpreted as summary statistics of the population of interest.</i>			
# m3s043051: 43.Living together at time of marriage:Spouse's married siblings			
Information		[Type= discrete] [Format=numeric] [Range= 0-9] [Missing=*]	
Statistics [NW/ W]		[Valid=2551 /-] [Invalid=0 /-]	
Value	Label	Cases	Percentage
0	(0)Not applicable	1541	60.4%
1	(1)Yes	54	2.1%
2	(2)No	951	37.3%
7	(7)Don't know	0	
8	(8)Refuse to answer	3	0.1%
9	(9)missing	2	0.1%
<i>Warning: these figures indicate the number of cases found in the data file. They cannot be interpreted as summary statistics of the population of interest.</i>			

# m3s043061: 43.Living together at time of marriage:Spouse's unmarried siblings			
Information		[Type= discrete] [Format=numeric] [Range= 0-9] [Missing=*]	
Statistics [NW/ W]		[Valid=2551 /-] [Invalid=0 /-]	
Value	Label	Cases	Percentage
0	(0)Not applicable	1541	60.4%
1	(1)Yes	112	4.4%
2	(2)No	893	35.0%
7	(7)Don't know	0	
8	(8)Refuse to answer	3	0.1%
9	(9)missing	2	0.1%
<i>Warning: these figures indicate the number of cases found in the data file. They cannot be interpreted as summary statistics of the population of interest.</i>			
# m3s043071: 43.Living together at time of marriage:Grandparents			
Information		[Type= discrete] [Format=numeric] [Range= 0-9] [Missing=*]	
Statistics [NW/ W]		[Valid=2551 /-] [Invalid=0 /-]	
Value	Label	Cases	Percentage
0	(0)Not applicable	1542	60.4%
1	(1)Yes	46	1.8%
2	(2)No	958	37.6%
7	(7)Don't know	0	
8	(8)Refuse to answer	3	0.1%
9	(9)missing	2	0.1%
<i>Warning: these figures indicate the number of cases found in the data file. They cannot be interpreted as summary statistics of the population of interest.</i>			
# m3s043081: 43.Living together at time of marriage:Spouse's grandparents			
Information		[Type= discrete] [Format=numeric] [Range= 0-9] [Missing=*]	
Statistics [NW/ W]		[Valid=2551 /-] [Invalid=0 /-]	
Value	Label	Cases	Percentage
0	(0)Not applicable	1542	60.4%
1	(1)Yes	22	0.9%
2	(2)No	982	38.5%
7	(7)Don't know	0	
8	(8)Refuse to answer	3	0.1%
9	(9)missing	2	0.1%
<i>Warning: these figures indicate the number of cases found in the data file. They cannot be interpreted as summary statistics of the population of interest.</i>			
# m3s043012: 43.Still living together:Parents			
Information		[Type= discrete] [Format=numeric] [Range= 0-9] [Missing=*]	
Statistics [NW/ W]		[Valid=2551 /-] [Invalid=0 /-]	
Value	Label	Cases	Percentage
0	(0)Not applicable	1541	60.4%
1	(1)Yes	284	11.1%
2	(2)No	723	28.3%
7	(7)Don't know	0	
8	(8)Refuse to answer	1	0.0%
9	(9)missing	2	0.1%
<i>Warning: these figures indicate the number of cases found in the data file. They cannot be interpreted as summary statistics of the population of interest.</i>			

# m3s043022: 43.Still living together:Parent-in-law			
Information	[Type= discrete] [Format=numeric] [Range= 0-9] [Missing=*]		
Statistics [NW/ W]	[Valid=2551 /-] [Invalid=0 /-]		
Value	Label	Cases	Percentage
0	(0)Not applicable	1541	60.4%
1	(1)Yes	176	6.9%
2	(2)No	830	32.5%
7	(7)Don't know	0	
8	(8)Refuse to answer	2	0.1%
9	(9)missing	2	0.1%
<i>Warning: these figures indicate the number of cases found in the data file. They cannot be interpreted as summary statistics of the population of interest.</i>			
# m3s043032: 43.Still living together:Married siblings			
Information	[Type= discrete] [Format=numeric] [Range= 0-9] [Missing=*]		
Statistics [NW/ W]	[Valid=2551 /-] [Invalid=0 /-]		
Value	Label	Cases	Percentage
0	(0)Not applicable	1541	60.4%
1	(1)Yes	46	1.8%
2	(2)No	959	37.6%
7	(7)Don't know	0	
8	(8)Refuse to answer	2	0.1%
9	(9)missing	3	0.1%
<i>Warning: these figures indicate the number of cases found in the data file. They cannot be interpreted as summary statistics of the population of interest.</i>			
# m3s043042: 43.Still living together:Unmarried siblings			
Information	[Type= discrete] [Format=numeric] [Range= 0-9] [Missing=*]		
Statistics [NW/ W]	[Valid=2551 /-] [Invalid=0 /-]		
Value	Label	Cases	Percentage
0	(0)Not applicable	1541	60.4%
1	(1)Yes	153	6.0%
2	(2)No	853	33.4%
7	(7)Don't know	0	
8	(8)Refuse to answer	2	0.1%
9	(9)missing	2	0.1%
<i>Warning: these figures indicate the number of cases found in the data file. They cannot be interpreted as summary statistics of the population of interest.</i>			
# m3s043052: 43.Still living together:Spouse's married siblings			
Information	[Type= discrete] [Format=numeric] [Range= 0-9] [Missing=*]		
Statistics [NW/ W]	[Valid=2551 /-] [Invalid=0 /-]		
Value	Label	Cases	Percentage
0	(0)Not applicable	1541	60.4%
1	(1)Yes	29	1.1%
2	(2)No	976	38.3%
7	(7)Don't know	0	
8	(8)Refuse to answer	3	0.1%
9	(9)missing	2	0.1%
<i>Warning: these figures indicate the number of cases found in the data file. They cannot be interpreted as summary statistics of the population of interest.</i>			

# m3s043062: 43.Still living together:Spouse's unmarried siblings			
Information		[Type= discrete] [Format=numeric] [Range= 0-9] [Missing=*]	
Statistics [NW/ W]		[Valid=2551 /-] [Invalid=0 /-]	
Value	Label	Cases	Percentage
0	(0)Not applicable	1541	60.4%
1	(1)Yes	73	2.9%
2	(2)No	932	36.5%
7	(7)Don't know	0	
8	(8)Refuse to answer	3	0.1%
9	(9)missing	2	0.1%
<i>Warning: these figures indicate the number of cases found in the data file. They cannot be interpreted as summary statistics of the population of interest.</i>			
# m3s043072: 43.Still living together:Grandparents			
Information		[Type= discrete] [Format=numeric] [Range= 0-9] [Missing=*]	
Statistics [NW/ W]		[Valid=2551 /-] [Invalid=0 /-]	
Value	Label	Cases	Percentage
0	(0)Not applicable	1542	60.4%
1	(1)Yes	35	1.4%
2	(2)No	969	38.0%
7	(7)Don't know	0	
8	(8)Refuse to answer	3	0.1%
9	(9)missing	2	0.1%
<i>Warning: these figures indicate the number of cases found in the data file. They cannot be interpreted as summary statistics of the population of interest.</i>			
# m3s043082: 43.Still living together:Spouse's grandparents			
Information		[Type= discrete] [Format=numeric] [Range= 0-9] [Missing=*]	
Statistics [NW/ W]		[Valid=2551 /-] [Invalid=0 /-]	
Value	Label	Cases	Percentage
0	(0)Not applicable	1542	60.4%
1	(1)Yes	16	0.6%
2	(2)No	988	38.7%
7	(7)Don't know	0	
8	(8)Refuse to answer	3	0.1%
9	(9)missing	2	0.1%
<i>Warning: these figures indicate the number of cases found in the data file. They cannot be interpreted as summary statistics of the population of interest.</i>			
# m3s043013: 43.Length of time living together:Parents,___years			
Information		[Type= discrete] [Format=numeric] [Range= 0-99] [Missing=*]	
Statistics [NW/ W]		[Valid=2551 /-] [Invalid=0 /-]	
Value	Label	Cases	Percentage
0	(0)0 or not applicable	2271	89.0%
1		83	3.3%
2		58	2.3%
3		49	1.9%
4		21	0.8%
5		17	0.7%
6		19	0.7%

m3s043013: 43.Length of time living together:Parents,___years

Value	Label	Cases	Percentage
7		10	0.4%
8		2	0.1%
9		2	0.1%
10		3	0.1%
11		5	0.2%
12		1	0.0%
14		1	0.0%
97	(97)Don't know	1	0.0%
98	(98)Refuse to answer	2	0.1%
99	(99)missing	6	0.2%

Warning: these figures indicate the number of cases found in the data file. They cannot be interpreted as summary statistics of the population of interest.

m3s043014: 43.Length of time living together:Parents,___months

Information	[Type= discrete] [Format=numeric] [Range= 0-99] [Missing=*]
Statistics [NW/ W]	[Valid=2551 /-] [Invalid=0 /-]

Value	Label	Cases	Percentage
0	(0)0 or not applicable	2254	88.4%
1		34	1.3%
2		28	1.1%
3		30	1.2%
4		17	0.7%
5		19	0.7%
6		54	2.1%
7		18	0.7%
8		17	0.7%
9		21	0.8%
10		31	1.2%
11		16	0.6%
97	(97)Don't know	3	0.1%
98	(98)Refuse to answer	2	0.1%
99	(99)missing	7	0.3%

Warning: these figures indicate the number of cases found in the data file. They cannot be interpreted as summary statistics of the population of interest.

m3s043023: 43.Length of time living together:Parent-in-law,___years

Information	[Type= discrete] [Format=numeric] [Range= 0-99] [Missing=*]
Statistics [NW/ W]	[Valid=2551 /-] [Invalid=0 /-]

Value	Label	Cases	Percentage
0	(0)0 or not applicable	2331	91.4%
1		44	1.7%
2		45	1.8%
3		32	1.3%
4		24	0.9%
5		20	0.8%
6		19	0.7%
7		6	0.2%
8		5	0.2%

# m3s043023: 43.Length of time living together:Parent-in-law,___years			
Value	Label	Cases	Percentage
9		3	0.1%
10		6	0.2%
11		2	0.1%
12		2	0.1%
13		2	0.1%
15		1	0.0%
97	(97)Don't know	2	0.1%
98	(98)Refuse to answer	3	0.1%
99	(99)missing	4	0.2%
<i>Warning: these figures indicate the number of cases found in the data file. They cannot be interpreted as summary statistics of the population of interest.</i>			
# m3s043024: 43.Length of time living together:Parent-in-law,___months			
Information	[Type= discrete] [Format=numeric] [Range= 0-99] [Missing=*]		
Statistics [NW/ W]	[Valid=2551 /-] [Invalid=0 /-]		
Value	Label	Cases	Percentage
0	(0)0 or not applicable	2373	93.0%
1		12	0.5%
2		19	0.7%
3		21	0.8%
4		8	0.3%
5		14	0.5%
6		35	1.4%
7		11	0.4%
8		8	0.3%
9		9	0.4%
10		17	0.7%
11		12	0.5%
97	(97)Don't know	2	0.1%
98	(98)Refuse to answer	3	0.1%
99	(99)missing	7	0.3%
<i>Warning: these figures indicate the number of cases found in the data file. They cannot be interpreted as summary statistics of the population of interest.</i>			
# m3s043033: 43.Length of time living together:Married siblings,___years			
Information	[Type= discrete] [Format=numeric] [Range= 0-99] [Missing=*]		
Statistics [NW/ W]	[Valid=2551 /-] [Invalid=0 /-]		
Value	Label	Cases	Percentage
0	(0)0 or not applicable	2493	97.7%
1		13	0.5%
2		8	0.3%
3		13	0.5%
4		5	0.2%
5		6	0.2%
6		3	0.1%
7		4	0.2%
97	(97)Don't know	0	
98	(98)Refuse to answer	2	0.1%

# m3s043033: 43.Length of time living together:Married siblings,___years			
Value	Label	Cases	Percentage
99	(99)missing	4	0.2%
<i>Warning: these figures indicate the number of cases found in the data file. They cannot be interpreted as summary statistics of the population of interest.</i>			
# m3s043034: 43.Length of time living together:Married siblings,___months			
Information		[Type= discrete] [Format=numeric] [Range= 0-99] [Missing=*]	
Statistics [NW/ W]		[Valid=2551 /-] [Invalid=0 /-]	
Value	Label	Cases	Percentage
0	(0)0 or not applicable	2496	97.8%
1		6	0.2%
2		10	0.4%
3		3	0.1%
4		2	0.1%
5		3	0.1%
6		7	0.3%
7		2	0.1%
8		3	0.1%
9		3	0.1%
10		6	0.2%
11		3	0.1%
97	(97)Don't know	0	
98	(98)Refuse to answer	2	0.1%
99	(99)missing	5	0.2%
<i>Warning: these figures indicate the number of cases found in the data file. They cannot be interpreted as summary statistics of the population of interest.</i>			
# m3s043043: 43.Length of time living together:Unmarried siblings,___years			
Information		[Type= discrete] [Format=numeric] [Range= 0-99] [Missing=*]	
Statistics [NW/ W]		[Valid=2551 /-] [Invalid=0 /-]	
Value	Label	Cases	Percentage
0	(0)0 or not applicable	2384	93.5%
1		51	2.0%
2		38	1.5%
3		26	1.0%
4		15	0.6%
5		11	0.4%
6		8	0.3%
7		3	0.1%
8		2	0.1%
10		1	0.0%
11		4	0.2%
14		1	0.0%
97	(97)Don't know	1	0.0%
98	(98)Refuse to answer	2	0.1%
99	(99)missing	4	0.2%
<i>Warning: these figures indicate the number of cases found in the data file. They cannot be interpreted as summary statistics of the population of interest.</i>			

# m3s043044: 43.Length of time living together:Unmarried siblings,___months			
Information		[Type= discrete] [Format=numeric] [Range= 0-99] [Missing=*]	
Statistics [NW/ W]		[Valid=2551 /-] [Invalid=0 /-]	
Value	Label	Cases	Percentage
0	(0)0 or not applicable	2388	93.6%
1		17	0.7%
2		14	0.5%
3		17	0.7%
4		8	0.3%
5		15	0.6%
6		28	1.1%
7		11	0.4%
8		11	0.4%
9		10	0.4%
10		9	0.4%
11		13	0.5%
97	(97)Don't know	4	0.2%
98	(98)Refuse to answer	2	0.1%
99	(99)missing	4	0.2%
<i>Warning: these figures indicate the number of cases found in the data file. They cannot be interpreted as summary statistics of the population of interest.</i>			
# m3s043053: 43.Length of time living together:Spouse's married siblings,___years			
Information		[Type= discrete] [Format=numeric] [Range= 0-99] [Missing=*]	
Statistics [NW/ W]		[Valid=2551 /-] [Invalid=0 /-]	
Value	Label	Cases	Percentage
0	(0)0 or not applicable	2497	97.9%
1		6	0.2%
2		10	0.4%
3		12	0.5%
4		7	0.3%
5		2	0.1%
6		3	0.1%
7		4	0.2%
8		1	0.0%
10		1	0.0%
97	(97)Don't know	0	
98	(98)Refuse to answer	3	0.1%
99	(99)missing	5	0.2%
<i>Warning: these figures indicate the number of cases found in the data file. They cannot be interpreted as summary statistics of the population of interest.</i>			
# m3s043054: 43.Length of time living together:Spouse's married siblings,___months			
Information		[Type= discrete] [Format=numeric] [Range= 0-99] [Missing=*]	
Statistics [NW/ W]		[Valid=2551 /-] [Invalid=0 /-]	
Value	Label	Cases	Percentage
0	(0)0 or not applicable	2516	98.6%
1		2	0.1%
2		2	0.1%

m3s043054: 43.Length of time living together:Spouse's married siblings,___months

Value	Label	Cases	Percentage
3		2	0.1%
4		2	0.1%
5		2	0.1%
6		6	0.2%
7		1	0.0%
8		2	0.1%
9		1	0.0%
10		5	0.2%
11		1	0.0%
97	(97)Don't know	0	
98	(98)Refuse to answer	3	0.1%
99	(99)missing	6	0.2%

Warning: these figures indicate the number of cases found in the data file. They cannot be interpreted as summary statistics of the population of interest.

m3s043063: 43.Length of time living together:Spouse's unmarried siblings,___years

Information	[Type= discrete] [Format=numeric] [Range= 0-99] [Missing=*]
Statistics [NW/ W]	[Valid=2551 /-] [Invalid=0 /-]

Value	Label	Cases	Percentage
0	(0)0 or not applicable	2446	95.9%
1		20	0.8%
2		21	0.8%
3		16	0.6%
4		12	0.5%
5		13	0.5%
6		7	0.3%
7		1	0.0%
8		1	0.0%
11		2	0.1%
13		1	0.0%
97	(97)Don't know	0	
98	(98)Refuse to answer	3	0.1%
99	(99)missing	8	0.3%

Warning: these figures indicate the number of cases found in the data file. They cannot be interpreted as summary statistics of the population of interest.

m3s043064: 43.Length of time living together:Spouse's unmarried siblings,___months

Information	[Type= discrete] [Format=numeric] [Range= 0-99] [Missing=*]
Statistics [NW/ W]	[Valid=2551 /-] [Invalid=0 /-]

Value	Label	Cases	Percentage
0	(0)0 or not applicable	2469	96.8%
1		7	0.3%
2		5	0.2%
3		12	0.5%
4		5	0.2%
5		6	0.2%
6		14	0.5%
7		3	0.1%

# m3s043064: 43.Length of time living together:Spouse's unmarried siblings,___months			
Value	Label	Cases	Percentage
8		6	0.2%
9		1	0.0%
10		6	0.2%
11		5	0.2%
97	(97)Don't know	0	
98	(98)Refuse to answer	3	0.1%
99	(99)missing	9	0.4%
<i>Warning: these figures indicate the number of cases found in the data file. They cannot be interpreted as summary statistics of the population of interest.</i>			
# m3s043073: 43.Length of time living together:Grandparents,___years			
Information	[Type= discrete] [Format=numeric] [Range= 0-99] [Missing=*]		
Statistics [NW/ W]	[Valid=2551 /-] [Invalid=0 /-]		
Value	Label	Cases	Percentage
0	(0)0 or not applicable	2508	98.3%
1		15	0.6%
2		4	0.2%
3		8	0.3%
4		1	0.0%
6		5	0.2%
7		1	0.0%
9		2	0.1%
14		1	0.0%
97	(97)Don't know	0	
98	(98)Refuse to answer	3	0.1%
99	(99)missing	3	0.1%
<i>Warning: these figures indicate the number of cases found in the data file. They cannot be interpreted as summary statistics of the population of interest.</i>			
# m3s043074: 43.Length of time living together:Grandparents,___months			
Information	[Type= discrete] [Format=numeric] [Range= 0-99] [Missing=*]		
Statistics [NW/ W]	[Valid=2551 /-] [Invalid=0 /-]		
Value	Label	Cases	Percentage
0	(0)0 or not applicable	2511	98.4%
1		4	0.2%
2		2	0.1%
3		1	0.0%
4		4	0.2%
5		2	0.1%
6		5	0.2%
7		7	0.3%
8		2	0.1%
9		2	0.1%
10		5	0.2%
97	(97)Don't know	0	
98	(98)Refuse to answer	3	0.1%
99	(99)missing	3	0.1%
<i>Warning: these figures indicate the number of cases found in the data file. They cannot be interpreted as summary statistics of the population of interest.</i>			

# m3s043083: 43.Length of time living together:Spouse's grandparents,___ years			
Information		[Type= discrete] [Format=numeric] [Range= 0-99] [Missing=*]	
Statistics [NW/ W]		[Valid=2551 /-] [Invalid=0 /-]	
Value	Label	Cases	Percentage
0	(0)0 or not applicable	2522	98.9%
1		2	0.1%
2		5	0.2%
3		5	0.2%
4		4	0.2%
5		4	0.2%
6		1	0.0%
8		1	0.0%
9		1	0.0%
97	(97)Don't know	0	
98	(98)Refuse to answer	3	0.1%
99	(99)missing	3	0.1%
<i>Warning: these figures indicate the number of cases found in the data file. They cannot be interpreted as summary statistics of the population of interest.</i>			
# m3s043084: 43.Length of time living together:Spouse's grandparents,___ months			
Information		[Type= discrete] [Format=numeric] [Range= 0-99] [Missing=*]	
Statistics [NW/ W]		[Valid=2551 /-] [Invalid=0 /-]	
Value	Label	Cases	Percentage
0	(0)0 or not applicable	2529	99.1%
1		2	0.1%
2		6	0.2%
3		1	0.0%
5		2	0.1%
6		3	0.1%
10		1	0.0%
11		1	0.0%
97	(97)Don't know	0	
98	(98)Refuse to answer	3	0.1%
99	(99)missing	3	0.1%
<i>Warning: these figures indicate the number of cases found in the data file. They cannot be interpreted as summary statistics of the population of interest.</i>			
# m3s044010: 44.(1)Are you satisfied with the following relationships:You and your father			
Information		[Type= discrete] [Format=numeric] [Range= 0-9] [Missing=*]	
Statistics [NW/ W]		[Valid=2551 /-] [Invalid=0 /-]	
Value	Label	Cases	Percentage
0	(0)N/A	1668	65.4%
1	(1)Very Satisfied	288	11.3%
2	(2)Pretty Satisfied	502	19.7%
3	(3)Not really Satisfied	67	2.6%
4	(4)Not satisfied at all	23	0.9%
7	(7)Don't know	2	0.1%
8	(8)Refuse to answer	0	
9	(9)missing	1	0.0%

m3s044010: 44.(1)Are you satisfied with the following relationships:You and your father

Warning: these figures indicate the number of cases found in the data file. They cannot be interpreted as summary statistics of the population of interest.

m3s044020: 44.(2)Are you satisfied with the following relationships:You and your mother

Information [Type= discrete] [Format=numeric] [Range= 0-9] [Missing=*]

Statistics [NW/ W] [Valid=2551 /-] [Invalid=0 /-]

Value	Label	Cases	Percentage
0	(0)N/A	1576	61.8%
1	(1)Very Satisfied	415	16.3%
2	(2)Pretty Satisfied	506	19.8%
3	(3)Not really Satisfied	45	1.8%
4	(4)Not satisfied at all	8	0.3%
7	(7)Don't know	0	
8	(8)Refuse to answer	0	
9	(9)missing	1	0.0%

Warning: these figures indicate the number of cases found in the data file. They cannot be interpreted as summary statistics of the population of interest.

# m3s044030: 44.(3)Are you satisfied with the following relationships:Your parents			
Information		[Type= discrete] [Format=numeric] [Range= 0-9] [Missing=*]	
Statistics [NW/ W]		[Valid=2551 /-] [Invalid=0 /-]	
Value	Label	Cases	Percentage
0	(0)N/A	1671	65.5%
1	(1)Very Satisfied	283	11.1%
2	(2)Pretty Satisfied	470	18.4%
3	(3)Not really Satisfied	87	3.4%
4	(4)Not satisfied at all	38	1.5%
7	(7)Don't know	1	0.0%
8	(8)Refuse to answer	0	
9	(9)missing	1	0.0%
<i>Warning: these figures indicate the number of cases found in the data file. They cannot be interpreted as summary statistics of the population of interest.</i>			
# m3s044040: 44.(4)Are you satisfied with the following relationships:You and your siblings			
Information		[Type= discrete] [Format=numeric] [Range= 0-9] [Missing=*]	
Statistics [NW/ W]		[Valid=2551 /-] [Invalid=0 /-]	
Value	Label	Cases	Percentage
0	(0)N/A	1572	61.6%
1	(1)Very Satisfied	348	13.6%
2	(2)Pretty Satisfied	554	21.7%
3	(3)Not really Satisfied	59	2.3%
4	(4)Not satisfied at all	14	0.5%
7	(7)Don't know	3	0.1%
8	(8)Refuse to answer	0	
9	(9)missing	1	0.0%
<i>Warning: these figures indicate the number of cases found in the data file. They cannot be interpreted as summary statistics of the population of interest.</i>			
# m3s044050: 44.(5)Are you satisfied with the following relationships:You and your spouse's father			
Information		[Type= discrete] [Format=numeric] [Range= 0-9] [Missing=*]	
Statistics [NW/ W]		[Valid=2551 /-] [Invalid=0 /-]	
Value	Label	Cases	Percentage
0	(0)N/A	1706	66.9%
1	(1)Very Satisfied	186	7.3%
2	(2)Pretty Satisfied	566	22.2%
3	(3)Not really Satisfied	61	2.4%
4	(4)Not satisfied at all	25	1.0%
7	(7)Don't know	4	0.2%
8	(8)Refuse to answer	1	0.0%
9	(9)missing	2	0.1%
<i>Warning: these figures indicate the number of cases found in the data file. They cannot be interpreted as summary statistics of the population of interest.</i>			
# m3s044060: 44.(6)Are you satisfied with the following relationships:You and your spouse's mother			
Information		[Type= discrete] [Format=numeric] [Range= 0-9] [Missing=*]	
Statistics [NW/ W]		[Valid=2551 /-] [Invalid=0 /-]	
Value	Label	Cases	Percentage
0	(0)N/A	1610	63.1%

# m3s044060: 44.(6)Are you satisfied with the following relationships:You and your spouse's mother			
Value	Label	Cases	Percentage
1	(1)Very Satisfied	229	9.0%
2	(2)Pretty Satisfied	614	24.1%
3	(3)Not really Satisfied	73	2.9%
4	(4)Not satisfied at all	22	0.9%
7	(7)Don't know	0	
8	(8)Refuse to answer	1	0.0%
9	(9)missing	2	0.1%
<i>Warning: these figures indicate the number of cases found in the data file. They cannot be interpreted as summary statistics of the population of interest.</i>			
# m3s044070: 44.(7)Are you satisfied with the following relationships:Your spouse's parents			
Information	[Type= discrete] [Format=numeric] [Range= 0-9] [Missing=*]		
Statistics [NW/ W]	[Valid=2551 /-] [Invalid=0 /-]		
Value	Label	Cases	Percentage
0	(0)N/A	1705	66.8%
1	(1)Very Satisfied	213	8.3%
2	(2)Pretty Satisfied	528	20.7%
3	(3)Not really Satisfied	67	2.6%
4	(4)Not satisfied at all	30	1.2%
7	(7)Don't know	5	0.2%
8	(8)Refuse to answer	1	0.0%
9	(9)missing	2	0.1%
<i>Warning: these figures indicate the number of cases found in the data file. They cannot be interpreted as summary statistics of the population of interest.</i>			
# m3s044080: 44.(8)Are you satisfied with the following relationships:You and your spouse's siblings			
Information	[Type= discrete] [Format=numeric] [Range= 0-9] [Missing=*]		
Statistics [NW/ W]	[Valid=2551 /-] [Invalid=0 /-]		
Value	Label	Cases	Percentage
0	(0)N/A	1605	62.9%
1	(1)Very Satisfied	216	8.5%
2	(2)Pretty Satisfied	631	24.7%
3	(3)Not really Satisfied	74	2.9%
4	(4)Not satisfied at all	19	0.7%
7	(7)Don't know	2	0.1%
8	(8)Refuse to answer	1	0.0%
9	(9)missing	3	0.1%
<i>Warning: these figures indicate the number of cases found in the data file. They cannot be interpreted as summary statistics of the population of interest.</i>			
# m3s045000: 45.How did you meet your spouse?			
Information	[Type= discrete] [Format=numeric] [Range= 0-9] [Missing=*]		
Statistics [NW/ W]	[Valid=2551 /-] [Invalid=0 /-]		
Value	Label	Cases	Percentage
0	(0)Not applicable	1545	60.6%
1	(1)Blind date	8	0.3%
2	(2)Introduced by someone	273	10.7%
3	(3)Met myself	720	28.2%
7	(7)Don't know	1	0.0%

# m3s045000: 45.How did you meet your spouse?			
Value	Label	Cases	Percentage
8	(8)Refuse to answer	3	0.1%
9	(9)missing	1	0.0%
<i>Warning: these figures indicate the number of cases found in the data file. They cannot be interpreted as summary statistics of the population of interest.</i>			
# m3s045010: 45-1.Who set up the blind date or introduced you for the first time?			
Information	[Type= discrete] [Format=numeric] [Range= 0-99] [Missing=*]		
Statistics [NW/ W]	[Valid=2551 /-] [Invalid=0 /-]		
Value	Label	Cases	Percentage
0	(0)Not applicable	2265	88.8%
1	(01)Sibling or cousin	16	0.6%
2	(02)Parents or other relatives	14	0.5%
3	(03)Friend or class-mate	195	7.6%
4	(04)Neighbor or other elder	12	0.5%
5	(05)Co-worker	31	1.2%
6	(06)Matchmaker or wedding club	6	0.2%
7	(07)Other	3	0.1%
97	(97)Don't know	1	0.0%
98	(98)Refuse to answer	3	0.1%
99	(99)missing	5	0.2%
<i>Warning: these figures indicate the number of cases found in the data file. They cannot be interpreted as summary statistics of the population of interest.</i>			
# m3s045021: 45-2.Where did you meet your spouse?			
Information	[Type= discrete] [Format=numeric] [Range= 0-9] [Missing=*]		
Statistics [NW/ W]	[Valid=2551 /-] [Invalid=0 /-]		
Value	Label	Cases	Percentage
0	(0)Not applicable	1826	71.6%
1	(1)Live in the same place	7	0.3%
2	(2)Met at school	304	11.9%
3	(3)Met at the workplace	243	9.5%
4	(4)At family-related meeting place	6	0.2%
5	(5)Online	81	3.2%
6	(6)At another place	79	3.1%
7	(7)Don't know	1	0.0%
8	(8)Refuse to answer	3	0.1%
9	(9)missing	1	0.0%
<i>Warning: these figures indicate the number of cases found in the data file. They cannot be interpreted as summary statistics of the population of interest.</i>			
# m3s045022: 45-2.(2)Where did you meet your spouse?Met at school			
Information	[Type= discrete] [Format=numeric] [Range= 0-9] [Missing=*]		
Statistics [NW/ W]	[Valid=2551 /-] [Invalid=0 /-]		
Value	Label	Cases	Percentage
0	(0)Not applicable	2242	87.9%
1	(1)Kindergarten	1	0.0%
2	(2)Elementary School	22	0.9%
3	(3)Middle School	45	1.8%
4	(4)High School	62	2.4%

m3s045022: 45-2.(2)Where did you meet your spouse?Met at school

Value	Label	Cases	Percentage
5	(5)University	158	6.2%
6	(6)Masters	15	0.6%
7	(7)Don't know	1	0.0%
8	(8)Refuse to answer	3	0.1%
9	(9)missing	2	0.1%

Warning: these figures indicate the number of cases found in the data file. They cannot be interpreted as summary statistics of the population of interest.

m3s046000: 46.Who was your marriage mostly decided by?

Information	[Type= discrete] [Format=numeric] [Range= 0-99] [Missing=*]
Statistics [NW/ W]	[Valid=2551 /-] [Invalid=0 /-]

Value	Label	Cases	Percentage
0	(0)Not applicable	1545	60.6%
1	(01)We decided together	897	35.2%
2	(02)Spouse decided	13	0.5%
3	(03)I decided	40	1.6%
4	(04)Spouse's parents	12	0.5%
5	(05)My parent's	5	0.2%
6	(06)Both parents	27	1.1%
7	(07)Other	8	0.3%
97	(97)Don't know	0	
98	(98)Refuse to answer	3	0.1%
99	(99)missing	1	0.0%

Warning: these figures indicate the number of cases found in the data file. They cannot be interpreted as summary statistics of the population of interest.

m3s047010: 47.(1)Do you do the following activities together as a couple?Take a walk

Information	[Type= discrete] [Format=numeric] [Range= 0-9] [Missing=*]
Statistics [NW/ W]	[Valid=2551 /-] [Invalid=0 /-]

Value	Label	Cases	Percentage
0	(0)Not applicable	1547	60.6%
1	(1)Yes	821	32.2%
2	(2)No	176	6.9%
7	(7)Don't know	0	
8	(8)Refuse to answer	5	0.2%
9	(9)missing	2	0.1%

Warning: these figures indicate the number of cases found in the data file. They cannot be interpreted as summary statistics of the population of interest.

m3s047020: 47.(2)Do you do the following activities together as a couple?Talk

Information	[Type= discrete] [Format=numeric] [Range= 0-9] [Missing=*]
Statistics [NW/ W]	[Valid=2551 /-] [Invalid=0 /-]

Value	Label	Cases	Percentage
0	(0)Not applicable	1547	60.6%
1	(1)Yes	901	35.3%
2	(2)No	96	3.8%
7	(7)Don't know	0	
8	(8)Refuse to answer	5	0.2%
9	(9)missing	2	0.1%

# m3s047020: 47.(2)Do you do the following activities together as a couple?Talk			
<i>Warning: these figures indicate the number of cases found in the data file. They cannot be interpreted as summary statistics of the population of interest.</i>			
# m3s047030: 47.(3)Do you do the following activities together as a couple?Go out to an activity or to relax			
Information		[Type= discrete] [Format=numeric] [Range= 0-9] [Missing=*]	
Statistics [NW/ W]		[Valid=2551 /-] [Invalid=0 /-]	
Value	Label	Cases	Percentage
0	(0)Not applicable	1547	60.6%
1	(1)Yes	957	37.5%
2	(2)No	40	1.6%
7	(7)Don't know	0	
8	(8)Refuse to answer	5	0.2%
9	(9)missing	2	0.1%
<i>Warning: these figures indicate the number of cases found in the data file. They cannot be interpreted as summary statistics of the population of interest.</i>			
# m3s047040: 47.(4)Do you do the following activities together as a couple?Discuss family matters			
Information		[Type= discrete] [Format=numeric] [Range= 0-9] [Missing=*]	
Statistics [NW/ W]		[Valid=2551 /-] [Invalid=0 /-]	
Value	Label	Cases	Percentage
0	(0)Not applicable	1547	60.6%
1	(1)Yes	964	37.8%
2	(2)No	33	1.3%
7	(7)Don't know	0	
8	(8)Refuse to answer	5	0.2%
9	(9)missing	2	0.1%
<i>Warning: these figures indicate the number of cases found in the data file. They cannot be interpreted as summary statistics of the population of interest.</i>			
# m3s047050: 47.(5)Do you do the following activities together as a couple?Almost don't do anything together			
Information		[Type= discrete] [Format=numeric] [Range= 0-9] [Missing=*]	
Statistics [NW/ W]		[Valid=2551 /-] [Invalid=0 /-]	
Value	Label	Cases	Percentage
0	(0)Not applicable	1547	60.6%
1	(1)Yes	6	0.2%
2	(2)No	991	38.8%
7	(7)Don't know	0	
8	(8)Refuse to answer	5	0.2%
9	(9)missing	2	0.1%
<i>Warning: these figures indicate the number of cases found in the data file. They cannot be interpreted as summary statistics of the population of interest.</i>			
# m3s048010: 48.(1)When you talk as a couple, do you talk about:childrens' matters			
Information		[Type= discrete] [Format=numeric] [Range= 0-9] [Missing=*]	
Statistics [NW/ W]		[Valid=2551 /-] [Invalid=0 /-]	
Value	Label	Cases	Percentage
0	(0)Not applicable	1547	60.6%
1	(1)Yes	742	29.1%
2	(2)No	255	10.0%
7	(7)Don't know	0	
8	(8)Refuse to answer	6	0.2%

# m3s048010: 48.(1)When you talk as a couple, do you talk about:childrens' matters			
Value	Label	Cases	Percentage
9	(9)missing	1	0.0%
<i>Warning: these figures indicate the number of cases found in the data file. They cannot be interpreted as summary statistics of the population of interest.</i>			
# m3s048020: 48.(2)When you talk as a couple, do you talk about:family matters			
Information		[Type= discrete] [Format=numeric] [Range= 0-9] [Missing=*]	
Statistics [NW/ W]		[Valid=2551 /-] [Invalid=0 /-]	
Value	Label	Cases	Percentage
0	(0)Not applicable	1547	60.6%
1	(1)Yes	977	38.3%
2	(2)No	20	0.8%
7	(7)Don't know	0	
8	(8)Refuse to answer	6	0.2%
9	(9)missing	1	0.0%
<i>Warning: these figures indicate the number of cases found in the data file. They cannot be interpreted as summary statistics of the population of interest.</i>			
# m3s048030: 48.(3)When you talk as a couple, do you talk about:Work			
Information		[Type= discrete] [Format=numeric] [Range= 0-9] [Missing=*]	
Statistics [NW/ W]		[Valid=2551 /-] [Invalid=0 /-]	
Value	Label	Cases	Percentage
0	(0)Not applicable	1547	60.6%
1	(1)Yes	907	35.6%
2	(2)No	90	3.5%
7	(7)Don't know	0	
8	(8)Refuse to answer	6	0.2%
9	(9)missing	1	0.0%
<i>Warning: these figures indicate the number of cases found in the data file. They cannot be interpreted as summary statistics of the population of interest.</i>			
# m3s048040: 48.(4)When you talk as a couple, do you talk about:Social/political matters			
Information		[Type= discrete] [Format=numeric] [Range= 0-9] [Missing=*]	
Statistics [NW/ W]		[Valid=2551 /-] [Invalid=0 /-]	
Value	Label	Cases	Percentage
0	(0)Not applicable	1547	60.6%
1	(1)Yes	440	17.2%
2	(2)No	557	21.8%
7	(7)Don't know	0	
8	(8)Refuse to answer	6	0.2%
9	(9)missing	1	0.0%
<i>Warning: these figures indicate the number of cases found in the data file. They cannot be interpreted as summary statistics of the population of interest.</i>			
# m3s048050: 48.(5)When you talk as a couple, do you talk about:Rarely talk about things			
Information		[Type= discrete] [Format=numeric] [Range= 0-9] [Missing=*]	
Statistics [NW/ W]		[Valid=2551 /-] [Invalid=0 /-]	
Value	Label	Cases	Percentage
0	(0)Not applicable	1547	60.6%
1	(1)Yes	6	0.2%
2	(2)No	991	38.8%

m3s048050: 48.(5)When you talk as a couple, do you talk about:Rarely talk about things

Value	Label	Cases	Percentage
7	(7)Don't know	0	
8	(8)Refuse to answer	6	0.2%
9	(9)missing	1	0.0%

Warning: these figures indicate the number of cases found in the data file. They cannot be interpreted as summary statistics of the population of interest.

m3s049000: 49. In general, when you talk as a couple, it is

Information	[Type= discrete] [Format=numeric] [Range= 0-9] [Missing=*]
Statistics [NW/ W]	[Valid=2551 /-] [Invalid=0 /-]

Value	Label	Cases	Percentage
0	(0)Not applicable	1547	60.6%
1	(1)all me talking	32	1.3%
2	(2)me talking more	142	5.6%
3	(3)half and half, about the same	698	27.4%
4	(4)him/her talking more	120	4.7%
5	(5)all him/her talking	5	0.2%
7	(7)Don't know	0	
8	(8)Refuse to answer	6	0.2%
9	(9)missing	1	0.0%

Warning: these figures indicate the number of cases found in the data file. They cannot be interpreted as summary statistics of the population of interest.

m3s050000: 50.Compared with most couples, how well do you and your spouse get along?

Information	[Type= discrete] [Format=numeric] [Range= 0-9] [Missing=*]
Statistics [NW/ W]	[Valid=2551 /-] [Invalid=0 /-]

Value	Label	Cases	Percentage
0	(0)Not applicable	1547	60.6%
1	(1)A lot better	309	12.1%
2	(2)A little better	270	10.6%
3	(3>About the same	385	15.1%
4	(4)A little worse	23	0.9%
5	(5)A lot worse	10	0.4%
7	(7)Don't know	0	
8	(8)Refuse to answer	6	0.2%
9	(9)missing	1	0.0%

Warning: these figures indicate the number of cases found in the data file. They cannot be interpreted as summary statistics of the population of interest.

m3s051000: 51.Who mainly manages the expenses for your household daily necessities?

Information	[Type= discrete] [Format=numeric] [Range= 0-9] [Missing=*]
Statistics [NW/ W]	[Valid=2551 /-] [Invalid=0 /-]

Value	Label	Cases	Percentage
0	(0)Not applicable	1547	60.6%
1	(1)Mainly the wife	286	11.2%
2	(2)Mainly the husband	169	6.6%
3	(3)Husband and wife together	281	11.0%
4	(4)No specific person	80	3.1%
5	(5)Each earns and manages his/her own	178	7.0%
6	(6)Other	3	0.1%

m3s051000: 51. Who mainly manages the expenses for your household daily necessities?

Value	Label	Cases	Percentage
7	(7)Don't know	0	
8	(8)Refuse to answer	6	0.2%
9	(9)missing	1	0.0%

Warning: these figures indicate the number of cases found in the data file. They cannot be interpreted as summary statistics of the population of interest.

m3s052000: 52. When you discuss family matters with your spouse, who mainly makes the decisions?

Information	[Type= discrete] [Format=numeric] [Range= 0-9] [Missing=*]
Statistics [NW/ W]	[Valid=2551 /-] [Invalid=0 /-]

Value	Label	Cases	Percentage
0	(0)Not applicable	1547	60.6%
1	(1)My spouse always decides	36	1.4%
2	(2)My spouse usually decides	83	3.3%
3	(3)My spouse and I usually decide together	726	28.5%
4	(4)I usually decide	131	5.1%
5	(5)I always decide	20	0.8%
7	(7)Don't know	1	0.0%
8	(8)Refuse to answer	6	0.2%
9	(9)missing	1	0.0%

Warning: these figures indicate the number of cases found in the data file. They cannot be interpreted as summary statistics of the population of interest.

m3s053011: 53.(1)(Past year)How often do you do:Cooking

Information	[Type= discrete] [Format=numeric] [Range= 0-99] [Missing=*]
Statistics [NW/ W]	[Valid=2551 /-] [Invalid=0 /-]

Value	Label	Cases	Percentage
0	(0)Not applicable	1545	60.6%
1	(01)Almost Every Day	83	3.3%
2	(02)Several Times /week	189	7.4%
3	(03)Once /week	157	6.2%
4	(04)Once /month	134	5.3%
5	(05)Several Times /year	149	5.8%
6	(06)Once /year	50	2.0%
7	(07)Never	235	9.2%
97	(97)Don't know	0	
98	(98)Refuse to answer	6	0.2%
99	(99)missing	3	0.1%

Warning: these figures indicate the number of cases found in the data file. They cannot be interpreted as summary statistics of the population of interest.

m3s053012: 53.(2)(Past year)How often do you do:Washing dishes

Information	[Type= discrete] [Format=numeric] [Range= 0-99] [Missing=*]
Statistics [NW/ W]	[Valid=2551 /-] [Invalid=0 /-]

Value	Label	Cases	Percentage
0	(0)Not applicable	1545	60.6%
1	(01)Almost Every Day	260	10.2%
2	(02)Several Times /week	368	14.4%
3	(03)Once /week	136	5.3%
4	(04)Once /month	78	3.1%

# m3s053012: 53.(2)(Past year)How often do you do:Washing dishes			
Value	Label	Cases	Percentage
5	(05)Several Times /year	84	3.3%
6	(06)Once /year	15	0.6%
7	(07)Never	55	2.2%
97	(97)Don't know	0	
98	(98)Refuse to answer	6	0.2%
99	(99)missing	4	0.2%
<i>Warning: these figures indicate the number of cases found in the data file. They cannot be interpreted as summary statistics of the population of interest.</i>			
# m3s053013: 53.(3)(Past year)How often do you do:Washing clothes			
Information	[Type= discrete] [Format=numeric] [Range= 0-99] [Missing=*]		
Statistics [NW/ W]	[Valid=2551 /-] [Invalid=0 /-]		
Value	Label	Cases	Percentage
0	(0)Not applicable	1545	60.6%
1	(01)Almost Every Day	151	5.9%
2	(02)Several Times /week	367	14.4%
3	(03)Once /week	214	8.4%
4	(04)Once /month	77	3.0%
5	(05)Several Times /year	81	3.2%
6	(06)Once /year	19	0.7%
7	(07)Never	88	3.4%
97	(97)Don't know	0	
98	(98)Refuse to answer	6	0.2%
99	(99)missing	3	0.1%
<i>Warning: these figures indicate the number of cases found in the data file. They cannot be interpreted as summary statistics of the population of interest.</i>			
# m3s053014: 53.(4)(Past year)How often do you do:Cleaning the house			
Information	[Type= discrete] [Format=numeric] [Range= 0-99] [Missing=*]		
Statistics [NW/ W]	[Valid=2551 /-] [Invalid=0 /-]		
Value	Label	Cases	Percentage
0	(0)Not applicable	1545	60.6%
1	(01)Almost Every Day	92	3.6%
2	(02)Several Times /week	302	11.8%
3	(03)Once /week	309	12.1%
4	(04)Once /month	159	6.2%
5	(05)Several Times /year	82	3.2%
6	(06)Once /year	13	0.5%
7	(07)Never	40	1.6%
97	(97)Don't know	0	
98	(98)Refuse to answer	6	0.2%
99	(99)missing	3	0.1%
<i>Warning: these figures indicate the number of cases found in the data file. They cannot be interpreted as summary statistics of the population of interest.</i>			
# m3s053015: 53.(5)(Past year)How often do you do:Easy repairing			
Information	[Type= discrete] [Format=numeric] [Range= 0-99] [Missing=*]		
Statistics [NW/ W]	[Valid=2551 /-] [Invalid=0 /-]		

m3s053015: 53.(5)(Past year)How often do you do:Easy repairing

Value	Label	Cases	Percentage
0	(0)Not applicable	1545	60.6%
1	(01)Almost Every Day	20	0.8%
2	(02)Several Times /week	80	3.1%
3	(03)Once /week	104	4.1%
4	(04)Once /month	204	8.0%
5	(05)Several Times /year	239	9.4%
6	(06)Once /year	70	2.7%
7	(07)Never	276	10.8%
97	(97)Don't know	0	
98	(98)Refuse to answer	6	0.2%
99	(99)missing	7	0.3%

Warning: these figures indicate the number of cases found in the data file. They cannot be interpreted as summary statistics of the population of interest.

m3s053016: 53.(6)(Past year)How often do you do:Buying daily necessities

Information	[Type= discrete] [Format=numeric] [Range= 0-99] [Missing=*]
Statistics [NW/ W]	[Valid=2551 /-] [Invalid=0 /-]

Value	Label	Cases	Percentage
0	(0)Not applicable	1545	60.6%
1	(01)Almost Every Day	60	2.4%
2	(02)Several Times /week	336	13.2%
3	(03)Once /week	309	12.1%
4	(04)Once /month	217	8.5%
5	(05)Several Times /year	56	2.2%
6	(06)Once /year	4	0.2%
7	(07)Never	15	0.6%
97	(97)Don't know	0	
98	(98)Refuse to answer	6	0.2%
99	(99)missing	3	0.1%

Warning: these figures indicate the number of cases found in the data file. They cannot be interpreted as summary statistics of the population of interest.

m3s053017: 53.(7)(Past year)How often do you do:Taking care of children

Information	[Type= discrete] [Format=numeric] [Range= 0-99] [Missing=*]
Statistics [NW/ W]	[Valid=2551 /-] [Invalid=0 /-]

Value	Label	Cases	Percentage
0	(0)Not applicable	1545	60.6%
1	(01)Almost Every Day	518	20.3%
2	(02)Several Times /week	98	3.8%
3	(03)Once /week	20	0.8%
4	(04)Once /month	7	0.3%
5	(05)Several Times /year	8	0.3%
6	(06)Once /year	3	0.1%
7	(07)Never	343	13.4%
97	(97)Don't know	0	
98	(98)Refuse to answer	6	0.2%
99	(99)missing	3	0.1%

Warning: these figures indicate the number of cases found in the data file. They cannot be interpreted as summary statistics of the population of interest.

# m3s053021: 53.(1)(Past year)How often do your spouse do:Cooking			
Information		[Type= discrete] [Format=numeric] [Range= 0-99] [Missing=*]	
Statistics [NW/ W]		[Valid=2551 /-] [Invalid=0 /-]	
Value	Label	Cases	Percentage
0	(0)Not applicable	1554	60.9%
1	(01)Almost Every Day	82	3.2%
2	(02)Several Times /week	193	7.6%
3	(03)Once /week	139	5.4%
4	(04)Once /month	110	4.3%
5	(05)Several Times /year	141	5.5%
6	(06)Once /year	43	1.7%
7	(07)Never	280	11.0%
97	(97)Don't know	0	
98	(98)Refuse to answer	6	0.2%
99	(99)missing	3	0.1%
<i>Warning: these figures indicate the number of cases found in the data file. They cannot be interpreted as summary statistics of the population of interest.</i>			
# m3s053022: 53.(2)(Past year)How often do your spouse do:Washing dishes			
Information		[Type= discrete] [Format=numeric] [Range= 0-99] [Missing=*]	
Statistics [NW/ W]		[Valid=2551 /-] [Invalid=0 /-]	
Value	Label	Cases	Percentage
0	(0)Not applicable	1554	60.9%
1	(01)Almost Every Day	184	7.2%
2	(02)Several Times /week	350	13.7%
3	(03)Once /week	167	6.5%
4	(04)Once /month	80	3.1%
5	(05)Several Times /year	99	3.9%
6	(06)Once /year	19	0.7%
7	(07)Never	90	3.5%
97	(97)Don't know	0	
98	(98)Refuse to answer	6	0.2%
99	(99)missing	2	0.1%
<i>Warning: these figures indicate the number of cases found in the data file. They cannot be interpreted as summary statistics of the population of interest.</i>			
# m3s053023: 53.(3)(Past year)How often do your spouse do:Washing clothes			
Information		[Type= discrete] [Format=numeric] [Range= 0-99] [Missing=*]	
Statistics [NW/ W]		[Valid=2551 /-] [Invalid=0 /-]	
Value	Label	Cases	Percentage
0	(0)Not applicable	1554	60.9%
1	(01)Almost Every Day	141	5.5%
2	(02)Several Times /week	355	13.9%
3	(03)Once /week	214	8.4%
4	(04)Once /month	66	2.6%
5	(05)Several Times /year	78	3.1%
6	(06)Once /year	13	0.5%
7	(07)Never	120	4.7%
97	(97)Don't know	0	

# m3s053023: 53.(3)(Past year)How often do your spouse do:Washing clothes			
Value	Label	Cases	Percentage
98	(98)Refuse to answer	6	0.2%
99	(99)missing	4	0.2%
<i>Warning: these figures indicate the number of cases found in the data file. They cannot be interpreted as summary statistics of the population of interest.</i>			
# m3s053024: 53.(4)(Past year)How often do your spouse do:Cleaning the house			
Information		[Type= discrete] [Format=numeric] [Range= 0-99] [Missing=*]	
Statistics [NW/ W]		[Valid=2551 /-] [Invalid=0 /-]	
Value	Label	Cases	Percentage
0	(0)Not applicable	1554	60.9%
1	(01)Almost Every Day	89	3.5%
2	(02)Several Times /week	263	10.3%
3	(03)Once /week	292	11.4%
4	(04)Once /month	151	5.9%
5	(05)Several Times /year	89	3.5%
6	(06)Once /year	26	1.0%
7	(07)Never	79	3.1%
97	(97)Don't know	0	
98	(98)Refuse to answer	6	0.2%
99	(99)missing	2	0.1%
<i>Warning: these figures indicate the number of cases found in the data file. They cannot be interpreted as summary statistics of the population of interest.</i>			
# m3s053025: 53.(5)(Past year)How often do your spouse do:Easy repairing			
Information		[Type= discrete] [Format=numeric] [Range= 0-99] [Missing=*]	
Statistics [NW/ W]		[Valid=2551 /-] [Invalid=0 /-]	
Value	Label	Cases	Percentage
0	(0)Not applicable	1554	60.9%
1	(01)Almost Every Day	19	0.7%
2	(02)Several Times /week	66	2.6%
3	(03)Once /week	89	3.5%
4	(04)Once /month	195	7.6%
5	(05)Several Times /year	247	9.7%
6	(06)Once /year	85	3.3%
7	(07)Never	288	11.3%
97	(97)Don't know	0	
98	(98)Refuse to answer	6	0.2%
99	(99)missing	2	0.1%
<i>Warning: these figures indicate the number of cases found in the data file. They cannot be interpreted as summary statistics of the population of interest.</i>			
# m3s053026: 53.(6)(Past year)How often do your spouse do:Buying daily necessities			
Information		[Type= discrete] [Format=numeric] [Range= 0-99] [Missing=*]	
Statistics [NW/ W]		[Valid=2551 /-] [Invalid=0 /-]	
Value	Label	Cases	Percentage
0	(0)Not applicable	1554	60.9%
1	(01)Almost Every Day	42	1.6%
2	(02)Several Times /week	305	12.0%
3	(03)Once /week	300	11.8%

m3s053026: 53.(6)(Past year)How often do your spouse do:Buying daily necessities

Value	Label	Cases	Percentage
4	(04)Once /month	221	8.7%
5	(05)Several Times /year	78	3.1%
6	(06)Once /year	10	0.4%
7	(07)Never	34	1.3%
97	(97)Don't know	0	
98	(98)Refuse to answer	6	0.2%
99	(99)missing	1	0.0%

Warning: these figures indicate the number of cases found in the data file. They cannot be interpreted as summary statistics of the population of interest.

m3s053027: 53.(7)(Past year)How often do your spouse do:Taking care of children

Information	[Type= discrete] [Format=numeric] [Range= 0-99] [Missing=*]
Statistics [NW/ W]	[Valid=2551 /-] [Invalid=0 /-]

Value	Label	Cases	Percentage
0	(0)Not applicable	1553	60.9%
1	(01)Almost Every Day	464	18.2%
2	(02)Several Times /week	124	4.9%
3	(03)Once /week	39	1.5%
4	(04)Once /month	12	0.5%
5	(05)Several Times /year	5	0.2%
6	(06)Once /year	0	
7	(07)Never	347	13.6%
97	(97)Don't know	0	
98	(98)Refuse to answer	6	0.2%
99	(99)missing	1	0.0%

Warning: these figures indicate the number of cases found in the data file. They cannot be interpreted as summary statistics of the population of interest.

m3s054010: 54.(1)How does your spouse deal with you?Will ask your view of important things

Information	[Type= discrete] [Format=numeric] [Range= 0-99] [Missing=*]
Statistics [NW/ W]	[Valid=2551 /-] [Invalid=0 /-]

Value	Label	Cases	Percentage
0	(0)Not applicable	1547	60.6%
1	(1)Always	475	18.6%
2		196	7.7%
3		112	4.4%
4	(4)Half the time	150	5.9%
5		33	1.3%
6		16	0.6%
7	(7)Never	14	0.5%
97	(97)Don't know	0	
98	(98)Refuse to answer	7	0.3%
99	(99)missing	1	0.0%

Warning: these figures indicate the number of cases found in the data file. They cannot be interpreted as summary statistics of the population of interest.

m3s054020: 54.(2)How does your spouse deal with you?Listen carefully to your views and thoughts

Information	[Type= discrete] [Format=numeric] [Range= 0-99] [Missing=*]
Statistics [NW/ W]	[Valid=2551 /-] [Invalid=0 /-]

m3s054020: 54.(2)How does your spouse deal with you?Listen carefully to your views and thoughts

Value	Label	Cases	Percentage
0	(0)Not applicable	1547	60.6%
1	(1)Always	422	16.5%
2		212	8.3%
3		133	5.2%
4	(4)Half the time	172	6.7%
5		31	1.2%
6		14	0.5%
7	(7)Never	12	0.5%
97	(97)Don't know	0	
98	(98)Refuse to answer	7	0.3%
99	(99)missing	1	0.0%

Warning: these figures indicate the number of cases found in the data file. They cannot be interpreted as summary statistics of the population of interest.

m3s054030: 54.(3)How does your spouse deal with you?Shows you support and understands you

Information [Type= discrete] [Format=numeric] [Range= 0-99] [Missing=*]

Statistics [NW/ W] [Valid=2551 /-] [Invalid=0 /-]

Value	Label	Cases	Percentage
0	(0)Not applicable	1547	60.6%
1	(1)Always	351	13.8%
2		219	8.6%
3		152	6.0%
4	(4)Half the time	188	7.4%
5		45	1.8%
6		25	1.0%
7	(7)Never	16	0.6%
97	(97)Don't know	0	
98	(98)Refuse to answer	7	0.3%
99	(99)missing	1	0.0%

Warning: these figures indicate the number of cases found in the data file. They cannot be interpreted as summary statistics of the population of interest.

m3s055000: 55.(Past year)How many nights on average do you not stay with your spouse

Information [Type= discrete] [Format=numeric] [Range= 0-99] [Missing=*]

Statistics [NW/ W] [Valid=2551 /-] [Invalid=0 /-]

Value	Label	Cases	Percentage
0	(0)Not applicable	1553	60.9%
1	(01)One night	29	1.1%
2	(02)Two nights	39	1.5%
3	(03)Three nights	42	1.6%
4	(04)Four nights	37	1.5%
5	(05)Five nights	27	1.1%
6	(06)Six nights	15	0.6%
7	(07)Always stay together	687	26.9%
8	(08)Less than one night a week	114	4.5%
97	(97)Don't know	1	0.0%
98	(98)Refuse to answer	6	0.2%

m3s055000: 55.(Past year)How many nights on average do you not stay with your spouse

Value	Label	Cases	Percentage
99	(99)missing	1	0.0%

Warning: these figures indicate the number of cases found in the data file. They cannot be interpreted as summary statistics of the population of interest.

m3s056000: 56.Do you want to have children?

Information	[Type= discrete] [Format=numeric] [Range= 0-9] [Missing=*]
Statistics [NW/ W]	[Valid=2551 /-] [Invalid=0 /-]

Value	Label	Cases	Percentage
0	(0)Not applicable	1541	60.4%
1	(1)I already have children	661	25.9%
2	(2)No	26	1.0%
3	(3)Not sure	56	2.2%
4	(4)Yes, but not yet	266	10.4%
7	(7)Don't know	0	
8	(8)Refuse to answer	0	
9	(9)missing	1	0.0%

Warning: these figures indicate the number of cases found in the data file. They cannot be interpreted as summary statistics of the population of interest.

m3s056010: 56-1.When would you like to have children?

Information	[Type= discrete] [Format=numeric] [Range= 0-9] [Missing=*]
Statistics [NW/ W]	[Valid=2551 /-] [Invalid=0 /-]

Value	Label	Cases	Percentage
0	(0)Skip	2228	87.3%
1	(1)At__years	246	9.6%
2	(2)Don't want children	3	0.1%
3	(3)Haven't thought of it	66	2.6%
9	(9)missing	8	0.3%

Warning: these figures indicate the number of cases found in the data file. They cannot be interpreted as summary statistics of the population of interest.

m3s056011: 56-1.(1)When would you like to have children?At__years

Information	[Type= discrete] [Format=numeric] [Range= 0-99] [Missing=*]
Statistics [NW/ W]	[Valid=2551 /-] [Invalid=0 /-]

Value	Label	Cases	Percentage
0	(0)Not applicable	2297	90.0%
20		1	0.0%
28		1	0.0%
30		34	1.3%
31		31	1.2%
32		51	2.0%
33		51	2.0%
34		23	0.9%
35		48	1.9%
36		3	0.1%
40		2	0.1%
97	(97)Don't know	1	0.0%
98	(98)Refuse to answer	0	
99	(99)missing	8	0.3%

# m3s056011: 56-1.(1)When would you like to have children?At ___years			
<i>Warning: these figures indicate the number of cases found in the data file. They cannot be interpreted as summary statistics of the population of interest.</i>			
# m3s056020: 56-2.Was having children one of the main reasons you got married?			
Information		[Type= discrete] [Format=numeric] [Range= 0-9] [Missing=*]	
Statistics [NW/ W]		[Valid=2551 /-] [Invalid=0 /-]	
Value	Label	Cases	Percentage
0	(0)Not applicable	2228	87.3%
1	(1)Yes	49	1.9%
2	(2)No	266	10.4%
7	(7)Don't know	0	
8	(8)Refuse to answer	0	
9	(9)missing	8	0.3%
<i>Warning: these figures indicate the number of cases found in the data file. They cannot be interpreted as summary statistics of the population of interest.</i>			
# m3s056031: 56-3.How many children do you want to have? ___boys			
Information		[Type= discrete] [Format=numeric] [Range= 0-9] [Missing=*]	
Statistics [NW/ W]		[Valid=2551 /-] [Invalid=0 /-]	
Value	Label	Cases	Percentage
0	(0)Not applicable	2258	88.5%
1		248	9.7%
2		13	0.5%
7	(7)Don't know	22	0.9%
8	(8)Refuse to answer	0	
9	(9)missing	10	0.4%
<i>Warning: these figures indicate the number of cases found in the data file. They cannot be interpreted as summary statistics of the population of interest.</i>			
# m3s056032: 56-3.How many children do you want to have? ___girls			
Information		[Type= discrete] [Format=numeric] [Range= 0-9] [Missing=*]	
Statistics [NW/ W]		[Valid=2551 /-] [Invalid=0 /-]	
Value	Label	Cases	Percentage
0	(0)Not applicable	2245	88.0%
1		263	10.3%
2		11	0.4%
7	(7)Don't know	22	0.9%
8	(8)Refuse to answer	0	
9	(9)missing	10	0.4%
<i>Warning: these figures indicate the number of cases found in the data file. They cannot be interpreted as summary statistics of the population of interest.</i>			
# m3s057010: 57.(01)Reason you have not had children yet:Currently pregnant			
Information		[Type= discrete] [Format=numeric] [Range= 0-9] [Missing=*]	
Statistics [NW/ W]		[Valid=2551 /-] [Invalid=0 /-]	
Value	Label	Cases	Percentage
0	(0)Not applicable	2202	86.3%
1	(1)Yes	71	2.8%
2	(2)No	274	10.7%
7	(7)Don't know	0	
8	(8)Refuse to answer	1	0.0%

m3s057010: 57.(01)Reason you have not had children yet:Currently pregnant

Value	Label	Cases	Percentage
9	(9)missing	3	0.1%

Warning: these figures indicate the number of cases found in the data file. They cannot be interpreted as summary statistics of the population of interest.

# m3s057020: 57.(02)Reason you have not had children yet:Raising children is too expensive			
Information		[Type= discrete] [Format=numeric] [Range= 0-9] [Missing=*]	
Statistics [NW/ W]		[Valid=2551 /-] [Invalid=0 /-]	
Value	Label	Cases	Percentage
0	(0)Not applicable	2202	86.3%
1	(1)Yes	73	2.9%
2	(2)No	272	10.7%
7	(7)Don't know	0	
8	(8)Refuse to answer	1	0.0%
9	(9)missing	3	0.1%
<i>Warning: these figures indicate the number of cases found in the data file. They cannot be interpreted as summary statistics of the population of interest.</i>			
# m3s057030: 57.(03)Reason you have not had children yet:My/my spouse's health/physical factors			
Information		[Type= discrete] [Format=numeric] [Range= 0-9] [Missing=*]	
Statistics [NW/ W]		[Valid=2551 /-] [Invalid=0 /-]	
Value	Label	Cases	Percentage
0	(0)Not applicable	2202	86.3%
1	(1)Yes	44	1.7%
2	(2)No	301	11.8%
7	(7)Don't know	0	
8	(8)Refuse to answer	1	0.0%
9	(9)missing	3	0.1%
<i>Warning: these figures indicate the number of cases found in the data file. They cannot be interpreted as summary statistics of the population of interest.</i>			
# m3s057040: 57.(04)Reason you have not had children yet:Work factors			
Information		[Type= discrete] [Format=numeric] [Range= 0-9] [Missing=*]	
Statistics [NW/ W]		[Valid=2551 /-] [Invalid=0 /-]	
Value	Label	Cases	Percentage
0	(0)Not applicable	2202	86.3%
1	(1)Yes	95	3.7%
2	(2)No	250	9.8%
7	(7)Don't know	0	
8	(8)Refuse to answer	1	0.0%
9	(9)missing	3	0.1%
<i>Warning: these figures indicate the number of cases found in the data file. They cannot be interpreted as summary statistics of the population of interest.</i>			
# m3s057050: 57.(05)Reason you have not had children yet:Child care problems			
Information		[Type= discrete] [Format=numeric] [Range= 0-9] [Missing=*]	
Statistics [NW/ W]		[Valid=2551 /-] [Invalid=0 /-]	
Value	Label	Cases	Percentage
0	(0)Not applicable	2202	86.3%
1	(1)Yes	31	1.2%
2	(2)No	314	12.3%
7	(7)Don't know	0	
8	(8)Refuse to answer	1	0.0%
9	(9)missing	3	0.1%
<i>Warning: these figures indicate the number of cases found in the data file. They cannot be interpreted as summary statistics of the population of interest.</i>			

# m3s057060: 57.(06)Reason you have not had children yet:Parenting is too big of a responsibility			
Information		[Type= discrete] [Format=numeric] [Range= 0-9] [Missing=*]	
Statistics [NW/ W]		[Valid=2551 /-] [Invalid=0 /-]	
Value	Label	Cases	Percentage
0	(0)Not applicable	2202	86.3%
1	(1)Yes	45	1.8%
2	(2)No	300	11.8%
7	(7)Don't know	0	
8	(8)Refuse to answer	1	0.0%
9	(9)missing	3	0.1%
<i>Warning: these figures indicate the number of cases found in the data file. They cannot be interpreted as summary statistics of the population of interest.</i>			
# m3s057070: 57.(07)Reason you have not had children yet:Don't want children to affect current lifestyle			
Information		[Type= discrete] [Format=numeric] [Range= 0-9] [Missing=*]	
Statistics [NW/ W]		[Valid=2551 /-] [Invalid=0 /-]	
Value	Label	Cases	Percentage
0	(0)Not applicable	2202	86.3%
1	(1)Yes	47	1.8%
2	(2)No	298	11.7%
7	(7)Don't know	0	
8	(8)Refuse to answer	1	0.0%
9	(9)missing	3	0.1%
<i>Warning: these figures indicate the number of cases found in the data file. They cannot be interpreted as summary statistics of the population of interest.</i>			
# m3s057080: 57.(08)Reason you have not had children yet:Think social environment, education system is not good			
Information		[Type= discrete] [Format=numeric] [Range= 0-9] [Missing=*]	
Statistics [NW/ W]		[Valid=2551 /-] [Invalid=0 /-]	
Value	Label	Cases	Percentage
0	(0)Not applicable	2202	86.3%
1	(1)Yes	48	1.9%
2	(2)No	297	11.6%
7	(7)Don't know	0	
8	(8)Refuse to answer	1	0.0%
9	(9)missing	3	0.1%
<i>Warning: these figures indicate the number of cases found in the data file. They cannot be interpreted as summary statistics of the population of interest.</i>			
# m3s057090: 57.(09)Reason you have not had children yet:Will spend too much time on children after having them			
Information		[Type= discrete] [Format=numeric] [Range= 0-9] [Missing=*]	
Statistics [NW/ W]		[Valid=2551 /-] [Invalid=0 /-]	
Value	Label	Cases	Percentage
0	(0)Not applicable	2202	86.3%
1	(1)Yes	71	2.8%
2	(2)No	274	10.7%
7	(7)Don't know	0	
8	(8)Refuse to answer	1	0.0%
9	(9)missing	3	0.1%
<i>Warning: these figures indicate the number of cases found in the data file. They cannot be interpreted as summary statistics of the population of interest.</i>			

# m3s057100: 57.(10)Reason you have not had children yet:Spouse doesn't want to have			
Information		[Type= discrete] [Format=numeric] [Range= 0-9] [Missing=*]	
Statistics [NW/ W]		[Valid=2551 /-] [Invalid=0 /-]	
Value	Label	Cases	Percentage
0	(0)Not applicable	2202	86.3%
1	(1)Yes	21	0.8%
2	(2)No	324	12.7%
7	(7)Don't know	0	
8	(8)Refuse to answer	1	0.0%
9	(9)missing	3	0.1%
<i>Warning: these figures indicate the number of cases found in the data file. They cannot be interpreted as summary statistics of the population of interest.</i>			
# m3s057110: 57.(11)Reason you have not had children yet:Other			
Information		[Type= discrete] [Format=numeric] [Range= 0-9] [Missing=*]	
Statistics [NW/ W]		[Valid=2551 /-] [Invalid=0 /-]	
Value	Label	Cases	Percentage
0	(0)Not applicable	2202	86.3%
1	(1)Yes	90	3.5%
2	(2)No	255	10.0%
7	(7)Don't know	0	
8	(8)Refuse to answer	1	0.0%
9	(9)missing	3	0.1%
<i>Warning: these figures indicate the number of cases found in the data file. They cannot be interpreted as summary statistics of the population of interest.</i>			
# m3s057001: 57-1.Which one is the main reason?			
Information		[Type= discrete] [Format=numeric] [Range= 0-99] [Missing=*]	
Statistics [NW/ W]		[Valid=2551 /-] [Invalid=0 /-]	
Value	Label	Cases	Percentage
0	(00)Not applicable	2202	86.3%
1	(01)Currently pregnant	68	2.7%
2	(02)Raising children is too expensive	34	1.3%
3	(03)My/my spouse's health/physical factors	29	1.1%
4	(04)Work factors	55	2.2%
5	(05)Child care problems	4	0.2%
6	(06)Parenting is too big of a responsibility	12	0.5%
7	(07)Don't want children to affect current lifestyle	15	0.6%
8	(08)Think social environment, education system is not good	5	0.2%
9	(09)Will spend too much time on children after having them	19	0.7%
10	(10)Spouse doesn't want to have	10	0.4%
11	(11)Other	87	3.4%
98	(98)Refuse to answer	1	0.0%
99	(99)missing	10	0.4%
<i>Warning: these figures indicate the number of cases found in the data file. They cannot be interpreted as summary statistics of the population of interest.</i>			
# m3s058001: 58.How many children do you have?__ boys			
Information		[Type= discrete] [Format=numeric] [Range= 0-9] [Missing=*]	
Statistics [NW/ W]		[Valid=2551 /-] [Invalid=0 /-]	

# m3s058001: 58.How many children do you have? ___boys			
Value	Label	Cases	Percentage
0	(0)Not applicable	2136	83.7%
1		330	12.9%
2		74	2.9%
3		8	0.3%
7	(7)Don't know	0	
8	(8)Refuse to answer	1	0.0%
9	(9)missing	2	0.1%
<i>Warning: these figures indicate the number of cases found in the data file. They cannot be interpreted as summary statistics of the population of interest.</i>			
# m3s058002: 58.How many children do you have? ___girls			
Information		[Type= discrete] [Format=numeric] [Range= 0-9] [Missing=*]	
Statistics [NW/ W]		[Valid=2551 /-] [Invalid=0 /-]	
Value	Label	Cases	Percentage
0	(0)Not applicable	2142	84.0%
1		322	12.6%
2		78	3.1%
3		6	0.2%
7	(7)Don't know	0	
8	(8)Refuse to answer	1	0.0%
9	(9)missing	2	0.1%
<i>Warning: these figures indicate the number of cases found in the data file. They cannot be interpreted as summary statistics of the population of interest.</i>			
# m3s058a01: 58a.1st child:Gender			
Information		[Type= discrete] [Format=numeric] [Range= 0-9] [Missing=*]	
Statistics [NW/ W]		[Valid=2551 /-] [Invalid=0 /-]	
Value	Label	Cases	Percentage
0	(0)Not applicable	1882	73.8%
1	(1)Male	336	13.2%
2	(2)Female	330	12.9%
8	(8)Refuse to answer	1	0.0%
9	(9)missing	2	0.1%
<i>Warning: these figures indicate the number of cases found in the data file. They cannot be interpreted as summary statistics of the population of interest.</i>			
# m3s058a02: 58a.1st child:Date of birth (Y)			
Information		[Type= discrete] [Format=numeric] [Range= 0-999] [Missing=*]	
Statistics [NW/ W]		[Valid=2551 /-] [Invalid=0 /-]	
Value	Label	Cases	Percentage
0	(0)Not applicable	1882	73.8%
91		2	0.1%
93		4	0.2%
94		6	0.2%
95		8	0.3%
96		15	0.6%
97		15	0.6%
98		18	0.7%
99		17	0.7%

m3s058a02: 58a.1st child:Date of birth (Y)

Value	Label	Cases	Percentage
100		34	1.3%
101		49	1.9%
102		77	3.0%
103		85	3.3%
104		108	4.2%
105		122	4.8%
106		102	4.0%
107		1	0.0%
997	(997)Don't know	1	0.0%
998	(998)Refuse to answer	3	0.1%
999	(999)missing	2	0.1%

Warning: these figures indicate the number of cases found in the data file. They cannot be interpreted as summary statistics of the population of interest.

m3s058a03: 58a.1st child:Date of birth (M)

Information	[Type= discrete] [Format=numeric] [Range= 0-99] [Missing=*]
--------------------	---

Statistics [NW/ W]	[Valid=2551 /-] [Invalid=0 /-]
---------------------------	--------------------------------

Value	Label	Cases	Percentage
0	(0)Not applicable	1882	73.8%
1		52	2.0%
2		61	2.4%
3		75	2.9%
4		53	2.1%
5		67	2.6%
6		55	2.2%
7		47	1.8%
8		48	1.9%
9		58	2.3%
10		52	2.0%
11		47	1.8%
12		44	1.7%
97	(97)Don't know	1	0.0%
98	(98)Refuse to answer	7	0.3%
99	(99)missing	2	0.1%

Warning: these figures indicate the number of cases found in the data file. They cannot be interpreted as summary statistics of the population of interest.

m3s058a04: 58a.1st child:Date of birth (D)

Information	[Type= continuous] [Format=numeric] [Range= 0-99] [Missing=*]
--------------------	---

Statistics [NW/ W]	[Valid=2551 /-] [Invalid=0 /-]
---------------------------	--------------------------------

Value	Label	Cases	Percentage
0	(0)Not applicable	1882	99.4%
97	(97)Don't know	1	0.1%
98	(98)Refuse to answer	6	0.3%
99	(99)missing	4	0.2%

Warning: these figures indicate the number of cases found in the data file. They cannot be interpreted as summary statistics of the population of interest.

# m3s058a05: 58a.1st child:Biological or adopted			
Information		[Type= discrete] [Format=numeric] [Range= 0-9] [Missing=*]	
Statistics [NW/ W]		[Valid=2551 /-] [Invalid=0 /-]	
Value	Label	Cases	Percentage
0	(0)Not applicable	1882	73.8%
1	(1)Biological	661	25.9%
2	(2)Adopted	0	
3	(3)Stepchild	2	0.1%
4	(4)Other	1	0.0%
7	(7)Don't know	0	
8	(8)Refuse to answer	3	0.1%
9	(9)missing	2	0.1%
<i>Warning: these figures indicate the number of cases found in the data file. They cannot be interpreted as summary statistics of the population of interest.</i>			
# m3s058a06: 58a.1st child:Condition at birth:Pregnancy week number			
Information		[Type= discrete] [Format=numeric] [Range= 0-99] [Missing=*]	
Statistics [NW/ W]		[Valid=2551 /-] [Invalid=0 /-]	
Value	Label	Cases	Percentage
0	(0)Not applicable	1882	73.8%
26		1	0.0%
28		2	0.1%
30		1	0.0%
31		1	0.0%
32		6	0.2%
33		1	0.0%
34		5	0.2%
35		11	0.4%
36		29	1.1%
37		61	2.4%
38		144	5.6%
39		164	6.4%
40		176	6.9%
41		33	1.3%
42		5	0.2%
50		1	0.0%
97	(97)Don't know	18	0.7%
98	(98)Refuse to answer	4	0.2%
99	(99)missing	6	0.2%
<i>Warning: these figures indicate the number of cases found in the data file. They cannot be interpreted as summary statistics of the population of interest.</i>			
# m3s058a07: 58a.1st child:Condition at birth:Weight at birth			
Information		[Type= continuous] [Format=numeric] [Range= 0-9999] [Missing=*]	
Statistics [NW/ W]		[Valid=2551 /-] [Invalid=0 /-]	
Value	Label	Cases	Percentage
0	(0)Not applicable	1882	98.6%
9997	(9997)Don't know	16	0.8%
9998	(9998)Refuse to answer	4	0.2%

# m3s058a07: 58a.1st child:Condition at birth:Weight at birth			
Value	Label	Cases	Percentage
9999	(9999)missing	6	0.3%
<i>Warning: these figures indicate the number of cases found in the data file. They cannot be interpreted as summary statistics of the population of interest.</i>			
# m3s058b01: 58b.2nd child:Gender			
Information		[Type= discrete] [Format=numeric] [Range= 0-9] [Missing=*]	
Statistics [NW/ W]		[Valid=2551 /-] [Invalid=0 /-]	
Value	Label	Cases	Percentage
0	(0)Not applicable	2257	88.5%
1	(1)Male	146	5.7%
2	(2)Female	145	5.7%
8	(8)Refuse to answer	1	0.0%
9	(9)missing	2	0.1%
<i>Warning: these figures indicate the number of cases found in the data file. They cannot be interpreted as summary statistics of the population of interest.</i>			
# m3s058b02: 58b.2nd child:Date of birth (Y)			
Information		[Type= discrete] [Format=numeric] [Range= 0-999] [Missing=*]	
Statistics [NW/ W]		[Valid=2551 /-] [Invalid=0 /-]	
Value	Label	Cases	Percentage
0	(0)Not applicable	2257	88.5%
92		1	0.0%
95		3	0.1%
96		2	0.1%
97		6	0.2%
98		7	0.3%
99		7	0.3%
100		12	0.5%
101		21	0.8%
102		18	0.7%
103		40	1.6%
104		49	1.9%
105		58	2.3%
106		65	2.5%
997	(997)Don't know	1	0.0%
998	(998)Refuse to answer	2	0.1%
999	(999)missing	2	0.1%
<i>Warning: these figures indicate the number of cases found in the data file. They cannot be interpreted as summary statistics of the population of interest.</i>			
# m3s058b03: 58b.2nd child:Date of birth (M)			
Information		[Type= discrete] [Format=numeric] [Range= 0-99] [Missing=*]	
Statistics [NW/ W]		[Valid=2551 /-] [Invalid=0 /-]	
Value	Label	Cases	Percentage
0	(0)Not applicable	2257	88.5%
1		23	0.9%
2		17	0.7%
3		24	0.9%
4		30	1.2%

m3s058b03: 58b.2nd child:Date of birth (M)

Value	Label	Cases	Percentage
5		22	0.9%
6		27	1.1%
7		23	0.9%
8		27	1.1%
9		25	1.0%
10		34	1.3%
11		20	0.8%
12		17	0.7%
97	(97)Don't know	0	
98	(98)Refuse to answer	3	0.1%
99	(99)missing	2	0.1%

Warning: these figures indicate the number of cases found in the data file. They cannot be interpreted as summary statistics of the population of interest.

m3s058b04: 58b.2nd child:Date of birth (D)

Information	[Type= continuous] [Format=numeric] [Range= 0-99] [Missing=*]		
Statistics [NW/ W]	[Valid=2551 /-] [Invalid=0 /-]		
Value	Label	Cases	Percentage
0	(0)Not applicable	2257	99.7%
97	(97)Don't know	1	0.0%
98	(98)Refuse to answer	2	0.1%
99	(99)missing	4	0.2%

Warning: these figures indicate the number of cases found in the data file. They cannot be interpreted as summary statistics of the population of interest.

m3s058b05: 58b.2nd child:Biological or adopted

Information	[Type= discrete] [Format=numeric] [Range= 0-9] [Missing=*]		
Statistics [NW/ W]	[Valid=2551 /-] [Invalid=0 /-]		
Value	Label	Cases	Percentage
0	(0)Not applicable	2257	88.5%
1	(1)Biological	289	11.3%
2	(2)Adopted	0	
3	(3)Stepchild	1	0.0%
4	(4)Other	0	
7	(7)Don't know	0	
8	(8)Refuse to answer	2	0.1%
9	(9)missing	2	0.1%

Warning: these figures indicate the number of cases found in the data file. They cannot be interpreted as summary statistics of the population of interest.

m3s058b06: 58b.2nd child:Condition at birth:Pregnancy week number

Information	[Type= discrete] [Format=numeric] [Range= 0-99] [Missing=*]		
Statistics [NW/ W]	[Valid=2551 /-] [Invalid=0 /-]		
Value	Label	Cases	Percentage
0	(0)Not applicable	2257	88.5%
28		1	0.0%
30		1	0.0%
31		1	0.0%
32		4	0.2%

# m3s058b06: 58b.2nd child:Condition at birth:Pregnancy week number			
Value	Label	Cases	Percentage
34		2	0.1%
35		3	0.1%
36		27	1.1%
37		29	1.1%
38		71	2.8%
39		79	3.1%
40		55	2.2%
41		6	0.2%
97	(97)Don't know	9	0.4%
98	(98)Refuse to answer	2	0.1%
99	(99)missing	4	0.2%
<i>Warning: these figures indicate the number of cases found in the data file. They cannot be interpreted as summary statistics of the population of interest.</i>			
# m3s058b07: 58b.2nd child:Condition at birth:Weight at birth			
Information	[Type= continuous] [Format=numeric] [Range= 0-9999] [Missing=*]		
Statistics [NW/ W]	[Valid=2551 /-] [Invalid=0 /-]		
Value	Label	Cases	Percentage
0	(0)Not applicable	2257	99.3%
9997	(9997)Don't know	11	0.5%
9998	(9998)Refuse to answer	2	0.1%
9999	(9999)missing	4	0.2%
<i>Warning: these figures indicate the number of cases found in the data file. They cannot be interpreted as summary statistics of the population of interest.</i>			
# m3s058c01: 58c.3rd child:Gender			
Information	[Type= discrete] [Format=numeric] [Range= 0-9] [Missing=*]		
Statistics [NW/ W]	[Valid=2551 /-] [Invalid=0 /-]		
Value	Label	Cases	Percentage
0	(0)Not applicable	2508	98.3%
1	(1)Male	20	0.8%
2	(2)Female	20	0.8%
8	(8)Refuse to answer	1	0.0%
9	(9)missing	2	0.1%
<i>Warning: these figures indicate the number of cases found in the data file. They cannot be interpreted as summary statistics of the population of interest.</i>			
# m3s058c02: 58c.3rd child:Date of birth (Y)			
Information	[Type= discrete] [Format=numeric] [Range= 0-999] [Missing=*]		
Statistics [NW/ W]	[Valid=2551 /-] [Invalid=0 /-]		
Value	Label	Cases	Percentage
0	(0)Not applicable	2508	98.3%
97		1	0.0%
98		2	0.1%
99		1	0.0%
101		3	0.1%
102		2	0.1%
103		5	0.2%
104		5	0.2%

m3s058c02: 58c.3rd child:Date of birth (Y)

Value	Label	Cases	Percentage
105		12	0.5%
106		7	0.3%
107		1	0.0%
997	(997)Don't know	0	
998	(998)Refuse to answer	2	0.1%
999	(999)missing	2	0.1%

Warning: these figures indicate the number of cases found in the data file. They cannot be interpreted as summary statistics of the population of interest.

m3s058c03: 58c.3rd child:Date of birth (M)

Information	[Type= discrete] [Format=numeric] [Range= 0-99] [Missing=*]
Statistics [NW/ W]	[Valid=2551 /-] [Invalid=0 /-]

Value	Label	Cases	Percentage
0	(0)Not applicable	2508	98.3%
1		4	0.2%
2		2	0.1%
4		3	0.1%
5		2	0.1%
6		2	0.1%
7		3	0.1%
8		2	0.1%
9		6	0.2%
10		7	0.3%
11		4	0.2%
12		4	0.2%
97	(97)Don't know	0	
98	(98)Refuse to answer	2	0.1%
99	(99)missing	2	0.1%

Warning: these figures indicate the number of cases found in the data file. They cannot be interpreted as summary statistics of the population of interest.

m3s058c04: 58c.3rd child:Date of birth (D)

Information	[Type= continuous] [Format=numeric] [Range= 0-99] [Missing=*]
Statistics [NW/ W]	[Valid=2551 /-] [Invalid=0 /-]

Value	Label	Cases	Percentage
0	(0)Not applicable	2508	99.8%
97	(97)Don't know	1	0.0%
98	(98)Refuse to answer	1	0.0%
99	(99)missing	2	0.1%

Warning: these figures indicate the number of cases found in the data file. They cannot be interpreted as summary statistics of the population of interest.

m3s058c05: 58c.3rd child:Biological or adopted

Information	[Type= discrete] [Format=numeric] [Range= 0-9] [Missing=*]
Statistics [NW/ W]	[Valid=2551 /-] [Invalid=0 /-]

Value	Label	Cases	Percentage
0	(0)Not applicable	2508	98.3%
1	(1)Biological	39	1.5%
2	(2)Adopted	0	

m3s058c05: 58c.3rd child:Biological or adopted

Value	Label	Cases	Percentage
3	(3)Stepchild	0	
4	(4)Other	0	
7	(7)Don't know	0	
8	(8)Refuse to answer	2	0.1%
9	(9)missing	2	0.1%

Warning: these figures indicate the number of cases found in the data file. They cannot be interpreted as summary statistics of the population of interest.

m3s058c06: 58c.3rd child:Condition at birth:Pregnancy week number

Information	[Type= discrete] [Format=numeric] [Range= 0-99] [Missing=*]
--------------------	---

Statistics [NW/ W]	[Valid=2551 /-] [Invalid=0 /-]
---------------------------	--------------------------------

Value	Label	Cases	Percentage
0	(0)Not applicable	2508	98.3%
29		1	0.0%
34		1	0.0%
36		3	0.1%
37		6	0.2%
38		7	0.3%
39		6	0.2%
40		12	0.5%
41		1	0.0%
97	(97)Don't know	2	0.1%
98	(98)Refuse to answer	2	0.1%
99	(99)missing	2	0.1%

Warning: these figures indicate the number of cases found in the data file. They cannot be interpreted as summary statistics of the population of interest.

m3s058c07: 58c.3rd child:Condition at birth:Weight at birth

Information	[Type= continuous] [Format=numeric] [Range= 0-9999] [Missing=*]
--------------------	---

Statistics [NW/ W]	[Valid=2551 /-] [Invalid=0 /-]
---------------------------	--------------------------------

Value	Label	Cases	Percentage
0	(0)Not applicable	2508	99.8%
9997	(9997)Don't know	1	0.0%
9998	(9998)Refuse to answer	2	0.1%
9999	(9999)missing	2	0.1%

Warning: these figures indicate the number of cases found in the data file. They cannot be interpreted as summary statistics of the population of interest.

m3s058d01: 58d.4th child:Gender

Information	[Type= discrete] [Format=numeric] [Range= 0-9] [Missing=*]
--------------------	--

Statistics [NW/ W]	[Valid=2551 /-] [Invalid=0 /-]
---------------------------	--------------------------------

Value	Label	Cases	Percentage
0	(0)Not applicable	2547	99.8%
1	(1)Male	1	0.0%
2	(2)Female	0	
8	(8)Refuse to answer	1	0.0%
9	(9)missing	2	0.1%

Warning: these figures indicate the number of cases found in the data file. They cannot be interpreted as summary statistics of the population of interest.

# m3s058d02: 58d.4th child:Date of birth (Y)			
Information		[Type= discrete] [Format=numeric] [Range= 0-999] [Missing=*]	
Statistics [NW/ W]		[Valid=2551 /-] [Invalid=0 /-]	
Value	Label	Cases	Percentage
0	(0)Not applicable	2547	99.8%
103		1	0.0%
997	(997)Don't know	0	
998	(998)Refuse to answer	1	0.0%
999	(999)missing	2	0.1%
<i>Warning: these figures indicate the number of cases found in the data file. They cannot be interpreted as summary statistics of the population of interest.</i>			
# m3s058d03: 58d.4th child:Date of birth (M)			
Information		[Type= discrete] [Format=numeric] [Range= 0-99] [Missing=*]	
Statistics [NW/ W]		[Valid=2551 /-] [Invalid=0 /-]	
Value	Label	Cases	Percentage
0	(0)Not applicable	2547	99.8%
6		1	0.0%
97	(97)Don't know	0	
98	(98)Refuse to answer	1	0.0%
99	(99)missing	2	0.1%
<i>Warning: these figures indicate the number of cases found in the data file. They cannot be interpreted as summary statistics of the population of interest.</i>			
# m3s058d04: 58d.4th child:Date of birth (D)			
Information		[Type= discrete] [Format=numeric] [Range= 0-99] [Missing=*]	
Statistics [NW/ W]		[Valid=2551 /-] [Invalid=0 /-]	
Value	Label	Cases	Percentage
0	(0)Not applicable	2547	99.8%
97	(97)Don't know	1	0.0%
98	(98)Refuse to answer	1	0.0%
99	(99)missing	2	0.1%
<i>Warning: these figures indicate the number of cases found in the data file. They cannot be interpreted as summary statistics of the population of interest.</i>			
# m3s058d05: 58d.4th child:Biological or adopted			
Information		[Type= discrete] [Format=numeric] [Range= 0-9] [Missing=*]	
Statistics [NW/ W]		[Valid=2551 /-] [Invalid=0 /-]	
Value	Label	Cases	Percentage
0	(0)Not applicable	2547	99.8%
1	(1)Biological	1	0.0%
2	(2)Adopted	0	
3	(3)Stepchild	0	
4	(4)Other	0	
7	(7)Don't know	0	
8	(8)Refuse to answer	1	0.0%
9	(9)missing	2	0.1%
<i>Warning: these figures indicate the number of cases found in the data file. They cannot be interpreted as summary statistics of the population of interest.</i>			
# m3s058d06: 58d.4th child:Condition at birth:Pregnancy week number			
Information		[Type= discrete] [Format=numeric] [Range= 0-99] [Missing=*]	

# m3s058d06: 58d.4th child:Condition at birth:Pregnancy week number			
Statistics [NW/ W]		[Valid=2551 /-] [Invalid=0 /-]	
Value	Label	Cases	Percentage
0	(0)Not applicable	2547	99.8%
97	(97)Don't know	1	0.0%
98	(98)Refuse to answer	1	0.0%
99	(99)missing	2	0.1%
<i>Warning: these figures indicate the number of cases found in the data file. They cannot be interpreted as summary statistics of the population of interest.</i>			
# m3s058d07: 58d.4th child:Condition at birth:Weight at birth			
Information		[Type= discrete] [Format=numeric] [Range= 0-9999] [Missing=*]	
Statistics [NW/ W]		[Valid=2551 /-] [Invalid=0 /-]	
Value	Label	Cases	Percentage
0	(0)Not applicable	2547	99.8%
9997	(9997)Don't know	1	0.0%
9998	(9998)Refuse to answer	1	0.0%
9999	(9999)missing	2	0.1%
<i>Warning: these figures indicate the number of cases found in the data file. They cannot be interpreted as summary statistics of the population of interest.</i>			
# m3s058010: 58-1.Do you want to give birth again?			
Information		[Type= discrete] [Format=numeric] [Range= 0-9] [Missing=*]	
Statistics [NW/ W]		[Valid=2551 /-] [Invalid=0 /-]	
Value	Label	Cases	Percentage
0	(0)Not applicable	1882	73.8%
1	(1)Yes	289	11.3%
2	(2)No	373	14.6%
7	(7)Don't know	4	0.2%
8	(8)Refuse to answer	1	0.0%
9	(9)missing	2	0.1%
<i>Warning: these figures indicate the number of cases found in the data file. They cannot be interpreted as summary statistics of the population of interest.</i>			
# m3s058011: 58-1.(1)Do you want to give birth again?Yes→another__boys			
Information		[Type= discrete] [Format=numeric] [Range= 0-9] [Missing=*]	
Statistics [NW/ W]		[Valid=2551 /-] [Invalid=0 /-]	
Value	Label	Cases	Percentage
0	(0)Not applicable	2381	93.3%
1		128	5.0%
2		3	0.1%
3		1	0.0%
7	(7)Don't know	35	1.4%
8	(8)Refuse to answer	0	
9	(9)missing	3	0.1%
<i>Warning: these figures indicate the number of cases found in the data file. They cannot be interpreted as summary statistics of the population of interest.</i>			
# m3s058012: 58-1.(1)Do you want to give birth again?Yes→another__girls			
Information		[Type= discrete] [Format=numeric] [Range= 0-9] [Missing=*]	
Statistics [NW/ W]		[Valid=2551 /-] [Invalid=0 /-]	

m3s058012: 58-1.(1)Do you want to give birth again?Yes→another__girls

Value	Label	Cases	Percentage
0	(0)Not applicable	2350	92.1%
1		161	6.3%
2		2	0.1%
7	(7)Don't know	35	1.4%
8	(8)Refuse to answer	1	0.0%
9	(9)missing	2	0.1%

Warning: these figures indicate the number of cases found in the data file. They cannot be interpreted as summary statistics of the population of interest.

m3s058020: 58-2.Was having children the main reason why you got married?

Information	[Type= discrete] [Format=numeric] [Range= 0-9] [Missing=*]		
Statistics [NW/ W]	[Valid=2551 /-] [Invalid=0 /-]		
Value	Label	Cases	Percentage
0	(0)Skip	1882	73.8%
1	(1)Yes	254	10.0%
2	(2)No	413	16.2%
9	(9)missing	2	0.1%

Warning: these figures indicate the number of cases found in the data file. They cannot be interpreted as summary statistics of the population of interest.

m3s058030: 58-3.In general, are you satisfied with the relationship with your children?

Information	[Type= discrete] [Format=numeric] [Range= 0-9] [Missing=*]		
Statistics [NW/ W]	[Valid=2551 /-] [Invalid=0 /-]		
Value	Label	Cases	Percentage
0	(0)Not applicable	1883	73.8%
1	(1)Very satisfied	388	15.2%
2	(2)Pretty satisfied	273	10.7%
3	(3)Not very satisfied	5	0.2%
4	(4)Not satisfied at all	0	
7	(7)Don't know	0	
8	(8)Refuse to answer	0	
9	(9)missing	2	0.1%

Warning: these figures indicate the number of cases found in the data file. They cannot be interpreted as summary statistics of the population of interest.

m3s059a10: 59-1.(Before 6 months)Did you take a maternity leave?

Information	[Type= discrete] [Format=numeric] [Range= 0-9] [Missing=*]		
Statistics [NW/ W]	[Valid=2551 /-] [Invalid=0 /-]		
Value	Label	Cases	Percentage
0	(0)Not applicable	1883	73.8%
1	(1)No	525	20.6%
2	(2)Yes	141	5.5%
7	(7)Don't know	0	
8	(8)Refuse to answer	1	0.0%
9	(9)missing	1	0.0%

Warning: these figures indicate the number of cases found in the data file. They cannot be interpreted as summary statistics of the population of interest.

m3s059a11: 59-1.(2)(Before 6 months)Did you take a maternity leave?Yes,__ months

Information	[Type= discrete] [Format=numeric] [Range= 0-99] [Missing=*]		
--------------------	---	--	--

m3s059a11: 59-1.(2)(Before 6 months)Did you take a maternity leave?Yes, ___ months

Statistics [NW/ W] [Valid=2551 /-] [Invalid=0 /-]

Value	Label	Cases	Percentage
0	(0)Not applicable	2408	94.4%
1		16	0.6%
2		10	0.4%
3		5	0.2%
4		8	0.3%
5		3	0.1%
6		95	3.7%
97	(97)Don't know	1	0.0%
98	(98)Refuse to answer	1	0.0%
99	(99)missing	4	0.2%

Warning: these figures indicate the number of cases found in the data file. They cannot be interpreted as summary statistics of the population of interest.

m3s059a20: 59-2.(Before 6 months)Did you get a maternity allowance?

Information [Type= discrete] [Format=numeric] [Range= 0-9] [Missing=*]

Statistics [NW/ W] [Valid=2551 /-] [Invalid=0 /-]

Value	Label	Cases	Percentage
0	(0)Not applicable	1883	73.8%
1	(1)No	294	11.5%
2	(2)Yes	370	14.5%
7	(7)Don't know	2	0.1%
8	(8)Refuse to answer	1	0.0%
9	(9)missing	1	0.0%

Warning: these figures indicate the number of cases found in the data file. They cannot be interpreted as summary statistics of the population of interest.

m3s059a21: 59-2.(2)(Before 6 months)Maternity allowance:Yes, an average of \$ ___/month

Information [Type= continuous] [Format=numeric] [Range= 0-99999] [Missing=*]

Statistics [NW/ W] [Valid=2551 /-] [Invalid=0 /-]

Value	Label	Cases	Percentage
0	(0)Not applicable	2178	99.1%
99997	(99997)Don't know	14	0.6%
99998	(99998)Refuse to answer	1	0.0%
99999	(99999)missing	5	0.2%

Warning: these figures indicate the number of cases found in the data file. They cannot be interpreted as summary statistics of the population of interest.

# m3s059a30: 59-3.(Before 6 months)Did you apply for childcare subsidies?			
Information		[Type= discrete] [Format=numeric] [Range= 0-9] [Missing=*]	
Statistics [NW/ W]		[Valid=2551 /-] [Invalid=0 /-]	
Value	Label	Cases	Percentage
0	(0)Not applicable	1883	73.8%
1	(1)No	585	22.9%
2	(2)Yes	80	3.1%
7	(7)Don't know	1	0.0%
8	(8)Refuse to answer	1	0.0%
9	(9)missing	1	0.0%
<i>Warning: these figures indicate the number of cases found in the data file. They cannot be interpreted as summary statistics of the population of interest.</i>			
# m3s059a31: 59-3.(2)(Before 6 months)Childcare subsidies:Yes, an average of \$ ___/month			
Information		[Type= continuous] [Format=numeric] [Range= 0-99999] [Missing=*]	
Statistics [NW/ W]		[Valid=2551 /-] [Invalid=0 /-]	
Value	Label	Cases	Percentage
0	(0)Not applicable	2468	99.6%
99997	(99997)Don't know	7	0.3%
99998	(99998)Refuse to answer	1	0.0%
99999	(99999)missing	2	0.1%
<i>Warning: these figures indicate the number of cases found in the data file. They cannot be interpreted as summary statistics of the population of interest.</i>			
# m3s059a40: 59-4.(Before 6 months)Who mainly takes care of your child during weekdays (or when you're working)?			
Information		[Type= discrete] [Format=numeric] [Range= 0-99] [Missing=*]	
Statistics [NW/ W]		[Valid=2551 /-] [Invalid=0 /-]	
Value	Label	Cases	Percentage
0	(0)Not applicable	1883	73.8%
1	(01)Myself	193	7.6%
2	(02)Spouse	184	7.2%
3	(03)Child's grandparents (paternal)	139	5.4%
4	(04)child's grandparents (maternal)	83	3.3%
5	(05)other relatives	7	0.3%
6	(06)nanny	38	1.5%
7	(07)private childcare center	10	0.4%
8	(08)public childcare center	7	0.3%
9	(09)other	5	0.2%
97	(97)Don't know	0	
98	(98)Refuse to answer	1	0.0%
99	(99)missing	1	0.0%
<i>Warning: these figures indicate the number of cases found in the data file. They cannot be interpreted as summary statistics of the population of interest.</i>			
# m3s059a50: 59-5.(Before 6 months)Monthly tuition fees?			
Information		[Type= discrete] [Format=numeric] [Range= 0-99999] [Missing=*]	
Statistics [NW/ W]		[Valid=2551 /-] [Invalid=0 /-]	
Value	Label	Cases	Percentage
0	(0)Not applicable	1883	73.8%
1	(1)No	491	19.2%

m3s059a50: 59-5.(Before 6 months)Monthly tuition fees?

Value	Label	Cases	Percentage
2	(2)Yes	175	6.9%
8		1	0.0%
9		1	0.0%
99997	(99997)Don't know	0	
99998	(99998)Refuse to answer	0	
99999	(99999)missing	0	

Warning: these figures indicate the number of cases found in the data file. They cannot be interpreted as summary statistics of the population of interest.

m3s059a51: 59-5.(2)(Before 6 months)Monthly tuition fees?Yes, \$ ___/month

Information	[Type= continuous] [Format=numeric] [Range= 0-99999] [Missing=*]
Statistics [NW/ W]	[Valid=2551 /-] [Invalid=0 /-]

Value	Label	Cases	Percentage
0	(0)Not applicable	2374	99.9%
99997	(99997)Don't know	0	
99998	(99998)Refuse to answer	1	0.0%
99999	(99999)missing	1	0.0%

Warning: these figures indicate the number of cases found in the data file. They cannot be interpreted as summary statistics of the population of interest.

m3s059a60: 59-6.(Before 6 months)Who do you most want to take care of your child during weekdays (or when you're working)?

Information	[Type= discrete] [Format=numeric] [Range= 0-99] [Missing=*]
Statistics [NW/ W]	[Valid=2551 /-] [Invalid=0 /-]

Value	Label	Cases	Percentage
0	(0)Not applicable	1883	73.8%
1	(01)Myself	239	9.4%
2	(02)Spouse	199	7.8%
3	(03)Child's grandparents (paternal)	109	4.3%
4	(04)child's grandparents (maternal)	68	2.7%
5	(05)other relatives	5	0.2%
6	(06)nanny	26	1.0%
7	(07)private childcare center	6	0.2%
8	(08)public childcare center	12	0.5%
9	(09)other	2	0.1%
97	(97)Don't know	0	
98	(98)Refuse to answer	1	0.0%
99	(99)missing	1	0.0%

Warning: these figures indicate the number of cases found in the data file. They cannot be interpreted as summary statistics of the population of interest.

m3s059b10: 59-1.(6 months-2 years)Did you take a maternity leave?

Information	[Type= discrete] [Format=numeric] [Range= 0-9] [Missing=*]
Statistics [NW/ W]	[Valid=2551 /-] [Invalid=0 /-]

Value	Label	Cases	Percentage
0	(0)Not applicable	1933	75.8%
1	(1)No	535	21.0%
2	(2)Yes	78	3.1%
7	(7)Don't know	0	

# m3s059b10: 59-1.(6 months-2 years)Did you take a maternity leave?			
Value	Label	Cases	Percentage
8	(8)Refuse to answer	1	0.0%
9	(9)missing	4	0.2%
<i>Warning: these figures indicate the number of cases found in the data file. They cannot be interpreted as summary statistics of the population of interest.</i>			
# m3s059b11: 59-1.(2)(6 months-2 years)Did you take a maternity leave?Yes, __ months			
Information	[Type= discrete] [Format=numeric] [Range= 0-99] [Missing=*]		
Statistics [NW/ W]	[Valid=2551 /-] [Invalid=0 /-]		
Value	Label	Cases	Percentage
0	(0)Not applicable	2468	96.7%
1		2	0.1%
2		9	0.4%
3		7	0.3%
4		2	0.1%
5		2	0.1%
6		23	0.9%
9		1	0.0%
10		2	0.1%
11		1	0.0%
12		7	0.3%
13		1	0.0%
14		1	0.0%
15		1	0.0%
16		2	0.1%
17		1	0.0%
18		12	0.5%
97	(97)Don't know	1	0.0%
98	(98)Refuse to answer	1	0.0%
99	(99)missing	7	0.3%
<i>Warning: these figures indicate the number of cases found in the data file. They cannot be interpreted as summary statistics of the population of interest.</i>			
# m3s059b20: 59-2.(6 months-2 years)Did you get a maternity allowance?			
Information	[Type= discrete] [Format=numeric] [Range= 0-9] [Missing=*]		
Statistics [NW/ W]	[Valid=2551 /-] [Invalid=0 /-]		
Value	Label	Cases	Percentage
0	(0)Not applicable	1933	75.8%
1	(1)No	318	12.5%
2	(2)Yes	293	11.5%
7	(7)Don't know	1	0.0%
8	(8)Refuse to answer	1	0.0%
9	(9)missing	5	0.2%
<i>Warning: these figures indicate the number of cases found in the data file. They cannot be interpreted as summary statistics of the population of interest.</i>			
# m3s059b21: 59-2.(2)(6 months-2 years)Maternity allowance:Yes, an average of \$ __/month			
Information	[Type= continuous] [Format=numeric] [Range= 0-99999] [Missing=*]		
Statistics [NW/ W]	[Valid=2551 /-] [Invalid=0 /-]		

# m3s059b21: 59-2.(2)(6 months-2 years)Maternity allowance:Yes, an average of \$___/month			
Value	Label	Cases	Percentage
0	(0)Not applicable	2251	99.3%
99997	(99997)Don't know	9	0.4%
99998	(99998)Refuse to answer	1	0.0%
99999	(99999)missing	6	0.3%
<i>Warning: these figures indicate the number of cases found in the data file. They cannot be interpreted as summary statistics of the population of interest.</i>			
# m3s059b30: 59-3.(6 months-2 years)Did you apply for childcare subsidies?			
Information	[Type= discrete] [Format=numeric] [Range= 0-9] [Missing=*]		
Statistics [NW/ W]	[Valid=2551 /-] [Invalid=0 /-]		
Value	Label	Cases	Percentage
0	(0)Not applicable	1933	75.8%
1	(1)No	520	20.4%
2	(2)Yes	92	3.6%
7	(7)Don't know	1	0.0%
8	(8)Refuse to answer	1	0.0%
9	(9)missing	4	0.2%
<i>Warning: these figures indicate the number of cases found in the data file. They cannot be interpreted as summary statistics of the population of interest.</i>			
# m3s059b31: 59-3.(2)(6 months-2 years)Childcare subsidies:Yes, an average of \$___/month			
Information	[Type= continuous] [Format=numeric] [Range= 0-99999] [Missing=*]		
Statistics [NW/ W]	[Valid=2551 /-] [Invalid=0 /-]		
Value	Label	Cases	Percentage
0	(0)Not applicable	2453	99.6%
99997	(99997)Don't know	6	0.2%
99998	(99998)Refuse to answer	1	0.0%
99999	(99999)missing	4	0.2%
<i>Warning: these figures indicate the number of cases found in the data file. They cannot be interpreted as summary statistics of the population of interest.</i>			
# m3s059b40: 59-4.(6 months-2 years)Who mainly takes care of your child during weekdays (or when you're working)?			
Information	[Type= discrete] [Format=numeric] [Range= 0-99] [Missing=*]		
Statistics [NW/ W]	[Valid=2551 /-] [Invalid=0 /-]		
Value	Label	Cases	Percentage
0	(0)Not applicable	1933	75.8%
1	(01)Myself	152	6.0%
2	(02)Spouse	133	5.2%
3	(03)Child's grandparents (paternal)	136	5.3%
4	(04)child's grandparents (maternal)	100	3.9%
5	(05)other relatives	8	0.3%
6	(06)nanny	40	1.6%
7	(07)private childcare center	20	0.8%
8	(08)public childcare center	19	0.7%
9	(09)other	5	0.2%
97	(97)Don't know	0	
98	(98)Refuse to answer	1	0.0%
99	(99)missing	4	0.2%

m3s059b40: 59-4.(6 months-2 years)Who mainly takes care of your child during weekdays (or when you're working)?

Warning: these figures indicate the number of cases found in the data file. They cannot be interpreted as summary statistics of the population of interest.

m3s059b50: 59-5.(6 months-2 years)Monthly tuition fees?

Information [Type= discrete] [Format=numeric] [Range= 0-9] [Missing=*]

Statistics [NW/ W] [Valid=2551 /-] [Invalid=0 /-]

Value	Label	Cases	Percentage
0	(0)Not applicable	1933	75.8%
1	(1)No	406	15.9%
2	(2)Yes	207	8.1%
7	(7)Don't know	0	
8	(8)Refuse to answer	1	0.0%
9	(9)missing	4	0.2%

Warning: these figures indicate the number of cases found in the data file. They cannot be interpreted as summary statistics of the population of interest.

m3s059b51: 59-5.(2)(6 months-2 years)Monthly tuition fees?Yes, \$___/month

Information [Type= continuous] [Format=numeric] [Range= 0-99999] [Missing=*]

Statistics [NW/ W] [Valid=2551 /-] [Invalid=0 /-]

Value	Label	Cases	Percentage
0	(0)Not applicable	2339	99.8%
99997	(99997)Don't know	0	
99998	(99998)Refuse to answer	1	0.0%
99999	(99999)missing	4	0.2%

Warning: these figures indicate the number of cases found in the data file. They cannot be interpreted as summary statistics of the population of interest.

m3s059b60: 59-6.(6 months-2 years)Who do you most want to take care of your child during weekdays (or when you're working)?

Information [Type= discrete] [Format=numeric] [Range= 0-99] [Missing=*]

Statistics [NW/ W] [Valid=2551 /-] [Invalid=0 /-]

Value	Label	Cases	Percentage
0	(0)Not applicable	1933	75.8%
1	(01)Myself	215	8.4%
2	(02)Spouse	167	6.5%
3	(03)Child's grandparents (paternal)	94	3.7%
4	(04)child's grandparents (maternal)	73	2.9%
5	(05)other relatives	4	0.2%
6	(06)nanny	24	0.9%
7	(07)private childcare center	13	0.5%
8	(08)public childcare center	22	0.9%
9	(09)other	1	0.0%
97	(97)Don't know	0	
98	(98)Refuse to answer	1	0.0%
99	(99)missing	4	0.2%

Warning: these figures indicate the number of cases found in the data file. They cannot be interpreted as summary statistics of the population of interest.

m3s059c10: 59-1.(2-3 years)Did you take a maternity leave?

Information [Type= discrete] [Format=numeric] [Range= 0-9] [Missing=*]

Statistics [NW/ W] [Valid=2551 /-] [Invalid=0 /-]

# m3s059c10: 59-1.(2-3 years)Did you take a maternity leave?			
Value	Label	Cases	Percentage
0	(0)Not applicable	2113	82.8%
1	(1)No	419	16.4%
2	(2)Yes	14	0.5%
7	(7)Don't know	0	
8	(8)Refuse to answer	1	0.0%
9	(9)missing	4	0.2%
<i>Warning: these figures indicate the number of cases found in the data file. They cannot be interpreted as summary statistics of the population of interest.</i>			
# m3s059c11: 59-1.(2)(2-3 years)Did you take a maternity leave?Yes, ___ months			
Information	[Type= discrete] [Format=numeric] [Range= 0-99] [Missing=*]		
Statistics [NW/ W]	[Valid=2551 /-] [Invalid=0 /-]		
Value	Label	Cases	Percentage
0	(0)Not applicable	2531	99.2%
2		1	0.0%
5		2	0.1%
6		6	0.2%
8		1	0.0%
12		3	0.1%
97	(97)Don't know	0	
98	(98)Refuse to answer	1	0.0%
99	(99)missing	6	0.2%
<i>Warning: these figures indicate the number of cases found in the data file. They cannot be interpreted as summary statistics of the population of interest.</i>			
# m3s059c20: 59-2.(2-3 years)Did you get a maternity allowance?			
Information	[Type= discrete] [Format=numeric] [Range= 0-9] [Missing=*]		
Statistics [NW/ W]	[Valid=2551 /-] [Invalid=0 /-]		
Value	Label	Cases	Percentage
0	(0)Not applicable	2113	82.8%
1	(1)No	335	13.1%
2	(2)Yes	95	3.7%
7	(7)Don't know	2	0.1%
8	(8)Refuse to answer	1	0.0%
9	(9)missing	5	0.2%
<i>Warning: these figures indicate the number of cases found in the data file. They cannot be interpreted as summary statistics of the population of interest.</i>			
# m3s059c21: 59-2.(2)(2-3 years)Maternity allowance:Yes, an average of \$ ___/month			
Information	[Type= continuous] [Format=numeric] [Range= 0-99999] [Missing=*]		
Statistics [NW/ W]	[Valid=2551 /-] [Invalid=0 /-]		
Value	Label	Cases	Percentage
0	(0)Not applicable	2449	99.6%
99997	(99997)Don't know	4	0.2%
99998	(99998)Refuse to answer	1	0.0%
99999	(99999)missing	6	0.2%
<i>Warning: these figures indicate the number of cases found in the data file. They cannot be interpreted as summary statistics of the population of interest.</i>			

# m3s059c30: 59-3.(2-3 years)Did you apply for childcare subsidies?			
Information		[Type= discrete] [Format=numeric] [Range= 0-9] [Missing=*]	
Statistics [NW/ W]		[Valid=2551 /-] [Invalid=0 /-]	
Value	Label	Cases	Percentage
0	(0)Not applicable	2113	82.8%
1	(1)No	403	15.8%
2	(2)Yes	29	1.1%
7	(7)Don't know	1	0.0%
8	(8)Refuse to answer	1	0.0%
9	(9)missing	4	0.2%
<i>Warning: these figures indicate the number of cases found in the data file. They cannot be interpreted as summary statistics of the population of interest.</i>			
# m3s059c31: 59-3.(2)(2-3 years)Childcare subsidies:Yes, an average of \$ ___/month			
Information		[Type= continuous] [Format=numeric] [Range= 0-99999] [Missing=*]	
Statistics [NW/ W]		[Valid=2551 /-] [Invalid=0 /-]	
Value	Label	Cases	Percentage
0	(0)Not applicable	2516	99.7%
99997	(99997)Don't know	3	0.1%
99998	(99998)Refuse to answer	1	0.0%
99999	(99999)missing	4	0.2%
<i>Warning: these figures indicate the number of cases found in the data file. They cannot be interpreted as summary statistics of the population of interest.</i>			
# m3s059c40: 59-4.(2-3 years)Who mainly takes care of your child during weekdays (or when you're working)?			
Information		[Type= discrete] [Format=numeric] [Range= 0-99] [Missing=*]	
Statistics [NW/ W]		[Valid=2551 /-] [Invalid=0 /-]	
Value	Label	Cases	Percentage
0	(0)Not applicable	2113	82.8%
1	(01)Myself	103	4.0%
2	(02)Spouse	88	3.4%
3	(03)Child's grandparents (paternal)	92	3.6%
4	(04)child's grandparents (maternal)	61	2.4%
5	(05)other relatives	4	0.2%
6	(06)nanny	16	0.6%
7	(07)private childcare center	49	1.9%
8	(08)public childcare center	16	0.6%
9	(09)other	4	0.2%
97	(97)Don't know	0	
98	(98)Refuse to answer	1	0.0%
99	(99)missing	4	0.2%
<i>Warning: these figures indicate the number of cases found in the data file. They cannot be interpreted as summary statistics of the population of interest.</i>			
# m3s059c50: 59-5.(2-3 years)Monthly tuition fees?			
Information		[Type= discrete] [Format=numeric] [Range= 0-9] [Missing=*]	
Statistics [NW/ W]		[Valid=2551 /-] [Invalid=0 /-]	
Value	Label	Cases	Percentage
0	(0)Not applicable	2113	82.8%
1	(1)No	269	10.5%

m3s059c50: 59-5.(2-3 years)Monthly tuition fees?

Value	Label	Cases	Percentage
2	(2)Yes	164	6.4%
7	(7)Don't know	0	
8	(8)Refuse to answer	1	0.0%
9	(9)missing	4	0.2%

Warning: these figures indicate the number of cases found in the data file. They cannot be interpreted as summary statistics of the population of interest.

m3s059c51: 59-5.(2)(2-3 years)Monthly tuition fees?Yes, \$___/month

Information	[Type= continuous] [Format=numeric] [Range= 0-99999] [Missing=*]
Statistics [NW/ W]	[Valid=2551 /-] [Invalid=0 /-]

Value	Label	Cases	Percentage
0	(0)Not applicable	2382	99.7%
99997	(99997)Don't know	2	0.1%
99998	(99998)Refuse to answer	1	0.0%
99999	(99999)missing	4	0.2%

Warning: these figures indicate the number of cases found in the data file. They cannot be interpreted as summary statistics of the population of interest.

m3s059c60: 59-6.(2-3 years)Who do you most want to take care of your child during weekdays (or when you're working)?

Information	[Type= discrete] [Format=numeric] [Range= 0-99] [Missing=*]
Statistics [NW/ W]	[Valid=2551 /-] [Invalid=0 /-]

Value	Label	Cases	Percentage
0	(0)Not applicable	2113	82.8%
1	(01)Myself	145	5.7%
2	(02)Spouse	109	4.3%
3	(03)Child's grandparents (paternal)	64	2.5%
4	(04)child's grandparents (maternal)	38	1.5%
5	(05)other relatives	2	0.1%
6	(06)nanny	6	0.2%
7	(07)private childcare center	40	1.6%
8	(08)public childcare center	23	0.9%
9	(09)other	5	0.2%
97	(97)Don't know	0	
98	(98)Refuse to answer	1	0.0%
99	(99)missing	5	0.2%

Warning: these figures indicate the number of cases found in the data file. They cannot be interpreted as summary statistics of the population of interest.

m3s060010: 60.(1)Men should make the majority of important decisions in the family.

Information	[Type= discrete] [Format=numeric] [Range= 1-9] [Missing=*]
Statistics [NW/ W]	[Valid=2551 /-] [Invalid=0 /-]

Value	Label	Cases	Percentage
1	(1)Strongly Agree	38	1.5%
2	(2)Agree	553	21.7%
3	(3)Disagree	1559	61.1%
4	(4)Stongly Disagree	399	15.6%
7	(7)Don't know	0	
8	(8)Refuse to answer	1	0.0%

# m3s060010: 60.(1)Men should make the majority of important decisions in the family.			
Value	Label	Cases	Percentage
9	(9)missing	1	0.0%
<i>Warning: these figures indicate the number of cases found in the data file. They cannot be interpreted as summary statistics of the population of interest.</i>			
# m3s060020: 60.(2)There will be negative influences on preschool children if their mothers go out to work.			
Information		[Type= discrete] [Format=numeric] [Range= 1-9] [Missing=*]	
Statistics [NW/ W]		[Valid=2551 /-] [Invalid=0 /-]	
Value	Label	Cases	Percentage
1	(1)Strongly Agree	38	1.5%
2	(2)Agree	451	17.7%
3	(3)Disagree	1702	66.7%
4	(4)Stongly Disagree	358	14.0%
7	(7)Don't know	0	
8	(8)Refuse to answer	1	0.0%
9	(9)missing	1	0.0%
<i>Warning: these figures indicate the number of cases found in the data file. They cannot be interpreted as summary statistics of the population of interest.</i>			
# m3s060030: 60.(3)A husband's responsibility is to earn money to support the family while a wife's responsibility is to take care of the family.			
Information		[Type= discrete] [Format=numeric] [Range= 1-9] [Missing=*]	
Statistics [NW/ W]		[Valid=2551 /-] [Invalid=0 /-]	
Value	Label	Cases	Percentage
1	(1)Strongly Agree	38	1.5%
2	(2)Agree	375	14.7%
3	(3)Disagree	1576	61.8%
4	(4)Stongly Disagree	560	22.0%
7	(7)Don't know	0	
8	(8)Refuse to answer	1	0.0%
9	(9)missing	1	0.0%
<i>Warning: these figures indicate the number of cases found in the data file. They cannot be interpreted as summary statistics of the population of interest.</i>			
# m3s060040: 60.(4)During a recession, (married) female employees should be laid off first.			
Information		[Type= discrete] [Format=numeric] [Range= 1-9] [Missing=*]	
Statistics [NW/ W]		[Valid=2551 /-] [Invalid=0 /-]	
Value	Label	Cases	Percentage
1	(1)Strongly Agree	4	0.2%
2	(2)Agree	45	1.8%
3	(3)Disagree	1198	47.0%
4	(4)Stongly Disagree	1302	51.0%
7	(7)Don't know	0	
8	(8)Refuse to answer	1	0.0%
9	(9)missing	1	0.0%
<i>Warning: these figures indicate the number of cases found in the data file. They cannot be interpreted as summary statistics of the population of interest.</i>			
# m3s060050: 60.(5)In general, males are more suitable for managerial positions than females.			
Information		[Type= discrete] [Format=numeric] [Range= 1-9] [Missing=*]	
Statistics [NW/ W]		[Valid=2551 /-] [Invalid=0 /-]	

m3s060050: 60.(5)In general, males are more suitable for managerial positions than females.

Value	Label	Cases	Percentage
1	(1)Strongly Agree	20	0.8%
2	(2)Agree	275	10.8%
3	(3)Disagree	1481	58.1%
4	(4)Stongly Disagree	773	30.3%
7	(7)Don't know	0	
8	(8)Refuse to answer	1	0.0%
9	(9)missing	1	0.0%

Warning: these figures indicate the number of cases found in the data file. They cannot be interpreted as summary statistics of the population of interest.

m3s060060: 60.(6)Working women, like housewives, can all establish warm and stable relationships with their children.

Information	[Type= discrete] [Format=numeric] [Range= 1-9] [Missing=*]
Statistics [NW/ W]	[Valid=2551 /-] [Invalid=0 /-]

Value	Label	Cases	Percentage
1	(1)Strongly Agree	679	26.6%
2	(2)Agree	1602	62.8%
3	(3)Disagree	226	8.9%
4	(4)Stongly Disagree	41	1.6%
7	(7)Don't know	1	0.0%
8	(8)Refuse to answer	1	0.0%
9	(9)missing	1	0.0%

Warning: these figures indicate the number of cases found in the data file. They cannot be interpreted as summary statistics of the population of interest.

m3s060070: 60.(7)If there is conflict between work and family, the wife should choose family prior to work.

Information	[Type= discrete] [Format=numeric] [Range= 1-9] [Missing=*]
Statistics [NW/ W]	[Valid=2551 /-] [Invalid=0 /-]

Value	Label	Cases	Percentage
1	(1)Strongly Agree	100	3.9%
2	(2)Agree	1042	40.8%
3	(3)Disagree	1130	44.3%
4	(4)Stongly Disagree	275	10.8%
7	(7)Don't know	1	0.0%
8	(8)Refuse to answer	1	0.0%
9	(9)missing	2	0.1%

Warning: these figures indicate the number of cases found in the data file. They cannot be interpreted as summary statistics of the population of interest.

m3s061010: 61.(1)I cannot solve some personal problems.

Information	[Type= discrete] [Format=numeric] [Range= 1-9] [Missing=*]
Statistics [NW/ W]	[Valid=2551 /-] [Invalid=0 /-]

Value	Label	Cases	Percentage
1	(1)Strongly Agree	61	2.4%
2	(2)Agree	815	31.9%
3	(3)Disagree	1364	53.5%
4	(4)Stongly Disagree	308	12.1%
7	(7)Don't know	0	
8	(8)Refuse to answer	1	0.0%

# m3s061010: 61.(1)I cannot solve some personal problems.			
Value	Label	Cases	Percentage
9	(9)missing	2	0.1%
<i>Warning: these figures indicate the number of cases found in the data file. They cannot be interpreted as summary statistics of the population of interest.</i>			
# m3s061020: 61.(2)I cannot control what happens to me.			
Information		[Type= discrete] [Format=numeric] [Range= 1-9] [Missing=*]	
Statistics [NW/ W]		[Valid=2551 /-] [Invalid=0 /-]	
Value	Label	Cases	Percentage
1	(1)Strongly Agree	113	4.4%
2	(2)Agree	984	38.6%
3	(3)Disagree	1233	48.3%
4	(4)Stongly Disagree	218	8.5%
7	(7)Don't know	0	
8	(8)Refuse to answer	1	0.0%
9	(9)missing	2	0.1%
<i>Warning: these figures indicate the number of cases found in the data file. They cannot be interpreted as summary statistics of the population of interest.</i>			
# m3s061030: 61.(3)I feel weary and incapable of solving some daily problems.			
Information		[Type= discrete] [Format=numeric] [Range= 1-9] [Missing=*]	
Statistics [NW/ W]		[Valid=2551 /-] [Invalid=0 /-]	
Value	Label	Cases	Percentage
1	(1)Strongly Agree	55	2.2%
2	(2)Agree	758	29.7%
3	(3)Disagree	1473	57.7%
4	(4)Stongly Disagree	262	10.3%
7	(7)Don't know	0	
8	(8)Refuse to answer	1	0.0%
9	(9)missing	2	0.1%
<i>Warning: these figures indicate the number of cases found in the data file. They cannot be interpreted as summary statistics of the population of interest.</i>			
# m3s061040: 61.(4)I don't have many things to be proud of.			
Information		[Type= discrete] [Format=numeric] [Range= 1-9] [Missing=*]	
Statistics [NW/ W]		[Valid=2551 /-] [Invalid=0 /-]	
Value	Label	Cases	Percentage
1	(1)Strongly Agree	39	1.5%
2	(2)Agree	748	29.3%
3	(3)Disagree	1498	58.7%
4	(4)Stongly Disagree	263	10.3%
7	(7)Don't know	0	
8	(8)Refuse to answer	1	0.0%
9	(9)missing	2	0.1%
<i>Warning: these figures indicate the number of cases found in the data file. They cannot be interpreted as summary statistics of the population of interest.</i>			
# m3s061050: 61.(5)Sometimes I feel useless.			
Information		[Type= discrete] [Format=numeric] [Range= 1-9] [Missing=*]	
Statistics [NW/ W]		[Valid=2551 /-] [Invalid=0 /-]	

m3s061050: 61.(5)Sometimes I feel useless.

Value	Label	Cases	Percentage
1	(1)Strongly Agree	34	1.3%
2	(2)Agree	604	23.7%
3	(3)Disagree	1495	58.6%
4	(4)Stongly Disagree	415	16.3%
7	(7)Don't know	0	
8	(8)Refuse to answer	1	0.0%
9	(9)missing	2	0.1%

Warning: these figures indicate the number of cases found in the data file. They cannot be interpreted as summary statistics of the population of interest.

m3s061060: 61.(6)Sometimes I feel like I am going nowhere.

Information	[Type= discrete] [Format=numeric] [Range= 1-9] [Missing=*]
Statistics [NW/ W]	[Valid=2551 /-] [Invalid=0 /-]

Value	Label	Cases	Percentage
1	(1)Strongly Agree	30	1.2%
2	(2)Agree	336	13.2%
3	(3)Disagree	1595	62.5%
4	(4)Stongly Disagree	585	22.9%
7	(7)Don't know	0	
8	(8)Refuse to answer	1	0.0%
9	(9)missing	4	0.2%

Warning: these figures indicate the number of cases found in the data file. They cannot be interpreted as summary statistics of the population of interest.

m3s061070: 61.(7)I have a positive and optimistic view of myself.

Information	[Type= discrete] [Format=numeric] [Range= 1-9] [Missing=*]
Statistics [NW/ W]	[Valid=2551 /-] [Invalid=0 /-]

Value	Label	Cases	Percentage
1	(1)Strongly Agree	392	15.4%
2	(2)Agree	1829	71.7%
3	(3)Disagree	313	12.3%
4	(4)Stongly Disagree	15	0.6%
7	(7)Don't know	0	
8	(8)Refuse to answer	1	0.0%
9	(9)missing	1	0.0%

Warning: these figures indicate the number of cases found in the data file. They cannot be interpreted as summary statistics of the population of interest.

m3s061080: 61.(8)I consider myself a valuable (useful) person.

Information	[Type= discrete] [Format=numeric] [Range= 1-9] [Missing=*]
Statistics [NW/ W]	[Valid=2551 /-] [Invalid=0 /-]

Value	Label	Cases	Percentage
1	(1)Strongly Agree	347	13.6%
2	(2)Agree	1958	76.8%
3	(3)Disagree	234	9.2%
4	(4)Stongly Disagree	9	0.4%
7	(7)Don't know	0	
8	(8)Refuse to answer	1	0.0%
9	(9)missing	2	0.1%

# m3s061080: 61.(8)I consider myself a valuable (useful) person.			
<i>Warning: these figures indicate the number of cases found in the data file. They cannot be interpreted as summary statistics of the population of interest.</i>			
# m3s061090: 61.(9)I am very satisfied with myself.			
Information	[Type= discrete] [Format=numeric] [Range= 1-9] [Missing=*]		
Statistics [NW/ W]	[Valid=2551 /-] [Invalid=0 /-]		
Value	Label	Cases	Percentage
1	(1)Strongly Agree	194	7.6%
2	(2)Agree	1742	68.3%
3	(3)Disagree	588	23.0%
4	(4)Stongly Disagree	25	1.0%
7	(7)Don't know	0	
8	(8)Refuse to answer	1	0.0%
9	(9)missing	1	0.0%
<i>Warning: these figures indicate the number of cases found in the data file. They cannot be interpreted as summary statistics of the population of interest.</i>			
# m3s062000: 62.In general, how is your health condition the last two weeks?			
Information	[Type= discrete] [Format=numeric] [Range= 1-9] [Missing=*]		
Statistics [NW/ W]	[Valid=2551 /-] [Invalid=0 /-]		
Value	Label	Cases	Percentage
1	(1)Very unhealthy	16	0.6%
2	(2)Unhealthy	225	8.8%
3	(3)Average	1127	44.2%
4	(4)Healthy	938	36.8%
5	(5)Very healthy	242	9.5%
7	(7)Don't know	0	
8	(8)Refuse to answer	1	0.0%
9	(9)missing	2	0.1%
<i>Warning: these figures indicate the number of cases found in the data file. They cannot be interpreted as summary statistics of the population of interest.</i>			
# m3s063000: 63.In general, are you happy recently?			
Information	[Type= discrete] [Format=numeric] [Range= 1-9] [Missing=*]		
Statistics [NW/ W]	[Valid=2551 /-] [Invalid=0 /-]		
Value	Label	Cases	Percentage
1	(1)Very happy	206	8.1%
2	(2)Happy	852	33.4%
3	(3)Pretty happy	1285	50.4%
4	(4)Not very happy	186	7.3%
5	(5)Very unhappy	20	0.8%
7	(7)Don't know	0	
8	(8)Refuse to answer	1	0.0%
9	(9)missing	1	0.0%
<i>Warning: these figures indicate the number of cases found in the data file. They cannot be interpreted as summary statistics of the population of interest.</i>			
# m3s064000: 64.In general, are you satisfied with your recent life?			
Information	[Type= discrete] [Format=numeric] [Range= 1-9] [Missing=*]		
Statistics [NW/ W]	[Valid=2551 /-] [Invalid=0 /-]		

m3s064000: 64.In general, are you satisfied with your recent life?

Value	Label	Cases	Percentage
1	(1)Very satisfied	185	7.3%
2	(2)Satisfied	893	35.0%
3	(3)Pretty satisfied	1192	46.7%
4	(4)Not very satisfied	253	9.9%
5	(5)Very unsatisfied	26	1.0%
7	(7)Don't know	0	
8	(8)Refuse to answer	1	0.0%
9	(9)missing	1	0.0%

Warning: these figures indicate the number of cases found in the data file. They cannot be interpreted as summary statistics of the population of interest.

m3s065010: 65.(1)Your current situation:In difficult times, I have many people I can rely on.

Information	[Type= discrete] [Format=numeric] [Range= 1-9] [Missing=*]
Statistics [NW/ W]	[Valid=2551 /-] [Invalid=0 /-]

Value	Label	Cases	Percentage
1	(1)Yes	1174	46.0%
2	(2)Kind of	1242	48.7%
3	(3)No	133	5.2%
7	(7)Don't know	0	
8	(8)Refuse to answer	1	0.0%
9	(9)missing	1	0.0%

Warning: these figures indicate the number of cases found in the data file. They cannot be interpreted as summary statistics of the population of interest.

m3s065020: 65.(2)Your current situation:I often feel empty.

Information	[Type= discrete] [Format=numeric] [Range= 1-9] [Missing=*]
Statistics [NW/ W]	[Valid=2551 /-] [Invalid=0 /-]

Value	Label	Cases	Percentage
1	(1)Yes	141	5.5%
2	(2)Kind of	1125	44.1%
3	(3)No	1282	50.3%
7	(7)Don't know	0	
8	(8)Refuse to answer	1	0.0%
9	(9)missing	2	0.1%

Warning: these figures indicate the number of cases found in the data file. They cannot be interpreted as summary statistics of the population of interest.

m3s065030: 65.(3)Your current situation:I wish I had someone to accompany me.

Information	[Type= discrete] [Format=numeric] [Range= 1-9] [Missing=*]
Statistics [NW/ W]	[Valid=2551 /-] [Invalid=0 /-]

Value	Label	Cases	Percentage
1	(1)Yes	688	27.0%
2	(2)Kind of	1316	51.6%
3	(3)No	545	21.4%
7	(7)Don't know	0	
8	(8)Refuse to answer	1	0.0%
9	(9)missing	1	0.0%

Warning: these figures indicate the number of cases found in the data file. They cannot be interpreted as summary statistics of the population of interest.

m3s065040: 65.(4)Your current situation:I have a lot of people I can trust.

Information [Type= discrete] [Format=numeric] [Range= 1-9] [Missing=*]

Statistics [NW/ W] [Valid=2551 /-] [Invalid=0 /-]

Value	Label	Cases	Percentage
1	(1)Yes	1147	45.0%
2	(2)Kind of	1258	49.3%
3	(3)No	144	5.6%
7	(7)Don't know	0	
8	(8)Refuse to answer	1	0.0%
9	(9)missing	1	0.0%

Warning: these figures indicate the number of cases found in the data file. They cannot be interpreted as summary statistics of the population of interest.

m3s065050: 65.(5)Your current situation:I often feel like I don't fit in with others.

Information [Type= discrete] [Format=numeric] [Range= 1-9] [Missing=*]

Statistics [NW/ W] [Valid=2551 /-] [Invalid=0 /-]

Value	Label	Cases	Percentage
1	(1)Yes	119	4.7%
2	(2)Kind of	894	35.0%
3	(3)No	1535	60.2%
7	(7)Don't know	0	
8	(8)Refuse to answer	1	0.0%
9	(9)missing	2	0.1%

Warning: these figures indicate the number of cases found in the data file. They cannot be interpreted as summary statistics of the population of interest.

# m3s065060: 65.(6)Your current situation:Many people make me feel close to them.			
Information		[Type= discrete] [Format=numeric] [Range= 1-9] [Missing=*]	
Statistics [NW/ W]		[Valid=2551 /-] [Invalid=0 /-]	
Value	Label	Cases	Percentage
1	(1)Yes	1098	43.0%
2	(2)Kind of	1278	50.1%
3	(3)No	172	6.7%
7	(7)Don't know	0	
8	(8)Refuse to answer	1	0.0%
9	(9)missing	2	0.1%
<i>Warning: these figures indicate the number of cases found in the data file. They cannot be interpreted as summary statistics of the population of interest.</i>			
# m3s066010: 66.(1)Indicators for a person to become an adult:Responsible for their actions			
Information		[Type= discrete] [Format=numeric] [Range= 1-9] [Missing=*]	
Statistics [NW/ W]		[Valid=2551 /-] [Invalid=0 /-]	
Value	Label	Cases	Percentage
1	(1)Very unimportant	45	1.8%
2		15	0.6%
3		44	1.7%
4		422	16.5%
5	(5)Very important	2022	79.3%
7	(7)Don't know	0	
8	(8)Refuse to answer	1	0.0%
9	(9)missing	2	0.1%
<i>Warning: these figures indicate the number of cases found in the data file. They cannot be interpreted as summary statistics of the population of interest.</i>			
# m3s066020: 66.(2)Indicators for a person to become an adult:Can make decisions based on own beliefs and values, unaffected by others			
Information		[Type= discrete] [Format=numeric] [Range= 1-9] [Missing=*]	
Statistics [NW/ W]		[Valid=2551 /-] [Invalid=0 /-]	
Value	Label	Cases	Percentage
1	(1)Very unimportant	25	1.0%
2		44	1.7%
3		332	13.0%
4		1108	43.4%
5	(5)Very important	1040	40.8%
7	(7)Don't know	0	
8	(8)Refuse to answer	1	0.0%
9	(9)missing	1	0.0%
<i>Warning: these figures indicate the number of cases found in the data file. They cannot be interpreted as summary statistics of the population of interest.</i>			
# m3s066030: 66.(3)Indicators for a person to become an adult:Considerate of others, not only consider yourself			
Information		[Type= discrete] [Format=numeric] [Range= 1-9] [Missing=*]	
Statistics [NW/ W]		[Valid=2551 /-] [Invalid=0 /-]	
Value	Label	Cases	Percentage
1	(1)Very unimportant	37	1.5%
2		61	2.4%
3		280	11.0%

m3s066030: 66.(3)Indicators for a person to become an adult:Considerate of others, not only consider yourself

Value	Label	Cases	Percentage
4		943	37.0%
5	(5)Very important	1227	48.1%
7	(7)Don't know	0	
8	(8)Refuse to answer	1	0.0%
9	(9)missing	2	0.1%

Warning: these figures indicate the number of cases found in the data file. They cannot be interpreted as summary statistics of the population of interest.

m3s066040: 66.(4)Indicators for a person to become an adult:Economic independence, independent from parents

Information	[Type= discrete] [Format=numeric] [Range= 1-9] [Missing=*]
Statistics [NW/ W]	[Valid=2551 /-] [Invalid=0 /-]

Value	Label	Cases	Percentage
1	(1)Very unimportant	39	1.5%
2		39	1.5%
3		243	9.5%
4		901	35.3%
5	(5)Very important	1325	51.9%
7	(7)Don't know	0	
8	(8)Refuse to answer	1	0.0%
9	(9)missing	3	0.1%

Warning: these figures indicate the number of cases found in the data file. They cannot be interpreted as summary statistics of the population of interest.

m3s066050: 66.(5)Indicators for a person to become an adult:Leave parents' home and live on their own

Information	[Type= discrete] [Format=numeric] [Range= 1-9] [Missing=*]
Statistics [NW/ W]	[Valid=2551 /-] [Invalid=0 /-]

Value	Label	Cases	Percentage
1	(1)Very unimportant	145	5.7%
2		271	10.6%
3		1036	40.6%
4		638	25.0%
5	(5)Very important	457	17.9%
7	(7)Don't know	0	
8	(8)Refuse to answer	1	0.0%
9	(9)missing	3	0.1%

Warning: these figures indicate the number of cases found in the data file. They cannot be interpreted as summary statistics of the population of interest.

m3s066060: 66.(6)Indicators for a person to become an adult:Has full-time job

Information	[Type= discrete] [Format=numeric] [Range= 1-9] [Missing=*]
Statistics [NW/ W]	[Valid=2551 /-] [Invalid=0 /-]

Value	Label	Cases	Percentage
1	(1)Very unimportant	45	1.8%
2		89	3.5%
3		313	12.3%
4		721	28.3%
5	(5)Very important	1380	54.1%
7	(7)Don't know	0	
8	(8)Refuse to answer	1	0.0%

# m3s066060: 66.(6)Indicators for a person to become an adult:Has full-time job			
Value	Label	Cases	Percentage
9	(9)missing	2	0.1%
<i>Warning: these figures indicate the number of cases found in the data file. They cannot be interpreted as summary statistics of the population of interest.</i>			
# m3s066070: 66.(7)Indicators for a person to become an adult:Married			
Information		[Type= discrete] [Format=numeric] [Range= 1-9] [Missing=*]	
Statistics [NW/ W]		[Valid=2551 /-] [Invalid=0 /-]	
Value	Label	Cases	Percentage
1	(1)Very unimportant	427	16.7%
2		486	19.1%
3		906	35.5%
4		359	14.1%
5	(5)Very important	370	14.5%
7	(7)Don't know	0	
8	(8)Refuse to answer	1	0.0%
9	(9)missing	2	0.1%
<i>Warning: these figures indicate the number of cases found in the data file. They cannot be interpreted as summary statistics of the population of interest.</i>			
# m3s066080: 66.(8)Indicators for a person to become an adult:Completed studies, no longer a full-time student			
Information		[Type= discrete] [Format=numeric] [Range= 1-9] [Missing=*]	
Statistics [NW/ W]		[Valid=2551 /-] [Invalid=0 /-]	
Value	Label	Cases	Percentage
1	(1)Very unimportant	178	7.0%
2		264	10.3%
3		773	30.3%
4		616	24.1%
5	(5)Very important	716	28.1%
7	(7)Don't know	0	
8	(8)Refuse to answer	1	0.0%
9	(9)missing	3	0.1%
<i>Warning: these figures indicate the number of cases found in the data file. They cannot be interpreted as summary statistics of the population of interest.</i>			
# m3s066090: 66.(9)Indicators for a person to become an adult:Has child, parenting			
Information		[Type= discrete] [Format=numeric] [Range= 1-9] [Missing=*]	
Statistics [NW/ W]		[Valid=2551 /-] [Invalid=0 /-]	
Value	Label	Cases	Percentage
1	(1)Very unimportant	410	16.1%
2		499	19.6%
3		869	34.1%
4		420	16.5%
5	(5)Very important	349	13.7%
7	(7)Don't know	0	
8	(8)Refuse to answer	1	0.0%
9	(9)missing	3	0.1%
<i>Warning: these figures indicate the number of cases found in the data file. They cannot be interpreted as summary statistics of the population of interest.</i>			
# m3s066100: 66.(10)Indicators for a person to become an adult:Takes care of parents (gives parents money)			
Information		[Type= discrete] [Format=numeric] [Range= 1-9] [Missing=*]	

m3s066100: 66.(10)Indicators for a person to become an adult:Takes care of parents (gives parents money)

Statistics [NW/ W] [Valid=2551 /-] [Invalid=0 /-]

Value	Label	Cases	Percentage
1	(1)Very unimportant	84	3.3%
2		174	6.8%
3		763	29.9%
4		924	36.2%
5	(5)Very important	604	23.7%
7	(7)Don't know	0	
8	(8)Refuse to answer	1	0.0%
9	(9)missing	1	0.0%

Warning: these figures indicate the number of cases found in the data file. They cannot be interpreted as summary statistics of the population of interest.

m3s067000: 67.Overall, how is your life compared to your parents' at your age?

Information [Type= discrete] [Format=numeric] [Range= 1-9] [Missing=*]

Statistics [NW/ W] [Valid=2551 /-] [Invalid=0 /-]

Value	Label	Cases	Percentage
1	(1)Better	1408	55.2%
2	(2)About the same	665	26.1%
3	(3)Worse	463	18.1%
7	(7)Don't know	3	0.1%
8	(8)Refuse to answer	2	0.1%
9	(9)missing	10	0.4%

Warning: these figures indicate the number of cases found in the data file. They cannot be interpreted as summary statistics of the population of interest.

m3s068010: 68.(1)A person who endures hardship will be successful.

Information [Type= discrete] [Format=numeric] [Range= 1-9] [Missing=*]

Statistics [NW/ W] [Valid=2551 /-] [Invalid=0 /-]

Value	Label	Cases	Percentage
1	(1)Strongly Agree	223	8.7%
2	(2)Agree	1080	42.3%
3	(3)Disagree	991	38.8%
4	(4)Stongly Disagree	255	10.0%
7	(7)Don't know	0	
8	(8)Refuse to answer	1	0.0%
9	(9)missing	1	0.0%

Warning: these figures indicate the number of cases found in the data file. They cannot be interpreted as summary statistics of the population of interest.

m3s068020: 68.(2)Taiwan is an open society, everyone has the same chance of success.

Information [Type= discrete] [Format=numeric] [Range= 1-9] [Missing=*]

Statistics [NW/ W] [Valid=2551 /-] [Invalid=0 /-]

Value	Label	Cases	Percentage
1	(1)Strongly Agree	183	7.2%
2	(2)Agree	1027	40.3%
3	(3)Disagree	1015	39.8%
4	(4)Stongly Disagree	324	12.7%
7	(7)Don't know	0	
8	(8)Refuse to answer	1	0.0%

# m3s068020: 68.(2)Taiwan is an open society, everyone has the same chance of success.			
Value	Label	Cases	Percentage
9	(9)missing	1	0.0%
<i>Warning: these figures indicate the number of cases found in the data file. They cannot be interpreted as summary statistics of the population of interest.</i>			
# m3s068030: 68.(3)People who are opportunistic are more likely to succeed in our society.			
Information		[Type= discrete] [Format=numeric] [Range= 1-9] [Missing=*]	
Statistics [NW/ W]		[Valid=2551 /-] [Invalid=0 /-]	
Value	Label	Cases	Percentage
1	(1)Strongly Agree	210	8.2%
2	(2)Agree	1127	44.2%
3	(3)Disagree	1079	42.3%
4	(4)Stongly Disagree	132	5.2%
7	(7)Don't know	1	0.0%
8	(8)Refuse to answer	1	0.0%
9	(9)missing	1	0.0%
<i>Warning: these figures indicate the number of cases found in the data file. They cannot be interpreted as summary statistics of the population of interest.</i>			
# m3s070010: 70.(1)Have gratitude towards parents' parenting			
Information		[Type= discrete] [Format=numeric] [Range= 1-9] [Missing=*]	
Statistics [NW/ W]		[Valid=2551 /-] [Invalid=0 /-]	
Value	Label	Cases	Percentage
1	(1)Absolutely unimportant	0	
2	(2)Fairly unimportant	13	0.5%
3	(3)unimportant	17	0.7%
4	(4)important	525	20.6%
5	(5)Fairly important	875	34.3%
6	(6)Absolutely important	1116	43.7%
7	(7)Don't know	1	0.0%
8	(8)Refuse to answer	2	0.1%
9	(9)missing	2	0.1%
<i>Warning: these figures indicate the number of cases found in the data file. They cannot be interpreted as summary statistics of the population of interest.</i>			
# m3s070020: 70.(2)No matter how bad parents treat you, be kind to them			
Information		[Type= discrete] [Format=numeric] [Range= 1-9] [Missing=*]	
Statistics [NW/ W]		[Valid=2551 /-] [Invalid=0 /-]	
Value	Label	Cases	Percentage
1	(1)Absolutely unimportant	54	2.1%
2	(2)Fairly unimportant	88	3.4%
3	(3)unimportant	363	14.2%
4	(4)important	970	38.0%
5	(5)Fairly important	625	24.5%
6	(6)Absolutely important	447	17.5%
7	(7)Don't know	0	
8	(8)Refuse to answer	2	0.1%
9	(9)missing	2	0.1%
<i>Warning: these figures indicate the number of cases found in the data file. They cannot be interpreted as summary statistics of the population of interest.</i>			

# m3s070030: 70.(3)Give up personal aspirations, achieve parents' wishes			
Information	[Type= discrete] [Format=numeric] [Range= 1-9] [Missing=*]		
Statistics [NW/ W]	[Valid=2551 /-] [Invalid=0 /-]		
Value	Label	Cases	Percentage
1	(1)Absolutely unimportant	321	12.6%
2	(2)Fairly unimportant	496	19.4%
3	(3)unimportant	1257	49.3%
4	(4)important	388	15.2%
5	(5)Fairly important	47	1.8%
6	(6)Absolutely important	37	1.5%
7	(7)Don't know	0	
8	(8)Refuse to answer	1	0.0%
9	(9)missing	4	0.2%
<i>Warning: these figures indicate the number of cases found in the data file. They cannot be interpreted as summary statistics of the population of interest.</i>			
# m3s070040: 70.(4)A son should live with his parents after getting married			
Information	[Type= discrete] [Format=numeric] [Range= 1-9] [Missing=*]		
Statistics [NW/ W]	[Valid=2551 /-] [Invalid=0 /-]		
Value	Label	Cases	Percentage
1	(1)Absolutely unimportant	411	16.1%
2	(2)Fairly unimportant	492	19.3%
3	(3)unimportant	1225	48.0%
4	(4)important	324	12.7%
5	(5)Fairly important	49	1.9%
6	(6)Absolutely important	44	1.7%
7	(7)Don't know	1	0.0%
8	(8)Refuse to answer	1	0.0%
9	(9)missing	4	0.2%
<i>Warning: these figures indicate the number of cases found in the data file. They cannot be interpreted as summary statistics of the population of interest.</i>			
# m3s070050: 70.(5)Take care of parents to make their lives more comfortable			
Information	[Type= discrete] [Format=numeric] [Range= 1-9] [Missing=*]		
Statistics [NW/ W]	[Valid=2551 /-] [Invalid=0 /-]		
Value	Label	Cases	Percentage
1	(1)Absolutely unimportant	15	0.6%
2	(2)Fairly unimportant	24	0.9%
3	(3)unimportant	170	6.7%
4	(4)important	1209	47.4%
5	(5)Fairly important	684	26.8%
6	(6)Absolutely important	444	17.4%
7	(7)Don't know	0	
8	(8)Refuse to answer	3	0.1%
9	(9)missing	2	0.1%
<i>Warning: these figures indicate the number of cases found in the data file. They cannot be interpreted as summary statistics of the population of interest.</i>			
# m3s070060: 70.(6)To pass on the family name, you need to have a son			
Information	[Type= discrete] [Format=numeric] [Range= 1-9] [Missing=*]		
Statistics [NW/ W]	[Valid=2551 /-] [Invalid=0 /-]		

# m3s070060: 70.(6)To pass on the family name, you need to have a son			
Value	Label	Cases	Percentage
1	(1)Absolutely unimportant	595	23.3%
2	(2)Fairly unimportant	374	14.7%
3	(3)unimportant	1041	40.8%
4	(4)important	377	14.8%
5	(5)Fairly important	77	3.0%
6	(6)Absolutely important	83	3.3%
7	(7)Don't know	0	
8	(8)Refuse to answer	2	0.1%
9	(9)missing	2	0.1%
<i>Warning: these figures indicate the number of cases found in the data file. They cannot be interpreted as summary statistics of the population of interest.</i>			
# m3s070070: 70.(7)After a daughter get married, she should often return home to visit her parents			
Information	[Type= discrete] [Format=numeric] [Range= 1-9] [Missing=*]		
Statistics [NW/ W]	[Valid=2551 /-] [Invalid=0 /-]		
Value	Label	Cases	Percentage
1	(1)Absolutely unimportant	18	0.7%
2	(2)Fairly unimportant	32	1.3%
3	(3)unimportant	266	10.4%
4	(4)important	1211	47.5%
5	(5)Fairly important	628	24.6%
6	(6)Absolutely important	390	15.3%
7	(7)Don't know	0	
8	(8)Refuse to answer	3	0.1%
9	(9)missing	3	0.1%
<i>Warning: these figures indicate the number of cases found in the data file. They cannot be interpreted as summary statistics of the population of interest.</i>			
# m3s070080: 70.(8)After a daughter gets married, she still needs to take money home to support her parents			
Information	[Type= discrete] [Format=numeric] [Range= 1-9] [Missing=*]		
Statistics [NW/ W]	[Valid=2551 /-] [Invalid=0 /-]		
Value	Label	Cases	Percentage
1	(1)Absolutely unimportant	112	4.4%
2	(2)Fairly unimportant	149	5.8%
3	(3)unimportant	1001	39.2%
4	(4)important	907	35.6%
5	(5)Fairly important	242	9.5%
6	(6)Absolutely important	135	5.3%
7	(7)Don't know	0	
8	(8)Refuse to answer	3	0.1%
9	(9)missing	2	0.1%
<i>Warning: these figures indicate the number of cases found in the data file. They cannot be interpreted as summary statistics of the population of interest.</i>			
# m3s071010: 71.(1)Having children can pass down the family name			
Information	[Type= discrete] [Format=numeric] [Range= 1-9] [Missing=*]		
Statistics [NW/ W]	[Valid=2551 /-] [Invalid=0 /-]		
Value	Label	Cases	Percentage
1	(1)Not important at all	829	32.5%

# m3s071010: 71.(1)Having children can pass down the family name			
Value	Label	Cases	Percentage
2		419	16.4%
3		743	29.1%
4		394	15.4%
5	(5)Very important	163	6.4%
7	(7)Don't know	0	
8	(8)Refuse to answer	1	0.0%
9	(9)missing	2	0.1%
<i>Warning: these figures indicate the number of cases found in the data file. They cannot be interpreted as summary statistics of the population of interest.</i>			
# m3s071020: 71.(2)Children can financially help the family later			
Information	[Type= discrete] [Format=numeric] [Range= 1-9] [Missing=*]		
Statistics [NW/ W]	[Valid=2551 /-] [Invalid=0 /-]		
Value	Label	Cases	Percentage
1	(1)Not important at all	666	26.1%
2		524	20.5%
3		904	35.4%
4		355	13.9%
5	(5)Very important	99	3.9%
7	(7)Don't know	0	
8	(8)Refuse to answer	1	0.0%
9	(9)missing	2	0.1%
<i>Warning: these figures indicate the number of cases found in the data file. They cannot be interpreted as summary statistics of the population of interest.</i>			
# m3s071030: 71.(3)Children can take care of you when you're old			
Information	[Type= discrete] [Format=numeric] [Range= 1-9] [Missing=*]		
Statistics [NW/ W]	[Valid=2551 /-] [Invalid=0 /-]		
Value	Label	Cases	Percentage
1	(1)Not important at all	459	18.0%
2		421	16.5%
3		888	34.8%
4		601	23.6%
5	(5)Very important	179	7.0%
7	(7)Don't know	0	
8	(8)Refuse to answer	1	0.0%
9	(9)missing	2	0.1%
<i>Warning: these figures indicate the number of cases found in the data file. They cannot be interpreted as summary statistics of the population of interest.</i>			
# m3s071040: 71.(4)Having a baby in the house makes people happy			
Information	[Type= discrete] [Format=numeric] [Range= 1-9] [Missing=*]		
Statistics [NW/ W]	[Valid=2551 /-] [Invalid=0 /-]		
Value	Label	Cases	Percentage
1	(1)Not important at all	95	3.7%
2		101	4.0%
3		484	19.0%
4		1143	44.8%
5	(5)Very important	725	28.4%

m3s071040: 71.(4)Having a baby in the house makes people happy

Value	Label	Cases	Percentage
7	(7)Don't know	0	
8	(8)Refuse to answer	1	0.0%
9	(9)missing	2	0.1%

Warning: these figures indicate the number of cases found in the data file. They cannot be interpreted as summary statistics of the population of interest.

m3s071050: 71.(5)Having children at home is a pleasure

Information	[Type= discrete] [Format=numeric] [Range= 1-9] [Missing=*]
Statistics [NW/ W]	[Valid=2551 /-] [Invalid=0 /-]

Value	Label	Cases	Percentage
1	(1)Not important at all	90	3.5%
2		108	4.2%
3		471	18.5%
4		1167	45.7%
5	(5)Very important	712	27.9%
7	(7)Don't know	0	
8	(8)Refuse to answer	1	0.0%
9	(9)missing	2	0.1%

Warning: these figures indicate the number of cases found in the data file. They cannot be interpreted as summary statistics of the population of interest.

m3s071060: 71.(6)Watching children grow up is the happiest thing in life

Information	[Type= discrete] [Format=numeric] [Range= 1-9] [Missing=*]
Statistics [NW/ W]	[Valid=2551 /-] [Invalid=0 /-]

Value	Label	Cases	Percentage
1	(1)Not important at all	71	2.8%
2		88	3.4%
3		435	17.1%
4		1048	41.1%
5	(5)Very important	906	35.5%
7	(7)Don't know	0	
8	(8)Refuse to answer	1	0.0%
9	(9)missing	2	0.1%

Warning: these figures indicate the number of cases found in the data file. They cannot be interpreted as summary statistics of the population of interest.

m3s071070: 71.(7)Having children will make a home more like a home

Information	[Type= discrete] [Format=numeric] [Range= 1-9] [Missing=*]
Statistics [NW/ W]	[Valid=2551 /-] [Invalid=0 /-]

Value	Label	Cases	Percentage
1	(1)Not important at all	117	4.6%
2		155	6.1%
3		465	18.2%
4		1005	39.4%
5	(5)Very important	805	31.6%
7	(7)Don't know	0	
8	(8)Refuse to answer	1	0.0%
9	(9)missing	3	0.1%

Warning: these figures indicate the number of cases found in the data file. They cannot be interpreted as summary statistics of the population of interest.

# m3s071080: 71.(8)Parenting is an obligation a person has to do			
Information		[Type= discrete] [Format=numeric] [Range= 1-9] [Missing=*]	
Statistics [NW/ W]		[Valid=2551 /-] [Invalid=0 /-]	
Value	Label	Cases	Percentage
1	(1)Not important at all	320	12.5%
2		371	14.5%
3		780	30.6%
4		645	25.3%
5	(5)Very important	432	16.9%
7	(7)Don't know	0	
8	(8)Refuse to answer	1	0.0%
9	(9)missing	2	0.1%
<i>Warning: these figures indicate the number of cases found in the data file. They cannot be interpreted as summary statistics of the population of interest.</i>			
# m3s071090: 71.(9)Being a parent can raise a person's status in the family			
Information		[Type= discrete] [Format=numeric] [Range= 1-9] [Missing=*]	
Statistics [NW/ W]		[Valid=2551 /-] [Invalid=0 /-]	
Value	Label	Cases	Percentage
1	(1)Not important at all	783	30.7%
2		544	21.3%
3		860	33.7%
4		256	10.0%
5	(5)Very important	105	4.1%
7	(7)Don't know	0	
8	(8)Refuse to answer	1	0.0%
9	(9)missing	2	0.1%
<i>Warning: these figures indicate the number of cases found in the data file. They cannot be interpreted as summary statistics of the population of interest.</i>			
# m3s072010: 72.(01)(Past year)I got engaged/married			
Information		[Type= discrete] [Format=numeric] [Range= 1-9] [Missing=*]	
Statistics [NW/ W]		[Valid=2551 /-] [Invalid=0 /-]	
Value	Label	Cases	Percentage
1	(1)Didn't happen	2269	88.9%
2	(2)Yes, no effect	27	1.1%
3	(3)Yes, little effect	63	2.5%
4	(4)Yes, some effect	76	3.0%
5	(5)Yes, big effect	113	4.4%
7	(7)Don't know	0	
8	(8)Refuse to answer	2	0.1%
9	(9)missing	1	0.0%
<i>Warning: these figures indicate the number of cases found in the data file. They cannot be interpreted as summary statistics of the population of interest.</i>			
# m3s072020: 72.(02)(Past year)I fell in love/broke up with someone			
Information		[Type= discrete] [Format=numeric] [Range= 1-9] [Missing=*]	
Statistics [NW/ W]		[Valid=2551 /-] [Invalid=0 /-]	
Value	Label	Cases	Percentage
1	(1)Didn't happen	2295	90.0%

# m3s072020: 72.(02)(Past year)I fell in love/broke up with someone			
Value	Label	Cases	Percentage
2	(2)Yes, no effect	65	2.5%
3	(3)Yes, little effect	95	3.7%
4	(4)Yes, some effect	50	2.0%
5	(5)Yes, big effect	42	1.6%
7	(7)Don't know	0	
8	(8)Refuse to answer	2	0.1%
9	(9)missing	2	0.1%
<i>Warning: these figures indicate the number of cases found in the data file. They cannot be interpreted as summary statistics of the population of interest.</i>			
# m3s072030: 72.(03)(Past year)I cancelled my marriage/separated/divorced			
Information	[Type= discrete] [Format=numeric] [Range= 1-9] [Missing=*]		
Statistics [NW/ W]	[Valid=2551 /-] [Invalid=0 /-]		
Value	Label	Cases	Percentage
1	(1)Didn't happen	2514	98.5%
2	(2)Yes, no effect	7	0.3%
3	(3)Yes, little effect	6	0.2%
4	(4)Yes, some effect	7	0.3%
5	(5)Yes, big effect	13	0.5%
7	(7)Don't know	0	
8	(8)Refuse to answer	2	0.1%
9	(9)missing	2	0.1%
<i>Warning: these figures indicate the number of cases found in the data file. They cannot be interpreted as summary statistics of the population of interest.</i>			
# m3s072040: 72.(04)(Past year)I/my partner got pregnant			
Information	[Type= discrete] [Format=numeric] [Range= 1-9] [Missing=*]		
Statistics [NW/ W]	[Valid=2551 /-] [Invalid=0 /-]		
Value	Label	Cases	Percentage
1	(1)Didn't happen	2272	89.1%
2	(2)Yes, no effect	19	0.7%
3	(3)Yes, little effect	56	2.2%
4	(4)Yes, some effect	66	2.6%
5	(5)Yes, big effect	134	5.3%
7	(7)Don't know	0	
8	(8)Refuse to answer	2	0.1%
9	(9)missing	2	0.1%
<i>Warning: these figures indicate the number of cases found in the data file. They cannot be interpreted as summary statistics of the population of interest.</i>			
# m3s072050: 72.(05)(Past year)My child was born			
Information	[Type= discrete] [Format=numeric] [Range= 1-9] [Missing=*]		
Statistics [NW/ W]	[Valid=2551 /-] [Invalid=0 /-]		
Value	Label	Cases	Percentage
1	(1)Didn't happen	2303	90.3%
2	(2)Yes, no effect	13	0.5%
3	(3)Yes, little effect	28	1.1%
4	(4)Yes, some effect	43	1.7%
5	(5)Yes, big effect	160	6.3%

# m3s072050: 72.(05)(Past year)My child was born			
Value	Label	Cases	Percentage
7	(7)Don't know	0	
8	(8)Refuse to answer	2	0.1%
9	(9)missing	2	0.1%
<i>Warning: these figures indicate the number of cases found in the data file. They cannot be interpreted as summary statistics of the population of interest.</i>			
# m3s072060: 72.(06)(Past year)I got promoted/found a better job			
Information	[Type= discrete] [Format=numeric] [Range= 1-9] [Missing=*]		
Statistics [NW/ W]	[Valid=2551 /-] [Invalid=0 /-]		
Value	Label	Cases	Percentage
1	(1)Didn't happen	1763	69.1%
2	(2)Yes, no effect	103	4.0%
3	(3)Yes, little effect	255	10.0%
4	(4)Yes, some effect	247	9.7%
5	(5)Yes, big effect	174	6.8%
7	(7)Don't know	0	
8	(8)Refuse to answer	2	0.1%
9	(9)missing	7	0.3%
<i>Warning: these figures indicate the number of cases found in the data file. They cannot be interpreted as summary statistics of the population of interest.</i>			
# m3s072070: 72.(07)(Past year)I lost my job			
Information	[Type= discrete] [Format=numeric] [Range= 1-9] [Missing=*]		
Statistics [NW/ W]	[Valid=2551 /-] [Invalid=0 /-]		
Value	Label	Cases	Percentage
1	(1)Didn't happen	2271	89.0%
2	(2)Yes, no effect	68	2.7%
3	(3)Yes, little effect	112	4.4%
4	(4)Yes, some effect	45	1.8%
5	(5)Yes, big effect	51	2.0%
7	(7)Don't know	0	
8	(8)Refuse to answer	2	0.1%
9	(9)missing	2	0.1%
<i>Warning: these figures indicate the number of cases found in the data file. They cannot be interpreted as summary statistics of the population of interest.</i>			
# m3s072080: 72.(08)(Past year)I suffered a major financial or career crisis			
Information	[Type= discrete] [Format=numeric] [Range= 1-9] [Missing=*]		
Statistics [NW/ W]	[Valid=2551 /-] [Invalid=0 /-]		
Value	Label	Cases	Percentage
1	(1)Didn't happen	2213	86.8%
2	(2)Yes, no effect	90	3.5%
3	(3)Yes, little effect	155	6.1%
4	(4)Yes, some effect	53	2.1%
5	(5)Yes, big effect	35	1.4%
7	(7)Don't know	0	
8	(8)Refuse to answer	2	0.1%
9	(9)missing	3	0.1%
<i>Warning: these figures indicate the number of cases found in the data file. They cannot be interpreted as summary statistics of the population of interest.</i>			

# m3s072090: 72.(09)(Past year)Family financial situation got worse			
Information		[Type= discrete] [Format=numeric] [Range= 1-9] [Missing=*]	
Statistics [NW/ W]		[Valid=2551 /-] [Invalid=0 /-]	
Value	Label	Cases	Percentage
1	(1)Didn't happen	2159	84.6%
2	(2)Yes, no effect	109	4.3%
3	(3)Yes, little effect	192	7.5%
4	(4)Yes, some effect	62	2.4%
5	(5)Yes, big effect	25	1.0%
7	(7)Don't know	0	
8	(8)Refuse to answer	2	0.1%
9	(9)missing	2	0.1%
<i>Warning: these figures indicate the number of cases found in the data file. They cannot be interpreted as summary statistics of the population of interest.</i>			
# m3s072100: 72.(10)(Past year)Parents often argue			
Information		[Type= discrete] [Format=numeric] [Range= 0-9] [Missing=*]	
Statistics [NW/ W]		[Valid=2551 /-] [Invalid=0 /-]	
Value	Label	Cases	Percentage
0		7	0.3%
1	(1)Didn't happen	2137	83.8%
2	(2)Yes, no effect	219	8.6%
3	(3)Yes, little effect	134	5.3%
4	(4)Yes, some effect	33	1.3%
5	(5)Yes, big effect	17	0.7%
7	(7)Don't know	0	
8	(8)Refuse to answer	2	0.1%
9	(9)missing	2	0.1%
<i>Warning: these figures indicate the number of cases found in the data file. They cannot be interpreted as summary statistics of the population of interest.</i>			
# m3s072110: 72.(11)(Past year)I often argue with my parents			
Information		[Type= discrete] [Format=numeric] [Range= 0-9] [Missing=*]	
Statistics [NW/ W]		[Valid=2551 /-] [Invalid=0 /-]	
Value	Label	Cases	Percentage
0		3	0.1%
1	(1)Didn't happen	2082	81.6%
2	(2)Yes, no effect	280	11.0%
3	(3)Yes, little effect	141	5.5%
4	(4)Yes, some effect	29	1.1%
5	(5)Yes, big effect	12	0.5%
7	(7)Don't know	0	
8	(8)Refuse to answer	2	0.1%
9	(9)missing	2	0.1%
<i>Warning: these figures indicate the number of cases found in the data file. They cannot be interpreted as summary statistics of the population of interest.</i>			
# m3s072120: 72.(12)(Past year)Parents got divorced or separated			
Information		[Type= discrete] [Format=numeric] [Range= 0-9] [Missing=*]	
Statistics [NW/ W]		[Valid=2551 /-] [Invalid=0 /-]	

# m3s072120: 72.(12)(Past year)Parents got divorced or separated			
Value	Label	Cases	Percentage
0		4	0.2%
1	(1)Didn't happen	2500	98.0%
2	(2)Yes, no effect	21	0.8%
3	(3)Yes, little effect	12	0.5%
4	(4)Yes, some effect	7	0.3%
5	(5)Yes, big effect	3	0.1%
7	(7)Don't know	0	
8	(8)Refuse to answer	2	0.1%
9	(9)missing	2	0.1%
<i>Warning: these figures indicate the number of cases found in the data file. They cannot be interpreted as summary statistics of the population of interest.</i>			
# m3s072130: 72.(13)(Past year)Father or mother retired			
Information	[Type= discrete] [Format=numeric] [Range= 0-9] [Missing=*]		
Statistics [NW/ W]	[Valid=2551 /-] [Invalid=0 /-]		
Value	Label	Cases	Percentage
0		1	0.0%
1	(1)Didn't happen	2278	89.3%
2	(2)Yes, no effect	150	5.9%
3	(3)Yes, little effect	80	3.1%
4	(4)Yes, some effect	28	1.1%
5	(5)Yes, big effect	10	0.4%
7	(7)Don't know	0	
8	(8)Refuse to answer	2	0.1%
9	(9)missing	2	0.1%
<i>Warning: these figures indicate the number of cases found in the data file. They cannot be interpreted as summary statistics of the population of interest.</i>			
# m3s072140: 72.(14)(Past year)Father or mother got seriously ill			
Information	[Type= discrete] [Format=numeric] [Range= 0-9] [Missing=*]		
Statistics [NW/ W]	[Valid=2551 /-] [Invalid=0 /-]		
Value	Label	Cases	Percentage
0		1	0.0%
1	(1)Didn't happen	2308	90.5%
2	(2)Yes, no effect	45	1.8%
3	(3)Yes, little effect	71	2.8%
4	(4)Yes, some effect	58	2.3%
5	(5)Yes, big effect	63	2.5%
7	(7)Don't know	0	
8	(8)Refuse to answer	2	0.1%
9	(9)missing	3	0.1%
<i>Warning: these figures indicate the number of cases found in the data file. They cannot be interpreted as summary statistics of the population of interest.</i>			
# m3s072150: 72.(15)(Past year)Death in the family			
Information	[Type= discrete] [Format=numeric] [Range= 1-9] [Missing=*]		
Statistics [NW/ W]	[Valid=2551 /-] [Invalid=0 /-]		
Value	Label	Cases	Percentage
1	(1)Didn't happen	2131	83.5%

m3s072150: 72.(15)(Past year)Death in the family

Value	Label	Cases	Percentage
2	(2)Yes, no effect	129	5.1%
3	(3)Yes, little effect	131	5.1%
4	(4)Yes, some effect	67	2.6%
5	(5)Yes, big effect	79	3.1%
7	(7)Don't know	0	
8	(8)Refuse to answer	2	0.1%
9	(9)missing	12	0.5%

Warning: these figures indicate the number of cases found in the data file. They cannot be interpreted as summary statistics of the population of interest.

m3s072151: 72-1.(15)(01)(Past year)Death in the family:Father/foster father

Information	[Type= discrete] [Format=numeric] [Range= 0-9] [Missing=*]
Statistics [NW/ W]	[Valid=2551 /-] [Invalid=0 /-]

Value	Label	Cases	Percentage
0	(0)Skip	2131	83.5%
1	(1)Yes	29	1.1%
2	(2)No	386	15.1%
7	(7)Don't know	0	
8	(8)Refuse to answer	2	0.1%
9	(9)missing	3	0.1%

Warning: these figures indicate the number of cases found in the data file. They cannot be interpreted as summary statistics of the population of interest.

m3s072152: 72-1.(15)(02)(Past year)Death in the family:Mother/foster mother

Information	[Type= discrete] [Format=numeric] [Range= 0-9] [Missing=*]
Statistics [NW/ W]	[Valid=2551 /-] [Invalid=0 /-]

Value	Label	Cases	Percentage
0	(0)Skip	2131	83.5%
1	(1)Yes	25	1.0%
2	(2)No	390	15.3%
7	(7)Don't know	0	
8	(8)Refuse to answer	2	0.1%
9	(9)missing	3	0.1%

Warning: these figures indicate the number of cases found in the data file. They cannot be interpreted as summary statistics of the population of interest.

m3s072153: 72-1.(15)(03)(Past year)Death in the family:Spouse's father

Information	[Type= discrete] [Format=numeric] [Range= 0-9] [Missing=*]
Statistics [NW/ W]	[Valid=2551 /-] [Invalid=0 /-]

Value	Label	Cases	Percentage
0	(0)Skip	2131	83.5%
1	(1)Yes	9	0.4%
2	(2)No	406	15.9%
7	(7)Don't know	0	
8	(8)Refuse to answer	2	0.1%
9	(9)missing	3	0.1%

Warning: these figures indicate the number of cases found in the data file. They cannot be interpreted as summary statistics of the population of interest.

# m3s072154: 72-1.(15)(04)(Past year)Death in the family:Spouse's mother			
Information	[Type= discrete] [Format=numeric] [Range= 0-9] [Missing=*]		
Statistics [NW/ W]	[Valid=2551 /-] [Invalid=0 /-]		
Value	Label	Cases	Percentage
0	(0)Skip	2131	83.5%
1	(1)Yes	5	0.2%
2	(2)No	410	16.1%
7	(7)Don't know	0	
8	(8)Refuse to answer	2	0.1%
9	(9)missing	3	0.1%
<i>Warning: these figures indicate the number of cases found in the data file. They cannot be interpreted as summary statistics of the population of interest.</i>			
# m3s072155: 72-1.(15)(05)(Past year)Death in the family:Grandfather (paternal)			
Information	[Type= discrete] [Format=numeric] [Range= 0-9] [Missing=*]		
Statistics [NW/ W]	[Valid=2551 /-] [Invalid=0 /-]		
Value	Label	Cases	Percentage
0	(0)Skip	2131	83.5%
1	(1)Yes	67	2.6%
2	(2)No	348	13.6%
7	(7)Don't know	0	
8	(8)Refuse to answer	2	0.1%
9	(9)missing	3	0.1%
<i>Warning: these figures indicate the number of cases found in the data file. They cannot be interpreted as summary statistics of the population of interest.</i>			
# m3s072156: 72-1.(15)(06)(Past year)Death in the family:Grandmother (paternal)			
Information	[Type= discrete] [Format=numeric] [Range= 0-9] [Missing=*]		
Statistics [NW/ W]	[Valid=2551 /-] [Invalid=0 /-]		
Value	Label	Cases	Percentage
0	(0)Skip	2131	83.5%
1	(1)Yes	108	4.2%
2	(2)No	307	12.0%
7	(7)Don't know	0	
8	(8)Refuse to answer	2	0.1%
9	(9)missing	3	0.1%
<i>Warning: these figures indicate the number of cases found in the data file. They cannot be interpreted as summary statistics of the population of interest.</i>			
# m3s072157: 72-1.(15)(07)(Past year)Death in the family:Grandfather (maternal)			
Information	[Type= discrete] [Format=numeric] [Range= 0-9] [Missing=*]		
Statistics [NW/ W]	[Valid=2551 /-] [Invalid=0 /-]		
Value	Label	Cases	Percentage
0	(0)Skip	2131	83.5%
1	(1)Yes	51	2.0%
2	(2)No	364	14.3%
7	(7)Don't know	0	
8	(8)Refuse to answer	2	0.1%
9	(9)missing	3	0.1%
<i>Warning: these figures indicate the number of cases found in the data file. They cannot be interpreted as summary statistics of the population of interest.</i>			

# m3s072158: 72-1.(15)(08)(Past year)Death in the family:Grandmother (maternal)			
Information		[Type= discrete] [Format=numeric] [Range= 0-9] [Missing=*]	
Statistics [NW/ W]		[Valid=2551 /-] [Invalid=0 /-]	
Value	Label	Cases	Percentage
0	(0)Skip	2131	83.5%
1	(1)Yes	67	2.6%
2	(2)No	348	13.6%
7	(7)Don't know	0	
8	(8)Refuse to answer	2	0.1%
9	(9)missing	3	0.1%
<i>Warning: these figures indicate the number of cases found in the data file. They cannot be interpreted as summary statistics of the population of interest.</i>			
# m3s072159: 72-1.(15)(09)(Past year)Death in the family:Other family member			
Information		[Type= discrete] [Format=numeric] [Range= 0-9] [Missing=*]	
Statistics [NW/ W]		[Valid=2551 /-] [Invalid=0 /-]	
Value	Label	Cases	Percentage
0	(0)Skip	2131	83.5%
1	(1)Yes	96	3.8%
2	(2)No	319	12.5%
7	(7)Don't know	0	
8	(8)Refuse to answer	2	0.1%
9	(9)missing	3	0.1%
<i>Warning: these figures indicate the number of cases found in the data file. They cannot be interpreted as summary statistics of the population of interest.</i>			
# m3s073000: 73.Do you interact with others when you are using the internet?			
Information		[Type= discrete] [Format=numeric] [Range= 1-9] [Missing=*]	
Statistics [NW/ W]		[Valid=2551 /-] [Invalid=0 /-]	
Value	Label	Cases	Percentage
1	(1)Always alone	90	3.5%
2	(2)Occasionally interact with people	771	30.2%
3	(3)Sometimes interact with people	864	33.9%
4	(4)Most of the time	825	32.3%
7	(7)Don't know	0	
8	(8)Refuse to answer	1	0.0%
9	(9)missing	0	
<i>Warning: these figures indicate the number of cases found in the data file. They cannot be interpreted as summary statistics of the population of interest.</i>			
# m3s074000: 74.In general, how many people do you contact on the internet every day?			
Information		[Type= continuous] [Format=numeric] [Range= 0-999] [Missing=*]	
Statistics [NW/ W]		[Valid=2551 /-] [Invalid=0 /-]	
Value	Label	Cases	Percentage
996	(996)Over 999	2	18.2%
997	(997)Don't know	5	45.5%
998	(998)Refuse to answer	1	9.1%
999	(999)missing	3	27.3%
<i>Warning: these figures indicate the number of cases found in the data file. They cannot be interpreted as summary statistics of the population of interest.</i>			

# m3s075010: 75.(1)I'm accustomed to reducing sleep time, so you can have more time online			
Information		[Type= discrete] [Format=numeric] [Range= 1-9] [Missing=*]	
Statistics [NW/ W]		[Valid=2551 /-] [Invalid=0 /-]	
Value	Label	Cases	Percentage
1	(1)Definitely Yes	130	5.1%
2	(2)Yes	753	29.5%
3	(3)No	1287	50.5%
4	(4)Definitely No	379	14.9%
7	(7)Don't know	0	
8	(8)Refuse to answer	1	0.0%
9	(9)missing	1	0.0%
<i>Warning: these figures indicate the number of cases found in the data file. They cannot be interpreted as summary statistics of the population of interest.</i>			
# m3s075020: 75.(2)If there's a time where you don't have internet, you feel like you missed something			
Information		[Type= discrete] [Format=numeric] [Range= 1-9] [Missing=*]	
Statistics [NW/ W]		[Valid=2551 /-] [Invalid=0 /-]	
Value	Label	Cases	Percentage
1	(1)Definitely Yes	180	7.1%
2	(2)Yes	1072	42.0%
3	(3)No	1075	42.1%
4	(4)Definitely No	222	8.7%
7	(7)Don't know	0	
8	(8)Refuse to answer	1	0.0%
9	(9)missing	1	0.0%
<i>Warning: these figures indicate the number of cases found in the data file. They cannot be interpreted as summary statistics of the population of interest.</i>			
# m3s075030: 75.(3)You reduce face-to-face interactions with family and friends due to the internet			
Information		[Type= discrete] [Format=numeric] [Range= 1-9] [Missing=*]	
Statistics [NW/ W]		[Valid=2551 /-] [Invalid=0 /-]	
Value	Label	Cases	Percentage
1	(1)Definitely Yes	78	3.1%
2	(2)Yes	717	28.1%
3	(3)No	1480	58.0%
4	(4)Definitely No	273	10.7%
7	(7)Don't know	0	
8	(8)Refuse to answer	1	0.0%
9	(9)missing	2	0.1%
<i>Warning: these figures indicate the number of cases found in the data file. They cannot be interpreted as summary statistics of the population of interest.</i>			
# m3s075040: 75.(4)Time you spend on the internet is getting longer and longer			
Information		[Type= discrete] [Format=numeric] [Range= 1-9] [Missing=*]	
Statistics [NW/ W]		[Valid=2551 /-] [Invalid=0 /-]	
Value	Label	Cases	Percentage
1	(1)Definitely Yes	113	4.4%
2	(2)Yes	718	28.1%
3	(3)No	1438	56.4%
4	(4)Definitely No	280	11.0%

# m3s075040: 75.(4)Time you spend on the internet is getting longer and longer			
Value	Label	Cases	Percentage
7	(7)Don't know	0	
8	(8)Refuse to answer	1	0.0%
9	(9)missing	1	0.0%
<i>Warning: these figures indicate the number of cases found in the data file. They cannot be interpreted as summary statistics of the population of interest.</i>			
# m3s075050: 75.(5)Life is not fun without internet			
Information	[Type= discrete] [Format=numeric] [Range= 1-9] [Missing=*]		
Statistics [NW/ W]	[Valid=2551 /-] [Invalid=0 /-]		
Value	Label	Cases	Percentage
1	(1)Definitely Yes	179	7.0%
2	(2)Yes	1026	40.2%
3	(3)No	1078	42.3%
4	(4)Definitely No	266	10.4%
7	(7)Don't know	0	
8	(8)Refuse to answer	1	0.0%
9	(9)missing	1	0.0%
<i>Warning: these figures indicate the number of cases found in the data file. They cannot be interpreted as summary statistics of the population of interest.</i>			
# m3s076010: 76.(01)(Past week)Symptoms:Headache			
Information	[Type= discrete] [Format=numeric] [Range= 1-9] [Missing=*]		
Statistics [NW/ W]	[Valid=2551 /-] [Invalid=0 /-]		
Value	Label	Cases	Percentage
1	(1)No	1614	63.3%
2	(2)A little	600	23.5%
3	(3)Normal	249	9.8%
4	(4)Severe	78	3.1%
5	(5)Very Severe	8	0.3%
7	(7)Don't know	0	
8	(8)Refuse to answer	1	0.0%
9	(9)missing	1	0.0%
<i>Warning: these figures indicate the number of cases found in the data file. They cannot be interpreted as summary statistics of the population of interest.</i>			
# m3s076020: 76.(02)(Past week)Symptoms:Dizziness			
Information	[Type= discrete] [Format=numeric] [Range= 1-9] [Missing=*]		
Statistics [NW/ W]	[Valid=2551 /-] [Invalid=0 /-]		
Value	Label	Cases	Percentage
1	(1)No	1816	71.2%
2	(2)A little	460	18.0%
3	(3)Normal	221	8.7%
4	(4)Severe	46	1.8%
5	(5)Very Severe	5	0.2%
7	(7)Don't know	0	
8	(8)Refuse to answer	1	0.0%
9	(9)missing	2	0.1%
<i>Warning: these figures indicate the number of cases found in the data file. They cannot be interpreted as summary statistics of the population of interest.</i>			

# m3s076030: 76.(03)(Past week)Symptoms:Loneliness			
Information		[Type= discrete] [Format=numeric] [Range= 1-9] [Missing=*]	
Statistics [NW/ W]		[Valid=2551 /-] [Invalid=0 /-]	
Value	Label	Cases	Percentage
1	(1)No	1952	76.5%
2	(2)A little	371	14.5%
3	(3)Normal	184	7.2%
4	(4)Severe	30	1.2%
5	(5)Very Severe	11	0.4%
7	(7)Don't know	0	
8	(8)Refuse to answer	1	0.0%
9	(9)missing	2	0.1%
<i>Warning: these figures indicate the number of cases found in the data file. They cannot be interpreted as summary statistics of the population of interest.</i>			
# m3s076040: 76.(04)(Past week)Symptoms:Depression			
Information		[Type= discrete] [Format=numeric] [Range= 1-9] [Missing=*]	
Statistics [NW/ W]		[Valid=2551 /-] [Invalid=0 /-]	
Value	Label	Cases	Percentage
1	(1)No	1772	69.5%
2	(2)A little	472	18.5%
3	(3)Normal	235	9.2%
4	(4)Severe	53	2.1%
5	(5)Very Severe	17	0.7%
7	(7)Don't know	0	
8	(8)Refuse to answer	1	0.0%
9	(9)missing	1	0.0%
<i>Warning: these figures indicate the number of cases found in the data file. They cannot be interpreted as summary statistics of the population of interest.</i>			
# m3s076050: 76.(05)(Past week)Symptoms:Excessive worry			
Information		[Type= discrete] [Format=numeric] [Range= 1-9] [Missing=*]	
Statistics [NW/ W]		[Valid=2551 /-] [Invalid=0 /-]	
Value	Label	Cases	Percentage
1	(1)No	1528	59.9%
2	(2)A little	552	21.6%
3	(3)Normal	322	12.6%
4	(4)Severe	113	4.4%
5	(5)Very Severe	32	1.3%
7	(7)Don't know	0	
8	(8)Refuse to answer	1	0.0%
9	(9)missing	3	0.1%
<i>Warning: these figures indicate the number of cases found in the data file. They cannot be interpreted as summary statistics of the population of interest.</i>			
# m3s076060: 76.(06)(Past week)Symptoms:Muscle pain/soreness			
Information		[Type= discrete] [Format=numeric] [Range= 1-9] [Missing=*]	
Statistics [NW/ W]		[Valid=2551 /-] [Invalid=0 /-]	
Value	Label	Cases	Percentage
1	(1)No	1113	43.6%

# m3s076060: 76.(06)(Past week)Symptoms:Muscle pain/soreness			
Value	Label	Cases	Percentage
2	(2)A little	731	28.7%
3	(3)Normal	470	18.4%
4	(4)Severe	189	7.4%
5	(5)Very Severe	44	1.7%
7	(7)Don't know	0	
8	(8)Refuse to answer	1	0.0%
9	(9)missing	3	0.1%
<i>Warning: these figures indicate the number of cases found in the data file. They cannot be interpreted as summary statistics of the population of interest.</i>			
# m3s076070: 76.(07)(Past week)Symptoms:Insomnia, having trouble falling asleep			
Information	[Type= discrete] [Format=numeric] [Range= 1-9] [Missing=*]		
Statistics [NW/ W]	[Valid=2551 /-] [Invalid=0 /-]		
Value	Label	Cases	Percentage
1	(1)No	1555	61.0%
2	(2)A little	528	20.7%
3	(3)Normal	303	11.9%
4	(4)Severe	128	5.0%
5	(5)Very Severe	32	1.3%
7	(7)Don't know	0	
8	(8)Refuse to answer	1	0.0%
9	(9)missing	4	0.2%
<i>Warning: these figures indicate the number of cases found in the data file. They cannot be interpreted as summary statistics of the population of interest.</i>			
# m3s076080: 76.(08)(Past week)Symptoms:Numbness or tingling in certain parts of the body			
Information	[Type= discrete] [Format=numeric] [Range= 1-9] [Missing=*]		
Statistics [NW/ W]	[Valid=2551 /-] [Invalid=0 /-]		
Value	Label	Cases	Percentage
1	(1)No	2020	79.2%
2	(2)A little	298	11.7%
3	(3)Normal	170	6.7%
4	(4)Severe	52	2.0%
5	(5)Very Severe	7	0.3%
7	(7)Don't know	0	
8	(8)Refuse to answer	1	0.0%
9	(9)missing	3	0.1%
<i>Warning: these figures indicate the number of cases found in the data file. They cannot be interpreted as summary statistics of the population of interest.</i>			
# m3s076090: 76.(09)(Past week)Symptoms:Feeling like something is stuck in the throat			
Information	[Type= discrete] [Format=numeric] [Range= 1-9] [Missing=*]		
Statistics [NW/ W]	[Valid=2551 /-] [Invalid=0 /-]		
Value	Label	Cases	Percentage
1	(1)No	2190	85.8%
2	(2)A little	218	8.5%
3	(3)Normal	107	4.2%
4	(4)Severe	26	1.0%
5	(5)Very Severe	6	0.2%

# m3s076090: 76.(09)(Past week)Symptoms:Feeling like something is stuck in the throat			
Value	Label	Cases	Percentage
7	(7)Don't know	0	
8	(8)Refuse to answer	1	0.0%
9	(9)missing	3	0.1%
<i>Warning: these figures indicate the number of cases found in the data file. They cannot be interpreted as summary statistics of the population of interest.</i>			
# m3s076100: 76.(10)(Past week)Symptoms:Weakness in certain parts of the body			
Information	[Type= discrete] [Format=numeric] [Range= 1-9] [Missing=*]		
Statistics [NW/ W]	[Valid=2551 /-] [Invalid=0 /-]		
Value	Label	Cases	Percentage
1	(1)No	1606	63.0%
2	(2)A little	554	21.7%
3	(3)Normal	278	10.9%
4	(4)Severe	96	3.8%
5	(5)Very Severe	13	0.5%
7	(7)Don't know	0	
8	(8)Refuse to answer	1	0.0%
9	(9)missing	3	0.1%
<i>Warning: these figures indicate the number of cases found in the data file. They cannot be interpreted as summary statistics of the population of interest.</i>			
# m3s076110: 76.(11)(Past week)Symptoms:Having desire to beat up or hurt someone			
Information	[Type= discrete] [Format=numeric] [Range= 1-9] [Missing=*]		
Statistics [NW/ W]	[Valid=2551 /-] [Invalid=0 /-]		
Value	Label	Cases	Percentage
1	(1)No	2446	95.9%
2	(2)A little	68	2.7%
3	(3)Normal	25	1.0%
4	(4)Severe	6	0.2%
5	(5)Very Severe	2	0.1%
7	(7)Don't know	0	
8	(8)Refuse to answer	1	0.0%
9	(9)missing	3	0.1%
<i>Warning: these figures indicate the number of cases found in the data file. They cannot be interpreted as summary statistics of the population of interest.</i>			
# m3s076120: 76.(12)(Past week)Symptoms:Waking up too early in the morning and not being able to fall asleep after laying back down			
Information	[Type= discrete] [Format=numeric] [Range= 1-9] [Missing=*]		
Statistics [NW/ W]	[Valid=2551 /-] [Invalid=0 /-]		
Value	Label	Cases	Percentage
1	(1)No	1931	75.7%
2	(2)A little	358	14.0%
3	(3)Normal	160	6.3%
4	(4)Severe	70	2.7%
5	(5)Very Severe	28	1.1%
7	(7)Don't know	0	
8	(8)Refuse to answer	1	0.0%
9	(9)missing	3	0.1%

m3s076120: 76.(12)(Past week)Symptoms:Waking up too early in the morning and not being able to fall asleep after laying back down

Warning: these figures indicate the number of cases found in the data file. They cannot be interpreted as summary statistics of the population of interest.

m3s076130: 76.(13)(Past week)Symptoms:Not sleeping well or waking up constantly throughout the night

Information [Type= discrete] [Format=numeric] [Range= 1-9] [Missing=*]

Statistics [NW/ W] [Valid=2551 /-] [Invalid=0 /-]

Value	Label	Cases	Percentage
1	(1)No	1663	65.2%
2	(2)A little	517	20.3%
3	(3)Normal	223	8.7%
4	(4)Severe	106	4.2%
5	(5)Very Severe	38	1.5%
7	(7)Don't know	0	
8	(8)Refuse to answer	1	0.0%
9	(9)missing	3	0.1%

Warning: these figures indicate the number of cases found in the data file. They cannot be interpreted as summary statistics of the population of interest.

m3s076140: 76.(14)(Past week)Symptoms:Arguing frequently with others

Information [Type= discrete] [Format=numeric] [Range= 1-9] [Missing=*]

Statistics [NW/ W] [Valid=2551 /-] [Invalid=0 /-]

Value	Label	Cases	Percentage
1	(1)No	2303	90.3%
2	(2)A little	183	7.2%
3	(3)Normal	57	2.2%
4	(4)Severe	4	0.2%
5	(5)Very Severe	0	
7	(7)Don't know	0	
8	(8)Refuse to answer	1	0.0%
9	(9)missing	3	0.1%

Warning: these figures indicate the number of cases found in the data file. They cannot be interpreted as summary statistics of the population of interest.

m3s076150: 76.(15)(Past week)Symptoms:Yelling, screaming, or throwing things

Information [Type= discrete] [Format=numeric] [Range= 1-9] [Missing=*]

Statistics [NW/ W] [Valid=2551 /-] [Invalid=0 /-]

Value	Label	Cases	Percentage
1	(1)No	2467	96.7%
2	(2)A little	47	1.8%
3	(3)Normal	29	1.1%
4	(4)Severe	4	0.2%
5	(5)Very Severe	0	
7	(7)Don't know	0	
8	(8)Refuse to answer	1	0.0%
9	(9)missing	3	0.1%

Warning: these figures indicate the number of cases found in the data file. They cannot be interpreted as summary statistics of the population of interest.

m3s076160: 76.(16)(Past week)Symptoms:Not wanting to live anymore

Information [Type= discrete] [Format=numeric] [Range= 1-9] [Missing=*]

Statistics [NW/ W] [Valid=2551 /-] [Invalid=0 /-]

# m3s076160: 76.(16)(Past week)Symptoms:Not wanting to live anymore			
Value	Label	Cases	Percentage
1	(1)No	2451	96.1%
2	(2)A little	60	2.4%
3	(3)Normal	25	1.0%
4	(4)Severe	4	0.2%
5	(5)Very Severe	8	0.3%
7	(7)Don't know	0	
8	(8)Refuse to answer	1	0.0%
9	(9)missing	2	0.1%
<i>Warning: these figures indicate the number of cases found in the data file. They cannot be interpreted as summary statistics of the population of interest.</i>			
# m3s077000: 77.Do you currently have a religion?			
Information	[Type= discrete] [Format=numeric] [Range= 1-98] [Missing=*]		
Statistics [NW/ W]	[Valid=2551 /-] [Invalid=0 /-]		
Value	Label	Cases	Percentage
1	(1)Don't have a religion	1455	57.0%
2	(2)Folk religion	342	13.4%
3	(3)Buddhism	252	9.9%
4	(4)Taoism	305	12.0%
5	(5)I-Kuan Tao	36	1.4%
6	(6)Catholocism	8	0.3%
7	(7)Christianity	121	4.7%
8	(8)Islam	2	0.1%
9	(9)Other	29	1.1%
98	(98)Refuse to answer	1	0.0%
<i>Warning: these figures indicate the number of cases found in the data file. They cannot be interpreted as summary statistics of the population of interest.</i>			
# m3s078000: 78.When did you start to believe in your religion?			
Information	[Type= discrete] [Format=numeric] [Range= 0-9] [Missing=*]		
Statistics [NW/ W]	[Valid=2551 /-] [Invalid=0 /-]		
Value	Label	Cases	Percentage
0	(0)Not applicable	1455	57.0%
1	(1)From when I was young, when I was born	927	36.3%
2	(2)From ROC ___ year	166	6.5%
7	(7)Don't know	0	
8	(8)Refuse to answer	1	0.0%
9	(9)missing	2	0.1%
<i>Warning: these figures indicate the number of cases found in the data file. They cannot be interpreted as summary statistics of the population of interest.</i>			
# m3s078001: 78.(2)When did you start to believe in your religion?From ROC ___ year			
Information	[Type= continuous] [Format=numeric] [Range= 0-999] [Missing=*]		
Statistics [NW/ W]	[Valid=2551 /-] [Invalid=0 /-]		
Value	Label	Cases	Percentage
0	(0)Not applicable	2381	99.8%
997	(997)Don't know	0	
998	(998)Refuse to answer	1	0.0%
999	(999)missing	3	0.1%

# m3s078001: 78.(2)When did you start to believe in your religion?From ROC ___ year			
<i>Warning: these figures indicate the number of cases found in the data file. They cannot be interpreted as summary statistics of the population of interest.</i>			
# m3s079010: 79.(01)Why do you believe in your current religion?Cultivate moral character			
Information		[Type= discrete] [Format=numeric] [Range= 0-9] [Missing=*]	
Statistics [NW/ W]		[Valid=2551 /-] [Invalid=0 /-]	
Value	Label	Cases	Percentage
0	(0)Not applicable	1455	57.0%
1	(1)Yes	155	6.1%
2	(2)No	939	36.8%
7	(7)Don't know	0	
8	(8)Refuse to answer	1	0.0%
9	(9)missing	1	0.0%
<i>Warning: these figures indicate the number of cases found in the data file. They cannot be interpreted as summary statistics of the population of interest.</i>			
# m3s079020: 79.(02)Why do you believe in your current religion?seek peace			
Information		[Type= discrete] [Format=numeric] [Range= 0-9] [Missing=*]	
Statistics [NW/ W]		[Valid=2551 /-] [Invalid=0 /-]	
Value	Label	Cases	Percentage
0	(0)Not applicable	1455	57.0%
1	(1)Yes	352	13.8%
2	(2)No	742	29.1%
7	(7)Don't know	0	
8	(8)Refuse to answer	1	0.0%
9	(9)missing	1	0.0%
<i>Warning: these figures indicate the number of cases found in the data file. They cannot be interpreted as summary statistics of the population of interest.</i>			
# m3s079030: 79.(03)Why do you believe in your current religion?understand meaning of life			
Information		[Type= discrete] [Format=numeric] [Range= 0-9] [Missing=*]	
Statistics [NW/ W]		[Valid=2551 /-] [Invalid=0 /-]	
Value	Label	Cases	Percentage
0	(0)Not applicable	1455	57.0%
1	(1)Yes	155	6.1%
2	(2)No	939	36.8%
7	(7)Don't know	0	
8	(8)Refuse to answer	1	0.0%
9	(9)missing	1	0.0%
<i>Warning: these figures indicate the number of cases found in the data file. They cannot be interpreted as summary statistics of the population of interest.</i>			
# m3s079040: 79.(04)Why do you believe in your current religion?Reduce troubles			
Information		[Type= discrete] [Format=numeric] [Range= 0-9] [Missing=*]	
Statistics [NW/ W]		[Valid=2551 /-] [Invalid=0 /-]	
Value	Label	Cases	Percentage
0	(0)Not applicable	1455	57.0%
1	(1)Yes	81	3.2%
2	(2)No	1013	39.7%
7	(7)Don't know	0	
8	(8)Refuse to answer	1	0.0%

# m3s079040: 79.(04)Why do you believe in your current religion?Reduce troubles			
Value	Label	Cases	Percentage
9	(9)missing	1	0.0%
<i>Warning: these figures indicate the number of cases found in the data file. They cannot be interpreted as summary statistics of the population of interest.</i>			
# m3s079050: 79.(05)Why do you believe in your current religion?seek luck and avoid evil			
Information		[Type= discrete] [Format=numeric] [Range= 0-9] [Missing=*]	
Statistics [NW/ W]		[Valid=2551 /-] [Invalid=0 /-]	
Value	Label	Cases	Percentage
0	(0)Not applicable	1455	57.0%
1	(1)Yes	174	6.8%
2	(2)No	920	36.1%
7	(7)Don't know	0	
8	(8)Refuse to answer	1	0.0%
9	(9)missing	1	0.0%
<i>Warning: these figures indicate the number of cases found in the data file. They cannot be interpreted as summary statistics of the population of interest.</i>			
# m3s079060: 79.(06)Why do you believe in your current religion?seek comfort			
Information		[Type= discrete] [Format=numeric] [Range= 0-9] [Missing=*]	
Statistics [NW/ W]		[Valid=2551 /-] [Invalid=0 /-]	
Value	Label	Cases	Percentage
0	(0)Not applicable	1455	57.0%
1	(1)Yes	114	4.5%
2	(2)No	980	38.4%
7	(7)Don't know	0	
8	(8)Refuse to answer	1	0.0%
9	(9)missing	1	0.0%
<i>Warning: these figures indicate the number of cases found in the data file. They cannot be interpreted as summary statistics of the population of interest.</i>			
# m3s079070: 79.(07)Why do you believe in your current religion?Seek spiritual sustenance			
Information		[Type= discrete] [Format=numeric] [Range= 0-9] [Missing=*]	
Statistics [NW/ W]		[Valid=2551 /-] [Invalid=0 /-]	
Value	Label	Cases	Percentage
0	(0)Not applicable	1455	57.0%
1	(1)Yes	269	10.5%
2	(2)No	825	32.3%
7	(7)Don't know	0	
8	(8)Refuse to answer	1	0.0%
9	(9)missing	1	0.0%
<i>Warning: these figures indicate the number of cases found in the data file. They cannot be interpreted as summary statistics of the population of interest.</i>			
# m3s079080: 79.(08)Why do you believe in your current religion?Believe with parents			
Information		[Type= discrete] [Format=numeric] [Range= 0-9] [Missing=*]	
Statistics [NW/ W]		[Valid=2551 /-] [Invalid=0 /-]	
Value	Label	Cases	Percentage
0	(0)Not applicable	1455	57.0%
1	(1)Yes	749	29.4%
2	(2)No	345	13.5%

# m3s079080: 79.(08)Why do you believe in your current religion?Believe with parents			
Value	Label	Cases	Percentage
7	(7)Don't know	0	
8	(8)Refuse to answer	1	0.0%
9	(9)missing	1	0.0%
<i>Warning: these figures indicate the number of cases found in the data file. They cannot be interpreted as summary statistics of the population of interest.</i>			
# m3s079090: 79.(09)Why do you believe in your current religion?Other			
Information		[Type= discrete] [Format=numeric] [Range= 0-9] [Missing=*]	
Statistics [NW/ W]		[Valid=2551 /-] [Invalid=0 /-]	
Value	Label	Cases	Percentage
0	(0)Not applicable	1455	57.0%
1	(1)Yes	36	1.4%
2	(2)No	1058	41.5%
7	(7)Don't know	0	
8	(8)Refuse to answer	1	0.0%
9	(9)missing	1	0.0%
<i>Warning: these figures indicate the number of cases found in the data file. They cannot be interpreted as summary statistics of the population of interest.</i>			
# m3s080000: 80.Did you become a member of this religious group through any ceremony?			
Information		[Type= discrete] [Format=numeric] [Range= 0-9] [Missing=*]	
Statistics [NW/ W]		[Valid=2551 /-] [Invalid=0 /-]	
Value	Label	Cases	Percentage
0	(0)Skip	1455	57.0%
1	(1)Yes	193	7.6%
2	(2)No	884	34.7%
3	(3)The group I participate in doesn't have this kind of acti	17	0.7%
7	(7)Don't know	0	
8	(8)Refuse to answer	1	0.0%
9	(9)missing	1	0.0%
<i>Warning: these figures indicate the number of cases found in the data file. They cannot be interpreted as summary statistics of the population of interest.</i>			
# m3s081000: 81.(Past week)How many cigarettes on average did you smoke a day?			
Information		[Type= discrete] [Format=numeric] [Range= 0-99] [Missing=*]	
Statistics [NW/ W]		[Valid=2551 /-] [Invalid=0 /-]	
Value	Label	Cases	Percentage
0	(0)Skip	0	
1	(01)Never smoke	1948	76.4%
2	(02)1 a day or less	55	2.2%
3	(03)2-5 a day	91	3.6%
4	(04)6-10 a day	111	4.4%
5	(05)11-15 a day	85	3.3%
6	(06)16-20 a day	126	4.9%
7	(07)21 or more	49	1.9%
8	(08)Quit smoking	84	3.3%
97	(97)Don't know	0	
98	(98)Refuse to answer	1	0.0%
99	(99)missing	1	0.0%

m3s081000: 81.(Past week)How many cigarettes on average did you smoke a day?

Warning: these figures indicate the number of cases found in the data file. They cannot be interpreted as summary statistics of the population of interest.

m3s081010: 81-1.Over the past week, how many days did you smoke?

Information [Type= discrete] [Format=numeric] [Range= 0-99] [Missing=*]

Statistics [NW/ W] [Valid=2551 /-] [Invalid=0 /-]

Value	Label	Cases	Percentage
0	(0)0 days or skip or not applicable	2041	80.0%
1		16	0.6%
2		18	0.7%
3		11	0.4%
4		10	0.4%
5		15	0.6%
6		13	0.5%
7		414	16.2%
98	(98)Refuse to answer	1	0.0%
99	(99)missing	12	0.5%

Warning: these figures indicate the number of cases found in the data file. They cannot be interpreted as summary statistics of the population of interest.

m3s082000: 82.(Past month)How many drinks on average did you drink a day?

Information [Type= discrete] [Format=numeric] [Range= 0-97] [Missing=*]

Statistics [NW/ W] [Valid=2551 /-] [Invalid=0 /-]

Value	Label	Cases	Percentage
0	(0)Skip	0	
1	(1)Never drink	1147	45.0%
2	(2)Not even 1 drink	444	17.4%
3	(3)1-4 drinks	730	28.6%
4	(4)5-11 drinks	161	6.3%
5	(5)12-19 drinks	35	1.4%
6	(6)20 or more	31	1.2%
8	(8)Refuse to answer	1	0.0%
9	(9)missing	2	0.1%
97	(7)Don't know	0	

Warning: these figures indicate the number of cases found in the data file. They cannot be interpreted as summary statistics of the population of interest.

m3s082010: 82-1.(Past month)How many days did you drink 5 or more drinks?

Information [Type= discrete] [Format=numeric] [Range= 0-99] [Missing=*]

Statistics [NW/ W] [Valid=2551 /-] [Invalid=0 /-]

Value	Label	Cases	Percentage
0	(0)Skip	1147	45.0%
1	(01)0 days	922	36.1%
2	(02)1-2 days	308	12.1%
3	(03)3-5 days	102	4.0%
4	(04)6-9days	30	1.2%
5	(05)10-19 days	22	0.9%
6	(06)20-29 days	5	0.2%
7	(07)The whole month	9	0.4%
97	(97)Don't know	0	

# m3s082010: 82-1.(Past month)How many days did you drink 5 or more drinks?			
Value	Label	Cases	Percentage
98	(98)Refuse to answer	1	0.0%
99	(99)missing	5	0.2%
<i>Warning: these figures indicate the number of cases found in the data file. They cannot be interpreted as summary statistics of the population of interest.</i>			
# m3s082020: 82-2.Do you need to drink because of work or business?			
Information	[Type= discrete] [Format=numeric] [Range= 0-9] [Missing=*]		
Statistics [NW/ W]	[Valid=2551 /-] [Invalid=0 /-]		
Value	Label	Cases	Percentage
0	(0)Skip	1147	45.0%
1	(1)Never need to	1029	40.3%
2	(2)A few times a year or less	273	10.7%
3	(3)Many times a month	68	2.7%
4	(4)Many times a week	16	0.6%
5	(5)Every day	9	0.4%
7	(7)Don't know	0	
8	(8)Refuse to answer	1	0.0%
9	(9)missing	8	0.3%
<i>Warning: these figures indicate the number of cases found in the data file. They cannot be interpreted as summary statistics of the population of interest.</i>			
# m3s083000: 83.Do you have tattoos on your body?			
Information	[Type= discrete] [Format=numeric] [Range= 0-9] [Missing=*]		
Statistics [NW/ W]	[Valid=2551 /-] [Invalid=0 /-]		
Value	Label	Cases	Percentage
0	(0)Skip	0	
1	(1)Yes	198	7.8%
2	(2)No	2351	92.2%
7	(7)Don't know	0	
8	(8)Refuse to answer	1	0.0%
9	(9)missing	1	0.0%
<i>Warning: these figures indicate the number of cases found in the data file. They cannot be interpreted as summary statistics of the population of interest.</i>			
# m3s08300a: 83.(1)Do you have tattoos on your body?Yes→got a tattoo at__years			
Information	[Type= continuous] [Format=numeric] [Range= 0-99] [Missing=*]		
Statistics [NW/ W]	[Valid=2551 /-] [Invalid=0 /-]		
Value	Label	Cases	Percentage
0	(0)Skip	2351	99.8%
97	(97)Don't know	3	0.1%
98	(98)Refuse to answer	1	0.0%
99	(99)missing	1	0.0%
<i>Warning: these figures indicate the number of cases found in the data file. They cannot be interpreted as summary statistics of the population of interest.</i>			
# m3s084000: 84.Do you work now?			
Information	[Type= discrete] [Format=numeric] [Range= 0-9] [Missing=*]		
Statistics [NW/ W]	[Valid=2551 /-] [Invalid=0 /-]		
Value	Label	Cases	Percentage
0	(0)Skip	0	

m3s084000: 84.Do you work now?

Value	Label	Cases	Percentage
1	(1)Yes (Including temporary or fixed work)	2318	90.9%
2	(2)Did before, but not now	222	8.7%
3	(3)Never had work	9	0.4%
7	(7)Don't know	0	
8	(8)Refuse to answer	1	0.0%
9	(9)missing	1	0.0%

Warning: these figures indicate the number of cases found in the data file. They cannot be interpreted as summary statistics of the population of interest.

# m3s084010: 84.(2)/(3)Do you work now?Did before, but not now/Never had work because			
Information		[Type= discrete] [Format=numeric] [Range= 0-99] [Missing=*]	
Statistics [NW/ W]		[Valid=2551 /-] [Invalid=0 /-]	
Value	Label	Cases	Percentage
0	(00)Skip or Not applicable	2318	90.9%
1	(01)Looking for work, haven't found one yet	58	2.3%
2	(02)Can't find a job, dont want to look anymore	5	0.2%
3	(03)Studying and preparing to apply for school	16	0.6%
4	(04)Got married	9	0.4%
5	(05)Parenting	80	3.1%
6	(06)Family economy is good, don't need to work	6	0.2%
7	(07)Need to take care of home	8	0.3%
8	(08)Poor health or injury	13	0.5%
9	(09)Don't want to work	1	0.0%
10	(10)Preparing for recruitment exam	7	0.3%
11	(11)Other	28	1.1%
98	(98)Refuse to answer	1	0.0%
99	(99)missing	1	0.0%
<i>Warning: these figures indicate the number of cases found in the data file. They cannot be interpreted as summary statistics of the population of interest.</i>			
# m3s085001: 85.When did you start this job?ROC__year			
Information		[Type= continuous] [Format=numeric] [Range= 0-999] [Missing=*]	
Statistics [NW/ W]		[Valid=2551 /-] [Invalid=0 /-]	
Value	Label	Cases	Percentage
0	(0)Skip	231	95.5%
997	(997)Don't know	7	2.9%
998	(998)Refuse to answer	3	1.2%
999	(9)missing	1	0.4%
<i>Warning: these figures indicate the number of cases found in the data file. They cannot be interpreted as summary statistics of the population of interest.</i>			
# m3s085002: 85.When did you start this job?__month			
Information		[Type= discrete] [Format=numeric] [Range= 0-99] [Missing=*]	
Statistics [NW/ W]		[Valid=2551 /-] [Invalid=0 /-]	
Value	Label	Cases	Percentage
0	(0)Skip	231	9.1%
1		116	4.5%
2		125	4.9%
3		209	8.2%
4		182	7.1%
5		188	7.4%
6		202	7.9%
7		253	9.9%
8		282	11.1%
9		257	10.1%
10		201	7.9%
11		142	5.6%
12		129	5.1%

m3s085002: 85.When did you start this job? ___ month

Value	Label	Cases	Percentage
97	(97)Don't know	26	1.0%
98	(98)Refuse to answer	3	0.1%
99	(99)missing	5	0.2%

Warning: these figures indicate the number of cases found in the data file. They cannot be interpreted as summary statistics of the population of interest.

m3s086000_urban: 86.Where is your current workplace?

Information	[Type= discrete] [Format=numeric] [Range= 0-99] [Missing=*]
Statistics [NW/ W]	[Valid=2320 /-] [Invalid=231 /-]

Value	Label	Cases	Percentage
0	0.Skip	0	
1	1.Metropolitan core	911	39.3%
2	2.Industrialized township	760	32.8%
3	3.Newly developed township	384	16.6%
4	4.Traditional industry borough	49	2.1%
5	5.Less developed Township	76	3.3%
6	6.Aging borough	14	0.6%
7	7.Remote borough	5	0.2%
8	8.Not enough information and Others	117	5.0%
97	97.Don't know	0	
98	98.Refuse to answer	3	0.1%
99	99.missing	1	0.0%
Sysmiss		231	

Warning: these figures indicate the number of cases found in the data file. They cannot be interpreted as summary statistics of the population of interest.

m3s087000: 87.What is the main product or service provided by the place you work?

Information	[Type= continuous] [Format=numeric] [Range= 0-999] [Missing=*]
Statistics [NW/ W]	[Valid=2551 /-] [Invalid=0 /-]

Value	Label	Cases	Percentage
0	0 Skip	231	9.1%
11	011 Growing of Crops	2	0.1%
12	012 Animal Husbandry	2	0.1%
13	013 Support Activities to Agricultural and Animal Husbandry	2	0.1%
20	020 Forestry	0	
31	031 Fishing	4	0.2%
32	032 Aquaculture	0	
50	050 Extraction of Crude Petroleum and Natural Gas	1	0.0%
60	060 Quarrying of Stone, Sand, Clay and Other Mining	1	0.0%
81	081 Processing and Preserving of Meat	2	0.1%
82	082 Processing and Preserving of Fish, Crustaceans and Mollu	1	0.0%
83	083 Processing and Preserving of Fruit and Vegetables	3	0.1%
84	084 Manufacture of Edible Vegetable and Animal Oils and Fats	0	
85	085 Manufacture of Dairy Products	0	
86	086 Grain Husking, Manufacture of Grain Mill Products, Starc	0	
87	087 Manufacture of Prepared Animal Feeds	2	0.1%
89	089 Manufacture of Other Food Products	18	0.7%
91	091 Manufacture of Alcoholic Beverages	2	0.1%

m3s087000: 87.What is the main product or service provided by the place you work?

Value	Label	Cases	Percentage
92	092 Manufacture of Non-alcoholic Beverages	0	
100	100 Manufacture of Tobacco Products	0	
111	111 Spinning of Yarn	0	
112	112 Weaving of Textiles	5	0.2%
113	113 Manufacture of Non-woven Fabrics	0	
114	114 Finishing of Textiles	0	
115	115 Manufacture of Textile Products	6	0.2%
121	121 Manufacture of Wearing Apparel	6	0.2%
123	123 Manufacture of Clothing Accessories	0	
130	130 Manufacture of Leather, Fur and Related Products	1	0.0%
140	140 Manufacture of Wood and of Products of Wood and Bamboo	4	0.2%
151	151 Manufacture of Pulp, Paper and Paperboard	2	0.1%
152	152 Manufacture of Containers of Paper and Paperboard	3	0.1%
159	159 Manufacture of Other Paper Products	2	0.1%
160	160 Printing and Reproduction of Recorded Media	14	0.5%
170	170 Manufacture of Petroleum and Coal Products	2	0.1%
181	181 Manufacture of Chemical Material	4	0.2%
183	183 Manufacture of Fertilizers and Nitrogen Compounds	0	
184	184 Manufacture of Plastic and Synthetic Rubber Materials	1	0.0%
185	185 Manufacture of Man-made Fibers	2	0.1%
191	191 Manufacture of Pesticides and Environmental Agents	2	0.1%
192	192 Manufacture of Coatings, Dyes and Pigments	3	0.1%
193	193 Manufacture of Cleaning Preparations and Cosmetics	5	0.2%
199	199 Manufacture of Other Chemical Products Not Elsewhere Cla	0	
200	200 Manufacture of Pharmaceuticals and Medicinal Chemical Pr	22	0.9%
210	210 Manufacture of Rubber Products	5	0.2%
220	220 Manufacture of Plastics Products	15	0.6%
231	231 Manufacture of Glass and Glass Products	4	0.2%
232	232 Manufacture of Refractory Products, Clay Building Materi	3	0.1%
233	233 Manufacture of Cement and Cement Products	8	0.3%
234	234 Cutting, Shaping and Finishing of Stone	1	0.0%
239	239 Manufacture of Other Non-metallic Mineral Products	1	0.0%
241	241 Manufacture of Basic Iron and Steel	9	0.4%
242	242 Manufacture of Aluminum	1	0.0%
243	243 Manufacture of Copper	1	0.0%
249	249 Manufacture of Other Basic Metals	1	0.0%
251	251 Manufacture of Cutlery, Metal Hand Tools and Die	3	0.1%
252	252 Manufacture of Metal Structure and Architectural Compone	5	0.2%
253	253 Manufacture of Metal Containers	2	0.1%
254	254 Metalworking Activities	10	0.4%
259	259 Manufacture of Other Fabricated Metal Products	8	0.3%
261	261 Manufacture of Semi-conductors	51	2.0%
262	262 Manufacture of Electronic Passive Devices	5	0.2%
263	263 Manufacture of Bare Printed Circuit Boards	16	0.6%
264	264 Manufacture of Optoelectronic Materials and Components	26	1.0%

m3s087000: 87.What is the main product or service provided by the place you work?

Value	Label	Cases	Percentage
269	269 Manufacture of Other Electronic Parts and Components	17	0.7%
271	271 Manufacture of Computers and Peripheral Equipment	61	2.4%
272	272 Manufacture of Communication Equipment	13	0.5%
273	273 Manufacture of Audio and Video Equipment	7	0.3%
274	274 Manufacture of Magnetic and Optical Media	0	
275	275 Manufacture of Measuring, Navigating, Control Equipment,	3	0.1%
276	276 Manufacture of Irradiation and Electromedical Equipment	1	0.0%
277	277 Manufacture of Optical Instruments and Equipment	5	0.2%
281	281 Manufacture of Power Generation, Transmission and Distri	3	0.1%
282	282 Manufacture of Batteries and Accumulators	2	0.1%
283	283 Manufacture of Wiring and Wiring Devices	5	0.2%
284	284 Manufacture of Lighting Equipment	3	0.1%
285	285 Manufacture of Domestic Appliances	11	0.4%
289	289 Manufacture of Other Electrical Equipment	7	0.3%
291	291 Manufacture of Metal-working Machinery	7	0.3%
292	292 Manufacture of Other Special-purpose Machinery	7	0.3%
293	293 Manufacture of General-purpose Machinery	18	0.7%
301	301 Manufacture of Motor Vehicles	4	0.2%
302	302 Manufacture of Bodies (Coachwork) for Motor Vehicles	0	
303	303 Manufacture of Parts for Motor Vehicles	6	0.2%
311	311 Manufacture of Ships, Boats and Floating Structures	3	0.1%
312	312 Manufacture of Motorcycles and Parts	3	0.1%
313	313 Manufacture of Bicycles and Parts	2	0.1%
319	319 Manufacture of Other Transport Equipment and Parts Not E	0	
321	321 Manufacture of Non-metallic Furniture	1	0.0%
322	322 Manufacture of Metallic Furniture	2	0.1%
331	331 Manufacture of Sports and Recreational Goods	7	0.3%
332	332 Manufacture of Medical Instruments and Supplies	11	0.4%
339	339 Manufacturing Not Elsewhere Classified	4	0.2%
340	340 Repair and Installation of Industrial Machinery and Equi	8	0.3%
351	351 Electricity Supply	9	0.4%
352	352 Gas Supply	0	
353	353 Steam Supply	0	
360	360 Water Supply	0	
370	370 Wastewater and Sewage Treatment	1	0.0%
381	381 Waste Collection	2	0.1%
382	382 Waste Treatment and Disposal	3	0.1%
383	383 Materials Recovery	2	0.1%
390	390 Remediation Activities and Other Waste Management Servic	0	
410	410 Construction of Buildings	31	1.2%
421	421 Construction of Roads and Railways	4	0.2%
422	422 Construction of Utility Projects	8	0.3%
429	429 Construction of Other Civil Engineering Projects	1	0.0%
431	431 Site Preparation, Foundation and Structure Construction	9	0.4%
432	432 Landscape Construction	1	0.0%

m3s087000: 87.What is the main product or service provided by the place you work?

Value	Label	Cases	Percentage
433	433 Electrical, Plumbing and Other Construction Installation	46	1.8%
434	434 Building Completion and Finishing	23	0.9%
439	439 Other Specialized Construction Activities	7	0.3%
451	451 Wholesale on a Fee or Contract Basis	11	0.4%
452	452 Wholesale of General Merchandise	6	0.2%
453	453 Wholesale of Agricultural Raw Materials and Live Animals	1	0.0%
454	454 Wholesale of Food, Beverages and Tobacco	22	0.9%
455	455 Wholesale of Textiles and Clothing	13	0.5%
456	456 Wholesale of Household Appliances and Goods	15	0.6%
457	457 Wholesale of Pharmaceutical and Medical Goods and Cosmet	9	0.4%
458	458 Wholesale of Cultural and Recreation Goods	5	0.2%
461	461 Wholesale of Construction Materials	9	0.4%
462	462 Wholesale of Chemical Materials and Chemical Products	4	0.2%
463	463 Wholesale of Fuel and Related Products	2	0.1%
464	464 Wholesale of Machinery and Equipment	43	1.7%
465	465 Wholesale of Motor Vehicles and Motorcycles and Related	9	0.4%
469	469 Other Specialized Wholesale	4	0.2%
471	471 Retail Sale in Non-specialized Stores	39	1.5%
472	472 Retail Sale of Food, Beverages and Tobacco in Specialize	20	0.8%
473	473 Retail Sale of Textiles and Clothing in Specialized Stor	21	0.8%
474	474 Retail Sale of Household Appliances and Goods in Special	21	0.8%
475	475 Retail Sale of Pharmaceutical and Medical Goods and Cosm	11	0.4%
476	476 Retail Sale of Cultural and Recreation Goods in Speciali	7	0.3%
481	481 Retail Sale of Construction Materials in Specialized Sto	5	0.2%
482	482 Retail Sale of Fuel and Related Products in Specialized	6	0.2%
483	483 Retail Sale of Information and Communications Equipment	25	1.0%
484	484 Retail Sale of Motor Vehicles, Motorcycles and Related P	14	0.5%
485	485 Other Retail Sale in Specialized Stores	5	0.2%
486	486 Retail Sale via Stalls	7	0.3%
487	487 Retail Trade Not in Stores or Stalls	28	1.1%
491	491 Transport via Railways	4	0.2%
492	492 Public Rapid Transit	7	0.3%
493	493 Bus Transportation	7	0.3%
494	494 Freight Truck Transport	7	0.3%
499	499 Other Land Transportation	0	
501	501 Ocean Transportation	3	0.1%
502	502 Inland and Lake Transportation	0	
510	510 Air Transport	10	0.4%
521	521 Customs Clearance Services	2	0.1%
522	522 Shipping Agency Services	0	
523	523 Freight Transportation Forwarding Services	13	0.5%
524	524 Service Activities Incidental to Land Transportation	3	0.1%
525	525 Service Activities Incidental to Water Transportation	0	
526	526 Service Activities Incidental to Air Transportation	2	0.1%
529	529 Other Transportation Support Activities	0	

m3s087000: 87.What is the main product or service provided by the place you work?

Value	Label	Cases	Percentage
530	530 Warehousing and Storage	1	0.0%
541	541 Postal Activities	1	0.0%
542	542 Courier Activities	5	0.2%
551	551 Short Term Accommodation Activities	34	1.3%
559	559 Other Accommodation	1	0.0%
561	561 Food Service Activities	105	4.1%
562	562 Event Catering and Other Food Service Activities	1	0.0%
563	563 Beverage Serving Activities	16	0.6%
581	581 Publishing of Books, Periodicals and Other Publishing Ac	18	0.7%
582	582 Software Publishing	6	0.2%
591	591 Motion Picture, Video and Television Programme Activitie	11	0.4%
592	592 Sound Recording and Music Publishing Activities	3	0.1%
601	601 Radio Broadcasting	2	0.1%
602	602 Television Broadcasting and Subscription Programming	11	0.4%
610	610 Telecommunications	19	0.7%
620	620 Computer Programming, Consultancy and Related Activities	59	2.3%
631	631 Data Processing, Hosting and Related Activities, Web Por	28	1.1%
639	639 Other Information Service Activities	4	0.2%
641	641 Monetary Intermediation	50	2.0%
642	642 Activities of Holding Companies	1	0.0%
643	643 Trusts, Funds and Similar Financial Entities	1	0.0%
649	649 Other Financial Service Activities	6	0.2%
651	651 Insurance of the Person	45	1.8%
652	652 Non-life Insurance	4	0.2%
653	653 Reinsurance	0	
654	654 Pension Funding	0	
655	655 Activities Auxiliary to Insurance	4	0.2%
661	661 Securities	17	0.7%
662	662 Commodity Contracts	0	
664	664 Fund Management Activities	2	0.1%
669	669 Other Activities Auxiliary to Financial Service Activiti	7	0.3%
670	670 Real Estate Development Activities	3	0.1%
681	681 Real Estate Operation Activities	20	0.8%
689	689 Other Real Estate Activities	4	0.2%
691	691 Legal Activities	6	0.2%
692	692 Accounting, Bookkeeping and Auditing Activities; Tax Con	17	0.7%
701	701 Activities of Head Offices	3	0.1%
702	702 Management Consultancy Activities	10	0.4%
711	711 Architecture and Engineering Activities and Related Tech	20	0.8%
712	712 Technical Testing and Analysis	12	0.5%
721	721 Research and Experimental Development on Natural Science	6	0.2%
722	722 Research and Experimental Development on Social Sciences	1	0.0%
723	723 Miscellaneous Scientific Research and Development	1	0.0%
731	731 Advertising	15	0.6%
732	732 Market Research and Public Opinion Polling	2	0.1%

m3s087000: 87.What is the main product or service provided by the place you work?

Value	Label	Cases	Percentage
740	740 Specialized Design Activities	29	1.1%
750	750 Veterinary Activities	2	0.1%
760	760 Other Professional, Scientific and Technical Activities	10	0.4%
771	771 Renting and Leasing of Machinery and Equipment	3	0.1%
772	772 Renting and Leasing of Transport Equipment	0	
773	773 Renting and Leasing of Personal and Household Goods	0	
774	774 Leasing of Intellectual Property and Similar Products, E	0	
781	781 Activities of Employment Placement Agencies	6	0.2%
782	782 Human Resources Provision Activities	2	0.1%
790	790 Travel agency, Tour Operator, Reservation Service and Re	12	0.5%
800	800 Security and Investigation Activities	8	0.3%
811	811 Combined Facilities Support Activities	1	0.0%
812	812 Cleaning Activities	6	0.2%
813	813 Landscape Care and Maintenance Service Activities	1	0.0%
820	820 Office Administrative and Support Activities	2	0.1%
831	831 Public Administration	94	3.7%
832	832 Defence Activities	25	1.0%
833	833 Compulsory Social Security Activities	6	0.2%
840	840 Activities of Extraterritorial Organizations and Bodies	0	
851	851 Pre-primary Education	13	0.5%
852	852 Primary Education	31	1.2%
853	853 Junior High Education	17	0.7%
854	854 Senior Secondary Education	18	0.7%
855	855 Higher Education	35	1.4%
856	856 Special Education	0	
858	858 Educational Support Activities	2	0.1%
859	859 Other Education	45	1.8%
861	861 Hospital Activities	74	2.9%
862	862 Clinic Activities	32	1.3%
869	869 Other Human Health Activities	8	0.3%
870	870 Residential Care Activities	8	0.3%
880	880 Social Work Activities without Accommodation	7	0.3%
901	901 Artistic Creation	3	0.1%
902	902 Performing Arts	4	0.2%
903	903 Support Activities to Creative and Performing Arts	2	0.1%
910	910 Libraries, Archives, Museums and Other Cultural Activiti	4	0.2%
920	920 Gambling and Betting Activities	4	0.2%
931	931 Sports Activities	5	0.2%
932	932 Amusement and Recreation Activities	21	0.8%
941	941 Activities of Religious Organizations	8	0.3%
942	942 Activities of Business, Employers, Professional Membersh	5	0.2%
949	949 Activities of Other Membership Organizations	11	0.4%
951	951 Maintenance and Repair of Motor Vehicles and Motor Vehic	12	0.5%
952	952 Repair of Computers, Communication Equipment and Electro	6	0.2%
959	959 Maintenance and Repair of Other Personal and Household G	8	0.3%

m3s087000: 87.What is the main product or service provided by the place you work?

Value	Label	Cases	Percentage
961	961 Washing and (Dry-) Cleaning of Textile and Fur Products	1	0.0%
962	962 Beauty Treatment	32	1.3%
963	963 Funeral and Related Activities	5	0.2%
964	964 Activities of Households as Employers of Domestic Person	1	0.0%
969	969 Other Personal Service Activities Not Elsewhere Classifi	12	0.5%
994	994 irregular	0	
995	995 Overseas	0	
997	997 Don't know	0	
998	998 Refuse to answer	8	0.3%
999	999 Missing	2	0.1%

Warning: these figures indicate the number of cases found in the data file. They cannot be interpreted as summary statistics of the population of interest.

m3s088000: 88.What do you do in the workplace and what is your job position?

Information [Type= continuous] [Format=numeric] [Range= 0-9999] [Missing=*]

Statistics [NW/ W] [Valid=2551 /-] [Invalid=0 /-]

Value	Label	Cases	Percentage
0	0 Skip	231	9.1%
100	0100 Armed Forces Occupations	25	1.0%
1000	1000 Legislators, Senior Officials and Managers	0	
1100	1100 Legislators, Senior Officials and Chief Executives	0	
1110	1110 Legislators and Senior Officials	0	
1111	1111 Legislators	0	
1112	1112 Senior Government Officials	0	
1113	1113 Senior Officials of Special-Interest Organizations	1	0.0%
1120	1120 Managing Directors and Chief Executives	8	0.3%
1200	1200 Administrative and Commercial Managers	0	
1210	1210 Business Services and Administration Managers	0	
1211	1211 Finance Managers	3	0.1%
1212	1212 Human Resource Managers	2	0.1%
1219	1219 Other Business Services and Administration Managers	4	0.2%
1220	1220 Sales, Marketing and Development Managers	0	
1221	1221 Sales and Marketing Managers	24	0.9%
1222	1222 Advertising and Public Relations Managers	4	0.2%
1223	1223 Research and Development Managers	6	0.2%
1300	1300 Production and Specialized Services Managers	0	
1310	1310 Production Managers in Agriculture, Forestry and Fisher	0	
1320	1320 Mining, Manufacturing, Construction, and Distribution M	0	
1321	1321 Mining Managers	0	
1322	1322 Manufacturing Managers	9	0.4%
1323	1323 Construction Managers	2	0.1%
1324	1324 Supply, Distribution and Storage Managers	1	0.0%
1330	1330 Information and Communications Technology Service Manag	1	0.0%
1340	1340 Professional Services Managers	0	
1341	1341 Health Service Managers	2	0.1%
1342	1342 Aged Care Service Managers	0	

m3s088000: 88.What do you do in the workplace and what is your job position?

Value	Label	Cases	Percentage
1343	1343 Social Welfare Managers	0	
1344	1344 Education Managers	1	0.0%
1345	1345 Financial and Insurance Services Branch Managers	1	0.0%
1349	1349 Other Professional Services Managers	2	0.1%
1400	1400 Hospitality, Retail and Other Establishments Services M	0	
1410	1410 Hotel and Restaurant Managers	0	
1411	1411 Hotel Managers	2	0.1%
1412	1412 Restaurant Managers	9	0.4%
1420	1420 Wholesale and Retail Trade Managers	16	0.6%
1490	1490 Other Establishment Services Managers	0	
1491	1491 Sports, Recreation and Cultural Center Managers	2	0.1%
1499	1499 Establishment Services Managers Not Elsewhere Classifie	0	
2000	2000 Professionals	0	
2100	2100 Science and Engineering Professionals	0	
2110	2110 Physical, Chemical and Earth Science Professionals	0	
2111	2111 Physicists and Astronomers	1	0.0%
2112	2112 Meteorologists	1	0.0%
2113	2113 Chemists	1	0.0%
2114	2114 Geologists and Geophysicists	1	0.0%
2120	2120 Mathematicians, Actuaries and Statisticians	3	0.1%
2130	2130 Life Science Professionals	0	
2131	2131 Biologists, Botanists, Zoologists and Related Professio	7	0.3%
2132	2132 Agriculture, Forestry and Fishery Professionals	4	0.2%
2133	2133 Environmental Protection Professionals	0	
2140	2140 Engineering Professionals (Excluding Electrotechnology)	0	
2141	2141 Industrial and Production Engineers	19	0.7%
2142	2142 Civil Engineers	3	0.1%
2143	2143 Environmental Engineers	2	0.1%
2144	2144 Mechanical Engineers	9	0.4%
2145	2145 Chemical Engineers	1	0.0%
2146	2146 Mining Engineers, Metallurgists and Related Professiona	0	
2149	2149 Other Engineering Professionals	6	0.2%
2150	2150 Electrotechnology Engineers	0	
2151	2151 Electrical Engineers	20	0.8%
2152	2152 Electronics Engineers	56	2.2%
2153	2153 Telecommunications Engineers	4	0.2%
2160	2160 Architects, Planners and Surveyors	0	
2161	2161 Building Architects	2	0.1%
2162	2162 Town and Traffic Planners	1	0.0%
2163	2163 Surveyors and Cartographers	7	0.3%
2170	2170 Designers	0	
2171	2171 Interior Architects	16	0.6%
2172	2172 Graphic and Multimedia Designers	14	0.5%
2173	2173 Product and Garment Designers	5	0.2%
2200	2200 Health Professionals	0	

m3s088000: 88.What do you do in the workplace and what is your job position?

Value	Label	Cases	Percentage
2210	2210 Medical Doctors	6	0.2%
2220	2220 Nursing and Midwifery Professionals	41	1.6%
2230	2230 Dentists	3	0.1%
2240	2240 Doctors of Chinese Medicine	0	
2250	2250 Veterinarians	0	
2260	2260 Pharmacists	7	0.3%
2290	2290 Other Health Professionals	0	
2291	2291 Environmental and Occupational Health and Hygiene Profe	5	0.2%
2292	2292 Physiotherapists	3	0.1%
2293	2293 Dieticians and Nutritionists	1	0.0%
2294	2294 Audiologists and Speech Therapists	1	0.0%
2295	2295 Occupational Therapists	6	0.2%
2299	2299 Health Professionals Not Elsewhere Classified	3	0.1%
2300	2300 Teaching Professionals	0	
2310	2310 Higher Education Teachers	8	0.3%
2320	2320 Secondary Education Teachers	23	0.9%
2330	2330 Primary School and Early Childhood Teachers	0	
2331	2331 Primary School Teachers	22	0.9%
2332	2332 Early Childhood Educators	13	0.5%
2340	2340 Special Education Teachers	3	0.1%
2390	2390 Other Teaching Professionals	0	
2391	2391 Language Teachers(Excluding School Teachers)	11	0.4%
2392	2392 Music Teachers(Excluding School Teachers)	8	0.3%
2393	2393 Arts Teachers(Excluding School Teachers)	3	0.1%
2394	2394 Information Technology Trainers	1	0.0%
2395	2395 Cram School Teachers for Schoolwork and Employment Elig	10	0.4%
2399	2399 Teaching Professionals Not Elsewhere Classified	12	0.5%
2400	2400 Business and Administration Professionals	0	
2410	2410 Finance Professionals	0	
2411	2411 Accounting Professionals	12	0.5%
2412	2412 Financial and Investment Advisers	9	0.4%
2420	2420 Administration Professionals	0	
2421	2421 Organization and Policy Administration Professionals	11	0.4%
2422	2422 Personnel, Training and Staff Development Professionals	7	0.3%
2430	2430 Marketing, Public Relations and Technical Sales Profess	0	
2431	2431 Advertising and Marketing Professionals	38	1.5%
2432	2432 Public Relations Professionals	3	0.1%
2433	2433 Information and Communications Technology Sales Profess	3	0.1%
2434	2434 Medical and Other Technical Sales Professionals	3	0.1%
2500	2500 Information and Communications Technology Professionals	0	
2510	2510 Software and Applications Developers and Analysts	0	
2511	2511 Systems Analysts and Designers	7	0.3%
2512	2512 Software Developers and Programmers	81	3.2%
2513	2513 Web and Multimedia Developers	7	0.3%
2519	2519 Other Software and Applications Developers and Analysts	7	0.3%

m3s088000: 88.What do you do in the workplace and what is your job position?

Value	Label	Cases	Percentage
2520	2520 Database and Network Professionals	0	
2521	2521 Database Designers and Administrators	7	0.3%
2522	2522 Systems Administrators	8	0.3%
2523	2523 Computer Network Professionals	7	0.3%
2529	2529 Other Database and Network Professionals	2	0.1%
2600	2600 Legal, Social and Cultural Professionals	0	
2610	2610 Legal Professionals	0	
2611	2611 Lawyers and Public Advocates	4	0.2%
2612	2612 Judges	2	0.1%
2613	2613 Public Prosecutors	0	
2619	2619 Other Legal Professionals	6	0.2%
2620	2620 Archivists, Curators and Librarians	0	
2621	2621 Archivists and Curators	0	
2622	2622 Librarians and Related Information Professionals	0	
2630	2630 Social and Religious Professionals	0	
2631	2631 Economists	1	0.0%
2632	2632 Sociologists, Anthropologists and Related Professionals	0	
2633	2633 Philosophers, Historians and Political Scientists	1	0.0%
2634	2634 Psychologists	0	
2635	2635 Social Work Professionals	13	0.5%
2636	2636 Religious Professionals	1	0.0%
2640	2640 Authors, Journalists and Linguists	0	
2641	2641 Authors and Related Writers	4	0.2%
2642	2642 Journalists	7	0.3%
2643	2643 Linguists, Translators and Interpreters	3	0.1%
2650	2650 Creative and Performing Artists	0	
2651	2651 Visual Artists	1	0.0%
2652	2652 Musicians, Singers and Composers	4	0.2%
2653	2653 Dancers and Choreographers	1	0.0%
2654	2654 Film, Stage and Related Directors and Producers	7	0.3%
2655	2655 Actors	1	0.0%
2656	2656 Announcers On Radio, Television and Other Media	0	
2659	2659 Other Creative and Performing Artists	0	
3000	3000 Technicians and Associate Professionals	0	
3100	3100 Science and Engineering Associate Professionals	0	
3110	3110 Physical, Chemical and Engineering Science Technicians	0	
3111	3111 Physical and Chemical Science Technicians	4	0.2%
3112	3112 Civil Engineering Technicians	7	0.3%
3113	3113 Electrical Engineering Technicians	6	0.2%
3114	3114 Electronics Engineering Technicians	10	0.4%
3115	3115 Mechanical Engineering Technicians	2	0.1%
3116	3116 Chemical Engineering Technicians	1	0.0%
3117	3117 Industrial and Production Technicians	5	0.2%
3118	3118 Draughtspersons	8	0.3%
3119	3119 Other Engineering Science Technicians	4	0.2%

m3s088000: 88.What do you do in the workplace and what is your job position?

Value	Label	Cases	Percentage
3120	3120 Mining, Manufacturing and Construction Supervisors	0	
3121	3121 Mining Supervisors	0	
3122	3122 Manufacturing Supervisors	12	0.5%
3123	3123 Construction Supervisors	16	0.6%
3130	3130 Process Control Technicians	0	
3131	3131 Power Production Plant Operators	2	0.1%
3132	3132 Incinerator ,Water Treatment and Related Plant Operator	2	0.1%
3133	3133 Chemical Processing Plant Controllers	1	0.0%
3134	3134 Petroleum and Natural Gas Refining Plant Operators	0	
3135	3135 Metal Production Process Controllers	3	0.1%
3139	3139 Other Process Control Technicians	3	0.1%
3140	3140 Life Science Technicians and Related Associate Professi	0	
3141	3141 Life Science Technicians	4	0.2%
3142	3142 Agricultural, Forestry and Fishery Technicians and Popu	1	0.0%
3150	3150 Ship and Aircraft Controllers and Related Technicians	0	
3151	3151 Ships' Engineers	2	0.1%
3152	3152 Ships' Deck Officers and Pilots	0	
3153	3153 Aircraft Pilots and Related Associate Professionals	1	0.0%
3154	3154 Air Traffic Controllers	0	
3155	3155 Air Traffic Safety Electronics Technicians	0	
3200	3200 Health Associate Professionals	0	
3210	3210 Medical and Pharmaceutical Technicians	0	
3211	3211 Medical Imaging and Therapeutic Equipment Technicians	5	0.2%
3212	3212 Medical and Pathology Laboratory Technicians	6	0.2%
3213	3213 Pharmaceutical Technicians and Assistants	6	0.2%
3214	3214 Medical and Dental Prosthetic Technicians	1	0.0%
3220	3220 Nursing Associate Professionals	7	0.3%
3230	3230 Traditional Medicine Technicians	0	
3240	3240 Veterinary Associate Professionals	2	0.1%
3290	3290 Other Health Associate Professionals	0	
3291	3291 Dental Assistants and Therapists	4	0.2%
3292	3292 Medical Records and Health Information Technicians	0	
3293	3293 Dispensing Opticians	1	0.0%
3294	3294 Physiotherapy Technicians and Assistants	1	0.0%
3295	3295 Environmental and Occupational Health Technicians	7	0.3%
3296	3296 Ambulance Workers	0	
3299	3299 Health Associate Professionals Not Elsewhere Classified	3	0.1%
3300	3300 Business and Administration Associate Professionals	0	
3310	3310 Financial and Mathematical Associate Professionals	0	
3311	3311 Securities and Finance Dealers and Brokers	13	0.5%
3312	3312 Credit and Loans Officers	11	0.4%
3313	3313 Accounting Associate Professionals	12	0.5%
3314	3314 Statistical, Mathematical and Actuarial Associate Profe	4	0.2%
3315	3315 Valuers and Loss Assessors	2	0.1%
3320	3320 Sales and Purchasing Agents and Brokers	0	

m3s088000: 88.What do you do in the workplace and what is your job position?

Value	Label	Cases	Percentage
3321	3321 Insurance Representatives	36	1.4%
3322	3322 Commercial Sales Representatives	124	4.9%
3323	3323 Buyers	25	1.0%
3324	3324 Trade Brokers	2	0.1%
3330	3330 Business Services Agents	0	
3331	3331 Clearing and Forwarding Agents	4	0.2%
3332	3332 Conference and Event Planners	12	0.5%
3333	3333 Employment Agents and Contractors	1	0.0%
3334	3334 Real Estate Agents and Property Managers	14	0.5%
3339	3339 Other Business Services Agents	3	0.1%
3340	3340 Office Supervisors and Specialized Secretaries	0	
3341	3341 Office Supervisors	11	0.4%
3342	3342 Specialized Secretaries	12	0.5%
3350	3350 Regulatory Government Associate Professionals	0	
3351	3351 Customs and Border Inspectors	1	0.0%
3352	3352 Government Tax and Excise Officials	5	0.2%
3353	3353 Government Social Benefits Officials	0	
3354	3354 Government Licensing Officials	1	0.0%
3355	3355 Police Inspectors	6	0.2%
3359	3359 Other Government Regulatory Associate Professionals	10	0.4%
3400	3400 Legal, Social, Cultural and Related Associate Professio	0	
3410	3410 Legal, Social and Religious Associate Professionals	0	
3411	3411 Legal and Related Associate Professionals	10	0.4%
3412	3412 Social Work Associate Professionals	4	0.2%
3413	3413 Religious Associate Professionals	3	0.1%
3420	3420 Sports and Fitness Workers	0	
3421	3421 Athletes and Sports Players	0	
3422	3422 Sports, Fitness and Recreation Instructors	7	0.3%
3430	3430 Artistic, Cultural and Culinary Associate Professionals	0	
3431	3431 Photographers	5	0.2%
3432	3432 Gallery, Library and Museum Associate Professionals	1	0.0%
3433	3433 Chefs	1	0.0%
3439	3439 Other Artistic and Cultural Associate Professionals	2	0.1%
3500	3500 Information and Communications Technicians	0	
3510	3510 Information and Communications Technology Technicians	0	
3511	3511 Information and Communications Technology Operations Te	3	0.1%
3512	3512 Information and Communications Technology User Support	4	0.2%
3513	3513 Computer Network and Systems Technicians	6	0.2%
3514	3514 Web Technicians	2	0.1%
3520	3520 Telecommunications and Broadcasting Technicians	0	
3521	3521 Broadcasting and Audio-Visual Technicians	6	0.2%
3522	3522 Telecommunications Engineering Technicians	1	0.0%
4000	4000 Clerical Support Workers	0	
4100	4100 General And Keyboard Clerks	0	
4110	4110 General Office Clerks	138	5.4%

m3s088000: 88.What do you do in the workplace and what is your job position?

Value	Label	Cases	Percentage
4120	4120 Clerical Secretaries	18	0.7%
4130	4130 Keyboard Operator and Related Clerks	11	0.4%
4200	4200 Customer Services Clerks	0	
4210	4210 Tellers, Debt-Collectors and Related Clerks	0	
4211	4211 Bank Tellers and Related Clerks	15	0.6%
4212	4212 Bookmakers, Croupiers and Related Gaming Workers	1	0.0%
4213	4213 Pawnbrokers and Money-Lenders	0	
4214	4214 Debt-Collectors and Related Workers	0	
4220	4220 Client Information Workers	0	
4221	4221 Travel Consultants and Clerks	7	0.3%
4222	4222 Receptionists and Information Counter Clerks	17	0.7%
4223	4223 Telephone Switchboard Operators	0	
4224	4224 Contact Center Information Clerks	23	0.9%
4225	4225 Survey And Market Research Interviewers	3	0.1%
4229	4229 Other Client Information Workers	3	0.1%
4300	4300 Accounting, Production, Transport and Related Clerks	0	
4310	4310 Accounting, Statistical and Related Clerks	0	
4311	4311 Accounting and Bookkeeping Clerks	52	2.0%
4312	4312 Statistical, Finance and Insurance Clerks	4	0.2%
4320	4320 Production, Transport and Related Clerks	0	
4321	4321 Stock Clerks	30	1.2%
4322	4322 Production Clerks	23	0.9%
4323	4323 Transport Clerks	7	0.3%
4900	4900 Other Clerical Support Workers	0	
4910	4910 Personnel Clerks	11	0.4%
4990	4990 Clerical Support Workers Not Elsewhere Classified	0	
4991	4991 Library Clerks	2	0.1%
4992	4992 Mail Sorting Clerks and Carriers	3	0.1%
4993	4993 Coding, Proof-Reading and Related Clerks	1	0.0%
4994	4994 Filing and Copying Clerks	0	
4995	4995 Education and Related Clerks	6	0.2%
4999	4999 Other Clerical Support Workers Not Elsewhere Classified	5	0.2%
5000	5000 Service and Sales Workers	0	
5100	5100 Personal Service Workers	0	
5110	5110 Travel Attendants and Related Workers	0	
5111	5111 Flight Attendants and Ship Stewards	8	0.3%
5112	5112 Transport Conductors	0	
5113	5113 Travel Guides	2	0.1%
5120	5120 Cooks	38	1.5%
5130	5130 Food Service Workers	0	
5131	5131 Bartenders	17	0.7%
5139	5139 Other Food Service Workers	35	1.4%
5140	5140 Hairdressers, Beauticians, Modeling Designers and Relat	33	1.3%
5150	5150 Building and Housekeeping Supervisors	0	
5151	5151 Building Caretakers	2	0.1%

m3s088000: 88.What do you do in the workplace and what is your job position?

Value	Label	Cases	Percentage
5152	5152 Domestic Housekeepers	3	0.1%
5159	5159 Other Establishment Housekeepers	1	0.0%
5190	5190 Other Personal Service Workers	0	
5191	5191 Astrologers, Fortune-Tellers and Related Workers	1	0.0%
5192	5192 Undertakers and Related Workers	0	
5193	5193 Pet Groomers and Animal Care Workers	4	0.2%
5194	5194 Driving Instructors	0	
5199	5199 Personal Service Workers Not Elsewhere Classified	8	0.3%
5200	5200 Sales Workers and Demonstrators	0	
5210	5210 Street and Market Salespersons	0	
5211	5211 Stall and Market Salespersons	12	0.5%
5212	5212 Street Food Salespersons	3	0.1%
5220	5220 Shop Salespersons	81	3.2%
5230	5230 Cashiers and Ticket Clerks	6	0.2%
5290	5290 Other Sales Workers and Demonstrators	0	
5291	5291 Fashion and Other Models	1	0.0%
5292	5292 Sales Demonstrators	2	0.1%
5293	5293 Door to Door Salespersons	3	0.1%
5294	5294 Contact Center Salespersons	16	0.6%
5295	5295 Service Station Attendants	2	0.1%
5296	5296 Food Service Counter Attendants	5	0.2%
5299	5299 Sales Workers Not Elsewhere Classified	1	0.0%
5300	5300 Personal Care Workers	0	
5310	5310 Child Care Workers	3	0.1%
5320	5320 Personal Care Workers in Health Services	2	0.1%
5400	5400 Protective Services Workers	0	
5401	5401 Firefighters	4	0.2%
5402	5402 Police Officers	15	0.6%
5403	5403 Bailiff and Correctional Officers	3	0.1%
5404	5404 Security Guards	3	0.1%
5409	5409 Other Protective Services Workers	0	
6000	6000 Skilled Agricultural, Forestry and Fishery Workers	0	
6010	6010 Agronomic and Garden Crop Growers	0	
6020	6020 Animal Producers	0	
6021	6021 Livestock Producers	0	
6022	6022 Poultry Producers	0	
6023	6023 Apiarists and Seri culturists	0	
6029	6029 Other Animal Producers	1	0.0%
6030	6030 Mixed Crop and Animal Producers	0	
6040	6040 Forestry and Related Workers	0	
6050	6050 Fishery Workers	0	
6051	6051 Aquaculture Workers	0	
6052	6052 Inland and Coastal Waters Fishery Workers	1	0.0%
6053	6053 Deep-Sea Fishery Workers	3	0.1%
7000	7000 Craft and Related Trades Workers	0	

m3s088000: 88.What do you do in the workplace and what is your job position?

Value	Label	Cases	Percentage
7100	7100 Building and Related Trades Workers	0	
7110	7110 Building Frame and Related Trades Workers	0	
7111	7111 Bricklayers and Related Workers	0	
7112	7112 Stonemasons, Stone Cutters and Carvers	0	
7113	7113 Concrete Placers and Related Workers	1	0.0%
7114	7114 Carpenters and Joiners	16	0.6%
7119	7119 Other Building Frame and Related Trades Workers	8	0.3%
7120	7120 Building Finishers and Related Trades Workers	0	
7121	7121 Roofers	0	
7122	7122 Floor and Wall Layers, Tile Setters	2	0.1%
7123	7123 Plasterers	8	0.3%
7124	7124 Insulation Workers	0	
7125	7125 Glaziers	0	
7126	7126 Plumbers and Pipe Fitters	4	0.2%
7127	7127 Air Conditioning and Refrigeration Mechanics	9	0.4%
7130	7130 Painters, Building Structure Cleaners and Related Trade	0	
7131	7131 Painters, Spray Painters, Varnishers and Related Worker	3	0.1%
7132	7132 Building Structure Cleaners	0	
7200	7200 Metal, Machinery and Related Trades Workers	0	
7210	7210 Metal Moulders, Welders, Sheet-Metal Workers and Relate	0	
7211	7211 Metal Moulders and Coremakers	1	0.0%
7212	7212 Welders and Flame Cutters	7	0.3%
7213	7213 Sheet-Metal Workers	0	
7214	7214 Structural-Metal Preparers and Erectors	4	0.2%
7215	7215 Riggers and Cable Splicers	0	
7220	7220 Blacksmiths, Toolmakers and Related Trades Workers	0	
7221	7221 Blacksmiths, Hammersmiths and Forging Press Workers	1	0.0%
7222	7222 Toolmakers and Related Workers	2	0.1%
7223	7223 Metal Working Machine Tool Setters and Operators	5	0.2%
7224	7224 Metal Polishers and Tool Sharpeners	0	
7230	7230 Machinery Mechanics and Repairers	0	
7231	7231 Motor Vehicle Mechanics and Repairers	20	0.8%
7232	7232 Aircraft Engine Mechanics and Repairers	1	0.0%
7233	7233 Industrial Machinery Mechanics and Repairers	13	0.5%
7234	7234 Bicycle and Related Repairers	0	
7300	7300 Handicraft and Printing Workers	0	
7310	7310 Handicraft Workers	0	
7311	7311 Precision-Instrument Makers and Repairers	4	0.2%
7312	7312 Musical Instrument Makers and Tuners	1	0.0%
7313	7313 Jewellery and Precious-metal Workers	1	0.0%
7314	7314 Potters and Related Workers	1	0.0%
7315	7315 Glass Makers, Cutters, Grinders and Finishers	1	0.0%
7316	7316 Sign Writers, Decorative Painters, Engravers and Etcher	1	0.0%
7317	7317 Handicraft Workers in Wood, Bamboo, Rattan and Related	2	0.1%
7318	7318 Handicraft Workers in Textile, Leather and Related Mate	0	

m3s088000: 88.What do you do in the workplace and what is your job position?

Value	Label	Cases	Percentage
7319	7319 Other Handicraft Workers	2	0.1%
7320	7320 Printing Trades Workers	0	
7321	7321 Pre-Press Technicians	2	0.1%
7322	7322 Printers	1	0.0%
7323	7323 Print Binding and Related Workers	1	0.0%
7400	7400 Electrical and Electronic Trades Workers	0	
7410	7410 Electrical Equipment Installers and Repairers	0	
7411	7411 Building and Related Electricians	10	0.4%
7412	7412 Electrical Mechanics and Fitters	11	0.4%
7413	7413 Electrical Line Installers and Repairers	3	0.1%
7420	7420 Electronic Equipment Installers and Repairers	0	
7421	7421 Information and Communications Technology Installers an	10	0.4%
7429	7429 Other Electronic Equipment Installers and Repairers	10	0.4%
7900	7900 Other Craft and Related Trades Workers	0	
7910	7910 Food Processing and Related Trades Workers	0	
7911	7911 Butchers, Fishmongers and Related Food Preparers	2	0.1%
7912	7912 Bakers, Pastry-cooks and Confectionery Makers	8	0.3%
7913	7913 Dairy-Products Makers	0	
7914	7914 Fruit, Vegetable and Related Preservers	2	0.1%
7915	7915 Food and Beverage Tasters and Graders	2	0.1%
7919	7919 Other Food Processing and Related Trades Workers	4	0.2%
7920	7920 Wood Treaters, Cabinet-makers and Related Trades Worker	0	
7921	7921 Wood Dryer Tenders and Preservers	0	
7922	7922 Cabinet-makers and Related Workers	3	0.1%
7923	7923 Woodworking-Machine Tool Setters and Operators	0	
7930	7930 Garment and Related Trades Workers	0	
7931	7931 Tailors, Dressmakers, Furriers and Hatters	1	0.0%
7932	7932 Garment and Related Patternmakers and Cutters	0	
7933	7933 Sewers, Embroiderers and Related Workers	1	0.0%
7934	7934 Pelt Dressers, Tanners and Fellmongers	0	
7935	7935 Shoemakers and Related Workers	0	
7990	7990 Craft and Related Workers Not Elsewhere Classified	0	
7991	7991 Underwater Divers	0	
7992	7992 Shotfirers and Blasters	0	
7993	7993 Product Graders and Testers (Except Foods and Beverages	17	0.7%
7994	7994 Fumigators and Other Pest and Weed Controllers	0	
7999	7999 Other Craft and Related Workers Not Elsewhere Classifie	0	
8000	8000 Plant and Machine Operators, and Assemblers	0	
8100	8100 Stationary Plant and Machine Operators	0	
8110	8110 Mining and Mineral Processing Plant Operators	0	
8111	8111 Miners and Quarriers	0	
8112	8112 Mineral and Stone Processing Plant Operators	1	0.0%
8113	8113 Well Drillers and Related Workers	0	
8114	8114 Cement, Stone and Other Mineral Products Machine Operat	1	0.0%
8120	8120 Metal Processing and Finishing Plant Operators	0	

m3s088000: 88.What do you do in the workplace and what is your job position?

Value	Label	Cases	Percentage
8121	8121 Metal Processing Plant Operators	7	0.3%
8122	8122 Metal Plating and Coating Machine Operators	1	0.0%
8130	8130 Chemical and Photographic Products Plant and Machine Op	0	
8131	8131 Pharmaceutical and Toiletry Products Machine Operators	1	0.0%
8132	8132 Photographic Products Machine Operators	0	
8139	8139 Other Chemical Products Plant and Machine Operators	2	0.1%
8140	8140 Rubber, Plastic and Paper Products Machine Operators	0	
8141	8141 Rubber Products Machine Operators	3	0.1%
8142	8142 Plastic Products Machine Operators	3	0.1%
8143	8143 Paper Products Machine Operators	2	0.1%
8150	8150 Textile, Fur and Leather Products Machine Operators	0	
8151	8151 Fibre Preparing, Spinning and Winding Machine Operators	0	
8152	8152 Weaving and Knitting Machine Operators	0	
8153	8153 Sewing Machine Operators	1	0.0%
8154	8154 Fabric Bleaching, Dyeing and Cleaning Machine Operators	0	
8155	8155 Fur and Leather Preparing Machine Operators	0	
8156	8156 Shoemaking and Related Machine Operators	0	
8157	8157 Laundry Machine Operators	0	
8159	8159 Other Textile, Fur and Leather Products Machine Operato	0	
8160	8160 Food and Related Products Machine Operators	2	0.1%
8170	8170 Wood Processing and Papermaking Plant Operators	0	
8171	8171 Wood Processing Plant Operators	1	0.0%
8172	8172 Pulp and Papermaking Plant Operators	0	
8190	8190 Other Stationary Plant and Machine Operators	0	
8191	8191 Glass and Ceramics Plant Operators	2	0.1%
8192	8192 Steam Engine and Boiler Operators	0	
8193	8193 Packing and Related Machine Operators	2	0.1%
8199	8199 Stationary Plant and Machine Operators Not Elsewhere CI	7	0.3%
8200	8200 Assemblers	0	
8201	8201 Mechanical Machinery Assemblers	5	0.2%
8202	8202 Electrical and Electronic Equipment Assemblers	15	0.6%
8209	8209 Other Assemblers	5	0.2%
8300	8300 Drivers and Mobile Plant Operators	0	
8310	8310 Locomotive Engine Drivers and Related Workers	0	
8311	8311 Locomotive Engine Drivers	1	0.0%
8312	8312 Railway Brake, Signal and Switch Operators	1	0.0%
8320	8320 Motorcycle, Car and Van Drivers	0	
8321	8321 Motorcycle Drivers	7	0.3%
8322	8322 Car and Van Drivers	14	0.5%
8330	8330 Bus and Heavy Truck Drivers	0	
8331	8331 Bus Drivers	1	0.0%
8332	8332 Heavy Truck and Lorry Drivers	16	0.6%
8340	8340 Mobile Plant Operators	0	
8341	8341 Mobile Farm and Forestry Plant Operators	0	
8342	8342 Earthmoving and Related Plant Operators	2	0.1%

# m3s088000: 88.What do you do in the workplace and what is your job position?			
Value	Label	Cases	Percentage
8343	8343 Crane, Hoist and Related Plant Operators	3	0.1%
8349	8349 Other Mobile Plant Operators	0	
8350	8350 Ships' deck Crews and Related Workers	0	
9000	9000 Elementary Labourers	0	
9100	9100 Cleaners and Helpers	0	
9110	9110 Cleaners and Helpers in Domestic and Related Establishm	0	
9111	9111 Domestic Cleaners and Helpers	0	
9112	9112 Cleaners and Helpers in Offices, Hotels and Related Est	7	0.3%
9190	9190 Other Hand Cleaning Workers	0	
9191	9191 Vehicle Cleaners	1	0.0%
9192	9192 Window Cleaners	0	
9199	9199 Hand Cleaning Workers Not Elsewhere Classified	0	
9200	9200 Agricultural, Forestry and Fishery Labourers	0	
9201	9201 Agricultural Labourers	3	0.1%
9202	9202 Forestry Labourers	0	
9203	9203 Fishery and Aquaculture Labourers	0	
9300	9300 Labourers In Mining, Construction, Manufacturing and Tr	0	
9310	9310 Mining and Construction Labourers	0	
9311	9311 Mining and Quarrying Labourers	0	
9312	9312 Civil Engineering and Building Construction Labourers	4	0.2%
9320	9320 Manufacturing Labourers	5	0.2%
9330	9330 Transport and Storage Labourers	4	0.2%
9400	9400 Street Service Workers and No-Food Vendors	0	
9401	9401 Street and Related Service Workers	0	
9402	9402 Street Vendors(Excluding Food)	0	
9500	9500 Refuse Workers, Sweepers and Related Workders	0	
9501	9501 Garbage and Recycling Collectors and Refuse Sorters	2	0.1%
9502	9502 Sweepers and Related Labourers	2	0.1%
9900	9900 Other Elementary Labourers	0	
9901	9901 Food Preparation Helpers	2	0.1%
9902	9902 Meter Readers and Vending-Machine Collectors	0	
9909	9909 Elementary Labourers not Elsewhere Classified	4	0.2%
9997	9997 Don't know	0	
9998	9998 Refuse to answer	6	0.2%
9999	9999 Missing	2	0.1%
<i>Warning: these figures indicate the number of cases found in the data file. They cannot be interpreted as summary statistics of the population of interest.</i>			
# m3s089000: 89.Which of the following corresponds with your job position?			
Information	[Type= discrete] [Format=numeric] [Range= 0-99] [Missing=*]		
Statistics [NW/ W]	[Valid=2551 /-] [Invalid=0 /-]		
Value	Label	Cases	Percentage
0	(0)Skip	231	9.1%
1	(01)Government department	155	6.1%
2	(02)Public school	85	3.3%
3	(03)Private school	24	0.9%

m3s089000: 89.Which of the following corresponds with your job position?

Value	Label	Cases	Percentage
4	(04)Public enterprises	52	2.0%
5	(05)Private enterprises or instituttions (including civil as	1643	64.4%
6	(06)Non-profit(or non-governmental) organizations	53	2.1%
7	(07)Work for myself, hire people	92	3.6%
8	(08)Work for myself, don't hire people	98	3.8%
9	(09)Help family business, with salary	113	4.4%
10	(10)Help family business, without salary	3	0.1%
11	(11)Compulsory service, alternative service, and research an	0	
97	(97)Don't know	1	0.0%
98	(98)Refuse to answer	1	0.0%
99	(99)missing	0	

Warning: these figures indicate the number of cases found in the data file. They cannot be interpreted as summary statistics of the population of interest.

m3s089010: 89-1.How much did it cost for you/you all/your family to start a business?

Information	[Type= discrete] [Format=numeric] [Range= 0-99] [Missing=*]
--------------------	---

Statistics [NW/ W]	[Valid=2551 /-] [Invalid=0 /-]
---------------------------	--------------------------------

Value	Label	Cases	Percentage
0	(0) Skip	2244	88.0%
1	(01) Under 100,000NT	74	2.9%
2	(02) 100,000NT~under 1,000,000NT	134	5.3%
3	(03) 1~under 5 million NT	49	1.9%
4	(04) 5~under 10 million	7	0.3%
5	(05) 10~ under 20 millionNT	4	0.2%
6	(06) 20~under 30 million NT	1	0.0%
7	(07) 30~under 40 million NT	0	
8	(08) 40~under 50 million NT	1	0.0%
9	(09) 50~under 60 million NT	0	
10	(10) 60~under 80 million NT	0	
11	(11) 80~ under 100 million NT	0	
12	(12) 100~under 200 million NT	0	
13	(13) Over 200 million NT	0	
97	(97)Don't know	31	1.2%
98	(98)Refuse to answer	2	0.1%
99	(99)missing	4	0.2%

Warning: these figures indicate the number of cases found in the data file. They cannot be interpreted as summary statistics of the population of interest.

m3s089020: 89-2.Over the past year, how much was your business's income?

Information	[Type= discrete] [Format=numeric] [Range= 0-99] [Missing=*]
--------------------	---

Statistics [NW/ W]	[Valid=2551 /-] [Invalid=0 /-]
---------------------------	--------------------------------

Value	Label	Cases	Percentage
0	(0) Skip	2244	88.0%
1	(01) Under 100,000NT	25	1.0%
2	(02) 100,000NT~under 1,000,000NT	120	4.7%
3	(03) 1~under 5 million NT	83	3.3%
4	(04) 5~under 10 million	15	0.6%
5	(05) 10~ under 20 millionNT	10	0.4%

m3s089020: 89-2.Over the past year, how much was your business's income?

Value	Label	Cases	Percentage
6	(06) 20~under 30 million NT	3	0.1%
7	(07) 30~under 40 million NT	2	0.1%
8	(08) 40~under 50 million NT	1	0.0%
9	(09) 50~under 60 million NT	0	
10	(10) 60~under 70 million NT	1	0.0%
11	(11) 70~under 80 million NT	1	0.0%
12	(12) 80~ under 100 million NT	1	0.0%
13	(13) 100~under 200 million NT	2	0.1%
14	(14) Over 200 million NT	0	
97	(97)Don't know	35	1.4%
98	(98)Refuse to answer	3	0.1%
99	(99)missing	5	0.2%

Warning: these figures indicate the number of cases found in the data file. They cannot be interpreted as summary statistics of the population of interest.

m3s090000: 90.What is your work status?

Information	[Type= discrete] [Format=numeric] [Range= 0-99] [Missing=*]
Statistics [NW/ W]	[Valid=2551 /-] [Invalid=0 /-]

Value	Label	Cases	Percentage
0	(0) Skip	231	9.1%
1	(01)Formal staff	1998	78.3%
2	(02)Regular contract staff	151	5.9%
3	(03)Temporary employment	58	2.3%
4	(04)Dispatch labor	10	0.4%
5	(05)Household OEM (original equipment manufacturer)	6	0.2%
6	(06)Outsourced (or contracted) personnel (outsourcers or can	25	1.0%
7	(07)Other	70	2.7%
97	(97)Don't know	1	0.0%
98	(98)Refuse to answer	1	0.0%
99	(99)missing	0	

Warning: these figures indicate the number of cases found in the data file. They cannot be interpreted as summary statistics of the population of interest.

m3s091000: 91.How many people are there in your company/organization?

Information	[Type= discrete] [Format=numeric] [Range= 0-99] [Missing=*]
Statistics [NW/ W]	[Valid=2551 /-] [Invalid=0 /-]

Value	Label	Cases	Percentage
0	(0)Skip	232	9.1%
1	(01)1	81	3.2%
2	(02)2~4	237	9.3%
3	(03)5~9	234	9.2%
4	(04)10~29	333	13.1%
5	(05)30~99	320	12.5%
6	(06)100~299	294	11.5%
7	(07)300~499	123	4.8%
8	(08)500~999	130	5.1%
9	(09)1000 or more	556	21.8%
97	(97)Don't know	8	0.3%

# m3s091000: 91.How many people are there in your company/organization?			
Value	Label	Cases	Percentage
98	(98)Refuse to answer	2	0.1%
99	(99)missing	1	0.0%
<i>Warning: these figures indicate the number of cases found in the data file. They cannot be interpreted as summary statistics of the population of interest.</i>			
# m3s092000: 92.Does your job position require you to manage people? How many people do you manage?			
Information		[Type= discrete] [Format=numeric] [Range= 0-99] [Missing=*]	
Statistics [NW/ W]		[Valid=2551 /-] [Invalid=0 /-]	
Value	Label	Cases	Percentage
0	(0)Skip	231	9.1%
1	(01)Don't manage people	1677	65.7%
2	(02)1~4	337	13.2%
3	(03)5~9	141	5.5%
4	(04)10~29	106	4.2%
5	(05)30~99	43	1.7%
6	(06)100~299	9	0.4%
7	(07)300~499	0	
8	(08)500~999	0	
9	(09)1000 or more	4	0.2%
97	(97)Don't know	0	
98	(98)Refuse to answer	2	0.1%
99	(99)missing	1	0.0%
<i>Warning: these figures indicate the number of cases found in the data file. They cannot be interpreted as summary statistics of the population of interest.</i>			
# m3s093000: 93.Is this job a business you started yourself, a business you started with friends or relatives, or work for your family's business?			
Information		[Type= discrete] [Format=numeric] [Range= 0-9] [Missing=*]	
Statistics [NW/ W]		[Valid=2551 /-] [Invalid=0 /-]	
Value	Label	Cases	Percentage
0	(0)Skip	231	9.1%
1	(1)No	2009	78.8%
2	(2)Yes	308	12.1%
7	(7)Don't know	0	
8	(8)Refuse to answer	1	0.0%
9	(9)missing	2	0.1%
<i>Warning: these figures indicate the number of cases found in the data file. They cannot be interpreted as summary statistics of the population of interest.</i>			
# m3s093011: 93-1.(1)Does your/your family's business:Innovative technologies or patents			
Information		[Type= discrete] [Format=numeric] [Range= 0-9] [Missing=*]	
Statistics [NW/ W]		[Valid=2551 /-] [Invalid=0 /-]	
Value	Label	Cases	Percentage
0	(0)Skip	2240	87.8%
1	(1)Yes	47	1.8%
2	(2)No	260	10.2%
7	(7)Don't know	0	
8	(8)Refuse to answer	1	0.0%
9	(9)missing	3	0.1%

# m3s093011: 93-1.(1)Does your/your family's business:Innovative technologies or patents			
<i>Warning: these figures indicate the number of cases found in the data file. They cannot be interpreted as summary statistics of the population of interest.</i>			
# m3s093012: 93-1.(2)Does your/your family's business:Must constantly test methods that no one else has done (or involve R&D)			
Information		[Type= discrete] [Format=numeric] [Range= 0-9] [Missing=*]	
Statistics [NW/ W]		[Valid=2551 /-] [Invalid=0 /-]	
Value	Label	Cases	Percentage
0	(0)Skip	2240	87.8%
1	(1)Yes	91	3.6%
2	(2)No	216	8.5%
7	(7)Don't know	0	
8	(8)Refuse to answer	1	0.0%
9	(9)missing	3	0.1%
<i>Warning: these figures indicate the number of cases found in the data file. They cannot be interpreted as summary statistics of the population of interest.</i>			
# m3s093013: 93-1.(3)Does your/your family's business:Product has innovative design or invention characteristics			
Information		[Type= discrete] [Format=numeric] [Range= 0-9] [Missing=*]	
Statistics [NW/ W]		[Valid=2551 /-] [Invalid=0 /-]	
Value	Label	Cases	Percentage
0	(0)Skip	2240	87.8%
1	(1)Yes	46	1.8%
2	(2)No	261	10.2%
7	(7)Don't know	0	
8	(8)Refuse to answer	1	0.0%
9	(9)missing	3	0.1%
<i>Warning: these figures indicate the number of cases found in the data file. They cannot be interpreted as summary statistics of the population of interest.</i>			
# m3s093014: 93-1.(4)Does your/your family's business:Provide new products or services that are not available on the market			
Information		[Type= discrete] [Format=numeric] [Range= 0-9] [Missing=*]	
Statistics [NW/ W]		[Valid=2551 /-] [Invalid=0 /-]	
Value	Label	Cases	Percentage
0	(0)Skip	2240	87.8%
1	(1)Yes	76	3.0%
2	(2)No	231	9.1%
7	(7)Don't know	0	
8	(8)Refuse to answer	1	0.0%
9	(9)missing	3	0.1%
<i>Warning: these figures indicate the number of cases found in the data file. They cannot be interpreted as summary statistics of the population of interest.</i>			
# m3s093015: 93-1.(5)Does your/your family's business:None of the above			
Information		[Type= discrete] [Format=numeric] [Range= 0-9] [Missing=*]	
Statistics [NW/ W]		[Valid=2551 /-] [Invalid=0 /-]	
Value	Label	Cases	Percentage
0	(0)Skip	2240	87.8%
1	(1)Yes	168	6.6%
2	(2)No	139	5.4%
7	(7)Don't know	0	

# m3s093015: 93-1.(5)Does your/your family's business:None of the above			
Value	Label	Cases	Percentage
8	(8)Refuse to answer	1	0.0%
9	(9)missing	3	0.1%
<i>Warning: these figures indicate the number of cases found in the data file. They cannot be interpreted as summary statistics of the population of interest.</i>			
# m3s094000: 94.In this job, how many days a week on average do you have to work?			
Information	[Type= discrete] [Format=numeric] [Range= 0-99] [Missing=*]		
Statistics [NW/ W]	[Valid=2551 /-] [Invalid=0 /-]		
Value	Label	Cases	Percentage
0	(0)Skip	231	9.1%
5	(05)0.5	1	0.0%
10	(10)1.0	5	0.2%
20	(20)2.0	7	0.3%
25	(25)2.5	1	0.0%
30	(30)3.0	32	1.3%
35	(35)3.5	5	0.2%
40	(40)4.0	76	3.0%
45	(45)4.5	8	0.3%
50	(50)5.0	1651	64.7%
52	(52)5.2	1	0.0%
53	(53)5.3	1	0.0%
55	(55)5.5	28	1.1%
60	(60)6.0	384	15.1%
65	(65)6.5	4	0.2%
70	(70)7.0	109	4.3%
97	(97)Don't know	5	0.2%
98	(98)Refuse to answer	1	0.0%
99	(99)missing	1	0.0%
<i>Warning: these figures indicate the number of cases found in the data file. They cannot be interpreted as summary statistics of the population of interest.</i>			
# m3s095000: 95.How many hours a week on average do you need to work in this job?			
Information	[Type= continuous] [Format=numeric] [Range= 0-999] [Missing=*]		
Statistics [NW/ W]	[Valid=2551 /-] [Invalid=0 /-]		
Value	Label	Cases	Percentage
0	(0)Skip	231	92.4%
997	(997)Don't know	14	5.6%
998	(998)Refuse to answer	1	0.4%
999	(999)missing	4	1.6%
<i>Warning: these figures indicate the number of cases found in the data file. They cannot be interpreted as summary statistics of the population of interest.</i>			
# m3s095010: 95-1.(Including working overtime)How many hours a week on average do you work?			
Information	[Type= continuous] [Format=numeric] [Range= 0-999] [Missing=*]		
Statistics [NW/ W]	[Valid=2551 /-] [Invalid=0 /-]		
Value	Label	Cases	Percentage
0	(0)Skip	231	91.3%
997	(997)Don't know	15	5.9%
998	(998)Refuse to answer	1	0.4%

m3s095010: 95-1.(Including working overtime)How many hours a week on average do you work?

Value	Label	Cases	Percentage
999	(999)missing	6	2.4%

Warning: these figures indicate the number of cases found in the data file. They cannot be interpreted as summary statistics of the population of interest.

m3s095020: 95-2.Do you usually work overtime?

Information	[Type= discrete] [Format=numeric] [Range= 0-9] [Missing=*]
Statistics [NW/ W]	[Valid=2551 /-] [Invalid=0 /-]

Value	Label	Cases	Percentage
0	(0)Skip	231	9.1%
1	(1)Never	795	31.2%
2	(2)Yes	1523	59.7%
7	(7)Don't know	0	
8	(8)Refuse to answer	1	0.0%
9	(9)missing	1	0.0%

Warning: these figures indicate the number of cases found in the data file. They cannot be interpreted as summary statistics of the population of interest.

m3s095021: 95-2.(2)(1)Yes, Do you have overtime pay or compensation days?overtime pay

Information	[Type= discrete] [Format=numeric] [Range= 0-9] [Missing=*]
Statistics [NW/ W]	[Valid=2551 /-] [Invalid=0 /-]

Value	Label	Cases	Percentage
0	(0)Skip	1026	40.2%
1	(1)Yes	804	31.5%
2	(2)No	718	28.1%
7	(7)Don't know	0	
8	(8)Refuse to answer	1	0.0%
9	(9)missing	2	0.1%

Warning: these figures indicate the number of cases found in the data file. They cannot be interpreted as summary statistics of the population of interest.

m3s095022: 95-2.(2)(2)Yes, Do you have overtime pay or compensation days?compensation days

Information	[Type= discrete] [Format=numeric] [Range= 0-9] [Missing=*]
Statistics [NW/ W]	[Valid=2551 /-] [Invalid=0 /-]

Value	Label	Cases	Percentage
0	(0)Skip	1026	40.2%
1	(1)Yes	540	21.2%
2	(2)No	982	38.5%
7	(7)Don't know	0	
8	(8)Refuse to answer	1	0.0%
9	(9)missing	2	0.1%

Warning: these figures indicate the number of cases found in the data file. They cannot be interpreted as summary statistics of the population of interest.

m3s095023: 95-2.(2)(3)Yes, Do you have overtime pay or compensation days?none

Information	[Type= discrete] [Format=numeric] [Range= 0-9] [Missing=*]
Statistics [NW/ W]	[Valid=2551 /-] [Invalid=0 /-]

Value	Label	Cases	Percentage
0	(0)Skip	1026	40.2%
1	(1)Yes	489	19.2%
2	(2)No	1033	40.5%

m3s095023: 95-2.(2)(3)Yes, Do you have overtime pay or compensation days?none

Value	Label	Cases	Percentage
7	(7)Don't know	0	
8	(8)Refuse to answer	1	0.0%
9	(9)missing	2	0.1%

Warning: these figures indicate the number of cases found in the data file. They cannot be interpreted as summary statistics of the population of interest.

m3s096000: 96.Do you have to work at night in this job?

Information	[Type= discrete] [Format=numeric] [Range= 0-9] [Missing=*]
Statistics [NW/ W]	[Valid=2551 /-] [Invalid=0 /-]

Value	Label	Cases	Percentage
0	(0)Skip	231	9.1%
1	(1)Often	640	25.1%
2	(2)Sometimes	632	24.8%
3	(3)Very little	466	18.3%
4	(4)Never	580	22.7%
7	(7)Don't know	0	
8	(8)Refuse to answer	1	0.0%
9	(9)missing	1	0.0%

Warning: these figures indicate the number of cases found in the data file. They cannot be interpreted as summary statistics of the population of interest.

m3s097000: 97.Do you have to work on holidays (weekends and national holidays) in this job?

Information	[Type= discrete] [Format=numeric] [Range= 0-9] [Missing=*]
Statistics [NW/ W]	[Valid=2551 /-] [Invalid=0 /-]

Value	Label	Cases	Percentage
0	(0)Skip	231	9.1%
1	(1)Often	655	25.7%
2	(2)Sometimes	682	26.7%
3	(3)Very little	512	20.1%
4	(4)Never	470	18.4%
7	(7)Don't know	0	
8	(8)Refuse to answer	1	0.0%
9	(9)missing	0	

Warning: these figures indicate the number of cases found in the data file. They cannot be interpreted as summary statistics of the population of interest.

m3s098000: 98.(Salary, bonuses, overtime pay, etc.)How much on average is your monthly income?

Information	[Type= continuous] [Format=numeric] [Range= 0-99] [Missing=*]
Statistics [NW/ W]	[Valid=2551 /-] [Invalid=0 /-]

Value	Label	Cases	Percentage
0	(0)Skip	231	9.1%
1	(01)under 4,999NT	16	0.6%
2	(02)5,000~9,999	21	0.8%
3	(03)10,000~14,999	21	0.8%
4	(04)15,000~19,999	20	0.8%
5	(05)20,000~24,999	102	4.0%
6	(06)25,000~29,999	205	8.0%
7	(07)30,000~34,999	333	13.1%
8	(08)35,000~39,999	320	12.5%

m3s098000: 98.(Salary, bonuses, overtime pay, etc.)How much on average is your monthly income?

Value	Label	Cases	Percentage
9	(09)40,000~44,999	298	11.7%
10	(10)45,000~49,999	227	8.9%
11	(11)50,000~59,999	292	11.4%
12	(12)60,000~69,999	161	6.3%
13	(13)70,000~79,999	84	3.3%
14	(14)80,000~89,999	62	2.4%
15	(15)90,000~99,999	29	1.1%
16	(16)100,000~109,999	47	1.8%
17	(17)110,000~119,999	15	0.6%
18	(18)120,000~129,999	16	0.6%
19	(19)130,000~139,999	11	0.4%
20	(20)140,000~149,999	4	0.2%
21	(21)150,000~199,999	14	0.5%
22	(22)200,000 or more	15	0.6%
97	(97)Don't know	3	0.1%
98	(98)Refuse to answer	3	0.1%
99	(99)missing	1	0.0%

Warning: these figures indicate the number of cases found in the data file. They cannot be interpreted as summary statistics of the population of interest.

m3s099010: 99.(01)Various benefits in your job:Labor insurance

Information [Type= discrete] [Format=numeric] [Range= 0-9] [Missing=*]

Statistics [NW/ W] [Valid=2551 /-] [Invalid=0 /-]

Value	Label	Cases	Percentage
0	(0)Skip	231	9.1%
1	(1)Yes	1857	72.8%
2	(2)No	461	18.1%
7	(7)Don't know	1	0.0%
8	(8)Refuse to answer	1	0.0%
9	(9)missing	0	

Warning: these figures indicate the number of cases found in the data file. They cannot be interpreted as summary statistics of the population of interest.

m3s099020: 99.(02)Various benefits in your job:Health insurance

Information [Type= discrete] [Format=numeric] [Range= 0-9] [Missing=*]

Statistics [NW/ W] [Valid=2551 /-] [Invalid=0 /-]

Value	Label	Cases	Percentage
0	(0)Skip	231	9.1%
1	(1)Yes	2017	79.1%
2	(2)No	301	11.8%
7	(7)Don't know	1	0.0%
8	(8)Refuse to answer	1	0.0%
9	(9)missing	0	

Warning: these figures indicate the number of cases found in the data file. They cannot be interpreted as summary statistics of the population of interest.

m3s099030: 99.(03)Various benefits in your job:Public insurance

Information [Type= discrete] [Format=numeric] [Range= 0-9] [Missing=*]

Statistics [NW/ W] [Valid=2551 /-] [Invalid=0 /-]

m3s099030: 99.(03)Various benefits in your job:Public insurance

Value	Label	Cases	Percentage
0	(0)Skip	231	9.1%
1	(1)Yes	149	5.8%
2	(2)No	2169	85.0%
7	(7)Don't know	1	0.0%
8	(8)Refuse to answer	1	0.0%
9	(9)missing	0	

Warning: these figures indicate the number of cases found in the data file. They cannot be interpreted as summary statistics of the population of interest.

m3s099040: 99.(04)Various benefits in your job:Year-end placement

Information	[Type= discrete] [Format=numeric] [Range= 0-9] [Missing=*]
Statistics [NW/ W]	[Valid=2551 /-] [Invalid=0 /-]

Value	Label	Cases	Percentage
0	(0)Skip	231	9.1%
1	(1)Yes	155	6.1%
2	(2)No	2163	84.8%
7	(7)Don't know	1	0.0%
8	(8)Refuse to answer	1	0.0%
9	(9)missing	0	

Warning: these figures indicate the number of cases found in the data file. They cannot be interpreted as summary statistics of the population of interest.

m3s099050: 99.(05)Various benefits in your job:3-year bonus or year-end bonus

Information	[Type= discrete] [Format=numeric] [Range= 0-9] [Missing=*]
Statistics [NW/ W]	[Valid=2551 /-] [Invalid=0 /-]

Value	Label	Cases	Percentage
0	(0)Skip	231	9.1%
1	(1)Yes	1739	68.2%
2	(2)No	579	22.7%
7	(7)Don't know	1	0.0%
8	(8)Refuse to answer	1	0.0%
9	(9)missing	0	

Warning: these figures indicate the number of cases found in the data file. They cannot be interpreted as summary statistics of the population of interest.

m3s099060: 99.(06)Various benefits in your job:Performance bonus

Information	[Type= discrete] [Format=numeric] [Range= 0-9] [Missing=*]
Statistics [NW/ W]	[Valid=2551 /-] [Invalid=0 /-]

Value	Label	Cases	Percentage
0	(0)Skip	231	9.1%
1	(1)Yes	1027	40.3%
2	(2)No	1291	50.6%
7	(7)Don't know	1	0.0%
8	(8)Refuse to answer	1	0.0%
9	(9)missing	0	

Warning: these figures indicate the number of cases found in the data file. They cannot be interpreted as summary statistics of the population of interest.

m3s099070: 99.(07)Various benefits in your job:Paid sick leave

Information	[Type= discrete] [Format=numeric] [Range= 0-9] [Missing=*]
--------------------	--

m3s099070: 99.(07)Various benefits in your job:Paid sick leave

Statistics [NW/ W] [Valid=2551 /-] [Invalid=0 /-]

Value	Label	Cases	Percentage
0	(0)Skip	231	9.1%
1	(1)Yes	780	30.6%
2	(2)No	1538	60.3%
7	(7)Don't know	1	0.0%
8	(8)Refuse to answer	1	0.0%
9	(9)missing	0	

Warning: these figures indicate the number of cases found in the data file. They cannot be interpreted as summary statistics of the population of interest.

m3s099080: 99.(08)Various benefits in your job:Annual leave

Information [Type= discrete] [Format=numeric] [Range= 0-9] [Missing=*]

Statistics [NW/ W] [Valid=2551 /-] [Invalid=0 /-]

Value	Label	Cases	Percentage
0	(0)Skip	231	9.1%
1	(1)Yes	1602	62.8%
2	(2)No	716	28.1%
7	(7)Don't know	1	0.0%
8	(8)Refuse to answer	1	0.0%
9	(9)missing	0	

Warning: these figures indicate the number of cases found in the data file. They cannot be interpreted as summary statistics of the population of interest.

m3s099090: 99.(09)Various benefits in your job:Vocational training or further education grants

Information [Type= discrete] [Format=numeric] [Range= 0-9] [Missing=*]

Statistics [NW/ W] [Valid=2551 /-] [Invalid=0 /-]

Value	Label	Cases	Percentage
0	(0)Skip	231	9.1%
1	(1)Yes	449	17.6%
2	(2)No	1869	73.3%
7	(7)Don't know	1	0.0%
8	(8)Refuse to answer	1	0.0%
9	(9)missing	0	

Warning: these figures indicate the number of cases found in the data file. They cannot be interpreted as summary statistics of the population of interest.

m3s099100: 99.(10)Various benefits in your job:Child education grant

Information [Type= discrete] [Format=numeric] [Range= 0-9] [Missing=*]

Statistics [NW/ W] [Valid=2551 /-] [Invalid=0 /-]

Value	Label	Cases	Percentage
0	(0)Skip	231	9.1%
1	(1)Yes	358	14.0%
2	(2)No	1960	76.8%
7	(7)Don't know	1	0.0%
8	(8)Refuse to answer	1	0.0%
9	(9)missing	0	

Warning: these figures indicate the number of cases found in the data file. They cannot be interpreted as summary statistics of the population of interest.

# m3s099110: 99.(11)Various benefits in your job:Dormitory or housing allowance			
Information		[Type= discrete] [Format=numeric] [Range= 0-9] [Missing=*]	
Statistics [NW/ W]		[Valid=2551 /-] [Invalid=0 /-]	
Value	Label	Cases	Percentage
0	(0)Skip	231	9.1%
1	(1)Yes	168	6.6%
2	(2)No	2150	84.3%
7	(7)Don't know	1	0.0%
8	(8)Refuse to answer	1	0.0%
9	(9)missing	0	
<i>Warning: these figures indicate the number of cases found in the data file. They cannot be interpreted as summary statistics of the population of interest.</i>			
# m3s099120: 99.(12)Various benefits in your job:Other			
Information		[Type= discrete] [Format=numeric] [Range= 0-9] [Missing=*]	
Statistics [NW/ W]		[Valid=2551 /-] [Invalid=0 /-]	
Value	Label	Cases	Percentage
0	(0)Skip	231	9.1%
1	(1)Yes	135	5.3%
2	(2)No	2183	85.6%
7	(7)Don't know	1	0.0%
8	(8)Refuse to answer	1	0.0%
9	(9)missing	0	
<i>Warning: these figures indicate the number of cases found in the data file. They cannot be interpreted as summary statistics of the population of interest.</i>			
# m3s099130: 99.(13)Various benefits in your job:None			
Information		[Type= discrete] [Format=numeric] [Range= 0-9] [Missing=*]	
Statistics [NW/ W]		[Valid=2551 /-] [Invalid=0 /-]	
Value	Label	Cases	Percentage
0	(0)Skip	231	9.1%
1	(1)Yes	172	6.7%
2	(2)No	2146	84.1%
7	(7)Don't know	1	0.0%
8	(8)Refuse to answer	1	0.0%
9	(9)missing	0	
<i>Warning: these figures indicate the number of cases found in the data file. They cannot be interpreted as summary statistics of the population of interest.</i>			
# m3s100000: 100.Have you or your colleagues been given a hard time because they applied for parental leave?			
Information		[Type= discrete] [Format=numeric] [Range= 0-9] [Missing=*]	
Statistics [NW/ W]		[Valid=2551 /-] [Invalid=0 /-]	
Value	Label	Cases	Percentage
0	(0)Skip	231	9.1%
1	(1)Yes, myself	13	0.5%
2	(2)Yes, my colleagues	101	4.0%
3	(3)No	2192	85.9%
7	(7)Don't know	12	0.5%
8	(8)Refuse to answer	1	0.0%
9	(9)missing	1	0.0%
<i>Warning: these figures indicate the number of cases found in the data file. They cannot be interpreted as summary statistics of the population of interest.</i>			

m3s101000: 101.In order to do a**Information** [Type= discrete] [Format=numeric] [Range= 0-99] [Missing=*]**Statistics [NW/ W]** [Valid=2551 /-] [Invalid=0 /-]

Value	Label	Cases	Percentage
0	(0)Skip	231	9.1%
1	(01)under junior high	238	9.3%
2	(02)high school	351	13.8%
3	(03)vocational high school	328	12.9%
4	(04)technical college	272	10.7%
5	(05)university	971	38.1%
6	(06)Masters	146	5.7%
7	(07)phD	6	0.2%
97	(97)Don't know	3	0.1%
98	(98)Refuse to answer	2	0.1%
99	(99)missing	3	0.1%

*Warning: these figures indicate the number of cases found in the data file. They cannot be interpreted as summary statistics of the population of interest.***# m3s102000: 102.In order to do a****Information** [Type= discrete] [Format=numeric] [Range= 0-99] [Missing=*]**Statistics [NW/ W]** [Valid=2551 /-] [Invalid=0 /-]

Value	Label	Cases	Percentage
0	(0)Skip	231	9.1%
1	(01)don't need work experience	130	5.1%
2	(02)less than a month	81	3.2%
3	(03)within 6 months	392	15.4%
4	(04)6 months to within a year	478	18.7%
5	(05)1 to within 3 years	803	31.5%
6	(06)3 to within 5 years	329	12.9%
7	(07)at least 5 years	105	4.1%
97	(97)Don't know	0	
98	(98)Refuse to answer	2	0.1%
99	(99)missing	0	

*Warning: these figures indicate the number of cases found in the data file. They cannot be interpreted as summary statistics of the population of interest.***# m3s103000: 103.Do you need a license for your job?****Information** [Type= discrete] [Format=numeric] [Range= 0-9] [Missing=*]**Statistics [NW/ W]** [Valid=2551 /-] [Invalid=0 /-]

Value	Label	Cases	Percentage
0	(0)Skip	231	9.1%
1	(1)Yes	690	27.0%
2	(2)No	1629	63.9%
7	(7)Don't know	0	
8	(8)Refuse to answer	1	0.0%
9	(9)missing	0	

*Warning: these figures indicate the number of cases found in the data file. They cannot be interpreted as summary statistics of the population of interest.***# m3s104000: 104.Will you have a probation period when you first enter the company?****Information** [Type= discrete] [Format=numeric] [Range= 0-9] [Missing=*]

m3s104000: 104. Will you have a probation period when you first enter the company?

Statistics [NW/ W] [Valid=2551 /-] [Invalid=0 /-]

Value	Label	Cases	Percentage
0	(0)Skip	231	9.1%
1	(1)Yes	1251	49.0%
2	(2)No	1067	41.8%
7	(7)Don't know	1	0.0%
8	(8)Refuse to answer	1	0.0%
9	(9)missing	0	

Warning: these figures indicate the number of cases found in the data file. They cannot be interpreted as summary statistics of the population of interest.

m3s104001: 104.(1) Will you have a probation period when you first enter the company? Yes ___ months

Information [Type= discrete] [Format=numeric] [Range= 0-99] [Missing=*]

Statistics [NW/ W] [Valid=2551 /-] [Invalid=0 /-]

Value	Label	Cases	Percentage
0	(0)Skip	1298	50.9%
1		80	3.1%
2		34	1.3%
3		1016	39.8%
4		17	0.7%
5		5	0.2%
6		81	3.2%
8		1	0.0%
9		1	0.0%
10		3	0.1%
12		2	0.1%
15		1	0.0%
24		1	0.0%
97	(97)Don't know	3	0.1%
98	(98)Refuse to answer	1	0.0%
99	(99)missing	7	0.3%

Warning: these figures indicate the number of cases found in the data file. They cannot be interpreted as summary statistics of the population of interest.

m3s104011: 104-1. Probation monthly salary about ___ NT

Information [Type= continuous] [Format=numeric] [Range= 0-9999999] [Missing=*]

Statistics [NW/ W] [Valid=2551 /-] [Invalid=0 /-]

Value	Label	Cases	Percentage
0	(0)Skip	1306	97.8%
9999997	(9999997)Don't know	20	1.5%
9999998	(9999998)Refuse to answer	6	0.4%
9999999	(9999999)missing	4	0.3%

Warning: these figures indicate the number of cases found in the data file. They cannot be interpreted as summary statistics of the population of interest.

m3s104012: 104-1. Monthly salary after probation period ___ NT

Information [Type= continuous] [Format=numeric] [Range= 0-9999999] [Missing=*]

Statistics [NW/ W] [Valid=2551 /-] [Invalid=0 /-]

Value	Label	Cases	Percentage
0	(0)Skip	1301	97.2%

m3s104012: 104-1. Monthly salary after probation period__NT

Value	Label	Cases	Percentage
9999997	(9999997)Don't know	24	1.8%
9999998	(9999998)Refuse to answer	7	0.5%
9999999	(9999999)missing	6	0.4%

Warning: these figures indicate the number of cases found in the data file. They cannot be interpreted as summary statistics of the population of interest.

m3s105000: 105.Have you received on-the-job training? (not including new staff training)

Information	[Type= discrete] [Format=numeric] [Range= 0-9] [Missing=*]
--------------------	--

Statistics [NW/ W]	[Valid=2551 /-] [Invalid=0 /-]
---------------------------	--------------------------------

Value	Label	Cases	Percentage
0	(0)Skip	231	9.1%
1	(1)No	1326	52.0%
2	(2)1 to 7 days	547	21.4%
3	(3)8 to 14 days	96	3.8%
4	(4)15 to 30 days	105	4.1%
5	(5)30 days or more	240	9.4%
7	(7)Don't know	1	0.0%
8	(8)Refuse to answer	2	0.1%
9	(9)missing	3	0.1%

Warning: these figures indicate the number of cases found in the data file. They cannot be interpreted as summary statistics of the population of interest.

# m3s106010: 106.(1)Continuously learn new skills and knowledge			
Information		[Type= discrete] [Format=numeric] [Range= 0-9] [Missing=*]	
Statistics [NW/ W]		[Valid=2551 /-] [Invalid=0 /-]	
Value	Label	Cases	Percentage
0	(0)Skip	231	9.1%
1	(1)Very Much	1015	39.8%
2	(2)Yes	1024	40.1%
3	(3)No	247	9.7%
4	(4)Not at all	33	1.3%
7	(7)Don't know	0	
8	(8)Refuse to answer	1	0.0%
9	(9)missing	0	
<i>Warning: these figures indicate the number of cases found in the data file. They cannot be interpreted as summary statistics of the population of interest.</i>			
# m3s106020: 106.(2)Frequently repeating the same tasks			
Information		[Type= discrete] [Format=numeric] [Range= 0-9] [Missing=*]	
Statistics [NW/ W]		[Valid=2551 /-] [Invalid=0 /-]	
Value	Label	Cases	Percentage
0	(0)Skip	231	9.1%
1	(1)Very Much	767	30.1%
2	(2)Yes	1248	48.9%
3	(3)No	276	10.8%
4	(4)Not at all	28	1.1%
7	(7)Don't know	0	
8	(8)Refuse to answer	1	0.0%
9	(9)missing	0	
<i>Warning: these figures indicate the number of cases found in the data file. They cannot be interpreted as summary statistics of the population of interest.</i>			
# m3s106030: 106.(3)I can't decide the way to do my work			
Information		[Type= discrete] [Format=numeric] [Range= 0-9] [Missing=*]	
Statistics [NW/ W]		[Valid=2551 /-] [Invalid=0 /-]	
Value	Label	Cases	Percentage
0	(0)Skip	231	9.1%
1	(1)Very Much	160	6.3%
2	(2)Yes	594	23.3%
3	(3)No	1334	52.3%
4	(4)Not at all	230	9.0%
7	(7)Don't know	0	
8	(8)Refuse to answer	1	0.0%
9	(9)missing	1	0.0%
<i>Warning: these figures indicate the number of cases found in the data file. They cannot be interpreted as summary statistics of the population of interest.</i>			
# m3s106040: 106.(4)Often can't determine progress of my work			
Information		[Type= discrete] [Format=numeric] [Range= 0-9] [Missing=*]	
Statistics [NW/ W]		[Valid=2551 /-] [Invalid=0 /-]	
Value	Label	Cases	Percentage
0	(0)Skip	231	9.1%

# m3s106040: 106.(4)Often can't determine progress of my work			
Value	Label	Cases	Percentage
1	(1)Very Much	139	5.4%
2	(2)Yes	543	21.3%
3	(3)No	1346	52.8%
4	(4)Not at all	286	11.2%
7	(7)Don't know	0	
8	(8)Refuse to answer	2	0.1%
9	(9)missing	4	0.2%
<i>Warning: these figures indicate the number of cases found in the data file. They cannot be interpreted as summary statistics of the population of interest.</i>			
# m3s106050: 106.(5)Can help others			
Information	[Type= discrete] [Format=numeric] [Range= 0-9] [Missing=*]		
Statistics [NW/ W]	[Valid=2551 /-] [Invalid=0 /-]		
Value	Label	Cases	Percentage
0	(0)Skip	231	9.1%
1	(1)Very Much	584	22.9%
2	(2)Yes	1356	53.2%
3	(3)No	329	12.9%
4	(4)Not at all	48	1.9%
7	(7)Don't know	0	
8	(8)Refuse to answer	1	0.0%
9	(9)missing	2	0.1%
<i>Warning: these figures indicate the number of cases found in the data file. They cannot be interpreted as summary statistics of the population of interest.</i>			
# m3s106060: 106.(6)Lets me have a sense of accomplishment			
Information	[Type= discrete] [Format=numeric] [Range= 0-9] [Missing=*]		
Statistics [NW/ W]	[Valid=2551 /-] [Invalid=0 /-]		
Value	Label	Cases	Percentage
0	(0)Skip	231	9.1%
1	(1)Very Much	519	20.3%
2	(2)Yes	1397	54.8%
3	(3)No	349	13.7%
4	(4)Not at all	52	2.0%
7	(7)Don't know	0	
8	(8)Refuse to answer	1	0.0%
9	(9)missing	2	0.1%
<i>Warning: these figures indicate the number of cases found in the data file. They cannot be interpreted as summary statistics of the population of interest.</i>			
# m3s107000: 107.In your workplace, including yourself, what is the proportion of men to women?			
Information	[Type= discrete] [Format=numeric] [Range= 0-9] [Missing=*]		
Statistics [NW/ W]	[Valid=2551 /-] [Invalid=0 /-]		
Value	Label	Cases	Percentage
0	(0)Skip	231	9.1%
1	(1)almost all men	322	12.6%
2	(2)mostly men	502	19.7%
3	(3)about half and half	817	32.0%
4	(4)mostly women	475	18.6%

m3s107000: 107.In your workplace, including yourself, what is the proportion of men to women?

Value	Label	Cases	Percentage
5	(5)almost all women	201	7.9%
7	(7)Don't know	1	0.0%
8	(8)Refuse to answer	1	0.0%
9	(9)missing	1	0.0%

Warning: these figures indicate the number of cases found in the data file. They cannot be interpreted as summary statistics of the population of interest.

m3s108000: 108.Do you have an immediate supervisor?

Information	[Type= discrete] [Format=numeric] [Range= 0-9] [Missing=*]
Statistics [NW/ W]	[Valid=2551 /-] [Invalid=0 /-]

Value	Label	Cases	Percentage
0	(0)Skip	231	9.1%
1	(1)Yes	1971	77.3%
2	(2)No	348	13.6%
7	(7)Don't know	0	
8	(8)Refuse to answer	1	0.0%
9	(9)missing	0	

Warning: these figures indicate the number of cases found in the data file. They cannot be interpreted as summary statistics of the population of interest.

m3s108010: 108-1.What is his/her gender?

Information	[Type= discrete] [Format=numeric] [Range= 0-9] [Missing=*]
Statistics [NW/ W]	[Valid=2551 /-] [Invalid=0 /-]

Value	Label	Cases	Percentage
0	(0)Skip	579	22.7%
1	(1)Male	1283	50.3%
2	(2)Female	677	26.5%
7	(7)Don't know	2	0.1%
8	(8)Refuse to answer	1	0.0%
9	(9)missing	9	0.4%

Warning: these figures indicate the number of cases found in the data file. They cannot be interpreted as summary statistics of the population of interest.

m3s108020: 108-2.What is his/her education level compared to yours?

Information	[Type= discrete] [Format=numeric] [Range= 0-9] [Missing=*]
Statistics [NW/ W]	[Valid=2551 /-] [Invalid=0 /-]

Value	Label	Cases	Percentage
0	(0)Skip	579	22.7%
1	(1)higher	577	22.6%
2	(2)about the same	987	38.7%
3	(3)lower	320	12.5%
7	(7)Don't know	75	2.9%
8	(8)Refuse to answer	1	0.0%
9	(9)missing	12	0.5%

Warning: these figures indicate the number of cases found in the data file. They cannot be interpreted as summary statistics of the population of interest.

m3s108030: 108-3.What is his/her age compared to yours?

Information	[Type= discrete] [Format=numeric] [Range= 0-9] [Missing=*]
Statistics [NW/ W]	[Valid=2551 /-] [Invalid=0 /-]

m3s108030: 108-3.What is his/her age compared to yours?

Value	Label	Cases	Percentage
0	(0)Skip	579	22.7%
1	(1)higher	1722	67.5%
2	(2)about the same	187	7.3%
3	(3)lower	45	1.8%
7	(7)Don't know	5	0.2%
8	(8)Refuse to answer	1	0.0%
9	(9)missing	12	0.5%

Warning: these figures indicate the number of cases found in the data file. They cannot be interpreted as summary statistics of the population of interest.

m3s109000: 109.Is this job related to the major you studied?

Information	[Type= discrete] [Format=numeric] [Range= 0-9] [Missing=*]
Statistics [NW/ W]	[Valid=2551 /-] [Invalid=0 /-]

Value	Label	Cases	Percentage
0	(0)Skip	231	9.1%
1	(1)Unrelated	1017	39.9%
2	(2)Partially related	526	20.6%
3	(3)Mostly related	307	12.0%
4	(4)Completely related	468	18.3%
7	(7)Don't know	0	
8	(8)Refuse to answer	1	0.0%
9	(9)missing	1	0.0%

Warning: these figures indicate the number of cases found in the data file. They cannot be interpreted as summary statistics of the population of interest.

m3s110010: 110.(1)(Your current job)Are you satisfied with:Work income

Information	[Type= discrete] [Format=numeric] [Range= 0-9] [Missing=*]
Statistics [NW/ W]	[Valid=2551 /-] [Invalid=0 /-]

Value	Label	Cases	Percentage
0	(0)Skip	231	9.1%
1	(1)Very Satisfied	276	10.8%
2	(2)Pretty satisfied	1397	54.8%
3	(3)Not too satisfied	527	20.7%
4	(4)Very unsatisfied	117	4.6%
7	(7)Don't know	1	0.0%
8	(8)Refuse to answer	1	0.0%
9	(9)missing	1	0.0%

Warning: these figures indicate the number of cases found in the data file. They cannot be interpreted as summary statistics of the population of interest.

m3s110020: 110.(2)(Your current job)Are you satisfied with:Work environment

Information	[Type= discrete] [Format=numeric] [Range= 0-9] [Missing=*]
Statistics [NW/ W]	[Valid=2551 /-] [Invalid=0 /-]

Value	Label	Cases	Percentage
0	(0)Skip	231	9.1%
1	(1)Very Satisfied	419	16.4%
2	(2)Pretty satisfied	1540	60.4%
3	(3)Not too satisfied	309	12.1%
4	(4)Very unsatisfied	49	1.9%

m3s110020: 110.(2)(Your current job)Are you satisfied with:Work environment

Value	Label	Cases	Percentage
7	(7)Don't know	0	
8	(8)Refuse to answer	1	0.0%
9	(9)missing	2	0.1%

Warning: these figures indicate the number of cases found in the data file. They cannot be interpreted as summary statistics of the population of interest.

m3s110030: 110.(3)(Your current job)Are you satisfied with:Work content

Information	[Type= discrete] [Format=numeric] [Range= 0-9] [Missing=*]
Statistics [NW/ W]	[Valid=2551 /-] [Invalid=0 /-]

Value	Label	Cases	Percentage
0	(0)Skip	231	9.1%
1	(1)Very Satisfied	330	12.9%
2	(2)Pretty satisfied	1674	65.6%
3	(3)Not too satisfied	279	10.9%
4	(4)Very unsatisfied	33	1.3%
7	(7)Don't know	0	
8	(8)Refuse to answer	1	0.0%
9	(9)missing	3	0.1%

Warning: these figures indicate the number of cases found in the data file. They cannot be interpreted as summary statistics of the population of interest.

m3s110040: 110.(4)(Your current job)Are you satisfied with:Working hours

Information	[Type= discrete] [Format=numeric] [Range= 0-9] [Missing=*]
Statistics [NW/ W]	[Valid=2551 /-] [Invalid=0 /-]

Value	Label	Cases	Percentage
0	(0)Skip	231	9.1%
1	(1)Very Satisfied	439	17.2%
2	(2)Pretty satisfied	1367	53.6%
3	(3)Not too satisfied	426	16.7%
4	(4)Very unsatisfied	85	3.3%
7	(7)Don't know	0	
8	(8)Refuse to answer	1	0.0%
9	(9)missing	2	0.1%

Warning: these figures indicate the number of cases found in the data file. They cannot be interpreted as summary statistics of the population of interest.

m3s110050: 110.(5)(Your current job)Are you satisfied with:Boss

Information	[Type= discrete] [Format=numeric] [Range= 0-9] [Missing=*]
Statistics [NW/ W]	[Valid=2551 /-] [Invalid=0 /-]

Value	Label	Cases	Percentage
0	(0)Skip	338	13.2%
1	(1)Very Satisfied	419	16.4%
2	(2)Pretty satisfied	1389	54.4%
3	(3)Not too satisfied	316	12.4%
4	(4)Very unsatisfied	86	3.4%
7	(7)Don't know	0	
8	(8)Refuse to answer	1	0.0%
9	(9)missing	2	0.1%

Warning: these figures indicate the number of cases found in the data file. They cannot be interpreted as summary statistics of the population of interest.

# m3s110060: 110.(6)(Your current job)Are you satisfied with:Colleagues			
Information		[Type= discrete] [Format=numeric] [Range= 0-9] [Missing=*]	
Statistics [NW/ W]		[Valid=2551 /-] [Invalid=0 /-]	
Value	Label	Cases	Percentage
0	(0)Skip	285	11.2%
1	(1)Very Satisfied	506	19.8%
2	(2)Pretty satisfied	1595	62.5%
3	(3)Not too satisfied	143	5.6%
4	(4)Very unsatisfied	18	0.7%
7	(7)Don't know	0	
8	(8)Refuse to answer	1	0.0%
9	(9)missing	3	0.1%
<i>Warning: these figures indicate the number of cases found in the data file. They cannot be interpreted as summary statistics of the population of interest.</i>			
# m3s110070: 110.(7)(Your current job)Are you satisfied with:Welfare			
Information		[Type= discrete] [Format=numeric] [Range= 0-9] [Missing=*]	
Statistics [NW/ W]		[Valid=2551 /-] [Invalid=0 /-]	
Value	Label	Cases	Percentage
0	(0)Skip	263	10.3%
1	(1)Very Satisfied	328	12.9%
2	(2)Pretty satisfied	1385	54.3%
3	(3)Not too satisfied	461	18.1%
4	(4)Very unsatisfied	101	4.0%
7	(7)Don't know	1	0.0%
8	(8)Refuse to answer	1	0.0%
9	(9)missing	11	0.4%
<i>Warning: these figures indicate the number of cases found in the data file. They cannot be interpreted as summary statistics of the population of interest.</i>			
# m3s110080: 110.(8)(Your current job)Are you satisfied with:Promotion opportunities			
Information		[Type= discrete] [Format=numeric] [Range= 0-9] [Missing=*]	
Statistics [NW/ W]		[Valid=2551 /-] [Invalid=0 /-]	
Value	Label	Cases	Percentage
0	(0)Skip	321	12.6%
1	(1)Very Satisfied	170	6.7%
2	(2)Pretty satisfied	1123	44.0%
3	(3)Not too satisfied	748	29.3%
4	(4)Very unsatisfied	185	7.3%
7	(7)Don't know	1	0.0%
8	(8)Refuse to answer	1	0.0%
9	(9)missing	2	0.1%
<i>Warning: these figures indicate the number of cases found in the data file. They cannot be interpreted as summary statistics of the population of interest.</i>			
# m3s110090: 110.(9)(Your current job)Are you satisfied with:Overall work situation			
Information		[Type= discrete] [Format=numeric] [Range= 0-9] [Missing=*]	
Statistics [NW/ W]		[Valid=2551 /-] [Invalid=0 /-]	
Value	Label	Cases	Percentage
0	(0)Skip	231	9.1%

m3s110090: 110.(9)(Your current job)Are you satisfied with:Overall work situation

Value	Label	Cases	Percentage
1	(1)Very Satisfied	260	10.2%
2	(2)Pretty satisfied	1674	65.6%
3	(3)Not too satisfied	345	13.5%
4	(4)Very unsatisfied	40	1.6%
7	(7)Don't know	0	
8	(8)Refuse to answer	1	0.0%
9	(9)missing	0	

Warning: these figures indicate the number of cases found in the data file. They cannot be interpreted as summary statistics of the population of interest.

m3s111000: 111.Do you want to change jobs?

Information	[Type= discrete] [Format=numeric] [Range= 0-9] [Missing=*]
Statistics [NW/ W]	[Valid=2551 /-] [Invalid=0 /-]

Value	Label	Cases	Percentage
0	(0)Skip	231	9.1%
1	(1)Yes	809	31.7%
2	(2)No	1508	59.1%
7	(7)Don't know	0	
8	(8)Refuse to answer	1	0.0%
9	(9)missing	2	0.1%

Warning: these figures indicate the number of cases found in the data file. They cannot be interpreted as summary statistics of the population of interest.

m3s112000: 112.If you leave, do you think it is difficult for the company or organization you work for to find someone to replace you?

Information	[Type= discrete] [Format=numeric] [Range= 0-9] [Missing=*]
Statistics [NW/ W]	[Valid=2551 /-] [Invalid=0 /-]

Value	Label	Cases	Percentage
0	(0)Skip	236	9.3%
1	(1)Very easy	299	11.7%
2	(2)Pretty easy	496	19.4%
3	(3)Not easy or difficult	936	36.7%
4	(4)A little hard	432	16.9%
5	(5)Very hard	149	5.8%
7	(7)Don't know	1	0.0%
8	(8)Refuse to answer	1	0.0%
9	(9)missing	1	0.0%

Warning: these figures indicate the number of cases found in the data file. They cannot be interpreted as summary statistics of the population of interest.

m3s113000: 113.How worried are you that you may lose your job?

Information	[Type= discrete] [Format=numeric] [Range= 0-9] [Missing=*]
Statistics [NW/ W]	[Valid=2551 /-] [Invalid=0 /-]

Value	Label	Cases	Percentage
0	(0)Skip	232	9.1%
1	(1)Very worried	24	0.9%
2	(2)Quite worried	46	1.8%
3	(3)A little worried	583	22.9%
4	(4)Not worried at all	1664	65.2%

# m3s113000: 113.How worried are you that you may lose your job?			
Value	Label	Cases	Percentage
7	(7)Don't know	0	
8	(8)Refuse to answer	1	0.0%
9	(9)missing	1	0.0%
<i>Warning: these figures indicate the number of cases found in the data file. They cannot be interpreted as summary statistics of the population of interest.</i>			
# m3s114000: 114.In addition to this job, do you currently have another job?			
Information		[Type= discrete] [Format=numeric] [Range= 0-9] [Missing=*]	
Statistics [NW/ W]		[Valid=2551 /-] [Invalid=0 /-]	
Value	Label	Cases	Percentage
0	(0)Skip	231	9.1%
1	(1)Yes	218	8.5%
2	(2)No	2100	82.3%
7	(7)Don't know	0	
8	(8)Refuse to answer	1	0.0%
9	(9)missing	1	0.0%
<i>Warning: these figures indicate the number of cases found in the data file. They cannot be interpreted as summary statistics of the population of interest.</i>			
# m3s114010: 114-1.How many?			
Information		[Type= discrete] [Format=numeric] [Range= 0-99] [Missing=*]	
Statistics [NW/ W]		[Valid=2551 /-] [Invalid=0 /-]	
Value	Label	Cases	Percentage
0	(0)Skip	2331	91.4%
1		181	7.1%
2		28	1.1%
3		7	0.3%
4		1	0.0%
97	(97)Don't know	0	
98	(98)Refuse to answer	1	0.0%
99	(99)missing	2	0.1%
<i>Warning: these figures indicate the number of cases found in the data file. They cannot be interpreted as summary statistics of the population of interest.</i>			
# m3s114020: 114-2.Average total time you work at these jobs (not including your main job)			
Information		[Type= continuous] [Format=numeric] [Range= 0-999] [Missing=*]	
Statistics [NW/ W]		[Valid=2551 /-] [Invalid=0 /-]	
Value	Label	Cases	Percentage
0	(0)Skip	2331	99.6%
997	(997)Don't know	4	0.2%
998	(998)Refuse to answer	2	0.1%
999	(999)missing	3	0.1%
<i>Warning: these figures indicate the number of cases found in the data file. They cannot be interpreted as summary statistics of the population of interest.</i>			
# m3s114030: 114-3.Average total monthly salary from these jobs (not including your main job)			
Information		[Type= continuous] [Format=numeric] [Range= 0-999999] [Missing=*]	
Statistics [NW/ W]		[Valid=2551 /-] [Invalid=0 /-]	
Value	Label	Cases	Percentage
0	(0)Skip	2336	99.6%

m3s114030: 114-3.Average total monthly salary from these jobs (not including your main job)

Value	Label	Cases	Percentage
999997	(999997)Don't know	3	0.1%
999998	(999998)Refuse to answer	3	0.1%
999999	(999999)missing	3	0.1%

Warning: these figures indicate the number of cases found in the data file. They cannot be interpreted as summary statistics of the population of interest.

m3s115a11: 115a-1.(September 2014-now)Job 1:When did you start this job?year

Information	[Type= discrete] [Format=numeric] [Range= 0-999] [Missing=*]
Statistics [NW/ W]	[Valid=2551 /-] [Invalid=0 /-]

Value	Label	Cases	Percentage
0	(0)Skip	1501	58.8%
90		1	0.0%
92		3	0.1%
93		2	0.1%
94		7	0.3%
95		9	0.4%
96		12	0.5%
97		19	0.7%
98		34	1.3%
99		73	2.9%
100		77	3.0%
101		99	3.9%
102		155	6.1%
103		369	14.5%
104		110	4.3%
105		38	1.5%
106		5	0.2%
997	(997)Don't know	18	0.7%
998	(998)Refuse to answer	11	0.4%
999	(999)missing	8	0.3%

Warning: these figures indicate the number of cases found in the data file. They cannot be interpreted as summary statistics of the population of interest.

m3s115a12: 115a-1.(September 2014-now)Job 1:When did you start this job?month

Information	[Type= discrete] [Format=numeric] [Range= 0-99] [Missing=*]
Statistics [NW/ W]	[Valid=2551 /-] [Invalid=0 /-]

Value	Label	Cases	Percentage
0		1501	58.8%
1		61	2.4%
2		87	3.4%
3		106	4.2%
4		63	2.5%
5		61	2.4%
6		74	2.9%
7		86	3.4%
8		103	4.0%
9		158	6.2%
10		90	3.5%

m3s115a12: 115a-1.(September 2014-now)Job 1:When did you start this job?month

Value	Label	Cases	Percentage
11		64	2.5%
12		46	1.8%
97		28	1.1%
98		11	0.4%
99		12	0.5%

Warning: these figures indicate the number of cases found in the data file. They cannot be interpreted as summary statistics of the population of interest.

m3s115a13: 115a-1.(September 2014-now)Job 1:When did you end this job?year

Information	[Type= discrete] [Format=numeric] [Range= 0-999] [Missing=*]
--------------------	--

Statistics [NW/ W]	[Valid=2551 /-] [Invalid=0 /-]
---------------------------	--------------------------------

Value	Label	Cases	Percentage
0	(0)Skip	1501	58.8%
94		1	0.0%
95		1	0.0%
96		1	0.0%
98		1	0.0%
99		2	0.1%
100		1	0.0%
101		3	0.1%
102		10	0.4%
103		78	3.1%
104		354	13.9%
105		313	12.3%
106		249	9.8%
107		3	0.1%
997	(997)Don't know	13	0.5%
998	(998)Refuse to answer	11	0.4%
999	(999)missing	9	0.4%

Warning: these figures indicate the number of cases found in the data file. They cannot be interpreted as summary statistics of the population of interest.

m3s115a14: 115a-1.(September 2014-now)Job 1:When did you end this job?month

Information	[Type= discrete] [Format=numeric] [Range= 0-99] [Missing=*]
--------------------	---

Statistics [NW/ W]	[Valid=2551 /-] [Invalid=0 /-]
---------------------------	--------------------------------

Value	Label	Cases	Percentage
0		1501	58.8%
1		56	2.2%
2		80	3.1%
3		116	4.5%
4		88	3.4%
5		92	3.6%
6		110	4.3%
7		97	3.8%
8		72	2.8%
9		91	3.6%
10		75	2.9%
11		67	2.6%

m3s115a14: 115a-1.(September 2014-now)Job 1:When did you end this job?month

Value	Label	Cases	Percentage
12		69	2.7%
97		16	0.6%
98		11	0.4%
99		10	0.4%

Warning: these figures indicate the number of cases found in the data file. They cannot be interpreted as summary statistics of the population of interest.

m3s115a20: 115a-2.(September 2014-now)Job 1:What is the name of the company/ organization of this job and what are the main businesses or services?

Information	[Type= continuous] [Format=numeric] [Range= 0-999] [Missing=*]
Statistics [NW/ W]	[Valid=2551 /-] [Invalid=0 /-]

Value	Label	Cases	Percentage
0	0 Skip	1501	58.8%
11	011 Growing of Crops	3	0.1%
12	012 Animal Husbandry	1	0.0%
13	013 Support Activities to Agricultural and Animal Husbandry	0	
20	020 Forestry	0	
31	031 Fishing	0	
32	032 Aquaculture	1	0.0%
50	050 Extraction of Crude Petroleum and Natural Gas	0	
60	060 Quarrying of Stone, Sand, Clay and Other Mining	0	
81	081 Processing and Preserving of Meat	4	0.2%
82	082 Processing and Preserving of Fish, Crustaceans and Mollu	0	
83	083 Processing and Preserving of Fruit and Vegetables	0	
84	084 Manufacture of Edible Vegetable and Animal Oils and Fats	0	
85	085 Manufacture of Dairy Products	0	
86	086 Grain Husking, Manufacture of Grain Mill Products, Starc	1	0.0%
87	087 Manufacture of Prepared Animal Feeds	0	
89	089 Manufacture of Other Food Products	7	0.3%
91	091 Manufacture of Alcoholic Beverages	1	0.0%
92	092 Manufacture of Non-alcoholic Beverages	1	0.0%
100	100 Manufacture of Tobacco Products	0	
111	111 Spinning of Yarn	1	0.0%
112	112 Weaving of Textiles	0	
113	113 Manufacture of Non-woven Fabrics	0	
114	114 Finishing of Textiles	0	
115	115 Manufacture of Textile Products	2	0.1%
121	121 Manufacture of Wearing Apparel	2	0.1%
123	123 Manufacture of Clothing Accessories	0	
130	130 Manufacture of Leather, Fur and Related Products	0	
140	140 Manufacture of Wood and of Products of Wood and Bamboo	0	
151	151 Manufacture of Pulp, Paper and Paperboard	0	
152	152 Manufacture of Containers of Paper and Paperboard	1	0.0%
159	159 Manufacture of Other Paper Products	0	
160	160 Printing and Reproduction of Recorded Media	5	0.2%
170	170 Manufacture of Petroleum and Coal Products	0	

m3s115a20: 115a-2.(September 2014-now)Job 1:What is the name of the company/ organization of this job and what are the main businesses or services?

Value	Label	Cases	Percentage
181	181 Manufacture of Chemical Material	1	0.0%
183	183 Manufacture of Fertilizers and Nitrogen Compounds	0	
184	184 Manufacture of Plastic and Synthetic Rubber Materials	2	0.1%
185	185 Manufacture of Man-made Fibers	0	
191	191 Manufacture of Pesticides and Environmental Agents	1	0.0%
192	192 Manufacture of Coatings, Dyes and Pigments	0	
193	193 Manufacture of Cleaning Preparations and Cosmetics	1	0.0%
199	199 Manufacture of Other Chemical Products Not Elsewhere Cla	0	
200	200 Manufacture of Pharmaceuticals and Medicinal Chemical Pr	13	0.5%
210	210 Manufacture of Rubber Products	1	0.0%
220	220 Manufacture of Plastics Products	4	0.2%
231	231 Manufacture of Glass and Glass Products	2	0.1%
232	232 Manufacture of Refractory Products, Clay Building Materi	1	0.0%
233	233 Manufacture of Cement and Cement Products	2	0.1%
234	234 Cutting, Shaping and Finishing of Stone	0	
239	239 Manufacture of Other Non-metallic Mineral Products	0	
241	241 Manufacture of Basic Iron and Steel	3	0.1%
242	242 Manufacture of Aluminum	0	
243	243 Manufacture of Copper	1	0.0%
249	249 Manufacture of Other Basic Metals	0	
251	251 Manufacture of Cutlery, Metal Hand Tools and Die	3	0.1%
252	252 Manufacture of Metal Structure and Architectural Compone	2	0.1%
253	253 Manufacture of Metal Containers	1	0.0%
254	254 Metalworking Activities	7	0.3%
259	259 Manufacture of Other Fabricated Metal Products	5	0.2%
261	261 Manufacture of Semi-conductors	20	0.8%
262	262 Manufacture of Electronic Passive Devices	2	0.1%
263	263 Manufacture of Bare Printed Circuit Boards	2	0.1%
264	264 Manufacture of Optoelectronic Materials and Components	17	0.7%
269	269 Manufacture of Other Electronic Parts and Components	7	0.3%
271	271 Manufacture of Computers and Peripheral Equipment	34	1.3%
272	272 Manufacture of Communication Equipment	8	0.3%
273	273 Manufacture of Audio and Video Equipment	1	0.0%
274	274 Manufacture of Magnetic and Optical Media	0	
275	275 Manufacture of Measuring, Navigating, Control Equipment,	0	
276	276 Manufacture of Irradiation and Electromedical Equipment	0	
277	277 Manufacture of Optical Instruments and Equipment	0	
281	281 Manufacture of Power Generation, Transmission and Distri	1	0.0%
282	282 Manufacture of Batteries and Accumulators	0	
283	283 Manufacture of Wiring and Wiring Devices	0	
284	284 Manufacture of Lighting Equipment	1	0.0%
285	285 Manufacture of Domestic Appliances	3	0.1%
289	289 Manufacture of Other Electrical Equipment	1	0.0%
291	291 Manufacture of Metal-working Machinery	5	0.2%

m3s115a20: 115a-2.(September 2014-now)Job 1:What is the name of the company/ organization of this job and what are the main businesses or services?

Value	Label	Cases	Percentage
292	292 Manufacture of Other Special-purpose Machinery	8	0.3%
293	293 Manufacture of General-purpose Machinery	8	0.3%
301	301 Manufacture of Motor Vehicles	0	
302	302 Manufacture of Bodies (Coachwork) for Motor Vehicles	0	
303	303 Manufacture of Parts for Motor Vehicles	3	0.1%
311	311 Manufacture of Ships, Boats and Floating Structures	1	0.0%
312	312 Manufacture of Motorcycles and Parts	0	
313	313 Manufacture of Bicycles and Parts	2	0.1%
319	319 Manufacture of Other Transport Equipment and Parts Not E	0	
321	321 Manufacture of Non-metallic Furniture	0	
322	322 Manufacture of Metallic Furniture	2	0.1%
331	331 Manufacture of Sports and Recreational Goods	1	0.0%
332	332 Manufacture of Medical Instruments and Supplies	10	0.4%
339	339 Manufacturing Not Elsewhere Classified	2	0.1%
340	340 Repair and Installation of Industrial Machinery and Equi	0	
351	351 Electricity Supply	0	
352	352 Gas Supply	1	0.0%
353	353 Steam Supply	0	
360	360 Water Supply	0	
370	370 Wastewater and Sewage Treatment	0	
381	381 Waste Collection	0	
382	382 Waste Treatment and Disposal	0	
383	383 Materials Recovery	2	0.1%
390	390 Remediation Activities and Other Waste Management Servic	0	
410	410 Construction of Buildings	7	0.3%
421	421 Construction of Roads and Railways	1	0.0%
422	422 Construction of Utility Projects	1	0.0%
429	429 Construction of Other Civil Engineering Projects	0	
431	431 Site Preparation, Foundation and Structure Construction	5	0.2%
432	432 Landscape Construction	0	
433	433 Electrical, Plumbing and Other Construction Installation	19	0.7%
434	434 Building Completion and Finishing	10	0.4%
439	439 Other Specialized Construction Activities	1	0.0%
451	451 Wholesale on a Fee or Contract Basis	6	0.2%
452	452 Wholesale of General Merchandise	1	0.0%
453	453 Wholesale of Agricultural Raw Materials and Live Animals	2	0.1%
454	454 Wholesale of Food, Beverages and Tobacco	10	0.4%
455	455 Wholesale of Textiles and Clothing	7	0.3%
456	456 Wholesale of Household Appliances and Goods	11	0.4%
457	457 Wholesale of Pharmaceutical and Medical Goods and Cosmet	5	0.2%
458	458 Wholesale of Cultural and Recreation Goods	4	0.2%
461	461 Wholesale of Construction Materials	4	0.2%
462	462 Wholesale of Chemical Materials and Chemical Products	0	
463	463 Wholesale of Fuel and Related Products	0	

m3s115a20: 115a-2.(September 2014-now)Job 1:What is the name of the company/ organization of this job and what are the main businesses or services?

Value	Label	Cases	Percentage
464	464 Wholesale of Machinery and Equipment	22	0.9%
465	465 Wholesale of Motor Vehicles and Motorcycles and Related	3	0.1%
469	469 Other Specialized Wholesale	1	0.0%
471	471 Retail Sale in Non-specialized Stores	19	0.7%
472	472 Retail Sale of Food, Beverages and Tobacco in Specialize	7	0.3%
473	473 Retail Sale of Textiles and Clothing in Specialized Stor	20	0.8%
474	474 Retail Sale of Household Appliances and Goods in Special	11	0.4%
475	475 Retail Sale of Pharmaceutical and Medical Goods and Cosm	4	0.2%
476	476 Retail Sale of Cultural and Recreation Goods in Speciali	5	0.2%
481	481 Retail Sale of Construction Materials in Specialized Sto	1	0.0%
482	482 Retail Sale of Fuel and Related Products in Specialized	1	0.0%
483	483 Retail Sale of Information and Communications Equipment	10	0.4%
484	484 Retail Sale of Motor Vehicles, Motorcycles and Related P	7	0.3%
485	485 Other Retail Sale in Specialized Stores	4	0.2%
486	486 Retail Sale via Stalls	1	0.0%
487	487 Retail Trade Not in Stores or Stalls	8	0.3%
491	491 Transport via Railways	1	0.0%
492	492 Public Rapid Transit	1	0.0%
493	493 Bus Transportation	2	0.1%
494	494 Freight Truck Transport	3	0.1%
499	499 Other Land Transportation	0	
501	501 Ocean Transportation	1	0.0%
502	502 Inland and Lake Transportation	0	
510	510 Air Transport	1	0.0%
521	521 Customs Clearance Services	1	0.0%
522	522 Shipping Agency Services	0	
523	523 Freight Transportation Forwarding Services	7	0.3%
524	524 Service Activities Incidental to Land Transportation	2	0.1%
525	525 Service Activities Incidental to Water Transportation	0	
526	526 Service Activities Incidental to Air Transportation	0	
529	529 Other Transportation Support Activities	0	
530	530 Warehousing and Storage	1	0.0%
541	541 Postal Activities	0	
542	542 Courier Activities	3	0.1%
551	551 Short Term Accommodation Activities	23	0.9%
559	559 Other Accommodation	0	
561	561 Food Service Activities	62	2.4%
562	562 Event Catering and Other Food Service Activities	2	0.1%
563	563 Beverage Serving Activities	8	0.3%
581	581 Publishing of Books, Periodicals and Other Publishing Ac	14	0.5%
582	582 Software Publishing	2	0.1%
591	591 Motion Picture, Video and Television Programme Activitie	3	0.1%
592	592 Sound Recording and Music Publishing Activities	1	0.0%
601	601 Radio Broadcasting	2	0.1%

m3s115a20: 115a-2.(September 2014-now)Job 1:What is the name of the company/ organization of this job and what are the main businesses or services?

Value	Label	Cases	Percentage
602	602 Television Broadcasting and Subscription Programming	6	0.2%
610	610 Telecommunications	10	0.4%
620	620 Computer Programming, Consultancy and Related Activities	25	1.0%
631	631 Data Processing, Hosting and Related Activities, Web Por	14	0.5%
639	639 Other Information Service Activities	4	0.2%
641	641 Monetary Intermediation	22	0.9%
642	642 Activities of Holding Companies	0	
643	643 Trusts, Funds and Similar Financial Entities	0	
649	649 Other Financial Service Activities	5	0.2%
651	651 Insurance of the Person	14	0.5%
652	652 Non-life Insurance	2	0.1%
653	653 Reinsurance	0	
654	654 Pension Funding	0	
655	655 Activities Auxiliary to Insurance	1	0.0%
661	661 Securities	7	0.3%
662	662 Commodity Contracts	0	
664	664 Fund Management Activities	1	0.0%
669	669 Other Activities Auxiliary to Financial Service Activiti	2	0.1%
670	670 Real Estate Development Activities	2	0.1%
681	681 Real Estate Operation Activities	20	0.8%
689	689 Other Real Estate Activities	0	
691	691 Legal Activities	10	0.4%
692	692 Accounting, Bookkeeping and Auditing Activities; Tax Con	9	0.4%
701	701 Activities of Head Offices	1	0.0%
702	702 Management Consultancy Activities	4	0.2%
711	711 Architecture and Engineering Activities and Related Tech	12	0.5%
712	712 Technical Testing and Analysis	8	0.3%
721	721 Research and Experimental Development on Natural Science	5	0.2%
722	722 Research and Experimental Development on Social Sciences	1	0.0%
723	723 Miscellaneous Scientific Research and Development	2	0.1%
731	731 Advertising	7	0.3%
732	732 Market Research and Public Opinion Polling	1	0.0%
740	740 Specialized Design Activities	12	0.5%
750	750 Veterinary Activities	1	0.0%
760	760 Other Professional, Scientific and Technical Activities	7	0.3%
771	771 Renting and Leasing of Machinery and Equipment	2	0.1%
772	772 Renting and Leasing of Transport Equipment	2	0.1%
773	773 Renting and Leasing of Personal and Household Goods	1	0.0%
774	774 Leasing of Intellectual Property and Similar Products, E	0	
781	781 Activities of Employment Placement Agencies	4	0.2%
782	782 Human Resources Provision Activities	1	0.0%
790	790 Travel agency, Tour Operator, Reservation Service and Re	7	0.3%
800	800 Security and Investigation Activities	6	0.2%
811	811 Combined Facilities Support Activities	1	0.0%

m3s115a20: 115a-2.(September 2014-now)Job 1:What is the name of the company/ organization of this job and what are the main businesses or services?

Value	Label	Cases	Percentage
812	812 Cleaning Activities	3	0.1%
813	813 Landscape Care and Maintenance Service Activities	0	
820	820 Office Administrative and Support Activities	4	0.2%
831	831 Public Administration	28	1.1%
832	832 Defence Activities	7	0.3%
833	833 Compulsory Social Security Activities	0	
840	840 Activities of Extraterritorial Organizations and Bodies	0	
851	851 Pre-primary Education	11	0.4%
852	852 Primary Education	13	0.5%
853	853 Junior High Education	8	0.3%
854	854 Senior Secondary Education	8	0.3%
855	855 Higher Education	22	0.9%
856	856 Special Education	0	
858	858 Educational Support Activities	1	0.0%
859	859 Other Education	16	0.6%
861	861 Hospital Activities	24	0.9%
862	862 Clinic Activities	8	0.3%
869	869 Other Human Health Activities	4	0.2%
870	870 Residential Care Activities	3	0.1%
880	880 Social Work Activities without Accommodation	7	0.3%
901	901 Artistic Creation	0	
902	902 Performing Arts	0	
903	903 Support Activities to Creative and Performing Arts	2	0.1%
910	910 Libraries, Archives, Museums and Other Cultural Activiti	0	
920	920 Gambling and Betting Activities	1	0.0%
931	931 Sports Activities	2	0.1%
932	932 Amusement and Recreation Activities	10	0.4%
941	941 Activities of Religious Organizations	1	0.0%
942	942 Activities of Business, Employers, Professional Membersh	3	0.1%
949	949 Activities of Other Membership Organizations	5	0.2%
951	951 Maintenance and Repair of Motor Vehicles and Motor Vehic	5	0.2%
952	952 Repair of Computers, Communication Equipment and Electro	1	0.0%
959	959 Maintenance and Repair of Other Personal and Household G	0	
961	961 Washing and (Dry-) Cleaning of Textile and Fur Products	0	
962	962 Beauty Treatment	9	0.4%
963	963 Funeral and Related Activities	1	0.0%
964	964 Activities of Households as Employers of Domestic Person	0	
969	969 Other Personal Service Activities Not Elsewhere Classifi	3	0.1%
994	994 irregular	0	
995	995 Overseas	0	
997	997 Don't know	1	0.0%
998	998 Refuse to answer	11	0.4%
999	999 missing	9	0.4%

Warning: these figures indicate the number of cases found in the data file. They cannot be interpreted as summary statistics of the population of interest.

m3s115a30: 115a-3.(September 2014-now)Job 1:What was the title and content of this job?

Information	[Type= continuous] [Format=numeric] [Range= 0-9999] [Missing=*]
Statistics [NW/ W]	[Valid=2551 /-] [Invalid=0 /-]

Value	Label	Cases	Percentage
0	0 Skip	1501	58.8%
100	0100 Armed Forces Occupations	7	0.3%
1000	1000 Legislators, Senior Officials and Managers	0	
1100	1100 Legislators, Senior Officials and Chief Executives	0	
1110	1110 Legislators and Senior Officials	0	
1111	1111 Legislators	0	
1112	1112 Senior Government Officials	0	
1113	1113 Senior Officials of Special-Interest Organizations	0	
1120	1120 Managing Directors and Chief Executives	1	0.0%
1200	1200 Administrative and Commercial Managers	0	
1210	1210 Business Services and Administration Managers	0	
1211	1211 Finance Managers	1	0.0%
1212	1212 Human Resource Managers	0	
1219	1219 Other Business Services and Administration Managers	2	0.1%
1220	1220 Sales, Marketing and Development Managers	0	
1221	1221 Sales and Marketing Managers	5	0.2%
1222	1222 Advertising and Public Relations Managers	1	0.0%
1223	1223 Research and Development Managers	3	0.1%
1300	1300 Production and Specialized Services Managers	0	
1310	1310 Production Managers in Agriculture, Forestry and Fisher	0	
1320	1320 Mining, Manufacturing, Construction, and Distribution M	0	
1321	1321 Mining Managers	0	
1322	1322 Manufacturing Managers	1	0.0%
1323	1323 Construction Managers	1	0.0%
1324	1324 Supply, Distribution and Storage Managers	2	0.1%
1330	1330 Information and Communications Technology Service Manag	1	0.0%
1340	1340 Professional Services Managers	0	
1341	1341 Health Service Managers	0	
1342	1342 Aged Care Service Managers	0	
1343	1343 Social Welfare Managers	0	
1344	1344 Education Managers	0	
1345	1345 Financial and Insurance Services Branch Managers	1	0.0%
1349	1349 Other Professional Services Managers	0	
1400	1400 Hospitality, Retail and Other Establishments Services M	0	
1410	1410 Hotel and Restaurant Managers	0	
1411	1411 Hotel Managers	2	0.1%
1412	1412 Restaurant Managers	6	0.2%
1420	1420 Wholesale and Retail Trade Managers	2	0.1%
1490	1490 Other Establishment Services Managers	0	
1491	1491 Sports, Recreation and Cultural Center Managers	0	
1499	1499 Establishment Services Managers Not Elsewhere Classifie	0	
2000	2000 Professionals	0	
2100	2100 Science and Engineering Professionals	0	

m3s115a30: 115a-3.(September 2014-now)Job 1:What was the title and content of this job?

Value	Label	Cases	Percentage
2110	2110 Physical, Chemical and Earth Science Professionals	0	
2111	2111 Physicists and Astronomers	3	0.1%
2112	2112 Meteorologists	0	
2113	2113 Chemists	1	0.0%
2114	2114 Geologists and Geophysicists	0	
2120	2120 Mathematicians, Actuaries and Statisticians	1	0.0%
2130	2130 Life Science Professionals	0	
2131	2131 Biologists, Botanists, Zoologists and Related Professio	0	
2132	2132 Agriculture, Forestry and Fishery Professionals	1	0.0%
2133	2133 Environmental Protection Professionals	1	0.0%
2140	2140 Engineering Professionals (Excluding Electrotechnology)	0	
2141	2141 Industrial and Production Engineers	5	0.2%
2142	2142 Civil Engineers	2	0.1%
2143	2143 Environmental Engineers	0	
2144	2144 Mechanical Engineers	4	0.2%
2145	2145 Chemical Engineers	2	0.1%
2146	2146 Mining Engineers, Metallurgists and Related Professiona	0	
2149	2149 Other Engineering Professionals	1	0.0%
2150	2150 Electrotechnology Engineers	0	
2151	2151 Electrical Engineers	3	0.1%
2152	2152 Electronics Engineers	25	1.0%
2153	2153 Telecommunications Engineers	1	0.0%
2160	2160 Architects, Planners and Surveyors	0	
2161	2161 Building Architects	1	0.0%
2162	2162 Town and Traffic Planners	2	0.1%
2163	2163 Surveyors and Cartographers	3	0.1%
2170	2170 Designers	0	
2171	2171 Interior Architects	9	0.4%
2172	2172 Graphic and Multimedia Designers	7	0.3%
2173	2173 Product and Garment Designers	2	0.1%
2200	2200 Health Professionals	0	
2210	2210 Medical Doctors	2	0.1%
2220	2220 Nursing and Midwifery Professionals	11	0.4%
2230	2230 Dentists	3	0.1%
2240	2240 Doctors of Chinese Medicine	0	
2250	2250 Veterinarians	0	
2260	2260 Pharmacists	1	0.0%
2290	2290 Other Health Professionals	0	
2291	2291 Environmental and Occupational Health and Hygiene Profe	0	
2292	2292 Physiotherapists	1	0.0%
2293	2293 Dieticians and Nutritionists	1	0.0%
2294	2294 Audiologists and Speech Therapists	0	
2295	2295 Occupational Therapists	0	
2299	2299 Health Professionals Not Elsewhere Classified	1	0.0%
2300	2300 Teaching Professionals	0	

m3s115a30: 115a-3.(September 2014-now)Job 1:What was the title and content of this job?

Value	Label	Cases	Percentage
2310	2310 Higher Education Teachers	4	0.2%
2320	2320 Secondary Education Teachers	10	0.4%
2330	2330 Primary School and Early Childhood Teachers	0	
2331	2331 Primary School Teachers	8	0.3%
2332	2332 Early Childhood Educators	11	0.4%
2340	2340 Special Education Teachers	2	0.1%
2390	2390 Other Teaching Professionals	0	
2391	2391 Language Teachers(Excluding School Teachers)	5	0.2%
2392	2392 Music Teachers(Excluding School Teachers)	1	0.0%
2393	2393 Arts Teachers(Excluding School Teachers)	1	0.0%
2394	2394 Information Technology Trainers	0	
2395	2395 Cram School Teachers for Schoolwork and Employment Elig	3	0.1%
2399	2399 Teaching Professionals Not Elsewhere Classified	5	0.2%
2400	2400 Business and Administration Professionals	0	
2410	2410 Finance Professionals	0	
2411	2411 Accounting Professionals	7	0.3%
2412	2412 Financial and Investment Advisers	7	0.3%
2420	2420 Administration Professionals	0	
2421	2421 Organization and Policy Administration Professionals	2	0.1%
2422	2422 Personnel, Training and Staff Development Professionals	3	0.1%
2430	2430 Marketing, Public Relations and Technical Sales Profess	0	
2431	2431 Advertising and Marketing Professionals	29	1.1%
2432	2432 Public Relations Professionals	3	0.1%
2433	2433 Information and Communications Technology Sales Profess	1	0.0%
2434	2434 Medical and Other Technical Sales Professionals	2	0.1%
2500	2500 Information and Communications Technology Professionals	0	
2510	2510 Software and Applications Developers and Analysts	0	
2511	2511 Systems Analysts and Designers	1	0.0%
2512	2512 Software Developers and Programmers	34	1.3%
2513	2513 Web and Multimedia Developers	3	0.1%
2519	2519 Other Software and Applications Developers and Analysts	2	0.1%
2520	2520 Database and Network Professionals	0	
2521	2521 Database Designers and Administrators	3	0.1%
2522	2522 Systems Administrators	6	0.2%
2523	2523 Computer Network Professionals	2	0.1%
2529	2529 Other Database and Network Professionals	2	0.1%
2600	2600 Legal, Social and Cultural Professionals	0	
2610	2610 Legal Professionals	0	
2611	2611 Lawyers and Public Advocates	4	0.2%
2612	2612 Judges	0	
2613	2613 Public Prosecutors	0	
2619	2619 Other Legal Professionals	4	0.2%
2620	2620 Archivists, Curators and Librarians	0	
2621	2621 Archivists and Curators	0	
2622	2622 Librarians and Related Information Professionals	0	

m3s115a30: 115a-3.(September 2014-now)Job 1:What was the title and content of this job?

Value	Label	Cases	Percentage
2630	2630 Social and Religious Professionals	0	
2631	2631 Economists	2	0.1%
2632	2632 Sociologists, Anthropologists and Related Professionals	0	
2633	2633 Philosophers, Historians and Political Scientists	1	0.0%
2634	2634 Psychologists	0	
2635	2635 Social Work Professionals	5	0.2%
2636	2636 Religious Professionals	0	
2640	2640 Authors, Journalists and Linguists	0	
2641	2641 Authors and Related Writers	7	0.3%
2642	2642 Journalists	5	0.2%
2643	2643 Linguists, Translators and Interpreters	1	0.0%
2650	2650 Creative and Performing Artists	0	
2651	2651 Visual Artists	0	
2652	2652 Musicians, Singers and Composers	1	0.0%
2653	2653 Dancers and Choreographers	0	
2654	2654 Film, Stage and Related Directors and Producers	1	0.0%
2655	2655 Actors	1	0.0%
2656	2656 Announcers On Radio, Television and Other Media	0	
2659	2659 Other Creative and Performing Artists	0	
3000	3000 Technicians and Associate Professionals	0	
3100	3100 Science and Engineering Associate Professionals	0	
3110	3110 Physical, Chemical and Engineering Science Technicians	0	
3111	3111 Physical and Chemical Science Technicians	1	0.0%
3112	3112 Civil Engineering Technicians	1	0.0%
3113	3113 Electrical Engineering Technicians	1	0.0%
3114	3114 Electronics Engineering Technicians	6	0.2%
3115	3115 Mechanical Engineering Technicians	6	0.2%
3116	3116 Chemical Engineering Technicians	1	0.0%
3117	3117 Industrial and Production Technicians	0	
3118	3118 Draughtspersons	2	0.1%
3119	3119 Other Engineering Science Technicians	1	0.0%
3120	3120 Mining, Manufacturing and Construction Supervisors	0	
3121	3121 Mining Supervisors	0	
3122	3122 Manufacturing Supervisors	4	0.2%
3123	3123 Construction Supervisors	3	0.1%
3130	3130 Process Control Technicians	0	
3131	3131 Power Production Plant Operators	0	
3132	3132 Incinerator ,Water Treatment and Related Plant Operator	1	0.0%
3133	3133 Chemical Processing Plant Controllers	0	
3134	3134 Petroleum and Natural Gas Refining Plant Operators	0	
3135	3135 Metal Production Process Controllers	0	
3139	3139 Other Process Control Technicians	3	0.1%
3140	3140 Life Science Technicians and Related Associate Professors	0	
3141	3141 Life Science Technicians	5	0.2%
3142	3142 Agricultural, Forestry and Fishery Technicians and Popu	1	0.0%

m3s115a30: 115a-3.(September 2014-now)Job 1:What was the title and content of this job?

Value	Label	Cases	Percentage
3150	3150 Ship and Aircraft Controllers and Related Technicians	0	
3151	3151 Ships' Engineers	0	
3152	3152 Ships' Deck Officers and Pilots	0	
3153	3153 Aircraft Pilots and Related Associate Professionals	0	
3154	3154 Air Traffic Controllers	0	
3155	3155 Air Traffic Safety Electronics Technicians	0	
3200	3200 Health Associate Professionals	0	
3210	3210 Medical and Pharmaceutical Technicians	0	
3211	3211 Medical Imaging and Therapeutic Equipment Technicians	2	0.1%
3212	3212 Medical and Pathology Laboratory Technicians	4	0.2%
3213	3213 Pharmaceutical Technicians and Assistants	4	0.2%
3214	3214 Medical and Dental Prosthetic Technicians	0	
3220	3220 Nursing Associate Professionals	0	
3230	3230 Traditional Medicine Technicians	0	
3240	3240 Veterinary Associate Professionals	1	0.0%
3290	3290 Other Health Associate Professionals	0	
3291	3291 Dental Assistants and Therapists	0	
3292	3292 Medical Records and Health Information Technicians	1	0.0%
3293	3293 Dispensing Opticians	1	0.0%
3294	3294 Physiotherapy Technicians and Assistants	0	
3295	3295 Environmental and Occupational Health Technicians	4	0.2%
3296	3296 Ambulance Workers	0	
3299	3299 Health Associate Professionals Not Elsewhere Classified	2	0.1%
3300	3300 Business and Administration Associate Professionals	0	
3310	3310 Financial and Mathematical Associate Professionals	0	
3311	3311 Securities and Finance Dealers and Brokers	5	0.2%
3312	3312 Credit and Loans Officers	2	0.1%
3313	3313 Accounting Associate Professionals	7	0.3%
3314	3314 Statistical, Mathematical and Actuarial Associate Profe	4	0.2%
3315	3315 Valuers and Loss Assessors	1	0.0%
3320	3320 Sales and Purchasing Agents and Brokers	0	
3321	3321 Insurance Representatives	6	0.2%
3322	3322 Commercial Sales Representatives	62	2.4%
3323	3323 Buyers	17	0.7%
3324	3324 Trade Brokers	0	
3330	3330 Business Services Agents	0	
3331	3331 Clearing and Forwarding Agents	1	0.0%
3332	3332 Conference and Event Planners	8	0.3%
3333	3333 Employment Agents and Contractors	0	
3334	3334 Real Estate Agents and Property Managers	12	0.5%
3339	3339 Other Business Services Agents	0	
3340	3340 Office Supervisors and Specialized Secretaries	0	
3341	3341 Office Supervisors	9	0.4%
3342	3342 Specialized Secretaries	5	0.2%
3350	3350 Regulatory Government Associate Professionals	0	

m3s115a30: 115a-3.(September 2014-now)Job 1:What was the title and content of this job?

Value	Label	Cases	Percentage
3351	3351 Customs and Border Inspectors	0	
3352	3352 Government Tax and Excise Officials	0	
3353	3353 Government Social Benefits Officials	1	0.0%
3354	3354 Government Licensing Officials	1	0.0%
3355	3355 Police Inspectors	0	
3359	3359 Other Government Regulatory Associate Professionals	4	0.2%
3400	3400 Legal, Social, Cultural and Related Associate Professio	0	
3410	3410 Legal, Social and Religious Associate Professionals	0	
3411	3411 Legal and Related Associate Professionals	3	0.1%
3412	3412 Social Work Associate Professionals	6	0.2%
3413	3413 Religious Associate Professionals	0	
3420	3420 Sports and Fitness Workers	0	
3421	3421 Athletes and Sports Players	0	
3422	3422 Sports, Fitness and Recreation Instructors	3	0.1%
3430	3430 Artistic, Cultural and Culinary Associate Professionals	0	
3431	3431 Photographers	0	
3432	3432 Gallery, Library and Museum Associate Professionals	0	
3433	3433 Chefs	0	
3439	3439 Other Artistic and Cultural Associate Professionals	2	0.1%
3500	3500 Information and Communications Technicians	0	
3510	3510 Information and Communications Technology Technicians	0	
3511	3511 Information and Communications Technology Operations Te	1	0.0%
3512	3512 Information and Communications Technology User Support	2	0.1%
3513	3513 Computer Network and Systems Technicians	3	0.1%
3514	3514 Web Technicians	0	
3520	3520 Telecommunications and Broadcasting Technicians	0	
3521	3521 Broadcasting and Audio-Visual Technicians	1	0.0%
3522	3522 Telecommunications Engineering Technicians	0	
4000	4000 Clerical Support Workers	0	
4100	4100 General And Keyboard Clerks	0	
4110	4110 General Office Clerks	58	2.3%
4120	4120 Clerical Secretaries	16	0.6%
4130	4130 Keyboard Operator and Related Clerks	9	0.4%
4200	4200 Customer Services Clerks	0	
4210	4210 Tellers, Debt-Collectors and Related Clerks	0	
4211	4211 Bank Tellers and Related Clerks	5	0.2%
4212	4212 Bookmakers, Croupiers and Related Gaming Workers	0	
4213	4213 Pawnbrokers and Money-Lenders	0	
4214	4214 Debt-Collectors and Related Workers	1	0.0%
4220	4220 Client Information Workers	0	
4221	4221 Travel Consultants and Clerks	5	0.2%
4222	4222 Receptionists and Information Counter Clerks	16	0.6%
4223	4223 Telephone Switchboard Operators	0	
4224	4224 Contact Center Information Clerks	6	0.2%
4225	4225 Survey And Market Research Interviewers	1	0.0%

m3s115a30: 115a-3.(September 2014-now)Job 1:What was the title and content of this job?

Value	Label	Cases	Percentage
4229	4229 Other Client Information Workers	2	0.1%
4300	4300 Accounting, Production, Transport and Related Clerks	0	
4310	4310 Accounting, Statistical and Related Clerks	0	
4311	4311 Accounting and Bookkeeping Clerks	25	1.0%
4312	4312 Statistical, Finance and Insurance Clerks	2	0.1%
4320	4320 Production, Transport and Related Clerks	0	
4321	4321 Stock Clerks	10	0.4%
4322	4322 Production Clerks	9	0.4%
4323	4323 Transport Clerks	4	0.2%
4900	4900 Other Clerical Support Workers	0	
4910	4910 Personnel Clerks	5	0.2%
4990	4990 Clerical Support Workers Not Elsewhere Classified	0	
4991	4991 Library Clerks	0	
4992	4992 Mail Sorting Clerks and Carriers	0	
4993	4993 Coding, Proof-Reading and Related Clerks	0	
4994	4994 Filing and Copying Clerks	0	
4995	4995 Education and Related Clerks	5	0.2%
4999	4999 Other Clerical Support Workers Not Elsewhere Classified	5	0.2%
5000	5000 Service and Sales Workers	0	
5100	5100 Personal Service Workers	0	
5110	5110 Travel Attendants and Related Workers	0	
5111	5111 Flight Attendants and Ship Stewards	1	0.0%
5112	5112 Transport Conductors	0	
5113	5113 Travel Guides	2	0.1%
5120	5120 Cooks	22	0.9%
5130	5130 Food Service Workers	0	
5131	5131 Bartenders	9	0.4%
5139	5139 Other Food Service Workers	22	0.9%
5140	5140 Hairdressers, Beauticians, Modeling Designers and Relat	10	0.4%
5150	5150 Building and Housekeeping Supervisors	0	
5151	5151 Building Caretakers	0	
5152	5152 Domestic Housekeepers	1	0.0%
5159	5159 Other Establishment Housekeepers	0	
5190	5190 Other Personal Service Workers	0	
5191	5191 Astrologers, Fortune-Tellers and Related Workers	0	
5192	5192 Undertakers and Related Workers	0	
5193	5193 Pet Groomers and Animal Care Workers	2	0.1%
5194	5194 Driving Instructors	1	0.0%
5199	5199 Personal Service Workers Not Elsewhere Classified	2	0.1%
5200	5200 Sales Workers and Demonstrators	0	
5210	5210 Street and Market Salespersons	0	
5211	5211 Stall and Market Salespersons	3	0.1%
5212	5212 Street Food Salespersons	2	0.1%
5220	5220 Shop Salespersons	61	2.4%
5230	5230 Cashiers and Ticket Clerks	2	0.1%

m3s115a30: 115a-3.(September 2014-now)Job 1:What was the title and content of this job?

Value	Label	Cases	Percentage
5290	5290 Other Sales Workers and Demonstrators	0	
5291	5291 Fashion and Other Models	0	
5292	5292 Sales Demonstrators	2	0.1%
5293	5293 Door to Door Salespersons	1	0.0%
5294	5294 Contact Center Salespersons	8	0.3%
5295	5295 Service Station Attendants	1	0.0%
5296	5296 Food Service Counter Attendants	2	0.1%
5299	5299 Sales Workers Not Elsewhere Classified	2	0.1%
5300	5300 Personal Care Workers	0	
5310	5310 Child Care Workers	2	0.1%
5320	5320 Personal Care Workers in Health Services	1	0.0%
5400	5400 Protective Services Workers	0	
5401	5401 Firefighters	0	
5402	5402 Police Officers	0	
5403	5403 Bailiff and Correctional Officers	0	
5404	5404 Security Guards	7	0.3%
5409	5409 Other Protective Services Workers	1	0.0%
6000	6000 Skilled Agricultural, Forestry and Fishery Workers	0	
6010	6010 Agronomic and Garden Crop Growers	1	0.0%
6020	6020 Animal Producers	0	
6021	6021 Livestock Producers	0	
6022	6022 Poultry Producers	0	
6023	6023 Apiarists and Seri culturists	0	
6029	6029 Other Animal Producers	0	
6030	6030 Mixed Crop and Animal Producers	0	
6040	6040 Forestry and Related Workers	0	
6050	6050 Fishery Workers	0	
6051	6051 Aquaculture Workers	1	0.0%
6052	6052 Inland and Coastal Waters Fishery Workers	0	
6053	6053 Deep-Sea Fishery Workers	0	
7000	7000 Craft and Related Trades Workers	0	
7100	7100 Building and Related Trades Workers	0	
7110	7110 Building Frame and Related Trades Workers	0	
7111	7111 Bricklayers and Related Workers	0	
7112	7112 Stonemasons, Stone Cutters and Carvers	0	
7113	7113 Concrete Placers and Related Workers	0	
7114	7114 Carpenters and Joiners	3	0.1%
7119	7119 Other Building Frame and Related Trades Workers	3	0.1%
7120	7120 Building Finishers and Related Trades Workers	0	
7121	7121 Roofers	0	
7122	7122 Floor and Wall Layers, Tile Setters	1	0.0%
7123	7123 Plasterers	4	0.2%
7124	7124 Insulation Workers	0	
7125	7125 Glaziers	0	
7126	7126 Plumbers and Pipe Fitters	1	0.0%

m3s115a30: 115a-3.(September 2014-now)Job 1:What was the title and content of this job?

Value	Label	Cases	Percentage
7127	7127 Air Conditioning and Refrigeration Mechanics	2	0.1%
7130	7130 Painters, Building Structure Cleaners and Related Trade	0	
7131	7131 Painters, Spray Painters, Varnishers and Related Worker	1	0.0%
7132	7132 Building Structure Cleaners	0	
7200	7200 Metal, Machinery and Related Trades Workers	0	
7210	7210 Metal Moulders, Welders, Sheet-Metal Workers and Relate	0	
7211	7211 Metal Moulders and Coremakers	0	
7212	7212 Welders and Flame Cutters	5	0.2%
7213	7213 Sheet-Metal Workers	0	
7214	7214 Structural-Metal Preparers and Erectors	0	
7215	7215 Riggers and Cable Splicers	0	
7220	7220 Blacksmiths, Toolmakers and Related Trades Workers	0	
7221	7221 Blacksmiths, Hammersmiths and Forging Press Workers	1	0.0%
7222	7222 Toolmakers and Related Workers	0	
7223	7223 Metal Working Machine Tool Setters and Operators	3	0.1%
7224	7224 Metal Polishers and Tool Sharpeners	0	
7230	7230 Machinery Mechanics and Repairers	0	
7231	7231 Motor Vehicle Mechanics and Repairers	4	0.2%
7232	7232 Aircraft Engine Mechanics and Repairers	0	
7233	7233 Industrial Machinery Mechanics and Repairers	2	0.1%
7234	7234 Bicycle and Related Repairers	0	
7300	7300 Handicraft and Printing Workers	0	
7310	7310 Handicraft Workers	0	
7311	7311 Precision-Instrument Makers and Repairers	1	0.0%
7312	7312 Musical Instrument Makers and Tuners	0	
7313	7313 Jewellery and Precious-metal Workers	0	
7314	7314 Potters and Related Workers	0	
7315	7315 Glass Makers, Cutters, Grinders and Finishers	0	
7316	7316 Sign Writers, Decorative Painters, Engravers and Etcher	0	
7317	7317 Handicraft Workers in Wood, Bamboo, Rattan and Related	0	
7318	7318 Handicraft Workers in Textile, Leather and Related Mate	0	
7319	7319 Other Handicraft Workers	0	
7320	7320 Printing Trades Workers	0	
7321	7321 Pre-Press Technicians	1	0.0%
7322	7322 Printers	2	0.1%
7323	7323 Print Binding and Related Workers	0	
7400	7400 Electrical and Electronic Trades Workers	0	
7410	7410 Electrical Equipment Installers and Repairers	0	
7411	7411 Building and Related Electricians	6	0.2%
7412	7412 Electrical Mechanics and Fitters	0	
7413	7413 Electrical Line Installers and Repairers	2	0.1%
7420	7420 Electronic Equipment Installers and Repairers	0	
7421	7421 Information and Communications Technology Installers an	5	0.2%
7429	7429 Other Electronic Equipment Installers and Repairers	2	0.1%
7900	7900 Other Craft and Related Trades Workers	0	

m3s115a30: 115a-3.(September 2014-now)Job 1:What was the title and content of this job?

Value	Label	Cases	Percentage
7910	7910 Food Processing and Related Trades Workers	0	
7911	7911 Butchers, Fishmongers and Related Food Preparers	3	0.1%
7912	7912 Bakers, Pastry-cooks and Confectionery Makers	7	0.3%
7913	7913 Dairy-Products Makers	0	
7914	7914 Fruit, Vegetable and Related Preservers	0	
7915	7915 Food and Beverage Tasters and Graders	2	0.1%
7919	7919 Other Food Processing and Related Trades Workers	0	
7920	7920 Wood Treaters, Cabinet-makers and Related Trades Worker	0	
7921	7921 Wood Dryer Tenders and Preservers	0	
7922	7922 Cabinet-makers and Related Workers	1	0.0%
7923	7923 Woodworking-Machine Tool Setters and Operators	0	
7930	7930 Garment and Related Trades Workers	0	
7931	7931 Tailors, Dressmakers, Furriers and Hatters	0	
7932	7932 Garment and Related Patternmakers and Cutters	0	
7933	7933 Sewers, Embroiderers and Related Workers	1	0.0%
7934	7934 Pelt Dressers, Tanners and Fellmongers	0	
7935	7935 Shoemakers and Related Workers	0	
7990	7990 Craft and Related Workers Not Elsewhere Classified	0	
7991	7991 Underwater Divers	0	
7992	7992 Shotfirers and Blasters	0	
7993	7993 Product Graders and Testers (Except Foods and Beverages	6	0.2%
7994	7994 Fumigators and Other Pest and Weed Controllers	0	
7999	7999 Other Craft and Related Workers Not Elsewhere Classifie	2	0.1%
8000	8000 Plant and Machine Operators, and Assemblers	0	
8100	8100 Stationary Plant and Machine Operators	0	
8110	8110 Mining and Mineral Processing Plant Operators	0	
8111	8111 Miners and Quarriers	0	
8112	8112 Mineral and Stone Processing Plant Operators	0	
8113	8113 Well Drillers and Related Workers	0	
8114	8114 Cement, Stone and Other Mineral Products Machine Operat	0	
8120	8120 Metal Processing and Finishing Plant Operators	0	
8121	8121 Metal Processing Plant Operators	5	0.2%
8122	8122 Metal Plating and Coating Machine Operators	2	0.1%
8130	8130 Chemical and Photographic Products Plant and Machine Op	0	
8131	8131 Pharmaceutical and Toiletry Products Machine Operators	0	
8132	8132 Photographic Products Machine Operators	0	
8139	8139 Other Chemical Products Plant and Machine Operators	0	
8140	8140 Rubber, Plastic and Paper Products Machine Operators	0	
8141	8141 Rubber Products Machine Operators	1	0.0%
8142	8142 Plastic Products Machine Operators	3	0.1%
8143	8143 Paper Products Machine Operators	1	0.0%
8150	8150 Textile, Fur and Leather Products Machine Operators	0	
8151	8151 Fibre Preparing, Spinning and Winding Machine Operators	0	
8152	8152 Weaving and Knitting Machine Operators	0	
8153	8153 Sewing Machine Operators	0	

m3s115a30: 115a-3.(September 2014-now)Job 1:What was the title and content of this job?

Value	Label	Cases	Percentage
8154	8154 Fabric Bleaching, Dyeing and Cleaning Machine Operators	0	
8155	8155 Fur and Leather Preparing Machine Operators	0	
8156	8156 Shoemaking and Related Machine Operators	0	
8157	8157 Laundry Machine Operators	0	
8159	8159 Other Textile, Fur and Leather Products Machine Operato	0	
8160	8160 Food and Related Products Machine Operators	2	0.1%
8170	8170 Wood Processing and Papermaking Plant Operators	0	
8171	8171 Wood Processing Plant Operators	1	0.0%
8172	8172 Pulp and Papermaking Plant Operators	0	
8190	8190 Other Stationary Plant and Machine Operators	0	
8191	8191 Glass and Ceramics Plant Operators	0	
8192	8192 Steam Engine and Boiler Operators	0	
8193	8193 Packing and Related Machine Operators	0	
8199	8199 Stationary Plant and Machine Operators Not Elsewhere CI	4	0.2%
8200	8200 Assemblers	0	
8201	8201 Mechanical Machinery Assemblers	2	0.1%
8202	8202 Electrical and Electronic Equipment Assemblers	3	0.1%
8209	8209 Other Assemblers	2	0.1%
8300	8300 Drivers and Mobile Plant Operators	0	
8310	8310 Locomotive Engine Drivers and Related Workers	0	
8311	8311 Locomotive Engine Drivers	0	
8312	8312 Railway Brake, Signal and Switch Operators	0	
8320	8320 Motorcycle, Car and Van Drivers	0	
8321	8321 Motorcycle Drivers	2	0.1%
8322	8322 Car and Van Drivers	9	0.4%
8330	8330 Bus and Heavy Truck Drivers	0	
8331	8331 Bus Drivers	1	0.0%
8332	8332 Heavy Truck and Lorry Drivers	3	0.1%
8340	8340 Mobile Plant Operators	0	
8341	8341 Mobile Farm and Forestry Plant Operators	0	
8342	8342 Earthmoving and Related Plant Operators	1	0.0%
8343	8343 Crane, Hoist and Related Plant Operators	0	
8349	8349 Other Mobile Plant Operators	0	
8350	8350 Ships' deck Crews and Related Workers	0	
9000	9000 Elementary Labourers	0	
9100	9100 Cleaners and Helpers	0	
9110	9110 Cleaners and Helpers in Domestic and Related Establishm	0	
9111	9111 Domestic Cleaners and Helpers	0	
9112	9112 Cleaners and Helpers in Offices, Hotels and Related Est	4	0.2%
9190	9190 Other Hand Cleaning Workers	0	
9191	9191 Vehicle Cleaners	2	0.1%
9192	9192 Window Cleaners	1	0.0%
9199	9199 Hand Cleaning Workers Not Elsewhere Classified	0	
9200	9200 Agricultural, Forestry and Fishery Labourers	0	
9201	9201 Agricultural Labourers	4	0.2%

m3s115a30: 115a-3.(September 2014-now)Job 1:What was the title and content of this job?

Value	Label	Cases	Percentage
9202	9202 Forestry Labourers	0	
9203	9203 Fishery and Aquaculture Labourers	0	
9300	9300 Labourers In Mining, Construction, Manufacturing and Tr	0	
9310	9310 Mining and Construction Labourers	0	
9311	9311 Mining and Quarrying Labourers	0	
9312	9312 Civil Engineering and Building Construction Labourers	2	0.1%
9320	9320 Manufacturing Labourers	3	0.1%
9330	9330 Transport and Storage Labourers	2	0.1%
9400	9400 Street Service Workers and No-Food Vendors	0	
9401	9401 Street and Related Service Workers	0	
9402	9402 Street Vendors(Excluding Food)	0	
9500	9500 Refuse Workers, Sweepers and Related Workders	0	
9501	9501 Garbage and Recycling Collectors and Refuse Sorters	1	0.0%
9502	9502 Sweepers and Related Labourers	0	
9900	9900 Other Elementary Labourers	0	
9901	9901 Food Preparation Helpers	4	0.2%
9902	9902 Meter Readers and Vending-Machine Collectors	0	
9909	9909 Elementary Labourers not Elsewhere Classified	0	
9997	9997 Don't know	1	0.0%
9998	9998 Refuse to answer	11	0.4%
9999	9999 missing	9	0.4%

Warning: these figures indicate the number of cases found in the data file. They cannot be interpreted as summary statistics of the population of interest.

m3s115a40: 115a-4.(September 2014-now)Job 1:Which of the following job titles corresponds with this job?

Information	[Type= discrete] [Format=numeric] [Range= 0-99] [Missing=*]
Statistics [NW/ W]	[Valid=2551 /-] [Invalid=0 /-]

Value	Label	Cases	Percentage
0	(0)Skip	1501	58.8%
1	(01)Government departments	47	1.8%
2	(02)Public school	41	1.6%
3	(03)Private school	16	0.6%
4	(04)Public enterprises	13	0.5%
5	(05)private enterprises or instituttions (including civil as	838	32.8%
6	(06)Non-profit(or non-governmental) organizations	30	1.2%
7	(07)work for myself, hire people	15	0.6%
8	(08)work for myself, don't hire	14	0.5%
9	(09) Help family business, with salary	14	0.5%
10	(10) Help family business, without salary	0	
11	(11) Compulsory service, alternative service, and research a	1	0.0%
97	(97)Don't know	1	0.0%
98	(98)Refuse to answer	11	0.4%
99	(99)missing	9	0.4%

Warning: these figures indicate the number of cases found in the data file. They cannot be interpreted as summary statistics of the population of interest.

m3s115a50: 115a-5.(September 2014-now)Job 1:What was the job identity of this job?

Information	[Type= discrete] [Format=numeric] [Range= 0-99] [Missing=*]
--------------------	---

# m3s115a50: 115a-5.(September 2014-now)Job 1:What was the job identity of this job?			
Statistics [NW/ W]		[Valid=2551 /-] [Invalid=0 /-]	
Value	Label	Cases	Percentage
0	(0)Skip	1502	58.9%
1	(01)Formal staff	878	34.4%
2	(02)Regular contract stuff	89	3.5%
3	(03)Temporary employment	45	1.8%
4	(04)Dispatch labor	8	0.3%
5	(05)Household OEM (original equipment manufacturer)	0	
6	(06)Outsourced (or contracted) personnel (outsourcers or can	1	0.0%
7	(07)Other	7	0.3%
97	(97)Don't know	1	0.0%
98	(98)Refuse to answer	11	0.4%
99	(99)missing	9	0.4%
<i>Warning: these figures indicate the number of cases found in the data file. They cannot be interpreted as summary statistics of the population of interest.</i>			
# m3s115a60: 115a-6.(September 2014-now)Job 1:How many people work in this company/organization?			
Information		[Type= discrete] [Format=numeric] [Range= 0-99] [Missing=*]	
Statistics [NW/ W]		[Valid=2551 /-] [Invalid=0 /-]	
Value	Label	Cases	Percentage
0	(0)Skip	1502	58.9%
1	(01)1(did not hire people)	15	0.6%
2	(02)2~4	82	3.2%
3	(03)5~9	130	5.1%
4	(04)10~29	180	7.1%
5	(05)30~99	162	6.4%
6	(06)100~299	145	5.7%
7	(07)300~499	56	2.2%
8	(08)500~999	57	2.2%
9	(09)1000 or more	191	7.5%
55		1	0.0%
97	(97)Don't know	10	0.4%
98	(98)Refuse to answer	11	0.4%
99	(99)missing	9	0.4%
<i>Warning: these figures indicate the number of cases found in the data file. They cannot be interpreted as summary statistics of the population of interest.</i>			
# m3s115a70: 115a-7.(September 2014-now)Job 1:Did you manage people in your position? How many people did you manage?			
Information		[Type= discrete] [Format=numeric] [Range= 0-99] [Missing=*]	
Statistics [NW/ W]		[Valid=2551 /-] [Invalid=0 /-]	
Value	Label	Cases	Percentage
0	(0)Skip	1501	58.8%
1	(01)did not manage people	779	30.5%
2	(02)1~4	148	5.8%
3	(03)5~9	54	2.1%
4	(04)10~29	34	1.3%
5	(05)30~99	13	0.5%

m3s115a70: 115a-7.(September 2014-now)Job 1:Did you manage people in your position? How many people did you manage?

Value	Label	Cases	Percentage
6	(06)100~299	1	0.0%
7	(07)300~499	0	
8	(08)500~999	0	
9	(09)1000 or more	0	
97	(97)Don't know	1	0.0%
98	(98)Refuse to answer	11	0.4%
99	(99)missing	9	0.4%

Warning: these figures indicate the number of cases found in the data file. They cannot be interpreted as summary statistics of the population of interest.

m3s115a80: 115a-8.(September 2014-now)Job 1:(Including overtime work) How many hours a week on average did you work?

Information	[Type= continuous] [Format=numeric] [Range= 0-999] [Missing=*]
Statistics [NW/ W]	[Valid=2551 /-] [Invalid=0 /-]

Value	Label	Cases	Percentage
0	(0)Skip	1501	98.2%
997	(997)Don't know	6	0.4%
998	(998)Refuse to answer	11	0.7%
999	(999)missing	10	0.7%

Warning: these figures indicate the number of cases found in the data file. They cannot be interpreted as summary statistics of the population of interest.

m3s115a90: 115a-9.(September 2014-now)Job 1:What is the average monthly salary of this job?

Information	[Type= continuous] [Format=numeric] [Range= 0-9999999] [Missing=*]
Statistics [NW/ W]	[Valid=2551 /-] [Invalid=0 /-]

Value	Label	Cases	Percentage
0	(0)Skip	1502	98.2%
9999997	(9999997)Don't know	3	0.2%
9999998	(9999998)Refuse to answer	13	0.9%
9999999	(9999999)missing	11	0.7%

Warning: these figures indicate the number of cases found in the data file. They cannot be interpreted as summary statistics of the population of interest.

m3s115b11: 115b-1.(September 2014-now)Job 2:When did you start this job?year

Information	[Type= discrete] [Format=numeric] [Range= 0-999] [Missing=*]
Statistics [NW/ W]	[Valid=2551 /-] [Invalid=0 /-]

Value	Label	Cases	Percentage
0	(0)Skip	2247	88.1%
94		1	0.0%
98		2	0.1%
99		1	0.0%
100		1	0.0%
101		1	0.0%
102		6	0.2%
103		18	0.7%
104		126	4.9%
105		109	4.3%
106		16	0.6%

# m3s115b11: 115b-1.(September 2014-now)Job 2:When did you start this job?year			
Value	Label	Cases	Percentage
997	(997)Don't know	4	0.2%
998	(998)Refuse to answer	11	0.4%
999	(999)missing	8	0.3%
<i>Warning: these figures indicate the number of cases found in the data file. They cannot be interpreted as summary statistics of the population of interest.</i>			
# m3s115b12: 115b-1.(September 2014-now)Job 2:When did you start this job?month			
Information	[Type= discrete] [Format=numeric] [Range= 0-99] [Missing=*]		
Statistics [NW/ W]	[Valid=2551 /-] [Invalid=0 /-]		
Value	Label	Cases	Percentage
0		2247	88.1%
1		27	1.1%
2		17	0.7%
3		27	1.1%
4		22	0.9%
5		32	1.3%
6		26	1.0%
7		25	1.0%
8		22	0.9%
9		27	1.1%
10		19	0.7%
11		21	0.8%
12		15	0.6%
97		5	0.2%
98		11	0.4%
99		8	0.3%
<i>Warning: these figures indicate the number of cases found in the data file. They cannot be interpreted as summary statistics of the population of interest.</i>			
# m3s115b13: 115b-1.(September 2014-now)Job 2:When did you end this job?year			
Information	[Type= discrete] [Format=numeric] [Range= 0-999] [Missing=*]		
Statistics [NW/ W]	[Valid=2551 /-] [Invalid=0 /-]		
Value	Label	Cases	Percentage
0	(0)Skip	2247	88.1%
96		1	0.0%
99		1	0.0%
101		1	0.0%
103		6	0.2%
104		30	1.2%
105		115	4.5%
106		126	4.9%
107		2	0.1%
997	(997)Don't know	3	0.1%
998	(998)Refuse to answer	11	0.4%
999	(999)missing	8	0.3%
<i>Warning: these figures indicate the number of cases found in the data file. They cannot be interpreted as summary statistics of the population of interest.</i>			

# m3s115b14: 115b-1.(September 2014-now)Job 2:When did you end this job?month			
Information		[Type= discrete] [Format=numeric] [Range= 0-99] [Missing=*]	
Statistics [NW/ W]		[Valid=2551 /-] [Invalid=0 /-]	
Value	Label	Cases	Percentage
0		2247	88.1%
1		11	0.4%
2		28	1.1%
3		22	0.9%
4		21	0.8%
5		22	0.9%
6		28	1.1%
7		37	1.5%
8		23	0.9%
9		25	1.0%
10		20	0.8%
11		19	0.7%
12		26	1.0%
97		3	0.1%
98		11	0.4%
99		8	0.3%
<i>Warning: these figures indicate the number of cases found in the data file. They cannot be interpreted as summary statistics of the population of interest.</i>			
# m3s115b20: 115b-2.(September 2014-now)Job 2:What is the name of the company/ organization of this job and what are the main businesses or services?			
Information		[Type= continuous] [Format=numeric] [Range= 0-999] [Missing=*]	
Statistics [NW/ W]		[Valid=2551 /-] [Invalid=0 /-]	
Value	Label	Cases	Percentage
0	0 Skip	2247	88.1%
11	011 Growing of Crops	3	0.1%
12	012 Animal Husbandry	0	
13	013 Support Activities to Agricultural and Animal Husbandry	0	
20	020 Forestry	0	
31	031 Fishing	0	
32	032 Aquaculture	0	
50	050 Extraction of Crude Petroleum and Natural Gas	0	
60	060 Quarrying of Stone, Sand, Clay and Other Mining	0	
81	081 Processing and Preserving of Meat	2	0.1%
82	082 Processing and Preserving of Fish, Crustaceans and Mollu	1	0.0%
83	083 Processing and Preserving of Fruit and Vegetables	0	
84	084 Manufacture of Edible Vegetable and Animal Oils and Fats	0	
85	085 Manufacture of Dairy Products	0	
86	086 Grain Husking, Manufacture of Grain Mill Products, Starc	1	0.0%
87	087 Manufacture of Prepared Animal Feeds	0	
89	089 Manufacture of Other Food Products	8	0.3%
91	091 Manufacture of Alcoholic Beverages	0	
92	092 Manufacture of Non-alcoholic Beverages	0	
100	100 Manufacture of Tobacco Products	0	

m3s115b20: 115b-2.(September 2014-now)Job 2:What is the name of the company/ organization of this job and what are the main businesses or services?

Value	Label	Cases	Percentage
111	111 Spinning of Yarn	0	
112	112 Weaving of Textiles	2	0.1%
113	113 Manufacture of Non-woven Fabrics	0	
114	114 Finishing of Textiles	0	
115	115 Manufacture of Textile Products	1	0.0%
121	121 Manufacture of Wearing Apparel	0	
123	123 Manufacture of Clothing Accessories	0	
130	130 Manufacture of Leather, Fur and Related Products	1	0.0%
140	140 Manufacture of Wood and of Products of Wood and Bamboo	0	
151	151 Manufacture of Pulp, Paper and Paperboard	0	
152	152 Manufacture of Containers of Paper and Paperboard	0	
159	159 Manufacture of Other Paper Products	1	0.0%
160	160 Printing and Reproduction of Recorded Media	1	0.0%
170	170 Manufacture of Petroleum and Coal Products	0	
181	181 Manufacture of Chemical Material	0	
183	183 Manufacture of Fertilizers and Nitrogen Compounds	0	
184	184 Manufacture of Plastic and Synthetic Rubber Materials	0	
185	185 Manufacture of Man-made Fibers	0	
191	191 Manufacture of Pesticides and Environmental Agents	0	
192	192 Manufacture of Coatings, Dyes and Pigments	0	
193	193 Manufacture of Cleaning Preparations and Cosmetics	0	
199	199 Manufacture of Other Chemical Products Not Elsewhere Cla	0	
200	200 Manufacture of Pharmaceuticals and Medicinal Chemical Pr	8	0.3%
210	210 Manufacture of Rubber Products	0	
220	220 Manufacture of Plastics Products	1	0.0%
231	231 Manufacture of Glass and Glass Products	0	
232	232 Manufacture of Refractory Products, Clay Building Materi	0	
233	233 Manufacture of Cement and Cement Products	1	0.0%
234	234 Cutting, Shaping and Finishing of Stone	0	
239	239 Manufacture of Other Non-metallic Mineral Products	0	
241	241 Manufacture of Basic Iron and Steel	1	0.0%
242	242 Manufacture of Aluminum	0	
243	243 Manufacture of Copper	1	0.0%
249	249 Manufacture of Other Basic Metals	0	
251	251 Manufacture of Cutlery, Metal Hand Tools and Die	1	0.0%
252	252 Manufacture of Metal Structure and Architectural Compone	0	
253	253 Manufacture of Metal Containers	0	
254	254 Metalworking Activities	0	
259	259 Manufacture of Other Fabricated Metal Products	1	0.0%
261	261 Manufacture of Semi-conductors	2	0.1%
262	262 Manufacture of Electronic Passive Devices	0	
263	263 Manufacture of Bare Printed Circuit Boards	2	0.1%
264	264 Manufacture of Optoelectronic Materials and Components	1	0.0%
269	269 Manufacture of Other Electronic Parts and Components	0	

m3s115b20: 115b-2.(September 2014-now)Job 2:What is the name of the company/ organization of this job and what are the main businesses or services?

Value	Label	Cases	Percentage
271	271 Manufacture of Computers and Peripheral Equipment	5	0.2%
272	272 Manufacture of Communication Equipment	3	0.1%
273	273 Manufacture of Audio and Video Equipment	0	
274	274 Manufacture of Magnetic and Optical Media	1	0.0%
275	275 Manufacture of Measuring, Navigating, Control Equipment,	0	
276	276 Manufacture of Irradiation and Electromedical Equipment	0	
277	277 Manufacture of Optical Instruments and Equipment	0	
281	281 Manufacture of Power Generation, Transmission and Distri	0	
282	282 Manufacture of Batteries and Accumulators	0	
283	283 Manufacture of Wiring and Wiring Devices	0	
284	284 Manufacture of Lighting Equipment	0	
285	285 Manufacture of Domestic Appliances	0	
289	289 Manufacture of Other Electrical Equipment	0	
291	291 Manufacture of Metal-working Machinery	0	
292	292 Manufacture of Other Special-purpose Machinery	0	
293	293 Manufacture of General-purpose Machinery	0	
301	301 Manufacture of Motor Vehicles	0	
302	302 Manufacture of Bodies (Coachwork) for Motor Vehicles	0	
303	303 Manufacture of Parts for Motor Vehicles	0	
311	311 Manufacture of Ships, Boats and Floating Structures	0	
312	312 Manufacture of Motorcycles and Parts	0	
313	313 Manufacture of Bicycles and Parts	0	
319	319 Manufacture of Other Transport Equipment and Parts Not E	0	
321	321 Manufacture of Non-metallic Furniture	0	
322	322 Manufacture of Metallic Furniture	0	
331	331 Manufacture of Sports and Recreational Goods	0	
332	332 Manufacture of Medical Instruments and Supplies	1	0.0%
339	339 Manufacturing Not Elsewhere Classified	0	
340	340 Repair and Installation of Industrial Machinery and Equi	0	
351	351 Electricity Supply	0	
352	352 Gas Supply	0	
353	353 Steam Supply	0	
360	360 Water Supply	0	
370	370 Wastewater and Sewage Treatment	0	
381	381 Waste Collection	0	
382	382 Waste Treatment and Disposal	1	0.0%
383	383 Materials Recovery	1	0.0%
390	390 Remediation Activities and Other Waste Management Servic	0	
410	410 Construction of Buildings	5	0.2%
421	421 Construction of Roads and Railways	0	
422	422 Construction of Utility Projects	1	0.0%
429	429 Construction of Other Civil Engineering Projects	0	
431	431 Site Preparation, Foundation and Structure Construction	1	0.0%
432	432 Landscape Construction	0	

m3s115b20: 115b-2.(September 2014-now)Job 2:What is the name of the company/ organization of this job and what are the main businesses or services?

Value	Label	Cases	Percentage
433	433 Electrical, Plumbing and Other Construction Installation	3	0.1%
434	434 Building Completion and Finishing	0	
439	439 Other Specialized Construction Activities	0	
451	451 Wholesale on a Fee or Contract Basis	2	0.1%
452	452 Wholesale of General Merchandise	2	0.1%
453	453 Wholesale of Agricultural Raw Materials and Live Animals	0	
454	454 Wholesale of Food, Beverages and Tobacco	6	0.2%
455	455 Wholesale of Textiles and Clothing	2	0.1%
456	456 Wholesale of Household Appliances and Goods	5	0.2%
457	457 Wholesale of Pharmaceutical and Medical Goods and Cosmet	2	0.1%
458	458 Wholesale of Cultural and Recreation Goods	2	0.1%
461	461 Wholesale of Construction Materials	2	0.1%
462	462 Wholesale of Chemical Materials and Chemical Products	0	
463	463 Wholesale of Fuel and Related Products	0	
464	464 Wholesale of Machinery and Equipment	5	0.2%
465	465 Wholesale of Motor Vehicles and Motorcycles and Related	1	0.0%
469	469 Other Specialized Wholesale	0	
471	471 Retail Sale in Non-specialized Stores	6	0.2%
472	472 Retail Sale of Food, Beverages and Tobacco in Specialize	3	0.1%
473	473 Retail Sale of Textiles and Clothing in Specialized Stor	3	0.1%
474	474 Retail Sale of Household Appliances and Goods in Special	3	0.1%
475	475 Retail Sale of Pharmaceutical and Medical Goods and Cosm	2	0.1%
476	476 Retail Sale of Cultural and Recreation Goods in Speciali	1	0.0%
481	481 Retail Sale of Construction Materials in Specialized Sto	1	0.0%
482	482 Retail Sale of Fuel and Related Products in Specialized	1	0.0%
483	483 Retail Sale of Information and Communications Equipment	3	0.1%
484	484 Retail Sale of Motor Vehicles, Motorcycles and Related P	3	0.1%
485	485 Other Retail Sale in Specialized Stores	0	
486	486 Retail Sale via Stalls	0	
487	487 Retail Trade Not in Stores or Stalls	6	0.2%
491	491 Transport via Railways	0	
492	492 Public Rapid Transit	1	0.0%
493	493 Bus Transportation	0	
494	494 Freight Truck Transport	1	0.0%
499	499 Other Land Transportation	0	
501	501 Ocean Transportation	0	
502	502 Inland and Lake Transportation	0	
510	510 Air Transport	0	
521	521 Customs Clearance Services	0	
522	522 Shipping Agency Services	0	
523	523 Freight Transportation Forwarding Services	2	0.1%
524	524 Service Activities Incidental to Land Transportation	0	
525	525 Service Activities Incidental to Water Transportation	0	
526	526 Service Activities Incidental to Air Transportation	0	

m3s115b20: 115b-2.(September 2014-now)Job 2:What is the name of the company/ organization of this job and what are the main businesses or services?

Value	Label	Cases	Percentage
529	529 Other Transportation Support Activities	0	
530	530 Warehousing and Storage	0	
541	541 Postal Activities	0	
542	542 Courier Activities	2	0.1%
551	551 Short Term Accommodation Activities	6	0.2%
559	559 Other Accommodation	0	
561	561 Food Service Activities	25	1.0%
562	562 Event Catering and Other Food Service Activities	0	
563	563 Beverage Serving Activities	1	0.0%
581	581 Publishing of Books, Periodicals and Other Publishing Ac	5	0.2%
582	582 Software Publishing	0	
591	591 Motion Picture, Video and Television Programme Activitie	2	0.1%
592	592 Sound Recording and Music Publishing Activities	0	
601	601 Radio Broadcasting	0	
602	602 Television Broadcasting and Subscription Programming	1	0.0%
610	610 Telecommunications	4	0.2%
620	620 Computer Programming, Consultancy and Related Activities	8	0.3%
631	631 Data Processing, Hosting and Related Activities, Web Por	2	0.1%
639	639 Other Information Service Activities	0	
641	641 Monetary Intermediation	6	0.2%
642	642 Activities of Holding Companies	0	
643	643 Trusts, Funds and Similar Financial Entities	0	
649	649 Other Financial Service Activities	0	
651	651 Insurance of the Person	1	0.0%
652	652 Non-life Insurance	1	0.0%
653	653 Reinsurance	0	
654	654 Pension Funding	0	
655	655 Activities Auxiliary to Insurance	0	
661	661 Securities	2	0.1%
662	662 Commodity Contracts	1	0.0%
664	664 Fund Management Activities	0	
669	669 Other Activities Auxiliary to Financial Service Activiti	2	0.1%
670	670 Real Estate Development Activities	1	0.0%
681	681 Real Estate Operation Activities	2	0.1%
689	689 Other Real Estate Activities	0	
691	691 Legal Activities	1	0.0%
692	692 Accounting, Bookkeeping and Auditing Activities; Tax Con	1	0.0%
701	701 Activities of Head Offices	0	
702	702 Management Consultancy Activities	2	0.1%
711	711 Architecture and Engineering Activities and Related Tech	4	0.2%
712	712 Technical Testing and Analysis	0	
721	721 Research and Experimental Development on Natural Science	0	
722	722 Research and Experimental Development on Social Sciences	0	
723	723 Miscellaneous Scientific Research and Development	1	0.0%

m3s115b20: 115b-2.(September 2014-now)Job 2:What is the name of the company/ organization of this job and what are the main businesses or services?

Value	Label	Cases	Percentage
731	731 Advertising	2	0.1%
732	732 Market Research and Public Opinion Polling	0	
740	740 Specialized Design Activities	7	0.3%
750	750 Veterinary Activities	0	
760	760 Other Professional, Scientific and Technical Activities	0	
771	771 Renting and Leasing of Machinery and Equipment	0	
772	772 Renting and Leasing of Transport Equipment	0	
773	773 Renting and Leasing of Personal and Household Goods	0	
774	774 Leasing of Intellectual Property and Similar Products, E	0	
781	781 Activities of Employment Placement Agencies	0	
782	782 Human Resources Provision Activities	1	0.0%
790	790 Travel agency, Tour Operator, Reservation Service and Re	4	0.2%
800	800 Security and Investigation Activities	5	0.2%
811	811 Combined Facilities Support Activities	0	
812	812 Cleaning Activities	1	0.0%
813	813 Landscape Care and Maintenance Service Activities	0	
820	820 Office Administrative and Support Activities	0	
831	831 Public Administration	10	0.4%
832	832 Defence Activities	0	
833	833 Compulsory Social Security Activities	1	0.0%
840	840 Activities of Extraterritorial Organizations and Bodies	0	
851	851 Pre-primary Education	2	0.1%
852	852 Primary Education	3	0.1%
853	853 Junior High Education	2	0.1%
854	854 Senior Secondary Education	2	0.1%
855	855 Higher Education	6	0.2%
856	856 Special Education	0	
858	858 Educational Support Activities	2	0.1%
859	859 Other Education	2	0.1%
861	861 Hospital Activities	2	0.1%
862	862 Clinic Activities	2	0.1%
869	869 Other Human Health Activities	0	
870	870 Residential Care Activities	1	0.0%
880	880 Social Work Activities without Accommodation	1	0.0%
901	901 Artistic Creation	1	0.0%
902	902 Performing Arts	0	
903	903 Support Activities to Creative and Performing Arts	0	
910	910 Libraries, Archives, Museums and Other Cultural Activiti	0	
920	920 Gambling and Betting Activities	0	
931	931 Sports Activities	0	
932	932 Amusement and Recreation Activities	4	0.2%
941	941 Activities of Religious Organizations	1	0.0%
942	942 Activities of Business, Employers, Professional Membersh	1	0.0%
949	949 Activities of Other Membership Organizations	3	0.1%

m3s115b20: 115b-2.(September 2014-now)Job 2:What is the name of the company/ organization of this job and what are the main businesses or services?

Value	Label	Cases	Percentage
951	951 Maintenance and Repair of Motor Vehicles and Motor Vehic	4	0.2%
952	952 Repair of Computers, Communication Equipment and Electro	0	
959	959 Maintenance and Repair of Other Personal and Household G	0	
961	961 Washing and (Dry-) Cleaning of Textile and Fur Products	1	0.0%
962	962 Beauty Treatment	3	0.1%
963	963 Funeral and Related Activities	0	
964	964 Activities of Households as Employers of Domestic Person	1	0.0%
969	969 Other Personal Service Activities Not Elsewhere Classifi	1	0.0%
994	994 irregular	0	
995	995 Overseas	0	
997	997 Don't know	0	
998	998 Refuse to answer	11	0.4%
999	999 missing	9	0.4%

Warning: these figures indicate the number of cases found in the data file. They cannot be interpreted as summary statistics of the population of interest.

m3s115b30: 115b-3.(September 2014-now)Job 2:What was the title and content of this job?

Information	[Type= continuous] [Format=numeric] [Range= 0-9999] [Missing=*]
Statistics [NW/ W]	[Valid=2551 /-] [Invalid=0 /-]

Value	Label	Cases	Percentage
0	0 Skip	2247	88.1%
100	0100 Armed Forces Occupations	0	
1000	1000 Legislators, Senior Officials and Managers	0	
1100	1100 Legislators, Senior Officials and Chief Executives	0	
1110	1110 Legislators and Senior Officials	0	
1111	1111 Legislators	0	
1112	1112 Senior Government Officials	0	
1113	1113 Senior Officials of Special-Interest Organizations	0	
1120	1120 Managing Directors and Chief Executives	0	
1200	1200 Administrative and Commercial Managers	0	
1210	1210 Business Services and Administration Managers	0	
1211	1211 Finance Managers	0	
1212	1212 Human Resource Managers	0	
1219	1219 Other Business Services and Administration Managers	0	
1220	1220 Sales, Marketing and Development Managers	0	
1221	1221 Sales and Marketing Managers	1	0.0%
1222	1222 Advertising and Public Relations Managers	0	
1223	1223 Research and Development Managers	1	0.0%
1300	1300 Production and Specialized Services Managers	0	
1310	1310 Production Managers in Agriculture, Forestry and Fisher	0	
1320	1320 Mining, Manufacturing, Construction, and Distribution M	0	
1321	1321 Mining Managers	0	
1322	1322 Manufacturing Managers	0	
1323	1323 Construction Managers	0	
1324	1324 Supply, Distribution and Storage Managers	0	

m3s115b30: 115b-3.(September 2014-now)Job 2:What was the title and content of this job?

Value	Label	Cases	Percentage
1330	1330 Information and Communications Technology Service Manag	0	
1340	1340 Professional Services Managers	0	
1341	1341 Health Service Managers	0	
1342	1342 Aged Care Service Managers	0	
1343	1343 Social Welfare Managers	0	
1344	1344 Education Managers	0	
1345	1345 Financial and Insurance Services Branch Managers	0	
1349	1349 Other Professional Services Managers	0	
1400	1400 Hospitality, Retail and Other Establishments Services M	0	
1410	1410 Hotel and Restaurant Managers	0	
1411	1411 Hotel Managers	0	
1412	1412 Restaurant Managers	0	
1420	1420 Wholesale and Retail Trade Managers	0	
1490	1490 Other Establishment Services Managers	0	
1491	1491 Sports, Recreation and Cultural Center Managers	0	
1499	1499 Establishment Services Managers Not Elsewhere Classifie	0	
2000	2000 Professionals	0	
2100	2100 Science and Engineering Professionals	0	
2110	2110 Physical, Chemical and Earth Science Professionals	0	
2111	2111 Physicists and Astronomers	0	
2112	2112 Meteorologists	0	
2113	2113 Chemists	0	
2114	2114 Geologists and Geophysicists	0	
2120	2120 Mathematicians, Actuaries and Statisticians	0	
2130	2130 Life Science Professionals	0	
2131	2131 Biologists, Botanists, Zoologists and Related Professio	1	0.0%
2132	2132 Agriculture, Forestry and Fishery Professionals	0	
2133	2133 Environmental Protection Professionals	0	
2140	2140 Engineering Professionals (Excluding Electrotechnology)	0	
2141	2141 Industrial and Production Engineers	1	0.0%
2142	2142 Civil Engineers	1	0.0%
2143	2143 Environmental Engineers	0	
2144	2144 Mechanical Engineers	1	0.0%
2145	2145 Chemical Engineers	0	
2146	2146 Mining Engineers, Metallurgists and Related Professiona	0	
2149	2149 Other Engineering Professionals	0	
2150	2150 Electrotechnology Engineers	0	
2151	2151 Electrical Engineers	0	
2152	2152 Electronics Engineers	4	0.2%
2153	2153 Telecommunications Engineers	0	
2160	2160 Architects, Planners and Surveyors	0	
2161	2161 Building Architects	2	0.1%
2162	2162 Town and Traffic Planners	0	
2163	2163 Surveyors and Cartographers	1	0.0%
2170	2170 Designers	0	

m3s115b30: 115b-3.(September 2014-now)Job 2:What was the title and content of this job?

Value	Label	Cases	Percentage
2171	2171 Interior Architects	3	0.1%
2172	2172 Graphic and Multimedia Designers	2	0.1%
2173	2173 Product and Garment Designers	5	0.2%
2200	2200 Health Professionals	0	
2210	2210 Medical Doctors	1	0.0%
2220	2220 Nursing and Midwifery Professionals	1	0.0%
2230	2230 Dentists	0	
2240	2240 Doctors of Chinese Medicine	0	
2250	2250 Veterinarians	0	
2260	2260 Pharmacists	1	0.0%
2290	2290 Other Health Professionals	0	
2291	2291 Environmental and Occupational Health and Hygiene Profe	0	
2292	2292 Physiotherapists	0	
2293	2293 Dieticians and Nutritionists	0	
2294	2294 Audiologists and Speech Therapists	0	
2295	2295 Occupational Therapists	0	
2299	2299 Health Professionals Not Elsewhere Classified	0	
2300	2300 Teaching Professionals	0	
2310	2310 Higher Education Teachers	1	0.0%
2320	2320 Secondary Education Teachers	1	0.0%
2330	2330 Primary School and Early Childhood Teachers	0	
2331	2331 Primary School Teachers	1	0.0%
2332	2332 Early Childhood Educators	2	0.1%
2340	2340 Special Education Teachers	0	
2390	2390 Other Teaching Professionals	0	
2391	2391 Language Teachers(Excluding School Teachers)	2	0.1%
2392	2392 Music Teachers(Excluding School Teachers)	0	
2393	2393 Arts Teachers(Excluding School Teachers)	0	
2394	2394 Information Technology Trainers	0	
2395	2395 Cram School Teachers for Schoolwork and Employment Elig	0	
2399	2399 Teaching Professionals Not Elsewhere Classified	3	0.1%
2400	2400 Business and Administration Professionals	0	
2410	2410 Finance Professionals	0	
2411	2411 Accounting Professionals	1	0.0%
2412	2412 Financial and Investment Advisers	2	0.1%
2420	2420 Administration Professionals	0	
2421	2421 Organization and Policy Administration Professionals	0	
2422	2422 Personnel, Training and Staff Development Professionals	0	
2430	2430 Marketing, Public Relations and Technical Sales Profess	0	
2431	2431 Advertising and Marketing Professionals	12	0.5%
2432	2432 Public Relations Professionals	1	0.0%
2433	2433 Information and Communications Technology Sales Profess	0	
2434	2434 Medical and Other Technical Sales Professionals	1	0.0%
2500	2500 Information and Communications Technology Professionals	0	
2510	2510 Software and Applications Developers and Analysts	0	

m3s115b30: 115b-3.(September 2014-now)Job 2:What was the title and content of this job?

Value	Label	Cases	Percentage
2511	2511 Systems Analysts and Designers	1	0.0%
2512	2512 Software Developers and Programmers	9	0.4%
2513	2513 Web and Multimedia Developers	1	0.0%
2519	2519 Other Software and Applications Developers and Analysts	1	0.0%
2520	2520 Database and Network Professionals	0	
2521	2521 Database Designers and Administrators	0	
2522	2522 Systems Administrators	2	0.1%
2523	2523 Computer Network Professionals	0	
2529	2529 Other Database and Network Professionals	0	
2600	2600 Legal, Social and Cultural Professionals	0	
2610	2610 Legal Professionals	0	
2611	2611 Lawyers and Public Advocates	0	
2612	2612 Judges	1	0.0%
2613	2613 Public Prosecutors	0	
2619	2619 Other Legal Professionals	1	0.0%
2620	2620 Archivists, Curators and Librarians	0	
2621	2621 Archivists and Curators	0	
2622	2622 Librarians and Related Information Professionals	0	
2630	2630 Social and Religious Professionals	0	
2631	2631 Economists	0	
2632	2632 Sociologists, Anthropologists and Related Professionals	0	
2633	2633 Philosophers, Historians and Political Scientists	0	
2634	2634 Psychologists	0	
2635	2635 Social Work Professionals	2	0.1%
2636	2636 Religious Professionals	0	
2640	2640 Authors, Journalists and Linguists	0	
2641	2641 Authors and Related Writers	2	0.1%
2642	2642 Journalists	0	
2643	2643 Linguists, Translators and Interpreters	0	
2650	2650 Creative and Performing Artists	0	
2651	2651 Visual Artists	0	
2652	2652 Musicians, Singers and Composers	0	
2653	2653 Dancers and Choreographers	0	
2654	2654 Film, Stage and Related Directors and Producers	0	
2655	2655 Actors	0	
2656	2656 Announcers On Radio, Television and Other Media	0	
2659	2659 Other Creative and Performing Artists	0	
3000	3000 Technicians and Associate Professionals	0	
3100	3100 Science and Engineering Associate Professionals	0	
3110	3110 Physical, Chemical and Engineering Science Technicians	0	
3111	3111 Physical and Chemical Science Technicians	0	
3112	3112 Civil Engineering Technicians	1	0.0%
3113	3113 Electrical Engineering Technicians	0	
3114	3114 Electronics Engineering Technicians	0	
3115	3115 Mechanical Engineering Technicians	0	

m3s115b30: 115b-3.(September 2014-now)Job 2:What was the title and content of this job?

Value	Label	Cases	Percentage
3116	3116 Chemical Engineering Technicians	0	
3117	3117 Industrial and Production Technicians	0	
3118	3118 Draughtspersons	1	0.0%
3119	3119 Other Engineering Science Technicians	0	
3120	3120 Mining, Manufacturing and Construction Supervisors	0	
3121	3121 Mining Supervisors	0	
3122	3122 Manufacturing Supervisors	0	
3123	3123 Construction Supervisors	1	0.0%
3130	3130 Process Control Technicians	0	
3131	3131 Power Production Plant Operators	0	
3132	3132 Incinerator ,Water Treatment and Related Plant Operator	0	
3133	3133 Chemical Processing Plant Controllers	0	
3134	3134 Petroleum and Natural Gas Refining Plant Operators	0	
3135	3135 Metal Production Process Controllers	0	
3139	3139 Other Process Control Technicians	0	
3140	3140 Life Science Technicians and Related Associate Professi	0	
3141	3141 Life Science Technicians	1	0.0%
3142	3142 Agricultural, Forestry and Fishery Technicians and Popu	1	0.0%
3150	3150 Ship and Aircraft Controllers and Related Technicians	0	
3151	3151 Ships' Engineers	0	
3152	3152 Ships' Deck Officers and Pilots	0	
3153	3153 Aircraft Pilots and Related Associate Professionals	0	
3154	3154 Air Traffic Controllers	0	
3155	3155 Air Traffic Safety Electronics Technicians	0	
3200	3200 Health Associate Professionals	0	
3210	3210 Medical and Pharmaceutical Technicians	0	
3211	3211 Medical Imaging and Therapeutic Equipment Technicians	0	
3212	3212 Medical and Pathology Laboratory Technicians	0	
3213	3213 Pharmaceutical Technicians and Assistants	2	0.1%
3214	3214 Medical and Dental Prosthetic Technicians	0	
3220	3220 Nursing Associate Professionals	1	0.0%
3230	3230 Traditional Medicine Technicians	0	
3240	3240 Veterinary Associate Professionals	0	
3290	3290 Other Health Associate Professionals	0	
3291	3291 Dental Assistants and Therapists	0	
3292	3292 Medical Records and Health Information Technicians	0	
3293	3293 Dispensing Opticians	1	0.0%
3294	3294 Physiotherapy Technicians and Assistants	0	
3295	3295 Environmental and Occupational Health Technicians	1	0.0%
3296	3296 Ambulance Workers	0	
3299	3299 Health Associate Professionals Not Elsewhere Classified	0	
3300	3300 Business and Administration Associate Professionals	0	
3310	3310 Financial and Mathematical Associate Professionals	0	
3311	3311 Securities and Finance Dealers and Brokers	2	0.1%
3312	3312 Credit and Loans Officers	1	0.0%

m3s115b30: 115b-3.(September 2014-now)Job 2:What was the title and content of this job?

Value	Label	Cases	Percentage
3313	3313 Accounting Associate Professionals	2	0.1%
3314	3314 Statistical, Mathematical and Actuarial Associate Profe	1	0.0%
3315	3315 Valuers and Loss Assessors	1	0.0%
3320	3320 Sales and Purchasing Agents and Brokers	0	
3321	3321 Insurance Representatives	0	
3322	3322 Commercial Sales Representatives	25	1.0%
3323	3323 Buyers	2	0.1%
3324	3324 Trade Brokers	0	
3330	3330 Business Services Agents	0	
3331	3331 Clearing and Forwarding Agents	0	
3332	3332 Conference and Event Planners	4	0.2%
3333	3333 Employment Agents and Contractors	0	
3334	3334 Real Estate Agents and Property Managers	2	0.1%
3339	3339 Other Business Services Agents	1	0.0%
3340	3340 Office Supervisors and Specialized Secretaries	0	
3341	3341 Office Supervisors	4	0.2%
3342	3342 Specialized Secretaries	4	0.2%
3350	3350 Regulatory Government Associate Professionals	0	
3351	3351 Customs and Border Inspectors	0	
3352	3352 Government Tax and Excise Officials	0	
3353	3353 Government Social Benefits Officials	0	
3354	3354 Government Licensing Officials	0	
3355	3355 Police Inspectors	0	
3359	3359 Other Government Regulatory Associate Professionals	0	
3400	3400 Legal, Social, Cultural and Related Associate Professio	0	
3410	3410 Legal, Social and Religious Associate Professionals	0	
3411	3411 Legal and Related Associate Professionals	0	
3412	3412 Social Work Associate Professionals	2	0.1%
3413	3413 Religious Associate Professionals	0	
3420	3420 Sports and Fitness Workers	0	
3421	3421 Athletes and Sports Players	0	
3422	3422 Sports, Fitness and Recreation Instructors	1	0.0%
3430	3430 Artistic, Cultural and Culinary Associate Professionals	0	
3431	3431 Photographers	0	
3432	3432 Gallery, Library and Museum Associate Professionals	0	
3433	3433 Chefs	0	
3439	3439 Other Artistic and Cultural Associate Professionals	3	0.1%
3500	3500 Information and Communications Technicians	0	
3510	3510 Information and Communications Technology Technicians	0	
3511	3511 Information and Communications Technology Operations Te	1	0.0%
3512	3512 Information and Communications Technology User Support	0	
3513	3513 Computer Network and Systems Technicians	0	
3514	3514 Web Technicians	0	
3520	3520 Telecommunications and Broadcasting Technicians	0	
3521	3521 Broadcasting and Audio-Visual Technicians	0	

m3s115b30: 115b-3.(September 2014-now)Job 2:What was the title and content of this job?

Value	Label	Cases	Percentage
3522	3522 Telecommunications Engineering Technicians	0	
4000	4000 Clerical Support Workers	0	
4100	4100 General And Keyboard Clerks	0	
4110	4110 General Office Clerks	18	0.7%
4120	4120 Clerical Secretaries	0	
4130	4130 Keyboard Operator and Related Clerks	4	0.2%
4200	4200 Customer Services Clerks	0	
4210	4210 Tellers, Debt-Collectors and Related Clerks	0	
4211	4211 Bank Tellers and Related Clerks	1	0.0%
4212	4212 Bookmakers, Croupiers and Related Gaming Workers	0	
4213	4213 Pawnbrokers and Money-Lenders	0	
4214	4214 Debt-Collectors and Related Workers	1	0.0%
4220	4220 Client Information Workers	0	
4221	4221 Travel Consultants and Clerks	2	0.1%
4222	4222 Receptionists and Information Counter Clerks	3	0.1%
4223	4223 Telephone Switchboard Operators	0	
4224	4224 Contact Center Information Clerks	2	0.1%
4225	4225 Survey And Market Research Interviewers	0	
4229	4229 Other Client Information Workers	1	0.0%
4300	4300 Accounting, Production, Transport and Related Clerks	0	
4310	4310 Accounting, Statistical and Related Clerks	0	
4311	4311 Accounting and Bookkeeping Clerks	6	0.2%
4312	4312 Statistical, Finance and Insurance Clerks	1	0.0%
4320	4320 Production, Transport and Related Clerks	0	
4321	4321 Stock Clerks	6	0.2%
4322	4322 Production Clerks	1	0.0%
4323	4323 Transport Clerks	2	0.1%
4900	4900 Other Clerical Support Workers	0	
4910	4910 Personnel Clerks	2	0.1%
4990	4990 Clerical Support Workers Not Elsewhere Classified	0	
4991	4991 Library Clerks	0	
4992	4992 Mail Sorting Clerks and Carriers	0	
4993	4993 Coding, Proof-Reading and Related Clerks	0	
4994	4994 Filing and Copying Clerks	3	0.1%
4995	4995 Education and Related Clerks	1	0.0%
4999	4999 Other Clerical Support Workers Not Elsewhere Classified	1	0.0%
5000	5000 Service and Sales Workers	0	
5100	5100 Personal Service Workers	0	
5110	5110 Travel Attendants and Related Workers	0	
5111	5111 Flight Attendants and Ship Stewards	0	
5112	5112 Transport Conductors	0	
5113	5113 Travel Guides	1	0.0%
5120	5120 Cooks	9	0.4%
5130	5130 Food Service Workers	0	
5131	5131 Bartenders	2	0.1%

m3s115b30: 115b-3.(September 2014-now)Job 2:What was the title and content of this job?

Value	Label	Cases	Percentage
5139	5139 Other Food Service Workers	12	0.5%
5140	5140 Hairdressers, Beauticians, Modeling Designers and Relat	5	0.2%
5150	5150 Building and Housekeeping Supervisors	0	
5151	5151 Building Caretakers	0	
5152	5152 Domestic Housekeepers	2	0.1%
5159	5159 Other Establishment Housekeepers	0	
5190	5190 Other Personal Service Workers	0	
5191	5191 Astrologers, Fortune-Tellers and Related Workers	0	
5192	5192 Undertakers and Related Workers	0	
5193	5193 Pet Groomers and Animal Care Workers	0	
5194	5194 Driving Instructors	0	
5199	5199 Personal Service Workers Not Elsewhere Classified	0	
5200	5200 Sales Workers and Demonstrators	0	
5210	5210 Street and Market Salespersons	0	
5211	5211 Stall and Market Salespersons	0	
5212	5212 Street Food Salespersons	0	
5220	5220 Shop Salespersons	6	0.2%
5230	5230 Cashiers and Ticket Clerks	1	0.0%
5290	5290 Other Sales Workers and Demonstrators	0	
5291	5291 Fashion and Other Models	0	
5292	5292 Sales Demonstrators	0	
5293	5293 Door to Door Salespersons	0	
5294	5294 Contact Center Salespersons	4	0.2%
5295	5295 Service Station Attendants	1	0.0%
5296	5296 Food Service Counter Attendants	1	0.0%
5299	5299 Sales Workers Not Elsewhere Classified	0	
5300	5300 Personal Care Workers	0	
5310	5310 Child Care Workers	1	0.0%
5320	5320 Personal Care Workers in Health Services	1	0.0%
5400	5400 Protective Services Workers	0	
5401	5401 Firefighters	0	
5402	5402 Police Officers	0	
5403	5403 Bailiff and Correctional Officers	0	
5404	5404 Security Guards	4	0.2%
5409	5409 Other Protective Services Workers	1	0.0%
6000	6000 Skilled Agricultural, Forestry and Fishery Workers	0	
6010	6010 Agronomic and Garden Crop Growers	1	0.0%
6020	6020 Animal Producers	0	
6021	6021 Livestock Producers	0	
6022	6022 Poultry Producers	0	
6023	6023 Apiarists and Seri culturists	0	
6029	6029 Other Animal Producers	0	
6030	6030 Mixed Crop and Animal Producers	0	
6040	6040 Forestry and Related Workers	0	
6050	6050 Fishery Workers	0	

m3s115b30: 115b-3.(September 2014-now)Job 2:What was the title and content of this job?

Value	Label	Cases	Percentage
6051	6051 Aquaculture Workers	0	
6052	6052 Inland and Coastal Waters Fishery Workers	0	
6053	6053 Deep-Sea Fishery Workers	0	
7000	7000 Craft and Related Trades Workers	0	
7100	7100 Building and Related Trades Workers	0	
7110	7110 Building Frame and Related Trades Workers	0	
7111	7111 Bricklayers and Related Workers	0	
7112	7112 Stonemasons, Stone Cutters and Carvers	0	
7113	7113 Concrete Placers and Related Workers	0	
7114	7114 Carpenters and Joiners	0	
7119	7119 Other Building Frame and Related Trades Workers	0	
7120	7120 Building Finishers and Related Trades Workers	0	
7121	7121 Roofers	0	
7122	7122 Floor and Wall Layers, Tile Setters	0	
7123	7123 Plasterers	1	0.0%
7124	7124 Insulation Workers	1	0.0%
7125	7125 Glaziers	0	
7126	7126 Plumbers and Pipe Fitters	0	
7127	7127 Air Conditioning and Refrigeration Mechanics	0	
7130	7130 Painters, Building Structure Cleaners and Related Trade	0	
7131	7131 Painters, Spray Painters, Varnishers and Related Worker	0	
7132	7132 Building Structure Cleaners	0	
7200	7200 Metal, Machinery and Related Trades Workers	0	
7210	7210 Metal Moulders, Welders, Sheet-Metal Workers and Relate	0	
7211	7211 Metal Moulders and Coremakers	0	
7212	7212 Welders and Flame Cutters	0	
7213	7213 Sheet-Metal Workers	0	
7214	7214 Structural-Metal Preparers and Erectors	0	
7215	7215 Riggers and Cable Splicers	0	
7220	7220 Blacksmiths, Toolmakers and Related Trades Workers	0	
7221	7221 Blacksmiths, Hammersmiths and Forging Press Workers	0	
7222	7222 Toolmakers and Related Workers	0	
7223	7223 Metal Working Machine Tool Setters and Operators	0	
7224	7224 Metal Polishers and Tool Sharpeners	0	
7230	7230 Machinery Mechanics and Repairers	0	
7231	7231 Motor Vehicle Mechanics and Repairers	3	0.1%
7232	7232 Aircraft Engine Mechanics and Repairers	0	
7233	7233 Industrial Machinery Mechanics and Repairers	1	0.0%
7234	7234 Bicycle and Related Repairers	0	
7300	7300 Handicraft and Printing Workers	0	
7310	7310 Handicraft Workers	0	
7311	7311 Precision-Instrument Makers and Repairers	0	
7312	7312 Musical Instrument Makers and Tuners	0	
7313	7313 Jewellery and Precious-metal Workers	0	
7314	7314 Potters and Related Workers	0	

m3s115b30: 115b-3.(September 2014-now)Job 2:What was the title and content of this job?

Value	Label	Cases	Percentage
7315	7315 Glass Makers, Cutters, Grinders and Finishers	0	
7316	7316 Sign Writers, Decorative Painters, Engravers and Etcher	0	
7317	7317 Handicraft Workers in Wood, Bamboo, Rattan and Related	0	
7318	7318 Handicraft Workers in Textile, Leather and Related Mate	0	
7319	7319 Other Handicraft Workers	0	
7320	7320 Printing Trades Workers	0	
7321	7321 Pre-Press Technicians	1	0.0%
7322	7322 Printers	0	
7323	7323 Print Binding and Related Workers	0	
7400	7400 Electrical and Electronic Trades Workers	0	
7410	7410 Electrical Equipment Installers and Repairers	0	
7411	7411 Building and Related Electricians	1	0.0%
7412	7412 Electrical Mechanics and Fitters	0	
7413	7413 Electrical Line Installers and Repairers	0	
7420	7420 Electronic Equipment Installers and Repairers	0	
7421	7421 Information and Communications Technology Installers an	1	0.0%
7429	7429 Other Electronic Equipment Installers and Repairers	0	
7900	7900 Other Craft and Related Trades Workers	0	
7910	7910 Food Processing and Related Trades Workers	0	
7911	7911 Butchers, Fishmongers and Related Food Preparers	2	0.1%
7912	7912 Bakers, Pastry-cooks and Confectionery Makers	1	0.0%
7913	7913 Dairy-Products Makers	0	
7914	7914 Fruit, Vegetable and Related Preservers	0	
7915	7915 Food and Beverage Tasters and Graders	1	0.0%
7919	7919 Other Food Processing and Related Trades Workers	0	
7920	7920 Wood Treaters, Cabinet-makers and Related Trades Worker	0	
7921	7921 Wood Dryer Tenders and Preservers	0	
7922	7922 Cabinet-makers and Related Workers	0	
7923	7923 Woodworking-Machine Tool Setters and Operators	0	
7930	7930 Garment and Related Trades Workers	0	
7931	7931 Tailors, Dressmakers, Furriers and Hatters	0	
7932	7932 Garment and Related Patternmakers and Cutters	0	
7933	7933 Sewers, Embroiderers and Related Workers	0	
7934	7934 Pelt Dressers, Tanners and Fellmongers	0	
7935	7935 Shoemakers and Related Workers	0	
7990	7990 Craft and Related Workers Not Elsewhere Classified	0	
7991	7991 Underwater Divers	0	
7992	7992 Shotfirers and Blasters	0	
7993	7993 Product Graders and Testers (Except Foods and Beverages	1	0.0%
7994	7994 Fumigators and Other Pest and Weed Controllers	0	
7999	7999 Other Craft and Related Workers Not Elsewhere Classifie	0	
8000	8000 Plant and Machine Operators, and Assemblers	0	
8100	8100 Stationary Plant and Machine Operators	0	
8110	8110 Mining and Mineral Processing Plant Operators	0	
8111	8111 Miners and Quarriers	0	

m3s115b30: 115b-3.(September 2014-now)Job 2:What was the title and content of this job?

Value	Label	Cases	Percentage
8112	8112 Mineral and Stone Processing Plant Operators	0	
8113	8113 Well Drillers and Related Workers	0	
8114	8114 Cement, Stone and Other Mineral Products Machine Operat	0	
8120	8120 Metal Processing and Finishing Plant Operators	0	
8121	8121 Metal Processing Plant Operators	2	0.1%
8122	8122 Metal Plating and Coating Machine Operators	0	
8130	8130 Chemical and Photographic Products Plant and Machine Op	0	
8131	8131 Pharmaceutical and Toiletry Products Machine Operators	0	
8132	8132 Photographic Products Machine Operators	0	
8139	8139 Other Chemical Products Plant and Machine Operators	0	
8140	8140 Rubber, Plastic and Paper Products Machine Operators	0	
8141	8141 Rubber Products Machine Operators	0	
8142	8142 Plastic Products Machine Operators	0	
8143	8143 Paper Products Machine Operators	0	
8150	8150 Textile, Fur and Leather Products Machine Operators	0	
8151	8151 Fibre Preparing, Spinning and Winding Machine Operators	0	
8152	8152 Weaving and Knitting Machine Operators	0	
8153	8153 Sewing Machine Operators	0	
8154	8154 Fabric Bleaching, Dyeing and Cleaning Machine Operators	0	
8155	8155 Fur and Leather Preparing Machine Operators	0	
8156	8156 Shoemaking and Related Machine Operators	0	
8157	8157 Laundry Machine Operators	1	0.0%
8159	8159 Other Textile, Fur and Leather Products Machine Operato	0	
8160	8160 Food and Related Products Machine Operators	0	
8170	8170 Wood Processing and Papermaking Plant Operators	0	
8171	8171 Wood Processing Plant Operators	0	
8172	8172 Pulp and Papermaking Plant Operators	0	
8190	8190 Other Stationary Plant and Machine Operators	0	
8191	8191 Glass and Ceramics Plant Operators	0	
8192	8192 Steam Engine and Boiler Operators	0	
8193	8193 Packing and Related Machine Operators	1	0.0%
8199	8199 Stationary Plant and Machine Operators Not Elsewhere CI	0	
8200	8200 Assemblers	0	
8201	8201 Mechanical Machinery Assemblers	0	
8202	8202 Electrical and Electronic Equipment Assemblers	1	0.0%
8209	8209 Other Assemblers	0	
8300	8300 Drivers and Mobile Plant Operators	0	
8310	8310 Locomotive Engine Drivers and Related Workers	0	
8311	8311 Locomotive Engine Drivers	0	
8312	8312 Railway Brake, Signal and Switch Operators	0	
8320	8320 Motorcycle, Car and Van Drivers	0	
8321	8321 Motorcycle Drivers	0	
8322	8322 Car and Van Drivers	4	0.2%
8330	8330 Bus and Heavy Truck Drivers	0	
8331	8331 Bus Drivers	0	

m3s115b30: 115b-3.(September 2014-now)Job 2:What was the title and content of this job?

Value	Label	Cases	Percentage
8332	8332 Heavy Truck and Lorry Drivers	1	0.0%
8340	8340 Mobile Plant Operators	0	
8341	8341 Mobile Farm and Forestry Plant Operators	0	
8342	8342 Earthmoving and Related Plant Operators	0	
8343	8343 Crane, Hoist and Related Plant Operators	0	
8349	8349 Other Mobile Plant Operators	0	
8350	8350 Ships' deck Crews and Related Workers	0	
9000	9000 Elementary Labourers	0	
9100	9100 Cleaners and Helpers	0	
9110	9110 Cleaners and Helpers in Domestic and Related Establishm	0	
9111	9111 Domestic Cleaners and Helpers	0	
9112	9112 Cleaners and Helpers in Offices, Hotels and Related Est	1	0.0%
9190	9190 Other Hand Cleaning Workers	0	
9191	9191 Vehicle Cleaners	0	
9192	9192 Window Cleaners	0	
9199	9199 Hand Cleaning Workers Not Elsewhere Classified	0	
9200	9200 Agricultural, Forestry and Fishery Labourers	0	
9201	9201 Agricultural Labourers	3	0.1%
9202	9202 Forestry Labourers	0	
9203	9203 Fishery and Aquaculture Labourers	0	
9300	9300 Labourers In Mining, Construction, Manufacturing and Tr	0	
9310	9310 Mining and Construction Labourers	0	
9311	9311 Mining and Quarrying Labourers	0	
9312	9312 Civil Engineering and Building Construction Labourers	0	
9320	9320 Manufacturing Labourers	4	0.2%
9330	9330 Transport and Storage Labourers	2	0.1%
9400	9400 Street Service Workers and No-Food Vendors	0	
9401	9401 Street and Related Service Workers	0	
9402	9402 Street Vendors(Excluding Food)	0	
9500	9500 Refuse Workers, Sweepers and Related Workders	0	
9501	9501 Garbage and Recycling Collectors and Refuse Sorters	0	
9502	9502 Sweepers and Related Labourers	0	
9900	9900 Other Elementary Labourers	0	
9901	9901 Food Preparation Helpers	2	0.1%
9902	9902 Meter Readers and Vending-Machine Collectors	0	
9909	9909 Elementary Labourers not Elsewhere Classified	2	0.1%
9997	9997 Don't know	0	
9998	9998 Refuse to answer	11	0.4%
9999	9999 missing	9	0.4%

Warning: these figures indicate the number of cases found in the data file. They cannot be interpreted as summary statistics of the population of interest.

m3s115b40: 115b-4.(September 2014-now)Job 2:Which of the following job titles corresponds with this job?

Information	[Type= discrete] [Format=numeric] [Range= 0-99] [Missing=*]
Statistics [NW/ W]	[Valid=2551 /-] [Invalid=0 /-]

m3s115b40: 115b-4.(September 2014-now)Job 2:Which of the following job titles corresponds with this job?

Value	Label	Cases	Percentage
0	(0)Skip	2247	88.1%
1	(01)Government departments	13	0.5%
2	(02)Public school	10	0.4%
3	(03)Private school	2	0.1%
4	(04)Public enterprises	2	0.1%
5	(05)private enterprises or instituttions (including civil as	245	9.6%
6	(06)Non-profit(or non-governmental) organizations	6	0.2%
7	(07)work for myself, hire people	0	
8	(08)work for myself, don't hire	4	0.2%
9	(09) Help family business, with salary	2	0.1%
10	(10) Help family business, without salary	0	
11	(11) Compulsory service, alternative service, and research a	0	
97	(97)Don't know	0	
98	(98)Refuse to answer	11	0.4%
99	(99)missing	9	0.4%

Warning: these figures indicate the number of cases found in the data file. They cannot be interpreted as summary statistics of the population of interest.

m3s115b50: 115b-5.(September 2014-now)Job 2:What was the job identity of this job?

Information	[Type= discrete] [Format=numeric] [Range= 0-99] [Missing=*]
Statistics [NW/ W]	[Valid=2551 /-] [Invalid=0 /-]

Value	Label	Cases	Percentage
0	(0)Skip	2247	88.1%
1	(01)Formal staff	226	8.9%
2	(02)Regular contract stuff	28	1.1%
3	(03)Temporary employment	25	1.0%
4	(04)Dispatch labor	3	0.1%
5	(05)Household OEM (original equipment manufacturer)	1	0.0%
6	(06)Outsourced (or contracted) personnel (outsourcers or can	1	0.0%
7	(07)Other	0	
97	(97)Don't know	0	
98	(98)Refuse to answer	11	0.4%
99	(99)missing	9	0.4%

Warning: these figures indicate the number of cases found in the data file. They cannot be interpreted as summary statistics of the population of interest.

m3s115b60: 115b-6.(September 2014-now)Job 2:How many people work in this company/organization?

Information	[Type= discrete] [Format=numeric] [Range= 0-99] [Missing=*]
Statistics [NW/ W]	[Valid=2551 /-] [Invalid=0 /-]

Value	Label	Cases	Percentage
0	(0)Skip	2247	88.1%
1	(01)1(did not hire people)	3	0.1%
2	(02)2~4	25	1.0%
3	(03)5~9	38	1.5%
4	(04)10~29	49	1.9%
5	(05)30~99	60	2.4%
6	(06)100~299	51	2.0%

# m3s115b60: 115b-6.(September 2014-now)Job 2:How many people work in this company/organization?			
Value	Label	Cases	Percentage
7	(07)300~499	13	0.5%
8	(08)500~999	13	0.5%
9	(09)1000 or more	32	1.3%
97	(97)Don't know	0	
98	(98)Refuse to answer	11	0.4%
99	(99)missing	9	0.4%

Warning: these figures indicate the number of cases found in the data file. They cannot be interpreted as summary statistics of the population of interest.

m3s115b70: 115b-7.(September 2014-now)Job 2:Did you manage people in your position? How many people did you manage?

Information	[Type= discrete] [Format=numeric] [Range= 0-99] [Missing=*]
Statistics [NW/ W]	[Valid=2551 /-] [Invalid=0 /-]

Value	Label	Cases	Percentage
0	(0)Skip	2247	88.1%
1	(01)did not manage people	241	9.4%
2	(02)1~4	23	0.9%
3	(03)5~9	12	0.5%
4	(04)10~29	6	0.2%
5	(05)30~99	2	0.1%
6	(06)100~299	0	
7	(07)300~499	0	
8	(08)500~999	0	
9	(09)1000 or more	0	
97	(97)Don't know	0	
98	(98)Refuse to answer	11	0.4%
99	(99)missing	9	0.4%

Warning: these figures indicate the number of cases found in the data file. They cannot be interpreted as summary statistics of the population of interest.

m3s115b80: 115b-8.(September 2014-now)Job 2:(Including overtime work) How many hours a week on average did you work?

Information [Type= continuous] [Format=numeric] [Range= 0-999] [Missing=*]

Statistics [NW/ W] [Valid=2551 /-] [Invalid=0 /-]

Value	Label	Cases	Percentage
0	(0)Skip	2247	99.1%
997	(997)Don't know	0	
998	(998)Refuse to answer	11	0.5%
999	(999)missing	9	0.4%

Warning: these figures indicate the number of cases found in the data file. They cannot be interpreted as summary statistics of the population of interest.

m3s115b90: 115b-9.(September 2014-now)Job 2:What is the average monthly salary of this job?

Information [Type= continuous] [Format=numeric] [Range= 0-9999999] [Missing=*]

Statistics [NW/ W] [Valid=2551 /-] [Invalid=0 /-]

Value	Label	Cases	Percentage
0	(0)Skip	2247	99.1%
9999997	(9999997)Don't know	0	
9999998	(9999998)Refuse to answer	11	0.5%
9999999	(9999999)missing	9	0.4%

Warning: these figures indicate the number of cases found in the data file. They cannot be interpreted as summary statistics of the population of interest.

m3s115c11: 115c-1.(September 2014-now)Job 3:When did you start this job?year

Information [Type= discrete] [Format=numeric] [Range= 0-999] [Missing=*]

Statistics [NW/ W] [Valid=2551 /-] [Invalid=0 /-]

Value	Label	Cases	Percentage
0	(0)Skip	2467	96.7%
96		1	0.0%
99		1	0.0%
101		1	0.0%
103		3	0.1%
104		14	0.5%
105		28	1.1%
106		16	0.6%
997	(997)Don't know	1	0.0%
998	(998)Refuse to answer	11	0.4%
999	(999)missing	8	0.3%

Warning: these figures indicate the number of cases found in the data file. They cannot be interpreted as summary statistics of the population of interest.

m3s115c12: 115c-1.(September 2014-now)Job 3:When did you start this job?month

Information [Type= discrete] [Format=numeric] [Range= 0-99] [Missing=*]

Statistics [NW/ W] [Valid=2551 /-] [Invalid=0 /-]

Value	Label	Cases	Percentage
0		2467	96.7%
1		5	0.2%
2		4	0.2%
3		8	0.3%
4		9	0.4%
5		6	0.2%

m3s115c12: 115c-1.(September 2014-now)Job 3:When did you start this job?month

Value	Label	Cases	Percentage
6		5	0.2%
7		5	0.2%
9		7	0.3%
10		5	0.2%
11		6	0.2%
12		4	0.2%
97		1	0.0%
98		11	0.4%
99		8	0.3%

Warning: these figures indicate the number of cases found in the data file. They cannot be interpreted as summary statistics of the population of interest.

m3s115c13: 115c-1.(September 2014-now)Job 3:When did you end this job?year

Information	[Type= discrete] [Format=numeric] [Range= 0-999] [Missing=*]
Statistics [NW/ W]	[Valid=2551 /-] [Invalid=0 /-]

Value	Label	Cases	Percentage
0	(0)Skip	2467	96.7%
55		1	0.0%
100		2	0.1%
101		1	0.0%
104		8	0.3%
105		14	0.5%
106		36	1.4%
107		2	0.1%
997	(997)Don't know	1	0.0%
998	(998)Refuse to answer	11	0.4%
999	(999)missing	8	0.3%

Warning: these figures indicate the number of cases found in the data file. They cannot be interpreted as summary statistics of the population of interest.

m3s115c14: 115c-1.(September 2014-now)Job 3:When did you end this job?month

Information	[Type= discrete] [Format=numeric] [Range= 0-99] [Missing=*]
Statistics [NW/ W]	[Valid=2551 /-] [Invalid=0 /-]

Value	Label	Cases	Percentage
0		2467	96.7%
1		2	0.1%
2		3	0.1%
3		4	0.2%
4		4	0.2%
5		2	0.1%
6		8	0.3%
7		5	0.2%
8		7	0.3%
9		7	0.3%
10		13	0.5%
11		4	0.2%
12		5	0.2%
97		1	0.0%

m3s115c14: 115c-1.(September 2014-now)Job 3:When did you end this job?month

Value	Label	Cases	Percentage
98		11	0.4%
99		8	0.3%

Warning: these figures indicate the number of cases found in the data file. They cannot be interpreted as summary statistics of the population of interest.

m3s115c20: 115c-2.(September 2014-now)Job 3:What is the name of the company/ organization of this job and what are the main businesses or services?

Information	[Type= continuous] [Format=numeric] [Range= 0-999] [Missing=*]
Statistics [NW/ W]	[Valid=2551 /-] [Invalid=0 /-]

Value	Label	Cases	Percentage
0	0 Skip	2467	96.7%
11	011 Growing of Crops	1	0.0%
12	012 Animal Husbandry	0	
13	013 Support Activities to Agricultural and Animal Husbandry	0	
20	020 Forestry	0	
31	031 Fishing	0	
32	032 Aquaculture	0	
50	050 Extraction of Crude Petroleum and Natural Gas	0	
60	060 Quarrying of Stone, Sand, Clay and Other Mining	0	
81	081 Processing and Preserving of Meat	0	
82	082 Processing and Preserving of Fish, Crustaceans and Mollu	0	
83	083 Processing and Preserving of Fruit and Vegetables	0	
84	084 Manufacture of Edible Vegetable and Animal Oils and Fats	0	
85	085 Manufacture of Dairy Products	0	
86	086 Grain Husking, Manufacture of Grain Mill Products, Starc	0	
87	087 Manufacture of Prepared Animal Feeds	0	
89	089 Manufacture of Other Food Products	3	0.1%
91	091 Manufacture of Alcoholic Beverages	0	
92	092 Manufacture of Non-alcoholic Beverages	0	
100	100 Manufacture of Tobacco Products	0	
111	111 Spinning of Yarn	0	
112	112 Weaving of Textiles	0	
113	113 Manufacture of Non-woven Fabrics	0	
114	114 Finishing of Textiles	0	
115	115 Manufacture of Textile Products	0	
121	121 Manufacture of Wearing Apparel	0	
123	123 Manufacture of Clothing Accessories	0	
130	130 Manufacture of Leather, Fur and Related Products	0	
140	140 Manufacture of Wood and of Products of Wood and Bamboo	0	
151	151 Manufacture of Pulp, Paper and Paperboard	0	
152	152 Manufacture of Containers of Paper and Paperboard	0	
159	159 Manufacture of Other Paper Products	0	
160	160 Printing and Reproduction of Recorded Media	0	
170	170 Manufacture of Petroleum and Coal Products	0	
181	181 Manufacture of Chemical Material	0	
183	183 Manufacture of Fertilizers and Nitrogen Compounds	0	

m3s115c20: 115c-2.(September 2014-now)Job 3:What is the name of the company/ organization of this job and what are the main businesses or services?

Value	Label	Cases	Percentage
184	184 Manufacture of Plastic and Synthetic Rubber Materials	0	
185	185 Manufacture of Man-made Fibers	0	
191	191 Manufacture of Pesticides and Environmental Agents	0	
192	192 Manufacture of Coatings, Dyes and Pigments	0	
193	193 Manufacture of Cleaning Preparations and Cosmetics	0	
199	199 Manufacture of Other Chemical Products Not Elsewhere Cla	0	
200	200 Manufacture of Pharmaceuticals and Medicinal Chemical Pr	0	
210	210 Manufacture of Rubber Products	0	
220	220 Manufacture of Plastics Products	0	
231	231 Manufacture of Glass and Glass Products	0	
232	232 Manufacture of Refractory Products, Clay Building Materi	0	
233	233 Manufacture of Cement and Cement Products	0	
234	234 Cutting, Shaping and Finishing of Stone	0	
239	239 Manufacture of Other Non-metallic Mineral Products	0	
241	241 Manufacture of Basic Iron and Steel	0	
242	242 Manufacture of Aluminum	0	
243	243 Manufacture of Copper	0	
249	249 Manufacture of Other Basic Metals	0	
251	251 Manufacture of Cutlery, Metal Hand Tools and Die	0	
252	252 Manufacture of Metal Structure and Architectural Compone	0	
253	253 Manufacture of Metal Containers	0	
254	254 Metalworking Activities	0	
259	259 Manufacture of Other Fabricated Metal Products	0	
261	261 Manufacture of Semi-conductors	0	
262	262 Manufacture of Electronic Passive Devices	0	
263	263 Manufacture of Bare Printed Circuit Boards	0	
264	264 Manufacture of Optoelectronic Materials and Components	0	
269	269 Manufacture of Other Electronic Parts and Components	0	
271	271 Manufacture of Computers and Peripheral Equipment	1	0.0%
272	272 Manufacture of Communication Equipment	2	0.1%
273	273 Manufacture of Audio and Video Equipment	0	
274	274 Manufacture of Magnetic and Optical Media	0	
275	275 Manufacture of Measuring, Navigating, Control Equipment,	1	0.0%
276	276 Manufacture of Irradiation and Electromedical Equipment	0	
277	277 Manufacture of Optical Instruments and Equipment	0	
281	281 Manufacture of Power Generation, Transmission and Distri	0	
282	282 Manufacture of Batteries and Accumulators	0	
283	283 Manufacture of Wiring and Wiring Devices	0	
284	284 Manufacture of Lighting Equipment	0	
285	285 Manufacture of Domestic Appliances	0	
289	289 Manufacture of Other Electrical Equipment	0	
291	291 Manufacture of Metal-working Machinery	0	
292	292 Manufacture of Other Special-purpose Machinery	0	
293	293 Manufacture of General-purpose Machinery	0	

m3s115c20: 115c-2.(September 2014-now)Job 3:What is the name of the company/ organization of this job and what are the main businesses or services?

Value	Label	Cases	Percentage
301	301 Manufacture of Motor Vehicles	0	
302	302 Manufacture of Bodies (Coachwork) for Motor Vehicles	0	
303	303 Manufacture of Parts for Motor Vehicles	0	
311	311 Manufacture of Ships, Boats and Floating Structures	0	
312	312 Manufacture of Motorcycles and Parts	0	
313	313 Manufacture of Bicycles and Parts	0	
319	319 Manufacture of Other Transport Equipment and Parts Not E	0	
321	321 Manufacture of Non-metallic Furniture	0	
322	322 Manufacture of Metallic Furniture	0	
331	331 Manufacture of Sports and Recreational Goods	0	
332	332 Manufacture of Medical Instruments and Supplies	0	
339	339 Manufacturing Not Elsewhere Classified	0	
340	340 Repair and Installation of Industrial Machinery and Equi	0	
351	351 Electricity Supply	0	
352	352 Gas Supply	0	
353	353 Steam Supply	0	
360	360 Water Supply	0	
370	370 Wastewater and Sewage Treatment	0	
381	381 Waste Collection	0	
382	382 Waste Treatment and Disposal	0	
383	383 Materials Recovery	0	
390	390 Remediation Activities and Other Waste Management Servic	0	
410	410 Construction of Buildings	0	
421	421 Construction of Roads and Railways	0	
422	422 Construction of Utility Projects	0	
429	429 Construction of Other Civil Engineering Projects	0	
431	431 Site Preparation, Foundation and Structure Construction	0	
432	432 Landscape Construction	0	
433	433 Electrical, Plumbing and Other Construction Installation	2	0.1%
434	434 Building Completion and Finishing	2	0.1%
439	439 Other Specialized Construction Activities	0	
451	451 Wholesale on a Fee or Contract Basis	0	
452	452 Wholesale of General Merchandise	0	
453	453 Wholesale of Agricultural Raw Materials and Live Animals	0	
454	454 Wholesale of Food, Beverages and Tobacco	1	0.0%
455	455 Wholesale of Textiles and Clothing	1	0.0%
456	456 Wholesale of Household Appliances and Goods	0	
457	457 Wholesale of Pharmaceutical and Medical Goods and Cosmet	1	0.0%
458	458 Wholesale of Cultural and Recreation Goods	0	
461	461 Wholesale of Construction Materials	0	
462	462 Wholesale of Chemical Materials and Chemical Products	0	
463	463 Wholesale of Fuel and Related Products	1	0.0%
464	464 Wholesale of Machinery and Equipment	2	0.1%
465	465 Wholesale of Motor Vehicles and Motorcycles and Related	0	

m3s115c20: 115c-2.(September 2014-now).Job 3:What is the name of the company/ organization of this job and what are the main businesses or services?

Value	Label	Cases	Percentage
469	469 Other Specialized Wholesale	0	
471	471 Retail Sale in Non-specialized Stores	3	0.1%
472	472 Retail Sale of Food, Beverages and Tobacco in Specialize	0	
473	473 Retail Sale of Textiles and Clothing in Specialized Stor	1	0.0%
474	474 Retail Sale of Household Appliances and Goods in Special	1	0.0%
475	475 Retail Sale of Pharmaceutical and Medical Goods and Cosm	0	
476	476 Retail Sale of Cultural and Recreation Goods in Speciali	0	
481	481 Retail Sale of Construction Materials in Specialized Sto	0	
482	482 Retail Sale of Fuel and Related Products in Specialized	0	
483	483 Retail Sale of Information and Communications Equipment	0	
484	484 Retail Sale of Motor Vehicles, Motorcycles and Related P	0	
485	485 Other Retail Sale in Specialized Stores	0	
486	486 Retail Sale via Stalls	0	
487	487 Retail Trade Not in Stores or Stalls	2	0.1%
491	491 Transport via Railways	0	
492	492 Public Rapid Transit	0	
493	493 Bus Transportation	1	0.0%
494	494 Freight Truck Transport	0	
499	499 Other Land Transportation	0	
501	501 Ocean Transportation	0	
502	502 Inland and Lake Transportation	0	
510	510 Air Transport	0	
521	521 Customs Clearance Services	0	
522	522 Shipping Agency Services	0	
523	523 Freight Transportation Forwarding Services	0	
524	524 Service Activities Incidental to Land Transportation	0	
525	525 Service Activities Incidental to Water Transportation	0	
526	526 Service Activities Incidental to Air Transportation	0	
529	529 Other Transportation Support Activities	0	
530	530 Warehousing and Storage	1	0.0%
541	541 Postal Activities	0	
542	542 Courier Activities	0	
551	551 Short Term Accommodation Activities	1	0.0%
559	559 Other Accommodation	0	
561	561 Food Service Activities	6	0.2%
562	562 Event Catering and Other Food Service Activities	0	
563	563 Beverage Serving Activities	1	0.0%
581	581 Publishing of Books, Periodicals and Other Publishing Ac	1	0.0%
582	582 Software Publishing	0	
591	591 Motion Picture, Video and Television Programme Activitie	0	
592	592 Sound Recording and Music Publishing Activities	0	
601	601 Radio Broadcasting	0	
602	602 Television Broadcasting and Subscription Programming	0	
610	610 Telecommunications	2	0.1%

m3s115c20: 115c-2.(September 2014-now).Job 3:What is the name of the company/ organization of this job and what are the main businesses or services?

Value	Label	Cases	Percentage
620	620 Computer Programming, Consultancy and Related Activities	4	0.2%
631	631 Data Processing, Hosting and Related Activities, Web Por	1	0.0%
639	639 Other Information Service Activities	0	
641	641 Monetary Intermediation	2	0.1%
642	642 Activities of Holding Companies	0	
643	643 Trusts, Funds and Similar Financial Entities	0	
649	649 Other Financial Service Activities	0	
651	651 Insurance of the Person	1	0.0%
652	652 Non-life Insurance	0	
653	653 Reinsurance	0	
654	654 Pension Funding	0	
655	655 Activities Auxiliary to Insurance	0	
661	661 Securities	0	
662	662 Commodity Contracts	0	
664	664 Fund Management Activities	0	
669	669 Other Activities Auxiliary to Financial Service Activiti	1	0.0%
670	670 Real Estate Development Activities	0	
681	681 Real Estate Operation Activities	0	
689	689 Other Real Estate Activities	0	
691	691 Legal Activities	0	
692	692 Accounting, Bookkeeping and Auditing Activities; Tax Con	0	
701	701 Activities of Head Offices	0	
702	702 Management Consultancy Activities	0	
711	711 Architecture and Engineering Activities and Related Tech	1	0.0%
712	712 Technical Testing and Analysis	0	
721	721 Research and Experimental Development on Natural Science	0	
722	722 Research and Experimental Development on Social Sciences	0	
723	723 Miscellaneous Scientific Research and Development	0	
731	731 Advertising	1	0.0%
732	732 Market Research and Public Opinion Polling	0	
740	740 Specialized Design Activities	2	0.1%
750	750 Veterinary Activities	0	
760	760 Other Professional, Scientific and Technical Activities	0	
771	771 Renting and Leasing of Machinery and Equipment	0	
772	772 Renting and Leasing of Transport Equipment	0	
773	773 Renting and Leasing of Personal and Household Goods	0	
774	774 Leasing of Intellectual Property and Similar Products, E	0	
781	781 Activities of Employment Placement Agencies	0	
782	782 Human Resources Provision Activities	1	0.0%
790	790 Travel agency, Tour Operator, Reservation Service and Re	0	
800	800 Security and Investigation Activities	0	
811	811 Combined Facilities Support Activities	0	
812	812 Cleaning Activities	1	0.0%
813	813 Landscape Care and Maintenance Service Activities	0	

m3s115c20: 115c-2.(September 2014-now).Job 3:What is the name of the company/ organization of this job and what are the main businesses or services?

Value	Label	Cases	Percentage
820	820 Office Administrative and Support Activities	0	
831	831 Public Administration	1	0.0%
832	832 Defence Activities	0	
833	833 Compulsory Social Security Activities	0	
840	840 Activities of Extraterritorial Organizations and Bodies	0	
851	851 Pre-primary Education	1	0.0%
852	852 Primary Education	0	
853	853 Junior High Education	0	
854	854 Senior Secondary Education	0	
855	855 Higher Education	2	0.1%
856	856 Special Education	0	
858	858 Educational Support Activities	0	
859	859 Other Education	3	0.1%
861	861 Hospital Activities	0	
862	862 Clinic Activities	1	0.0%
869	869 Other Human Health Activities	0	
870	870 Residential Care Activities	0	
880	880 Social Work Activities without Accommodation	0	
901	901 Artistic Creation	1	0.0%
902	902 Performing Arts	0	
903	903 Support Activities to Creative and Performing Arts	0	
910	910 Libraries, Archives, Museums and Other Cultural Activiti	0	
920	920 Gambling and Betting Activities	0	
931	931 Sports Activities	1	0.0%
932	932 Amusement and Recreation Activities	0	
941	941 Activities of Religious Organizations	0	
942	942 Activities of Business, Employers, Professional Membersh	0	
949	949 Activities of Other Membership Organizations	1	0.0%
951	951 Maintenance and Repair of Motor Vehicles and Motor Vehic	0	
952	952 Repair of Computers, Communication Equipment and Electro	0	
959	959 Maintenance and Repair of Other Personal and Household G	0	
961	961 Washing and (Dry-) Cleaning of Textile and Fur Products	0	
962	962 Beauty Treatment	0	
963	963 Funeral and Related Activities	0	
964	964 Activities of Households as Employers of Domestic Person	1	0.0%
969	969 Other Personal Service Activities Not Elsewhere Classifi	0	
993	993 irregular	0	
994	994 irregular	0	
995	995 Overseas	0	
997	997 Don't know	0	
998	998 Refuse to answer	11	0.4%
999	999 missing	8	0.3%

Warning: these figures indicate the number of cases found in the data file. They cannot be interpreted as summary statistics of the population of interest.

m3s115c30: 115c-3.(September 2014-now)Job 3:What was the title and content of this job?

Information [Type= continuous] [Format=numeric] [Range= 0-9999] [Missing=*]

Statistics [NW/ W] [Valid=2551 /-] [Invalid=0 /-]

Value	Label	Cases	Percentage
0	0 Skip	2467	96.7%
100	0100 Armed Forces Occupations	0	
1000	1000 Legislators, Senior Officials and Managers	0	
1100	1100 Legislators, Senior Officials and Chief Executives	0	
1110	1110 Legislators and Senior Officials	0	
1111	1111 Legislators	0	
1112	1112 Senior Government Officials	0	
1113	1113 Senior Officials of Special-Interest Organizations	0	
1120	1120 Managing Directors and Chief Executives	0	
1200	1200 Administrative and Commercial Managers	0	
1210	1210 Business Services and Administration Managers	0	
1211	1211 Finance Managers	0	
1212	1212 Human Resource Managers	0	
1219	1219 Other Business Services and Administration Managers	1	0.0%
1220	1220 Sales, Marketing and Development Managers	0	
1221	1221 Sales and Marketing Managers	1	0.0%
1222	1222 Advertising and Public Relations Managers	0	
1223	1223 Research and Development Managers	0	
1300	1300 Production and Specialized Services Managers	0	
1310	1310 Production Managers in Agriculture, Forestry and Fisher	0	
1320	1320 Mining, Manufacturing, Construction, and Distribution M	0	
1321	1321 Mining Managers	0	
1322	1322 Manufacturing Managers	0	
1323	1323 Construction Managers	0	
1324	1324 Supply, Distribution and Storage Managers	0	
1330	1330 Information and Communications Technology Service Manag	0	
1340	1340 Professional Services Managers	0	
1341	1341 Health Service Managers	0	
1342	1342 Aged Care Service Managers	0	
1343	1343 Social Welfare Managers	0	
1344	1344 Education Managers	0	
1345	1345 Financial and Insurance Services Branch Managers	0	
1349	1349 Other Professional Services Managers	0	
1400	1400 Hospitality, Retail and Other Establishments Services M	0	
1410	1410 Hotel and Restaurant Managers	0	
1411	1411 Hotel Managers	0	
1412	1412 Restaurant Managers	0	
1420	1420 Wholesale and Retail Trade Managers	0	
1490	1490 Other Establishment Services Managers	0	
1491	1491 Sports, Recreation and Cultural Center Managers	0	
1499	1499 Establishment Services Managers Not Elsewhere Classifie	0	
2000	2000 Professionals	0	
2100	2100 Science and Engineering Professionals	0	

m3s115c30: 115c-3.(September 2014-now).Job 3:What was the title and content of this job?

Value	Label	Cases	Percentage
2110	2110 Physical, Chemical and Earth Science Professionals	0	
2111	2111 Physicists and Astronomers	0	
2112	2112 Meteorologists	0	
2113	2113 Chemists	0	
2114	2114 Geologists and Geophysicists	0	
2120	2120 Mathematicians, Actuaries and Statisticians	0	
2130	2130 Life Science Professionals	0	
2131	2131 Biologists, Botanists, Zoologists and Related Professio	0	
2132	2132 Agriculture, Forestry and Fishery Professionals	0	
2133	2133 Environmental Protection Professionals	0	
2140	2140 Engineering Professionals (Excluding Electrotechnology)	0	
2141	2141 Industrial and Production Engineers	0	
2142	2142 Civil Engineers	0	
2143	2143 Environmental Engineers	0	
2144	2144 Mechanical Engineers	0	
2145	2145 Chemical Engineers	0	
2146	2146 Mining Engineers, Metallurgists and Related Professiona	0	
2149	2149 Other Engineering Professionals	0	
2150	2150 Electrotechnology Engineers	0	
2151	2151 Electrical Engineers	0	
2152	2152 Electronics Engineers	1	0.0%
2153	2153 Telecommunications Engineers	0	
2160	2160 Architects, Planners and Surveyors	0	
2161	2161 Building Architects	1	0.0%
2162	2162 Town and Traffic Planners	0	
2163	2163 Surveyors and Cartographers	0	
2170	2170 Designers	0	
2171	2171 Interior Architects	1	0.0%
2172	2172 Graphic and Multimedia Designers	1	0.0%
2173	2173 Product and Garment Designers	1	0.0%
2200	2200 Health Professionals	0	
2210	2210 Medical Doctors	0	
2220	2220 Nursing and Midwifery Professionals	1	0.0%
2230	2230 Dentists	0	
2240	2240 Doctors of Chinese Medicine	0	
2250	2250 Veterinarians	0	
2260	2260 Pharmacists	0	
2290	2290 Other Health Professionals	0	
2291	2291 Environmental and Occupational Health and Hygiene Profe	0	
2292	2292 Physiotherapists	0	
2293	2293 Dieticians and Nutritionists	0	
2294	2294 Audiologists and Speech Therapists	0	
2295	2295 Occupational Therapists	0	
2299	2299 Health Professionals Not Elsewhere Classified	0	
2300	2300 Teaching Professionals	0	

m3s115c30: 115c-3.(September 2014-now)Job 3:What was the title and content of this job?

Value	Label	Cases	Percentage
2310	2310 Higher Education Teachers	0	
2320	2320 Secondary Education Teachers	0	
2330	2330 Primary School and Early Childhood Teachers	0	
2331	2331 Primary School Teachers	0	
2332	2332 Early Childhood Educators	1	0.0%
2340	2340 Special Education Teachers	0	
2390	2390 Other Teaching Professionals	0	
2391	2391 Language Teachers(Excluding School Teachers)	0	
2392	2392 Music Teachers(Excluding School Teachers)	0	
2393	2393 Arts Teachers(Excluding School Teachers)	0	
2394	2394 Information Technology Trainers	0	
2395	2395 Cram School Teachers for Schoolwork and Employment Elig	1	0.0%
2399	2399 Teaching Professionals Not Elsewhere Classified	0	
2400	2400 Business and Administration Professionals	0	
2410	2410 Finance Professionals	0	
2411	2411 Accounting Professionals	0	
2412	2412 Financial and Investment Advisers	0	
2420	2420 Administration Professionals	0	
2421	2421 Organization and Policy Administration Professionals	0	
2422	2422 Personnel, Training and Staff Development Professionals	0	
2430	2430 Marketing, Public Relations and Technical Sales Profess	0	
2431	2431 Advertising and Marketing Professionals	0	
2432	2432 Public Relations Professionals	0	
2433	2433 Information and Communications Technology Sales Profess	0	
2434	2434 Medical and Other Technical Sales Professionals	0	
2500	2500 Information and Communications Technology Professionals	0	
2510	2510 Software and Applications Developers and Analysts	0	
2511	2511 Systems Analysts and Designers	0	
2512	2512 Software Developers and Programmers	1	0.0%
2513	2513 Web and Multimedia Developers	1	0.0%
2519	2519 Other Software and Applications Developers and Analysts	0	
2520	2520 Database and Network Professionals	0	
2521	2521 Database Designers and Administrators	0	
2522	2522 Systems Administrators	0	
2523	2523 Computer Network Professionals	0	
2529	2529 Other Database and Network Professionals	0	
2600	2600 Legal, Social and Cultural Professionals	0	
2610	2610 Legal Professionals	0	
2611	2611 Lawyers and Public Advocates	0	
2612	2612 Judges	0	
2613	2613 Public Prosecutors	0	
2619	2619 Other Legal Professionals	0	
2620	2620 Archivists, Curators and Librarians	0	
2621	2621 Archivists and Curators	0	
2622	2622 Librarians and Related Information Professionals	0	

m3s115c30: 115c-3.(September 2014-now)Job 3:What was the title and content of this job?

Value	Label	Cases	Percentage
2630	2630 Social and Religious Professionals	0	
2631	2631 Economists	0	
2632	2632 Sociologists, Anthropologists and Related Professionals	0	
2633	2633 Philosophers, Historians and Political Scientists	0	
2634	2634 Psychologists	0	
2635	2635 Social Work Professionals	0	
2636	2636 Religious Professionals	0	
2640	2640 Authors, Journalists and Linguists	0	
2641	2641 Authors and Related Writers	1	0.0%
2642	2642 Journalists	0	
2643	2643 Linguists, Translators and Interpreters	0	
2650	2650 Creative and Performing Artists	0	
2651	2651 Visual Artists	0	
2652	2652 Musicians, Singers and Composers	0	
2653	2653 Dancers and Choreographers	0	
2654	2654 Film, Stage and Related Directors and Producers	0	
2655	2655 Actors	0	
2656	2656 Announcers On Radio, Television and Other Media	0	
2659	2659 Other Creative and Performing Artists	0	
3000	3000 Technicians and Associate Professionals	0	
3100	3100 Science and Engineering Associate Professionals	0	
3110	3110 Physical, Chemical and Engineering Science Technicians	0	
3111	3111 Physical and Chemical Science Technicians	0	
3112	3112 Civil Engineering Technicians	0	
3113	3113 Electrical Engineering Technicians	0	
3114	3114 Electronics Engineering Technicians	0	
3115	3115 Mechanical Engineering Technicians	0	
3116	3116 Chemical Engineering Technicians	0	
3117	3117 Industrial and Production Technicians	0	
3118	3118 Draughtspersons	0	
3119	3119 Other Engineering Science Technicians	0	
3120	3120 Mining, Manufacturing and Construction Supervisors	0	
3121	3121 Mining Supervisors	0	
3122	3122 Manufacturing Supervisors	0	
3123	3123 Construction Supervisors	1	0.0%
3130	3130 Process Control Technicians	0	
3131	3131 Power Production Plant Operators	0	
3132	3132 Incinerator ,Water Treatment and Related Plant Operator	0	
3133	3133 Chemical Processing Plant Controllers	0	
3134	3134 Petroleum and Natural Gas Refining Plant Operators	0	
3135	3135 Metal Production Process Controllers	0	
3139	3139 Other Process Control Technicians	0	
3140	3140 Life Science Technicians and Related Associate Professi	0	
3141	3141 Life Science Technicians	0	
3142	3142 Agricultural, Forestry and Fishery Technicians and Popu	0	

m3s115c30: 115c-3.(September 2014-now).Job 3:What was the title and content of this job?

Value	Label	Cases	Percentage
3150	3150 Ship and Aircraft Controllers and Related Technicians	0	
3151	3151 Ships' Engineers	0	
3152	3152 Ships' Deck Officers and Pilots	0	
3153	3153 Aircraft Pilots and Related Associate Professionals	0	
3154	3154 Air Traffic Controllers	0	
3155	3155 Air Traffic Safety Electronics Technicians	0	
3200	3200 Health Associate Professionals	0	
3210	3210 Medical and Pharmaceutical Technicians	0	
3211	3211 Medical Imaging and Therapeutic Equipment Technicians	0	
3212	3212 Medical and Pathology Laboratory Technicians	1	0.0%
3213	3213 Pharmaceutical Technicians and Assistants	0	
3214	3214 Medical and Dental Prosthetic Technicians	0	
3220	3220 Nursing Associate Professionals	0	
3230	3230 Traditional Medicine Technicians	0	
3240	3240 Veterinary Associate Professionals	0	
3290	3290 Other Health Associate Professionals	0	
3291	3291 Dental Assistants and Therapists	0	
3292	3292 Medical Records and Health Information Technicians	0	
3293	3293 Dispensing Opticians	0	
3294	3294 Physiotherapy Technicians and Assistants	0	
3295	3295 Environmental and Occupational Health Technicians	0	
3296	3296 Ambulance Workers	0	
3299	3299 Health Associate Professionals Not Elsewhere Classified	1	0.0%
3300	3300 Business and Administration Associate Professionals	0	
3310	3310 Financial and Mathematical Associate Professionals	0	
3311	3311 Securities and Finance Dealers and Brokers	0	
3312	3312 Credit and Loans Officers	0	
3313	3313 Accounting Associate Professionals	1	0.0%
3314	3314 Statistical, Mathematical and Actuarial Associate Profe	0	
3315	3315 Valuers and Loss Assessors	0	
3320	3320 Sales and Purchasing Agents and Brokers	0	
3321	3321 Insurance Representatives	0	
3322	3322 Commercial Sales Representatives	6	0.2%
3323	3323 Buyers	0	
3324	3324 Trade Brokers	0	
3330	3330 Business Services Agents	0	
3331	3331 Clearing and Forwarding Agents	0	
3332	3332 Conference and Event Planners	0	
3333	3333 Employment Agents and Contractors	0	
3334	3334 Real Estate Agents and Property Managers	0	
3339	3339 Other Business Services Agents	0	
3340	3340 Office Supervisors and Specialized Secretaries	0	
3341	3341 Office Supervisors	0	
3342	3342 Specialized Secretaries	0	
3350	3350 Regulatory Government Associate Professionals	0	

m3s115c30: 115c-3.(September 2014-now).Job 3:What was the title and content of this job?

Value	Label	Cases	Percentage
3351	3351 Customs and Border Inspectors	0	
3352	3352 Government Tax and Excise Officials	0	
3353	3353 Government Social Benefits Officials	0	
3354	3354 Government Licensing Officials	0	
3355	3355 Police Inspectors	0	
3359	3359 Other Government Regulatory Associate Professionals	0	
3400	3400 Legal, Social, Cultural and Related Associate Professio	0	
3410	3410 Legal, Social and Religious Associate Professionals	0	
3411	3411 Legal and Related Associate Professionals	0	
3412	3412 Social Work Associate Professionals	1	0.0%
3413	3413 Religious Associate Professionals	0	
3420	3420 Sports and Fitness Workers	0	
3421	3421 Athletes and Sports Players	0	
3422	3422 Sports, Fitness and Recreation Instructors	0	
3430	3430 Artistic, Cultural and Culinary Associate Professionals	0	
3431	3431 Photographers	0	
3432	3432 Gallery, Library and Museum Associate Professionals	0	
3433	3433 Chefs	0	
3439	3439 Other Artistic and Cultural Associate Professionals	2	0.1%
3500	3500 Information and Communications Technicians	0	
3510	3510 Information and Communications Technology Technicians	0	
3511	3511 Information and Communications Technology Operations Te	0	
3512	3512 Information and Communications Technology User Support	0	
3513	3513 Computer Network and Systems Technicians	0	
3514	3514 Web Technicians	0	
3520	3520 Telecommunications and Broadcasting Technicians	0	
3521	3521 Broadcasting and Audio-Visual Technicians	0	
3522	3522 Telecommunications Engineering Technicians	0	
4000	4000 Clerical Support Workers	0	
4100	4100 General And Keyboard Clerks	0	
4110	4110 General Office Clerks	2	0.1%
4120	4120 Clerical Secretaries	0	
4130	4130 Keyboard Operator and Related Clerks	1	0.0%
4200	4200 Customer Services Clerks	0	
4210	4210 Tellers, Debt-Collectors and Related Clerks	0	
4211	4211 Bank Tellers and Related Clerks	0	
4212	4212 Bookmakers, Croupiers and Related Gaming Workers	0	
4213	4213 Pawnbrokers and Money-Lenders	0	
4214	4214 Debt-Collectors and Related Workers	0	
4220	4220 Client Information Workers	0	
4221	4221 Travel Consultants and Clerks	0	
4222	4222 Receptionists and Information Counter Clerks	0	
4223	4223 Telephone Switchboard Operators	0	
4224	4224 Contact Center Information Clerks	2	0.1%
4225	4225 Survey And Market Research Interviewers	0	

m3s115c30: 115c-3.(September 2014-now)Job 3:What was the title and content of this job?

Value	Label	Cases	Percentage
4229	4229 Other Client Information Workers	0	
4300	4300 Accounting, Production, Transport and Related Clerks	0	
4310	4310 Accounting, Statistical and Related Clerks	0	
4311	4311 Accounting and Bookkeeping Clerks	0	
4312	4312 Statistical, Finance and Insurance Clerks	1	0.0%
4320	4320 Production, Transport and Related Clerks	0	
4321	4321 Stock Clerks	0	
4322	4322 Production Clerks	0	
4323	4323 Transport Clerks	0	
4900	4900 Other Clerical Support Workers	0	
4910	4910 Personnel Clerks	1	0.0%
4990	4990 Clerical Support Workers Not Elsewhere Classified	0	
4991	4991 Library Clerks	0	
4992	4992 Mail Sorting Clerks and Carriers	0	
4993	4993 Coding, Proof-Reading and Related Clerks	0	
4994	4994 Filing and Copying Clerks	0	
4995	4995 Education and Related Clerks	0	
4999	4999 Other Clerical Support Workers Not Elsewhere Classified	0	
5000	5000 Service and Sales Workers	0	
5100	5100 Personal Service Workers	0	
5110	5110 Travel Attendants and Related Workers	0	
5111	5111 Flight Attendants and Ship Stewards	0	
5112	5112 Transport Conductors	0	
5113	5113 Travel Guides	0	
5120	5120 Cooks	2	0.1%
5130	5130 Food Service Workers	0	
5131	5131 Bartenders	0	
5139	5139 Other Food Service Workers	5	0.2%
5140	5140 Hairdressers, Beauticians, Modeling Designers and Relat	0	
5150	5150 Building and Housekeeping Supervisors	0	
5151	5151 Building Caretakers	0	
5152	5152 Domestic Housekeepers	0	
5159	5159 Other Establishment Housekeepers	0	
5190	5190 Other Personal Service Workers	0	
5191	5191 Astrologers, Fortune-Tellers and Related Workers	0	
5192	5192 Undertakers and Related Workers	0	
5193	5193 Pet Groomers and Animal Care Workers	0	
5194	5194 Driving Instructors	0	
5199	5199 Personal Service Workers Not Elsewhere Classified	0	
5200	5200 Sales Workers and Demonstrators	0	
5210	5210 Street and Market Salespersons	0	
5211	5211 Stall and Market Salespersons	0	
5212	5212 Street Food Salespersons	0	
5220	5220 Shop Salespersons	5	0.2%
5230	5230 Cashiers and Ticket Clerks	1	0.0%

m3s115c30: 115c-3.(September 2014-now)Job 3:What was the title and content of this job?

Value	Label	Cases	Percentage
5290	5290 Other Sales Workers and Demonstrators	0	
5291	5291 Fashion and Other Models	0	
5292	5292 Sales Demonstrators	0	
5293	5293 Door to Door Salespersons	0	
5294	5294 Contact Center Salespersons	3	0.1%
5295	5295 Service Station Attendants	0	
5296	5296 Food Service Counter Attendants	0	
5299	5299 Sales Workers Not Elsewhere Classified	0	
5300	5300 Personal Care Workers	0	
5310	5310 Child Care Workers	1	0.0%
5320	5320 Personal Care Workers in Health Services	0	
5400	5400 Protective Services Workers	0	
5401	5401 Firefighters	0	
5402	5402 Police Officers	0	
5403	5403 Bailiff and Correctional Officers	0	
5404	5404 Security Guards	0	
5409	5409 Other Protective Services Workers	1	0.0%
6000	6000 Skilled Agricultural, Forestry and Fishery Workers	0	
6010	6010 Agronomic and Garden Crop Growers	0	
6020	6020 Animal Producers	0	
6021	6021 Livestock Producers	0	
6022	6022 Poultry Producers	0	
6023	6023 Apiarists and Seri culturists	0	
6029	6029 Other Animal Producers	0	
6030	6030 Mixed Crop and Animal Producers	0	
6040	6040 Forestry and Related Workers	0	
6050	6050 Fishery Workers	0	
6051	6051 Aquaculture Workers	0	
6052	6052 Inland and Coastal Waters Fishery Workers	0	
6053	6053 Deep-Sea Fishery Workers	0	
7000	7000 Craft and Related Trades Workers	0	
7100	7100 Building and Related Trades Workers	0	
7110	7110 Building Frame and Related Trades Workers	0	
7111	7111 Bricklayers and Related Workers	0	
7112	7112 Stonemasons, Stone Cutters and Carvers	0	
7113	7113 Concrete Placers and Related Workers	0	
7114	7114 Carpenters and Joiners	1	0.0%
7119	7119 Other Building Frame and Related Trades Workers	0	
7120	7120 Building Finishers and Related Trades Workers	0	
7121	7121 Roofers	0	
7122	7122 Floor and Wall Layers, Tile Setters	0	
7123	7123 Plasterers	0	
7124	7124 Insulation Workers	0	
7125	7125 Glaziers	0	
7126	7126 Plumbers and Pipe Fitters	0	

m3s115c30: 115c-3.(September 2014-now)Job 3:What was the title and content of this job?

Value	Label	Cases	Percentage
7127	7127 Air Conditioning and Refrigeration Mechanics	0	
7130	7130 Painters, Building Structure Cleaners and Related Trade	0	
7131	7131 Painters, Spray Painters, Varnishers and Related Worker	0	
7132	7132 Building Structure Cleaners	0	
7200	7200 Metal, Machinery and Related Trades Workers	0	
7210	7210 Metal Moulders, Welders, Sheet-Metal Workers and Relate	0	
7211	7211 Metal Moulders and Coremakers	0	
7212	7212 Welders and Flame Cutters	0	
7213	7213 Sheet-Metal Workers	0	
7214	7214 Structural-Metal Preparers and Erectors	0	
7215	7215 Riggers and Cable Splicers	0	
7220	7220 Blacksmiths, Toolmakers and Related Trades Workers	0	
7221	7221 Blacksmiths, Hammersmiths and Forging Press Workers	0	
7222	7222 Toolmakers and Related Workers	0	
7223	7223 Metal Working Machine Tool Setters and Operators	0	
7224	7224 Metal Polishers and Tool Sharpeners	0	
7230	7230 Machinery Mechanics and Repairers	0	
7231	7231 Motor Vehicle Mechanics and Repairers	0	
7232	7232 Aircraft Engine Mechanics and Repairers	0	
7233	7233 Industrial Machinery Mechanics and Repairers	0	
7234	7234 Bicycle and Related Repairers	0	
7300	7300 Handicraft and Printing Workers	0	
7310	7310 Handicraft Workers	0	
7311	7311 Precision-Instrument Makers and Repairers	0	
7312	7312 Musical Instrument Makers and Tuners	0	
7313	7313 Jewellery and Precious-metal Workers	0	
7314	7314 Potters and Related Workers	0	
7315	7315 Glass Makers, Cutters, Grinders and Finishers	0	
7316	7316 Sign Writers, Decorative Painters, Engravers and Etcher	0	
7317	7317 Handicraft Workers in Wood, Bamboo, Rattan and Related	0	
7318	7318 Handicraft Workers in Textile, Leather and Related Mate	0	
7319	7319 Other Handicraft Workers	0	
7320	7320 Printing Trades Workers	0	
7321	7321 Pre-Press Technicians	0	
7322	7322 Printers	0	
7323	7323 Print Binding and Related Workers	0	
7400	7400 Electrical and Electronic Trades Workers	0	
7410	7410 Electrical Equipment Installers and Repairers	0	
7411	7411 Building and Related Electricians	1	0.0%
7412	7412 Electrical Mechanics and Fitters	0	
7413	7413 Electrical Line Installers and Repairers	0	
7420	7420 Electronic Equipment Installers and Repairers	0	
7421	7421 Information and Communications Technology Installers an	0	
7429	7429 Other Electronic Equipment Installers and Repairers	0	
7900	7900 Other Craft and Related Trades Workers	0	

m3s115c30: 115c-3.(September 2014-now)Job 3:What was the title and content of this job?

Value	Label	Cases	Percentage
7910	7910 Food Processing and Related Trades Workers	0	
7911	7911 Butchers, Fishmongers and Related Food Preparers	0	
7912	7912 Bakers, Pastry-cooks and Confectionery Makers	2	0.1%
7913	7913 Dairy-Products Makers	0	
7914	7914 Fruit, Vegetable and Related Preservers	0	
7915	7915 Food and Beverage Tasters and Graders	0	
7919	7919 Other Food Processing and Related Trades Workers	0	
7920	7920 Wood Treaters, Cabinet-makers and Related Trades Worker	0	
7921	7921 Wood Dryer Tenders and Preservers	0	
7922	7922 Cabinet-makers and Related Workers	0	
7923	7923 Woodworking-Machine Tool Setters and Operators	0	
7930	7930 Garment and Related Trades Workers	0	
7931	7931 Tailors, Dressmakers, Furriers and Hatters	0	
7932	7932 Garment and Related Patternmakers and Cutters	1	0.0%
7933	7933 Sewers, Embroiderers and Related Workers	0	
7934	7934 Pelt Dressers, Tanners and Fellmongers	0	
7935	7935 Shoemakers and Related Workers	0	
7990	7990 Craft and Related Workers Not Elsewhere Classified	0	
7991	7991 Underwater Divers	0	
7992	7992 Shotfirers and Blasters	0	
7993	7993 Product Graders and Testers (Except Foods and Beverages	0	
7994	7994 Fumigators and Other Pest and Weed Controllers	0	
7999	7999 Other Craft and Related Workers Not Elsewhere Classifie	0	
8000	8000 Plant and Machine Operators, and Assemblers	0	
8100	8100 Stationary Plant and Machine Operators	0	
8110	8110 Mining and Mineral Processing Plant Operators	0	
8111	8111 Miners and Quarriers	0	
8112	8112 Mineral and Stone Processing Plant Operators	0	
8113	8113 Well Drillers and Related Workers	0	
8114	8114 Cement, Stone and Other Mineral Products Machine Operat	0	
8120	8120 Metal Processing and Finishing Plant Operators	0	
8121	8121 Metal Processing Plant Operators	0	
8122	8122 Metal Plating and Coating Machine Operators	0	
8130	8130 Chemical and Photographic Products Plant and Machine Op	0	
8131	8131 Pharmaceutical and Toiletry Products Machine Operators	0	
8132	8132 Photographic Products Machine Operators	0	
8139	8139 Other Chemical Products Plant and Machine Operators	0	
8140	8140 Rubber, Plastic and Paper Products Machine Operators	0	
8141	8141 Rubber Products Machine Operators	0	
8142	8142 Plastic Products Machine Operators	0	
8143	8143 Paper Products Machine Operators	0	
8150	8150 Textile, Fur and Leather Products Machine Operators	0	
8151	8151 Fibre Preparing, Spinning and Winding Machine Operators	0	
8152	8152 Weaving and Knitting Machine Operators	0	
8153	8153 Sewing Machine Operators	0	

m3s115c30: 115c-3.(September 2014-now)Job 3:What was the title and content of this job?

Value	Label	Cases	Percentage
8154	8154 Fabric Bleaching, Dyeing and Cleaning Machine Operators	0	
8155	8155 Fur and Leather Preparing Machine Operators	0	
8156	8156 Shoemaking and Related Machine Operators	0	
8157	8157 Laundry Machine Operators	0	
8159	8159 Other Textile, Fur and Leather Products Machine Operato	0	
8160	8160 Food and Related Products Machine Operators	0	
8170	8170 Wood Processing and Papermaking Plant Operators	0	
8171	8171 Wood Processing Plant Operators	0	
8172	8172 Pulp and Papermaking Plant Operators	0	
8190	8190 Other Stationary Plant and Machine Operators	0	
8191	8191 Glass and Ceramics Plant Operators	0	
8192	8192 Steam Engine and Boiler Operators	0	
8193	8193 Packing and Related Machine Operators	1	0.0%
8199	8199 Stationary Plant and Machine Operators Not Elsewhere CI	0	
8200	8200 Assemblers	0	
8201	8201 Mechanical Machinery Assemblers	0	
8202	8202 Electrical and Electronic Equipment Assemblers	1	0.0%
8209	8209 Other Assemblers	0	
8300	8300 Drivers and Mobile Plant Operators	0	
8310	8310 Locomotive Engine Drivers and Related Workers	0	
8311	8311 Locomotive Engine Drivers	0	
8312	8312 Railway Brake, Signal and Switch Operators	0	
8320	8320 Motorcycle, Car and Van Drivers	0	
8321	8321 Motorcycle Drivers	0	
8322	8322 Car and Van Drivers	1	0.0%
8330	8330 Bus and Heavy Truck Drivers	0	
8331	8331 Bus Drivers	0	
8332	8332 Heavy Truck and Lorry Drivers	0	
8340	8340 Mobile Plant Operators	0	
8341	8341 Mobile Farm and Forestry Plant Operators	0	
8342	8342 Earthmoving and Related Plant Operators	0	
8343	8343 Crane, Hoist and Related Plant Operators	0	
8349	8349 Other Mobile Plant Operators	0	
8350	8350 Ships' deck Crews and Related Workers	0	
9000	9000 Elementary Labourers	0	
9100	9100 Cleaners and Helpers	0	
9110	9110 Cleaners and Helpers in Domestic and Related Establishm	0	
9111	9111 Domestic Cleaners and Helpers	1	0.0%
9112	9112 Cleaners and Helpers in Offices, Hotels and Related Est	0	
9190	9190 Other Hand Cleaning Workers	0	
9191	9191 Vehicle Cleaners	0	
9192	9192 Window Cleaners	0	
9199	9199 Hand Cleaning Workers Not Elsewhere Classified	0	
9200	9200 Agricultural, Forestry and Fishery Labourers	0	
9201	9201 Agricultural Labourers	1	0.0%

m3s115c30: 115c-3.(September 2014-now)Job 3:What was the title and content of this job?

Value	Label	Cases	Percentage
9202	9202 Forestry Labourers	0	
9203	9203 Fishery and Aquaculture Labourers	0	
9300	9300 Labourers In Mining, Construction, Manufacturing and Tr	0	
9310	9310 Mining and Construction Labourers	0	
9311	9311 Mining and Quarrying Labourers	0	
9312	9312 Civil Engineering and Building Construction Labourers	0	
9320	9320 Manufacturing Labourers	2	0.1%
9330	9330 Transport and Storage Labourers	1	0.0%
9400	9400 Street Service Workers and No-Food Vendors	0	
9401	9401 Street and Related Service Workers	0	
9402	9402 Street Vendors(Excluding Food)	0	
9500	9500 Refuse Workers, Sweepers and Related Workders	0	
9501	9501 Garbage and Recycling Collectors and Refuse Sorters	0	
9502	9502 Sweepers and Related Labourers	0	
9900	9900 Other Elementary Labourers	0	
9901	9901 Food Preparation Helpers	0	
9902	9902 Meter Readers and Vending-Machine Collectors	0	
9909	9909 Elementary Labourers not Elsewhere Classified	1	0.0%
9997	9997 Don't know	0	
9998	9998 Refuse to answer	11	0.4%
9999	9999 missing	8	0.3%

Warning: these figures indicate the number of cases found in the data file. They cannot be interpreted as summary statistics of the population of interest.

m3s115c40: 115c-4.(September 2014-now)Job 3:Which of the following job titles corresponds with this job?

Information	[Type= discrete] [Format=numeric] [Range= 0-99] [Missing=*]
Statistics [NW/ W]	[Valid=2551 /-] [Invalid=0 /-]

Value	Label	Cases	Percentage
0	(0)Skip	2467	96.7%
1	(01)Government departments	1	0.0%
2	(02)Public school	1	0.0%
3	(03)Private school	1	0.0%
4	(04)Public enterprises	0	
5	(05)private enterprises or instituttions (including civil as	58	2.3%
6	(06)Non-profit(or non-governmental) organizations	1	0.0%
7	(07)work for myself, hire people	2	0.1%
8	(08)work for myself, don't hire	1	0.0%
9	(09) Help family business, with salary	0	
10	(10) Help family business, without salary	0	
11	(11) Compulsory service, alternative service, and research a	0	
97	(97)Don't know	0	
98	(98)Refuse to answer	11	0.4%
99	(99)missing	8	0.3%

Warning: these figures indicate the number of cases found in the data file. They cannot be interpreted as summary statistics of the population of interest.

m3s115c50: 115c-5.(September 2014-now)Job 3:What was the job identity of this job?

Information	[Type= discrete] [Format=numeric] [Range= 0-99] [Missing=*]
--------------------	---

m3s115c50: 115c-5.(September 2014-now)Job 3:What was the job identity of this job?

Statistics [NW/ W] [Valid=2551 /-] [Invalid=0 /-]

Value	Label	Cases	Percentage
0	(0)Skip	2467	96.7%
1	(01)Formal staff	44	1.7%
2	(02)Regular contract stuff	9	0.4%
3	(03)Temporary employment	11	0.4%
4	(04)Dispatch labor	1	0.0%
5	(05)Household OEM (original equipment manufacturer)	0	
6	(06)Outsourced (or contracted) personnel (outsourcers or can	0	
7	(07)Other	0	
97	(97)Don't know	0	
98	(98)Refuse to answer	11	0.4%
99	(99)missing	8	0.3%

Warning: these figures indicate the number of cases found in the data file. They cannot be interpreted as summary statistics of the population of interest.

m3s115c60: 115c-6.(September 2014-now)Job 3:How many people work in this company/organization?

Information [Type= discrete] [Format=numeric] [Range= 0-99] [Missing=*]

Statistics [NW/ W] [Valid=2551 /-] [Invalid=0 /-]

Value	Label	Cases	Percentage
0	(0)Skip	2467	96.7%
1	(01)1(did not hire people)	3	0.1%
2	(02)2~4	5	0.2%
3	(03)5~9	10	0.4%
4	(04)10~29	13	0.5%
5	(05)30~99	10	0.4%
6	(06)100~299	10	0.4%
7	(07)300~499	3	0.1%
8	(08)500~999	3	0.1%
9	(09)1000 or more	8	0.3%
97	(97)Don't know	0	
98	(98)Refuse to answer	11	0.4%
99	(99)missing	8	0.3%

Warning: these figures indicate the number of cases found in the data file. They cannot be interpreted as summary statistics of the population of interest.

m3s115c70: 115c-7.(September 2014-now)Job 3:Did you manage people in your position? How many people did you manage?

Information [Type= discrete] [Format=numeric] [Range= 0-99] [Missing=*]

Statistics [NW/ W] [Valid=2551 /-] [Invalid=0 /-]

Value	Label	Cases	Percentage
0	(0)Skip	2467	96.7%
1	(01)did not manage people	56	2.2%
2	(02)1~4	7	0.3%
3	(03)5~9	2	0.1%
4	(04)10~29	0	
5	(05)30~99	0	
6	(06)100~299	0	

m3s115c70: 115c-7.(September 2014-now)Job 3:Did you manage people in your position? How many people did you manage?

Value	Label	Cases	Percentage
7	(07)300~499	0	
8	(08)500~999	0	
9	(09)1000 or more	0	
97	(97)Don't know	0	
98	(98)Refuse to answer	11	0.4%
99	(99)missing	8	0.3%

Warning: these figures indicate the number of cases found in the data file. They cannot be interpreted as summary statistics of the population of interest.

m3s115c80: 115c-8.(September 2014-now)Job 3:(Including overtime work) How many hours a week on average did you work?

Information	[Type= discrete] [Format=numeric] [Range= 0-999] [Missing=*]
Statistics [NW/ W]	[Valid=2551 /-] [Invalid=0 /-]

Value	Label	Cases	Percentage
0	(0)Skip	2467	96.7%
10		2	0.1%
18		1	0.0%
20		2	0.1%
25		2	0.1%
30		1	0.0%
38		1	0.0%
40		20	0.8%
45		5	0.2%
48		7	0.3%
50		6	0.2%
52		2	0.1%
55		2	0.1%
56		1	0.0%
57		1	0.0%
60		7	0.3%
65		1	0.0%
70		2	0.1%
72		1	0.0%
90		1	0.0%
997	(997)Don't know	0	
998	(998)Refuse to answer	11	0.4%
999	(999)missing	8	0.3%

Warning: these figures indicate the number of cases found in the data file. They cannot be interpreted as summary statistics of the population of interest.

m3s115c90: 115c-9.(September 2014-now)Job 3:What is the average monthly salary of this job?

Information	[Type= continuous] [Format=numeric] [Range= 0-9999999] [Missing=*]
Statistics [NW/ W]	[Valid=2551 /-] [Invalid=0 /-]

Value	Label	Cases	Percentage
0	(0)Skip	2467	99.2%
9999997	(9999997)Don't know	0	
9999998	(9999998)Refuse to answer	11	0.4%

# m3s115c90: 115c-9.(September 2014-now)Job 3:What is the average monthly salary of this job?			
Value	Label	Cases	Percentage
9999999	(9999999)missing	8	0.3%
<i>Warning: these figures indicate the number of cases found in the data file. They cannot be interpreted as summary statistics of the population of interest.</i>			
# m3s115d11: 115d-1.(September 2014-now)Job 4:When did you start this job?year			
Information		[Type= discrete] [Format=numeric] [Range= 0-999] [Missing=*]	
Statistics [NW/ W]		[Valid=2551 /-] [Invalid=0 /-]	
Value	Label	Cases	Percentage
0	(0)Skip	2517	98.7%
100		1	0.0%
103		1	0.0%
104		3	0.1%
105		8	0.3%
106		2	0.1%
997	(997)Don't know	0	
998	(998)Refuse to answer	11	0.4%
999	(999)missing	8	0.3%
<i>Warning: these figures indicate the number of cases found in the data file. They cannot be interpreted as summary statistics of the population of interest.</i>			
# m3s115d12: 115d-1.(September 2014-now)Job 4:When did you start this job?month			
Information		[Type= discrete] [Format=numeric] [Range= 0-99] [Missing=*]	
Statistics [NW/ W]		[Valid=2551 /-] [Invalid=0 /-]	
Value	Label	Cases	Percentage
0		2517	98.7%
1		2	0.1%
3		1	0.0%
4		5	0.2%
5		1	0.0%
8		1	0.0%
9		3	0.1%
11		1	0.0%
12		1	0.0%
98		11	0.4%
99		8	0.3%
<i>Warning: these figures indicate the number of cases found in the data file. They cannot be interpreted as summary statistics of the population of interest.</i>			
# m3s115d13: 115d-1.(September 2014-now)Job 4:When did you end this job?year			
Information		[Type= discrete] [Format=numeric] [Range= 0-999] [Missing=*]	
Statistics [NW/ W]		[Valid=2551 /-] [Invalid=0 /-]	
Value	Label	Cases	Percentage
0	(0)Skip	2517	98.7%
101		1	0.0%
104		2	0.1%
105		3	0.1%
106		9	0.4%
997	(997)Don't know	0	
998	(998)Refuse to answer	11	0.4%

# m3s115d13: 115d-1.(September 2014-now)Job 4:When did you end this job?year			
Value	Label	Cases	Percentage
999	(999)missing	8	0.3%
<i>Warning: these figures indicate the number of cases found in the data file. They cannot be interpreted as summary statistics of the population of interest.</i>			
# m3s115d14: 115d-1.(September 2014-now)Job 4:When did you end this job?month			
Information		[Type= discrete] [Format=numeric] [Range= 0-99] [Missing=*]	
Statistics [NW/ W]		[Valid=2551 /-] [Invalid=0 /-]	
Value	Label	Cases	Percentage
0		2517	98.7%
1		1	0.0%
2		4	0.2%
3		2	0.1%
4		2	0.1%
7		1	0.0%
8		1	0.0%
9		1	0.0%
10		1	0.0%
12		2	0.1%
98		11	0.4%
99		8	0.3%
<i>Warning: these figures indicate the number of cases found in the data file. They cannot be interpreted as summary statistics of the population of interest.</i>			
# m3s115d20: 115d-2.(September 2014-now)Job 4:What is the name of the company/ organization of this job and what are the main businesses or services?			
Information		[Type= discrete] [Format=numeric] [Range= 0-999] [Missing=*]	
Statistics [NW/ W]		[Valid=2551 /-] [Invalid=0 /-]	
Value	Label	Cases	Percentage
0	0 Skip	2517	98.7%
11	011 Growing of Crops	0	
12	012 Animal Husbandry	0	
13	013 Support Activities to Agricultural and Animal Husbandry	0	
20	020 Forestry	0	
31	031 Fishing	0	
32	032 Aquaculture	0	
50	050 Extraction of Crude Petroleum and Natural Gas	0	
60	060 Quarrying of Stone, Sand, Clay and Other Mining	0	
81	081 Processing and Preserving of Meat	0	
82	082 Processing and Preserving of Fish, Crustaceans and Mollu	0	
83	083 Processing and Preserving of Fruit and Vegetables	0	
84	084 Manufacture of Edible Vegetable and Animal Oils and Fats	0	
85	085 Manufacture of Dairy Products	0	
86	086 Grain Husking, Manufacture of Grain Mill Products, Starc	0	
87	087 Manufacture of Prepared Animal Feeds	0	
89	089 Manufacture of Other Food Products	0	
91	091 Manufacture of Alcoholic Beverages	0	
92	092 Manufacture of Non-alcoholic Beverages	0	
100	100 Manufacture of Tobacco Products	0	

m3s115d20: 115d-2.(September 2014-now)Job 4:What is the name of the company/ organization of this job and what are the main businesses or services?

Value	Label	Cases	Percentage
111	111 Spinning of Yarn	0	
112	112 Weaving of Textiles	0	
113	113 Manufacture of Non-woven Fabrics	0	
114	114 Finishing of Textiles	0	
115	115 Manufacture of Textile Products	0	
121	121 Manufacture of Wearing Apparel	0	
123	123 Manufacture of Clothing Accessories	0	
130	130 Manufacture of Leather, Fur and Related Products	0	
140	140 Manufacture of Wood and of Products of Wood and Bamboo	0	
151	151 Manufacture of Pulp, Paper and Paperboard	0	
152	152 Manufacture of Containers of Paper and Paperboard	0	
159	159 Manufacture of Other Paper Products	0	
160	160 Printing and Reproduction of Recorded Media	0	
170	170 Manufacture of Petroleum and Coal Products	0	
181	181 Manufacture of Chemical Material	0	
183	183 Manufacture of Fertilizers and Nitrogen Compounds	0	
184	184 Manufacture of Plastic and Synthetic Rubber Materials	0	
185	185 Manufacture of Man-made Fibers	0	
191	191 Manufacture of Pesticides and Environmental Agents	0	
192	192 Manufacture of Coatings, Dyes and Pigments	0	
193	193 Manufacture of Cleaning Preparations and Cosmetics	0	
199	199 Manufacture of Other Chemical Products Not Elsewhere Cla	0	
200	200 Manufacture of Pharmaceuticals and Medicinal Chemical Pr	0	
210	210 Manufacture of Rubber Products	0	
220	220 Manufacture of Plastics Products	0	
231	231 Manufacture of Glass and Glass Products	0	
232	232 Manufacture of Refractory Products, Clay Building Materi	0	
233	233 Manufacture of Cement and Cement Products	0	
234	234 Cutting, Shaping and Finishing of Stone	0	
239	239 Manufacture of Other Non-metallic Mineral Products	0	
241	241 Manufacture of Basic Iron and Steel	0	
242	242 Manufacture of Aluminum	0	
243	243 Manufacture of Copper	0	
249	249 Manufacture of Other Basic Metals	0	
251	251 Manufacture of Cutlery, Metal Hand Tools and Die	0	
252	252 Manufacture of Metal Structure and Architectural Compone	0	
253	253 Manufacture of Metal Containers	0	
254	254 Metalworking Activities	0	
259	259 Manufacture of Other Fabricated Metal Products	0	
261	261 Manufacture of Semi-conductors	0	
262	262 Manufacture of Electronic Passive Devices	0	
263	263 Manufacture of Bare Printed Circuit Boards	0	
264	264 Manufacture of Optoelectronic Materials and Components	0	
269	269 Manufacture of Other Electronic Parts and Components	0	

m3s115d20: 115d-2.(September 2014-now)Job 4:What is the name of the company/ organization of this job and what are the main businesses or services?

Value	Label	Cases	Percentage
271	271 Manufacture of Computers and Peripheral Equipment	0	
272	272 Manufacture of Communication Equipment	0	
273	273 Manufacture of Audio and Video Equipment	0	
274	274 Manufacture of Magnetic and Optical Media	0	
275	275 Manufacture of Measuring, Navigating, Control Equipment,	0	
276	276 Manufacture of Irradiation and Electromedical Equipment	0	
277	277 Manufacture of Optical Instruments and Equipment	0	
281	281 Manufacture of Power Generation, Transmission and Distri	0	
282	282 Manufacture of Batteries and Accumulators	0	
283	283 Manufacture of Wiring and Wiring Devices	0	
284	284 Manufacture of Lighting Equipment	0	
285	285 Manufacture of Domestic Appliances	0	
289	289 Manufacture of Other Electrical Equipment	0	
291	291 Manufacture of Metal-working Machinery	0	
292	292 Manufacture of Other Special-purpose Machinery	0	
293	293 Manufacture of General-purpose Machinery	0	
301	301 Manufacture of Motor Vehicles	0	
302	302 Manufacture of Bodies (Coachwork) for Motor Vehicles	0	
303	303 Manufacture of Parts for Motor Vehicles	0	
311	311 Manufacture of Ships, Boats and Floating Structures	0	
312	312 Manufacture of Motorcycles and Parts	0	
313	313 Manufacture of Bicycles and Parts	0	
319	319 Manufacture of Other Transport Equipment and Parts Not E	0	
321	321 Manufacture of Non-metallic Furniture	0	
322	322 Manufacture of Metallic Furniture	0	
331	331 Manufacture of Sports and Recreational Goods	0	
332	332 Manufacture of Medical Instruments and Supplies	0	
339	339 Manufacturing Not Elsewhere Classified	0	
340	340 Repair and Installation of Industrial Machinery and Equi	0	
351	351 Electricity Supply	0	
352	352 Gas Supply	0	
353	353 Steam Supply	0	
360	360 Water Supply	0	
370	370 Wastewater and Sewage Treatment	0	
381	381 Waste Collection	0	
382	382 Waste Treatment and Disposal	0	
383	383 Materials Recovery	0	
390	390 Remediation Activities and Other Waste Management Servic	0	
410	410 Construction of Buildings	0	
421	421 Construction of Roads and Railways	0	
422	422 Construction of Utility Projects	0	
429	429 Construction of Other Civil Engineering Projects	0	
431	431 Site Preparation, Foundation and Structure Construction	0	
432	432 Landscape Construction	0	

m3s115d20: 115d-2.(September 2014-now)Job 4:What is the name of the company/ organization of this job and what are the main businesses or services?

Value	Label	Cases	Percentage
433	433 Electrical, Plumbing and Other Construction Installation	1	0.0%
434	434 Building Completion and Finishing	0	
439	439 Other Specialized Construction Activities	0	
451	451 Wholesale on a Fee or Contract Basis	0	
452	452 Wholesale of General Merchandise	0	
453	453 Wholesale of Agricultural Raw Materials and Live Animals	0	
454	454 Wholesale of Food, Beverages and Tobacco	1	0.0%
455	455 Wholesale of Textiles and Clothing	0	
456	456 Wholesale of Household Appliances and Goods	0	
457	457 Wholesale of Pharmaceutical and Medical Goods and Cosmet	0	
458	458 Wholesale of Cultural and Recreation Goods	0	
461	461 Wholesale of Construction Materials	0	
462	462 Wholesale of Chemical Materials and Chemical Products	0	
463	463 Wholesale of Fuel and Related Products	0	
464	464 Wholesale of Machinery and Equipment	0	
465	465 Wholesale of Motor Vehicles and Motorcycles and Related	0	
469	469 Other Specialized Wholesale	0	
471	471 Retail Sale in Non-specialized Stores	0	
472	472 Retail Sale of Food, Beverages and Tobacco in Specialize	1	0.0%
473	473 Retail Sale of Textiles and Clothing in Specialized Stor	0	
474	474 Retail Sale of Household Appliances and Goods in Special	0	
475	475 Retail Sale of Pharmaceutical and Medical Goods and Cosm	0	
476	476 Retail Sale of Cultural and Recreation Goods in Speciali	0	
481	481 Retail Sale of Construction Materials in Specialized Sto	0	
482	482 Retail Sale of Fuel and Related Products in Specialized	0	
483	483 Retail Sale of Information and Communications Equipment	1	0.0%
484	484 Retail Sale of Motor Vehicles, Motorcycles and Related P	0	
485	485 Other Retail Sale in Specialized Stores	0	
486	486 Retail Sale via Stalls	0	
487	487 Retail Trade Not in Stores or Stalls	0	
491	491 Transport via Railways	0	
492	492 Public Rapid Transit	0	
493	493 Bus Transportation	0	
494	494 Freight Truck Transport	0	
499	499 Other Land Transportation	0	
501	501 Ocean Transportation	0	
502	502 Inland and Lake Transportation	0	
510	510 Air Transport	0	
521	521 Customs Clearance Services	0	
522	522 Shipping Agency Services	0	
523	523 Freight Transportation Forwarding Services	0	
524	524 Service Activities Incidental to Land Transportation	0	
525	525 Service Activities Incidental to Water Transportation	0	
526	526 Service Activities Incidental to Air Transportation	0	

m3s115d20: 115d-2.(September 2014-now)Job 4:What is the name of the company/ organization of this job and what are the main businesses or services?

Value	Label	Cases	Percentage
529	529 Other Transportation Support Activities	0	
530	530 Warehousing and Storage	0	
541	541 Postal Activities	0	
542	542 Courier Activities	0	
551	551 Short Term Accommodation Activities	0	
559	559 Other Accommodation	0	
561	561 Food Service Activities	2	0.1%
562	562 Event Catering and Other Food Service Activities	0	
563	563 Beverage Serving Activities	1	0.0%
581	581 Publishing of Books, Periodicals and Other Publishing Ac	0	
582	582 Software Publishing	0	
591	591 Motion Picture, Video and Television Programme Activitie	0	
592	592 Sound Recording and Music Publishing Activities	0	
601	601 Radio Broadcasting	0	
602	602 Television Broadcasting and Subscription Programming	0	
610	610 Telecommunications	0	
620	620 Computer Programming, Consultancy and Related Activities	1	0.0%
631	631 Data Processing, Hosting and Related Activities, Web Por	0	
639	639 Other Information Service Activities	0	
641	641 Monetary Intermediation	2	0.1%
642	642 Activities of Holding Companies	0	
643	643 Trusts, Funds and Similar Financial Entities	0	
649	649 Other Financial Service Activities	0	
651	651 Insurance of the Person	1	0.0%
652	652 Non-life Insurance	0	
653	653 Reinsurance	0	
654	654 Pension Funding	0	
655	655 Activities Auxiliary to Insurance	0	
661	661 Securities	0	
662	662 Commodity Contracts	0	
664	664 Fund Management Activities	0	
669	669 Other Activities Auxiliary to Financial Service Activiti	0	
670	670 Real Estate Development Activities	0	
681	681 Real Estate Operation Activities	0	
689	689 Other Real Estate Activities	0	
691	691 Legal Activities	0	
692	692 Accounting, Bookkeeping and Auditing Activities; Tax Con	0	
701	701 Activities of Head Offices	0	
702	702 Management Consultancy Activities	0	
711	711 Architecture and Engineering Activities and Related Tech	0	
712	712 Technical Testing and Analysis	0	
721	721 Research and Experimental Development on Natural Science	0	
722	722 Research and Experimental Development on Social Sciences	0	
723	723 Miscellaneous Scientific Research and Development	0	

m3s115d20: 115d-2.(September 2014-now)Job 4:What is the name of the company/ organization of this job and what are the main businesses or services?

Value	Label	Cases	Percentage
731	731 Advertising	0	
732	732 Market Research and Public Opinion Polling	0	
740	740 Specialized Design Activities	0	
750	750 Veterinary Activities	0	
760	760 Other Professional, Scientific and Technical Activities	0	
771	771 Renting and Leasing of Machinery and Equipment	0	
772	772 Renting and Leasing of Transport Equipment	1	0.0%
773	773 Renting and Leasing of Personal and Household Goods	0	
774	774 Leasing of Intellectual Property and Similar Products, E	0	
781	781 Activities of Employment Placement Agencies	0	
782	782 Human Resources Provision Activities	0	
790	790 Travel agency, Tour Operator, Reservation Service and Re	0	
800	800 Security and Investigation Activities	0	
811	811 Combined Facilities Support Activities	0	
812	812 Cleaning Activities	0	
813	813 Landscape Care and Maintenance Service Activities	0	
820	820 Office Administrative and Support Activities	0	
831	831 Public Administration	1	0.0%
832	832 Defence Activities	0	
833	833 Compulsory Social Security Activities	0	
840	840 Activities of Extraterritorial Organizations and Bodies	0	
851	851 Pre-primary Education	0	
852	852 Primary Education	1	0.0%
853	853 Junior High Education	0	
854	854 Senior Secondary Education	1	0.0%
855	855 Higher Education	0	
856	856 Special Education	0	
858	858 Educational Support Activities	0	
859	859 Other Education	0	
861	861 Hospital Activities	0	
862	862 Clinic Activities	0	
869	869 Other Human Health Activities	0	
870	870 Residential Care Activities	0	
880	880 Social Work Activities without Accommodation	0	
901	901 Artistic Creation	0	
902	902 Performing Arts	0	
903	903 Support Activities to Creative and Performing Arts	0	
910	910 Libraries, Archives, Museums and Other Cultural Activiti	0	
920	920 Gambling and Betting Activities	0	
931	931 Sports Activities	0	
932	932 Amusement and Recreation Activities	0	
941	941 Activities of Religious Organizations	0	
942	942 Activities of Business, Employers, Professional Membersh	0	
949	949 Activities of Other Membership Organizations	0	

m3s115d20: 115d-2.(September 2014-now)Job 4:What is the name of the company/ organization of this job and what are the main businesses or services?

Value	Label	Cases	Percentage
951	951 Maintenance and Repair of Motor Vehicles and Motor Vehic	0	
952	952 Repair of Computers, Communication Equipment and Electro	0	
959	959 Maintenance and Repair of Other Personal and Household G	0	
961	961 Washing and (Dry-) Cleaning of Textile and Fur Products	0	
962	962 Beauty Treatment	0	
963	963 Funeral and Related Activities	0	
964	964 Activities of Households as Employers of Domestic Person	0	
969	969 Other Personal Service Activities Not Elsewhere Classifi	0	
994	994 irregular	0	
995	995 Overseas	0	
997	997 Don't know	0	
998	998 Refuse to answer	11	0.4%
999	999 missing	8	0.3%

Warning: these figures indicate the number of cases found in the data file. They cannot be interpreted as summary statistics of the population of interest.

m3s115d30: 115d-3.(September 2014-now)Job 4:What was the title and content of this job?

Information	[Type= discrete] [Format=numeric] [Range= 0-9999] [Missing=*]
Statistics [NW/ W]	[Valid=2551 /-] [Invalid=0 /-]

Value	Label	Cases	Percentage
0	0 Skip	2517	98.7%
100	0100 Armed Forces Occupations	0	
1000	1000 Legislators, Senior Officials and Managers	0	
1100	1100 Legislators, Senior Officials and Chief Executives	0	
1110	1110 Legislators and Senior Officials	0	
1111	1111 Legislators	0	
1112	1112 Senior Government Officials	0	
1113	1113 Senior Officials of Special-Interest Organizations	0	
1120	1120 Managing Directors and Chief Executives	0	
1200	1200 Administrative and Commercial Managers	0	
1210	1210 Business Services and Administration Managers	0	
1211	1211 Finance Managers	0	
1212	1212 Human Resource Managers	0	
1219	1219 Other Business Services and Administration Managers	0	
1220	1220 Sales, Marketing and Development Managers	0	
1221	1221 Sales and Marketing Managers	0	
1222	1222 Advertising and Public Relations Managers	0	
1223	1223 Research and Development Managers	0	
1300	1300 Production and Specialized Services Managers	0	
1310	1310 Production Managers in Agriculture, Forestry and Fisher	0	
1320	1320 Mining, Manufacturing, Construction, and Distribution M	0	
1321	1321 Mining Managers	0	
1322	1322 Manufacturing Managers	0	
1323	1323 Construction Managers	0	
1324	1324 Supply, Distribution and Storage Managers	0	

m3s115d30: 115d-3.(September 2014-now)Job 4:What was the title and content of this job?

Value	Label	Cases	Percentage
1330	1330 Information and Communications Technology Service Manag	0	
1340	1340 Professional Services Managers	0	
1341	1341 Health Service Managers	0	
1342	1342 Aged Care Service Managers	0	
1343	1343 Social Welfare Managers	0	
1344	1344 Education Managers	0	
1345	1345 Financial and Insurance Services Branch Managers	0	
1349	1349 Other Professional Services Managers	0	
1400	1400 Hospitality, Retail and Other Establishments Services M	0	
1410	1410 Hotel and Restaurant Managers	0	
1411	1411 Hotel Managers	0	
1412	1412 Restaurant Managers	1	0.0%
1420	1420 Wholesale and Retail Trade Managers	0	
1490	1490 Other Establishment Services Managers	0	
1491	1491 Sports, Recreation and Cultural Center Managers	0	
1499	1499 Establishment Services Managers Not Elsewhere Classifie	0	
2000	2000 Professionals	0	
2100	2100 Science and Engineering Professionals	0	
2110	2110 Physical, Chemical and Earth Science Professionals	0	
2111	2111 Physicists and Astronomers	0	
2112	2112 Meteorologists	0	
2113	2113 Chemists	0	
2114	2114 Geologists and Geophysicists	0	
2120	2120 Mathematicians, Actuaries and Statisticians	0	
2130	2130 Life Science Professionals	0	
2131	2131 Biologists, Botanists, Zoologists and Related Professio	0	
2132	2132 Agriculture, Forestry and Fishery Professionals	0	
2133	2133 Environmental Protection Professionals	0	
2140	2140 Engineering Professionals (Excluding Electrotechnology)	0	
2141	2141 Industrial and Production Engineers	0	
2142	2142 Civil Engineers	0	
2143	2143 Environmental Engineers	0	
2144	2144 Mechanical Engineers	0	
2145	2145 Chemical Engineers	0	
2146	2146 Mining Engineers, Metallurgists and Related Professiona	0	
2149	2149 Other Engineering Professionals	0	
2150	2150 Electrotechnology Engineers	0	
2151	2151 Electrical Engineers	0	
2152	2152 Electronics Engineers	0	
2153	2153 Telecommunications Engineers	0	
2160	2160 Architects, Planners and Surveyors	0	
2161	2161 Building Architects	0	
2162	2162 Town and Traffic Planners	0	
2163	2163 Surveyors and Cartographers	0	
2170	2170 Designers	0	

m3s115d30: 115d-3.(September 2014-now)Job 4:What was the title and content of this job?

Value	Label	Cases	Percentage
2171	2171 Interior Architects	0	
2172	2172 Graphic and Multimedia Designers	0	
2173	2173 Product and Garment Designers	0	
2200	2200 Health Professionals	0	
2210	2210 Medical Doctors	0	
2220	2220 Nursing and Midwifery Professionals	1	0.0%
2230	2230 Dentists	0	
2240	2240 Doctors of Chinese Medicine	0	
2250	2250 Veterinarians	0	
2260	2260 Pharmacists	0	
2290	2290 Other Health Professionals	0	
2291	2291 Environmental and Occupational Health and Hygiene Profe	0	
2292	2292 Physiotherapists	0	
2293	2293 Dieticians and Nutritionists	0	
2294	2294 Audiologists and Speech Therapists	0	
2295	2295 Occupational Therapists	0	
2299	2299 Health Professionals Not Elsewhere Classified	0	
2300	2300 Teaching Professionals	0	
2310	2310 Higher Education Teachers	0	
2320	2320 Secondary Education Teachers	0	
2330	2330 Primary School and Early Childhood Teachers	0	
2331	2331 Primary School Teachers	0	
2332	2332 Early Childhood Educators	0	
2340	2340 Special Education Teachers	0	
2390	2390 Other Teaching Professionals	0	
2391	2391 Language Teachers(Excluding School Teachers)	0	
2392	2392 Music Teachers(Excluding School Teachers)	0	
2393	2393 Arts Teachers(Excluding School Teachers)	0	
2394	2394 Information Technology Trainers	0	
2395	2395 Cram School Teachers for Schoolwork and Employment Elig	0	
2399	2399 Teaching Professionals Not Elsewhere Classified	1	0.0%
2400	2400 Business and Administration Professionals	0	
2410	2410 Finance Professionals	0	
2411	2411 Accounting Professionals	0	
2412	2412 Financial and Investment Advisers	1	0.0%
2420	2420 Administration Professionals	0	
2421	2421 Organization and Policy Administration Professionals	0	
2422	2422 Personnel, Training and Staff Development Professionals	0	
2430	2430 Marketing, Public Relations and Technical Sales Profess	0	
2431	2431 Advertising and Marketing Professionals	1	0.0%
2432	2432 Public Relations Professionals	0	
2433	2433 Information and Communications Technology Sales Profess	0	
2434	2434 Medical and Other Technical Sales Professionals	0	
2500	2500 Information and Communications Technology Professionals	0	
2510	2510 Software and Applications Developers and Analysts	0	

m3s115d30: 115d-3.(September 2014-now)Job 4:What was the title and content of this job?

Value	Label	Cases	Percentage
2511	2511 Systems Analysts and Designers	0	
2512	2512 Software Developers and Programmers	0	
2513	2513 Web and Multimedia Developers	0	
2519	2519 Other Software and Applications Developers and Analysts	0	
2520	2520 Database and Network Professionals	0	
2521	2521 Database Designers and Administrators	0	
2522	2522 Systems Administrators	0	
2523	2523 Computer Network Professionals	0	
2529	2529 Other Database and Network Professionals	0	
2600	2600 Legal, Social and Cultural Professionals	0	
2610	2610 Legal Professionals	0	
2611	2611 Lawyers and Public Advocates	0	
2612	2612 Judges	0	
2613	2613 Public Prosecutors	0	
2619	2619 Other Legal Professionals	0	
2620	2620 Archivists, Curators and Librarians	0	
2621	2621 Archivists and Curators	0	
2622	2622 Librarians and Related Information Professionals	0	
2630	2630 Social and Religious Professionals	0	
2631	2631 Economists	0	
2632	2632 Sociologists, Anthropologists and Related Professionals	0	
2633	2633 Philosophers, Historians and Political Scientists	0	
2634	2634 Psychologists	0	
2635	2635 Social Work Professionals	0	
2636	2636 Religious Professionals	0	
2640	2640 Authors, Journalists and Linguists	0	
2641	2641 Authors and Related Writers	0	
2642	2642 Journalists	0	
2643	2643 Linguists, Translators and Interpreters	0	
2650	2650 Creative and Performing Artists	0	
2651	2651 Visual Artists	0	
2652	2652 Musicians, Singers and Composers	0	
2653	2653 Dancers and Choreographers	0	
2654	2654 Film, Stage and Related Directors and Producers	0	
2655	2655 Actors	0	
2656	2656 Announcers On Radio, Television and Other Media	0	
2659	2659 Other Creative and Performing Artists	0	
3000	3000 Technicians and Associate Professionals	0	
3100	3100 Science and Engineering Associate Professionals	0	
3110	3110 Physical, Chemical and Engineering Science Technicians	0	
3111	3111 Physical and Chemical Science Technicians	0	
3112	3112 Civil Engineering Technicians	0	
3113	3113 Electrical Engineering Technicians	0	
3114	3114 Electronics Engineering Technicians	0	
3115	3115 Mechanical Engineering Technicians	0	

m3s115d30: 115d-3.(September 2014-now)Job 4:What was the title and content of this job?

Value	Label	Cases	Percentage
3116	3116 Chemical Engineering Technicians	0	
3117	3117 Industrial and Production Technicians	0	
3118	3118 Draughtspersons	0	
3119	3119 Other Engineering Science Technicians	0	
3120	3120 Mining, Manufacturing and Construction Supervisors	0	
3121	3121 Mining Supervisors	0	
3122	3122 Manufacturing Supervisors	0	
3123	3123 Construction Supervisors	0	
3130	3130 Process Control Technicians	0	
3131	3131 Power Production Plant Operators	0	
3132	3132 Incinerator ,Water Treatment and Related Plant Operator	0	
3133	3133 Chemical Processing Plant Controllers	0	
3134	3134 Petroleum and Natural Gas Refining Plant Operators	0	
3135	3135 Metal Production Process Controllers	0	
3139	3139 Other Process Control Technicians	0	
3140	3140 Life Science Technicians and Related Associate Professi	0	
3141	3141 Life Science Technicians	0	
3142	3142 Agricultural, Forestry and Fishery Technicians and Popu	0	
3150	3150 Ship and Aircraft Controllers and Related Technicians	0	
3151	3151 Ships' Engineers	0	
3152	3152 Ships' Deck Officers and Pilots	0	
3153	3153 Aircraft Pilots and Related Associate Professionals	0	
3154	3154 Air Traffic Controllers	0	
3155	3155 Air Traffic Safety Electronics Technicians	0	
3200	3200 Health Associate Professionals	0	
3210	3210 Medical and Pharmaceutical Technicians	0	
3211	3211 Medical Imaging and Therapeutic Equipment Technicians	0	
3212	3212 Medical and Pathology Laboratory Technicians	0	
3213	3213 Pharmaceutical Technicians and Assistants	0	
3214	3214 Medical and Dental Prosthetic Technicians	0	
3220	3220 Nursing Associate Professionals	0	
3230	3230 Traditional Medicine Technicians	0	
3240	3240 Veterinary Associate Professionals	0	
3290	3290 Other Health Associate Professionals	0	
3291	3291 Dental Assistants and Therapists	0	
3292	3292 Medical Records and Health Information Technicians	0	
3293	3293 Dispensing Opticians	0	
3294	3294 Physiotherapy Technicians and Assistants	0	
3295	3295 Environmental and Occupational Health Technicians	0	
3296	3296 Ambulance Workers	0	
3299	3299 Health Associate Professionals Not Elsewhere Classified	0	
3300	3300 Business and Administration Associate Professionals	0	
3310	3310 Financial and Mathematical Associate Professionals	0	
3311	3311 Securities and Finance Dealers and Brokers	0	
3312	3312 Credit and Loans Officers	0	

m3s115d30: 115d-3.(September 2014-now)Job 4:What was the title and content of this job?

Value	Label	Cases	Percentage
3313	3313 Accounting Associate Professionals	0	
3314	3314 Statistical, Mathematical and Actuarial Associate Profe	0	
3315	3315 Valuers and Loss Assessors	0	
3320	3320 Sales and Purchasing Agents and Brokers	0	
3321	3321 Insurance Representatives	0	
3322	3322 Commercial Sales Representatives	0	
3323	3323 Buyers	0	
3324	3324 Trade Brokers	0	
3330	3330 Business Services Agents	0	
3331	3331 Clearing and Forwarding Agents	0	
3332	3332 Conference and Event Planners	0	
3333	3333 Employment Agents and Contractors	0	
3334	3334 Real Estate Agents and Property Managers	0	
3339	3339 Other Business Services Agents	0	
3340	3340 Office Supervisors and Specialized Secretaries	0	
3341	3341 Office Supervisors	0	
3342	3342 Specialized Secretaries	0	
3350	3350 Regulatory Government Associate Professionals	0	
3351	3351 Customs and Border Inspectors	0	
3352	3352 Government Tax and Excise Officials	0	
3353	3353 Government Social Benefits Officials	0	
3354	3354 Government Licensing Officials	0	
3355	3355 Police Inspectors	0	
3359	3359 Other Government Regulatory Associate Professionals	0	
3400	3400 Legal, Social, Cultural and Related Associate Professio	0	
3410	3410 Legal, Social and Religious Associate Professionals	0	
3411	3411 Legal and Related Associate Professionals	0	
3412	3412 Social Work Associate Professionals	1	0.0%
3413	3413 Religious Associate Professionals	0	
3420	3420 Sports and Fitness Workers	0	
3421	3421 Athletes and Sports Players	0	
3422	3422 Sports, Fitness and Recreation Instructors	0	
3430	3430 Artistic, Cultural and Culinary Associate Professionals	0	
3431	3431 Photographers	0	
3432	3432 Gallery, Library and Museum Associate Professionals	0	
3433	3433 Chefs	0	
3439	3439 Other Artistic and Cultural Associate Professionals	0	
3500	3500 Information and Communications Technicians	0	
3510	3510 Information and Communications Technology Technicians	0	
3511	3511 Information and Communications Technology Operations Te	0	
3512	3512 Information and Communications Technology User Support	1	0.0%
3513	3513 Computer Network and Systems Technicians	0	
3514	3514 Web Technicians	0	
3520	3520 Telecommunications and Broadcasting Technicians	0	
3521	3521 Broadcasting and Audio-Visual Technicians	0	

m3s115d30: 115d-3.(September 2014-now)Job 4:What was the title and content of this job?

Value	Label	Cases	Percentage
3522	3522 Telecommunications Engineering Technicians	0	
4000	4000 Clerical Support Workers	0	
4100	4100 General And Keyboard Clerks	0	
4110	4110 General Office Clerks	0	
4120	4120 Clerical Secretaries	0	
4130	4130 Keyboard Operator and Related Clerks	0	
4200	4200 Customer Services Clerks	0	
4210	4210 Tellers, Debt-Collectors and Related Clerks	0	
4211	4211 Bank Tellers and Related Clerks	0	
4212	4212 Bookmakers, Croupiers and Related Gaming Workers	0	
4213	4213 Pawnbrokers and Money-Lenders	0	
4214	4214 Debt-Collectors and Related Workers	0	
4220	4220 Client Information Workers	0	
4221	4221 Travel Consultants and Clerks	0	
4222	4222 Receptionists and Information Counter Clerks	0	
4223	4223 Telephone Switchboard Operators	0	
4224	4224 Contact Center Information Clerks	0	
4225	4225 Survey And Market Research Interviewers	0	
4229	4229 Other Client Information Workers	0	
4300	4300 Accounting, Production, Transport and Related Clerks	0	
4310	4310 Accounting, Statistical and Related Clerks	0	
4311	4311 Accounting and Bookkeeping Clerks	1	0.0%
4312	4312 Statistical, Finance and Insurance Clerks	1	0.0%
4320	4320 Production, Transport and Related Clerks	0	
4321	4321 Stock Clerks	0	
4322	4322 Production Clerks	0	
4323	4323 Transport Clerks	0	
4900	4900 Other Clerical Support Workers	0	
4910	4910 Personnel Clerks	0	
4990	4990 Clerical Support Workers Not Elsewhere Classified	0	
4991	4991 Library Clerks	0	
4992	4992 Mail Sorting Clerks and Carriers	0	
4993	4993 Coding, Proof-Reading and Related Clerks	0	
4994	4994 Filing and Copying Clerks	0	
4995	4995 Education and Related Clerks	0	
4999	4999 Other Clerical Support Workers Not Elsewhere Classified	0	
5000	5000 Service and Sales Workers	0	
5100	5100 Personal Service Workers	0	
5110	5110 Travel Attendants and Related Workers	0	
5111	5111 Flight Attendants and Ship Stewards	0	
5112	5112 Transport Conductors	0	
5113	5113 Travel Guides	0	
5120	5120 Cooks	0	
5130	5130 Food Service Workers	0	
5131	5131 Bartenders	0	

m3s115d30: 115d-3.(September 2014-now)Job 4:What was the title and content of this job?

Value	Label	Cases	Percentage
5139	5139 Other Food Service Workers	2	0.1%
5140	5140 Hairdressers, Beauticians, Modeling Designers and Relat	0	
5150	5150 Building and Housekeeping Supervisors	0	
5151	5151 Building Caretakers	0	
5152	5152 Domestic Housekeepers	0	
5159	5159 Other Establishment Housekeepers	0	
5190	5190 Other Personal Service Workers	0	
5191	5191 Astrologers, Fortune-Tellers and Related Workers	0	
5192	5192 Undertakers and Related Workers	0	
5193	5193 Pet Groomers and Animal Care Workers	0	
5194	5194 Driving Instructors	0	
5199	5199 Personal Service Workers Not Elsewhere Classified	0	
5200	5200 Sales Workers and Demonstrators	0	
5210	5210 Street and Market Salespersons	0	
5211	5211 Stall and Market Salespersons	0	
5212	5212 Street Food Salespersons	0	
5220	5220 Shop Salespersons	0	
5230	5230 Cashiers and Ticket Clerks	0	
5290	5290 Other Sales Workers and Demonstrators	0	
5291	5291 Fashion and Other Models	0	
5292	5292 Sales Demonstrators	0	
5293	5293 Door to Door Salespersons	0	
5294	5294 Contact Center Salespersons	1	0.0%
5295	5295 Service Station Attendants	0	
5296	5296 Food Service Counter Attendants	0	
5299	5299 Sales Workers Not Elsewhere Classified	0	
5300	5300 Personal Care Workers	0	
5310	5310 Child Care Workers	0	
5320	5320 Personal Care Workers in Health Services	0	
5400	5400 Protective Services Workers	0	
5401	5401 Firefighters	0	
5402	5402 Police Officers	0	
5403	5403 Bailiff and Correctional Officers	0	
5404	5404 Security Guards	0	
5409	5409 Other Protective Services Workers	0	
6000	6000 Skilled Agricultural, Forestry and Fishery Workers	0	
6010	6010 Agronomic and Garden Crop Growers	0	
6020	6020 Animal Producers	0	
6021	6021 Livestock Producers	0	
6022	6022 Poultry Producers	0	
6023	6023 Apiarists and Seri culturists	0	
6029	6029 Other Animal Producers	0	
6030	6030 Mixed Crop and Animal Producers	0	
6040	6040 Forestry and Related Workers	0	
6050	6050 Fishery Workers	0	

m3s115d30: 115d-3.(September 2014-now)Job 4:What was the title and content of this job?

Value	Label	Cases	Percentage
6051	6051 Aquaculture Workers	0	
6052	6052 Inland and Coastal Waters Fishery Workers	0	
6053	6053 Deep-Sea Fishery Workers	0	
7000	7000 Craft and Related Trades Workers	0	
7100	7100 Building and Related Trades Workers	0	
7110	7110 Building Frame and Related Trades Workers	0	
7111	7111 Bricklayers and Related Workers	0	
7112	7112 Stonemasons, Stone Cutters and Carvers	0	
7113	7113 Concrete Placers and Related Workers	0	
7114	7114 Carpenters and Joiners	0	
7119	7119 Other Building Frame and Related Trades Workers	0	
7120	7120 Building Finishers and Related Trades Workers	0	
7121	7121 Roofers	0	
7122	7122 Floor and Wall Layers, Tile Setters	0	
7123	7123 Plasterers	0	
7124	7124 Insulation Workers	0	
7125	7125 Glaziers	0	
7126	7126 Plumbers and Pipe Fitters	0	
7127	7127 Air Conditioning and Refrigeration Mechanics	0	
7130	7130 Painters, Building Structure Cleaners and Related Trade	0	
7131	7131 Painters, Spray Painters, Varnishers and Related Worker	0	
7132	7132 Building Structure Cleaners	0	
7200	7200 Metal, Machinery and Related Trades Workers	0	
7210	7210 Metal Moulders, Welders, Sheet-Metal Workers and Relate	0	
7211	7211 Metal Moulders and Coremakers	0	
7212	7212 Welders and Flame Cutters	0	
7213	7213 Sheet-Metal Workers	0	
7214	7214 Structural-Metal Preparers and Erectors	0	
7215	7215 Riggers and Cable Splicers	0	
7220	7220 Blacksmiths, Toolmakers and Related Trades Workers	0	
7221	7221 Blacksmiths, Hammersmiths and Forging Press Workers	0	
7222	7222 Toolmakers and Related Workers	0	
7223	7223 Metal Working Machine Tool Setters and Operators	0	
7224	7224 Metal Polishers and Tool Sharpeners	0	
7230	7230 Machinery Mechanics and Repairers	0	
7231	7231 Motor Vehicle Mechanics and Repairers	0	
7232	7232 Aircraft Engine Mechanics and Repairers	0	
7233	7233 Industrial Machinery Mechanics and Repairers	0	
7234	7234 Bicycle and Related Repairers	0	
7300	7300 Handicraft and Printing Workers	0	
7310	7310 Handicraft Workers	0	
7311	7311 Precision-Instrument Makers and Repairers	0	
7312	7312 Musical Instrument Makers and Tuners	0	
7313	7313 Jewellery and Precious-metal Workers	0	
7314	7314 Potters and Related Workers	0	

m3s115d30: 115d-3.(September 2014-now)Job 4:What was the title and content of this job?

Value	Label	Cases	Percentage
7315	7315 Glass Makers, Cutters, Grinders and Finishers	0	
7316	7316 Sign Writers, Decorative Painters, Engravers and Etcher	0	
7317	7317 Handicraft Workers in Wood, Bamboo, Rattan and Related	0	
7318	7318 Handicraft Workers in Textile, Leather and Related Mate	0	
7319	7319 Other Handicraft Workers	0	
7320	7320 Printing Trades Workers	0	
7321	7321 Pre-Press Technicians	0	
7322	7322 Printers	0	
7323	7323 Print Binding and Related Workers	0	
7400	7400 Electrical and Electronic Trades Workers	0	
7410	7410 Electrical Equipment Installers and Repairers	0	
7411	7411 Building and Related Electricians	1	0.0%
7412	7412 Electrical Mechanics and Fitters	0	
7413	7413 Electrical Line Installers and Repairers	0	
7420	7420 Electronic Equipment Installers and Repairers	0	
7421	7421 Information and Communications Technology Installers an	0	
7429	7429 Other Electronic Equipment Installers and Repairers	0	
7900	7900 Other Craft and Related Trades Workers	0	
7910	7910 Food Processing and Related Trades Workers	0	
7911	7911 Butchers, Fishmongers and Related Food Preparers	0	
7912	7912 Bakers, Pastry-cooks and Confectionery Makers	0	
7913	7913 Dairy-Products Makers	0	
7914	7914 Fruit, Vegetable and Related Preservers	0	
7915	7915 Food and Beverage Tasters and Graders	0	
7919	7919 Other Food Processing and Related Trades Workers	0	
7920	7920 Wood Treaters, Cabinet-makers and Related Trades Worker	0	
7921	7921 Wood Dryer Tenders and Preservers	0	
7922	7922 Cabinet-makers and Related Workers	0	
7923	7923 Woodworking-Machine Tool Setters and Operators	0	
7930	7930 Garment and Related Trades Workers	0	
7931	7931 Tailors, Dressmakers, Furriers and Hatters	0	
7932	7932 Garment and Related Patternmakers and Cutters	0	
7933	7933 Sewers, Embroiderers and Related Workers	0	
7934	7934 Pelt Dressers, Tanners and Fellmongers	0	
7935	7935 Shoemakers and Related Workers	0	
7990	7990 Craft and Related Workers Not Elsewhere Classified	0	
7991	7991 Underwater Divers	0	
7992	7992 Shotfirers and Blasters	0	
7993	7993 Product Graders and Testers (Except Foods and Beverages	0	
7994	7994 Fumigators and Other Pest and Weed Controllers	0	
7999	7999 Other Craft and Related Workers Not Elsewhere Classifie	0	
8000	8000 Plant and Machine Operators, and Assemblers	0	
8100	8100 Stationary Plant and Machine Operators	0	
8110	8110 Mining and Mineral Processing Plant Operators	0	
8111	8111 Miners and Quarriers	0	

m3s115d30: 115d-3.(September 2014-now)Job 4:What was the title and content of this job?

Value	Label	Cases	Percentage
8112	8112 Mineral and Stone Processing Plant Operators	0	
8113	8113 Well Drillers and Related Workers	0	
8114	8114 Cement, Stone and Other Mineral Products Machine Operat	0	
8120	8120 Metal Processing and Finishing Plant Operators	0	
8121	8121 Metal Processing Plant Operators	0	
8122	8122 Metal Plating and Coating Machine Operators	0	
8130	8130 Chemical and Photographic Products Plant and Machine Op	0	
8131	8131 Pharmaceutical and Toiletry Products Machine Operators	0	
8132	8132 Photographic Products Machine Operators	0	
8139	8139 Other Chemical Products Plant and Machine Operators	0	
8140	8140 Rubber, Plastic and Paper Products Machine Operators	0	
8141	8141 Rubber Products Machine Operators	0	
8142	8142 Plastic Products Machine Operators	0	
8143	8143 Paper Products Machine Operators	0	
8150	8150 Textile, Fur and Leather Products Machine Operators	0	
8151	8151 Fibre Preparing, Spinning and Winding Machine Operators	0	
8152	8152 Weaving and Knitting Machine Operators	0	
8153	8153 Sewing Machine Operators	0	
8154	8154 Fabric Bleaching, Dyeing and Cleaning Machine Operators	0	
8155	8155 Fur and Leather Preparing Machine Operators	0	
8156	8156 Shoemaking and Related Machine Operators	0	
8157	8157 Laundry Machine Operators	0	
8159	8159 Other Textile, Fur and Leather Products Machine Operato	0	
8160	8160 Food and Related Products Machine Operators	0	
8170	8170 Wood Processing and Papermaking Plant Operators	0	
8171	8171 Wood Processing Plant Operators	0	
8172	8172 Pulp and Papermaking Plant Operators	0	
8190	8190 Other Stationary Plant and Machine Operators	0	
8191	8191 Glass and Ceramics Plant Operators	0	
8192	8192 Steam Engine and Boiler Operators	0	
8193	8193 Packing and Related Machine Operators	0	
8199	8199 Stationary Plant and Machine Operators Not Elsewhere CI	0	
8200	8200 Assemblers	0	
8201	8201 Mechanical Machinery Assemblers	0	
8202	8202 Electrical and Electronic Equipment Assemblers	0	
8209	8209 Other Assemblers	0	
8300	8300 Drivers and Mobile Plant Operators	0	
8310	8310 Locomotive Engine Drivers and Related Workers	0	
8311	8311 Locomotive Engine Drivers	0	
8312	8312 Railway Brake, Signal and Switch Operators	0	
8320	8320 Motorcycle, Car and Van Drivers	0	
8321	8321 Motorcycle Drivers	0	
8322	8322 Car and Van Drivers	1	0.0%
8330	8330 Bus and Heavy Truck Drivers	0	
8331	8331 Bus Drivers	0	

m3s115d30: 115d-3.(September 2014-now)Job 4:What was the title and content of this job?

Value	Label	Cases	Percentage
8332	8332 Heavy Truck and Lorry Drivers	0	
8340	8340 Mobile Plant Operators	0	
8341	8341 Mobile Farm and Forestry Plant Operators	0	
8342	8342 Earthmoving and Related Plant Operators	0	
8343	8343 Crane, Hoist and Related Plant Operators	0	
8349	8349 Other Mobile Plant Operators	0	
8350	8350 Ships' deck Crews and Related Workers	0	
9000	9000 Elementary Labourers	0	
9100	9100 Cleaners and Helpers	0	
9110	9110 Cleaners and Helpers in Domestic and Related Establishm	0	
9111	9111 Domestic Cleaners and Helpers	0	
9112	9112 Cleaners and Helpers in Offices, Hotels and Related Est	0	
9190	9190 Other Hand Cleaning Workers	0	
9191	9191 Vehicle Cleaners	0	
9192	9192 Window Cleaners	0	
9199	9199 Hand Cleaning Workers Not Elsewhere Classified	0	
9200	9200 Agricultural, Forestry and Fishery Labourers	0	
9201	9201 Agricultural Labourers	0	
9202	9202 Forestry Labourers	0	
9203	9203 Fishery and Aquaculture Labourers	0	
9300	9300 Labourers In Mining, Construction, Manufacturing and Tr	0	
9310	9310 Mining and Construction Labourers	0	
9311	9311 Mining and Quarrying Labourers	0	
9312	9312 Civil Engineering and Building Construction Labourers	0	
9320	9320 Manufacturing Labourers	1	0.0%
9330	9330 Transport and Storage Labourers	0	
9400	9400 Street Service Workers and No-Food Vendors	0	
9401	9401 Street and Related Service Workers	0	
9402	9402 Street Vendors(Excluding Food)	0	
9500	9500 Refuse Workers, Sweepers and Related Workders	0	
9501	9501 Garbage and Recycling Collectors and Refuse Sorters	0	
9502	9502 Sweepers and Related Labourers	0	
9900	9900 Other Elementary Labourers	0	
9901	9901 Food Preparation Helpers	0	
9902	9902 Meter Readers and Vending-Machine Collectors	0	
9909	9909 Elementary Labourers not Elsewhere Classified	0	
9997	9997 Don't know	0	
9998	9998 Refuse to answer	11	0.4%
9999	9999 missing	8	0.3%

Warning: these figures indicate the number of cases found in the data file. They cannot be interpreted as summary statistics of the population of interest.

m3s115d40: 115d-4.(September 2014-now)Job 4:Which of the following job titles corresponds with this job?

Information	[Type= discrete] [Format=numeric] [Range= 0-99] [Missing=*]
Statistics [NW/ W]	[Valid=2551 /-] [Invalid=0 /-]

m3s115d40: 115d-4.(September 2014-now)Job 4:Which of the following job titles corresponds with this job?

Value	Label	Cases	Percentage
0	(0)Skip	2517	98.7%
1	(01)Government departments	0	
2	(02)Public school	2	0.1%
3	(03)Private school	0	
4	(04)Public enterprises	0	
5	(05)private enterprises or instituttions (including civil as	10	0.4%
6	(06)Non-profit(or non-governmental) organizations	0	
7	(07)work for myself, hire people	1	0.0%
8	(08)work for myself, don't hire	1	0.0%
9	(09) Help family business, with salary	0	
10	(10) Help family business, without salary	0	
11	(11) Compulsory service, alternative service, and research a	1	0.0%
97	(97)Don't know	0	
98	(98)Refuse to answer	11	0.4%
99	(99)missing	8	0.3%

Warning: these figures indicate the number of cases found in the data file. They cannot be interpreted as summary statistics of the population of interest.

m3s115d50: 115d-5.(September 2014-now)Job 4:What was the job identity of this job?

Information	[Type= discrete] [Format=numeric] [Range= 0-99] [Missing=*]
Statistics [NW/ W]	[Valid=2551 /-] [Invalid=0 /-]

Value	Label	Cases	Percentage
0	(0)Skip	2518	98.7%
1	(01)Formal staff	7	0.3%
2	(02)Regular contract stuff	4	0.2%
3	(03)Temporary employment	2	0.1%
4	(04)Dispatch labor	1	0.0%
5	(05)Household OEM (original equipment manufacturer)	0	
6	(06)Outsourced (or contracted) personnel (outsourcers or can	0	
7	(07)Other	0	
97	(97)Don't know	0	
98	(98)Refuse to answer	11	0.4%
99	(99)missing	8	0.3%

Warning: these figures indicate the number of cases found in the data file. They cannot be interpreted as summary statistics of the population of interest.

m3s115d60: 115d-6.(September 2014-now)Job 4:How many people work in this company/organization?

Information	[Type= discrete] [Format=numeric] [Range= 0-99] [Missing=*]
Statistics [NW/ W]	[Valid=2551 /-] [Invalid=0 /-]

Value	Label	Cases	Percentage
0	(0)Skip	2518	98.7%
1	(01)1(did not hire people)	1	0.0%
2	(02)2~4	0	
3	(03)5~9	2	0.1%
4	(04)10~29	4	0.2%
5	(05)30~99	1	0.0%
6	(06)100~299	2	0.1%

m3s115d60: 115d-6.(September 2014-now)Job 4:How many people work in this company/organization?

Value	Label	Cases	Percentage
7	(07)300~499	1	0.0%
8	(08)500~999	0	
9	(09)1000 or more	3	0.1%
97	(97)Don't know	0	
98	(98)Refuse to answer	11	0.4%
99	(99)missing	8	0.3%

Warning: these figures indicate the number of cases found in the data file. They cannot be interpreted as summary statistics of the population of interest.

m3s115d70: 115d-7.(September 2014-now)Job 4:Did you manage people in your position? How many people did you manage?

Information	[Type= discrete] [Format=numeric] [Range= 0-99] [Missing=*]
Statistics [NW/ W]	[Valid=2551 /-] [Invalid=0 /-]

Value	Label	Cases	Percentage
0	(0)Skip	2517	98.7%
1	(01)did not manage people	11	0.4%
2	(02)1~4	3	0.1%
3	(03)5~9	1	0.0%
4	(04)10~29	0	
5	(05)30~99	0	
6	(06)100~299	0	
7	(07)300~499	0	
8	(08)500~999	0	
9	(09)1000 or more	0	
97	(97)Don't know	0	
98	(98)Refuse to answer	11	0.4%
99	(99)missing	8	0.3%

Warning: these figures indicate the number of cases found in the data file. They cannot be interpreted as summary statistics of the population of interest.

m3s115d80: 115d-8.(September 2014-now)Job 4:(Including overtime work) How many hours a week on average did you work?

Information	[Type= discrete] [Format=numeric] [Range= 0-999] [Missing=*]
Statistics [NW/ W]	[Valid=2551 /-] [Invalid=0 /-]

Value	Label	Cases	Percentage
0	(0)Skip	2517	98.7%
20		1	0.0%
30		1	0.0%
40		5	0.2%
45		2	0.1%
50		4	0.2%
54		1	0.0%
56		1	0.0%
997	(997)Don't know	0	
998	(998)Refuse to answer	11	0.4%
999	(999)missing	8	0.3%

Warning: these figures indicate the number of cases found in the data file. They cannot be interpreted as summary statistics of the population of interest.

# m3s115d90: 115d-9.(September 2014-now)Job 4:What is the average monthly salary of this job?			
Information	[Type= continuous] [Format=numeric] [Range= 0-9999999] [Missing=*]		
Statistics [NW/ W]	[Valid=2551 /-] [Invalid=0 /-]		
Value	Label	Cases	Percentage
0	(0)Skip	2517	99.3%
9999997	(9999997)Don't know	0	
9999998	(9999998)Refuse to answer	11	0.4%
9999999	(9999999)missing	8	0.3%
<i>Warning: these figures indicate the number of cases found in the data file. They cannot be interpreted as summary statistics of the population of interest.</i>			
# m3s115e11: 115e-1.(September 2014-now)Job 5:When did you start this job?year			
Information	[Type= discrete] [Format=numeric] [Range= 0-999] [Missing=*]		
Statistics [NW/ W]	[Valid=2551 /-] [Invalid=0 /-]		
Value	Label	Cases	Percentage
0	(0)Skip	2527	99.1%
105		4	0.2%
106		1	0.0%
997	(997)Don't know	0	
998	(998)Refuse to answer	11	0.4%
999	(999)missing	8	0.3%
<i>Warning: these figures indicate the number of cases found in the data file. They cannot be interpreted as summary statistics of the population of interest.</i>			
# m3s115e12: 115e-1.(September 2014-now)Job 5:When did you start this job?month			
Information	[Type= discrete] [Format=numeric] [Range= 0-99] [Missing=*]		
Statistics [NW/ W]	[Valid=2551 /-] [Invalid=0 /-]		
Value	Label	Cases	Percentage
0		2527	99.1%
1		2	0.1%
5		2	0.1%
8		1	0.0%
98		11	0.4%
99		8	0.3%
<i>Warning: these figures indicate the number of cases found in the data file. They cannot be interpreted as summary statistics of the population of interest.</i>			
# m3s115e13: 115e-1.(September 2014-now)Job 5:When did you end this job?year			
Information	[Type= discrete] [Format=numeric] [Range= 0-999] [Missing=*]		
Statistics [NW/ W]	[Valid=2551 /-] [Invalid=0 /-]		
Value	Label	Cases	Percentage
0	(0)Skip	2527	99.1%
105		3	0.1%
106		2	0.1%
997	(997)Don't know	0	
998	(998)Refuse to answer	11	0.4%
999	(999)missing	8	0.3%
<i>Warning: these figures indicate the number of cases found in the data file. They cannot be interpreted as summary statistics of the population of interest.</i>			
# m3s115e14: 115e-1.(September 2014-now)Job 5:When did you end this job?month			
Information	[Type= discrete] [Format=numeric] [Range= 0-99] [Missing=*]		

m3s115e14: 115e-1.(September 2014-now)Job 5:When did you end this job?month

Statistics [NW/ W] [Valid=2551 /-] [Invalid=0 /-]

Value	Label	Cases	Percentage
0		2527	99.1%
4		1	0.0%
5		1	0.0%
9		1	0.0%
12		2	0.1%
98		11	0.4%
99		8	0.3%

Warning: these figures indicate the number of cases found in the data file. They cannot be interpreted as summary statistics of the population of interest.

m3s115e20: 115e-2.(September 2014-now)Job 5:What is the name of the company/ organization of this job and what are the main businesses or services?

Information [Type= discrete] [Format=numeric] [Range= 0-999] [Missing=*]

Statistics [NW/ W] [Valid=2551 /-] [Invalid=0 /-]

Value	Label	Cases	Percentage
0	0 Skip	2527	99.1%
11	011 Growing of Crops	0	
12	012 Animal Husbandry	0	
13	013 Support Activities to Agricultural and Animal Husbandry	0	
20	020 Forestry	0	
31	031 Fishing	0	
32	032 Aquaculture	0	
50	050 Extraction of Crude Petroleum and Natural Gas	0	
60	060 Quarrying of Stone, Sand, Clay and Other Mining	0	
81	081 Processing and Preserving of Meat	0	
82	082 Processing and Preserving of Fish, Crustaceans and Mollu	0	
83	083 Processing and Preserving of Fruit and Vegetables	0	
84	084 Manufacture of Edible Vegetable and Animal Oils and Fats	0	
85	085 Manufacture of Dairy Products	0	
86	086 Grain Husking, Manufacture of Grain Mill Products, Starc	0	
87	087 Manufacture of Prepared Animal Feeds	0	
89	089 Manufacture of Other Food Products	0	
91	091 Manufacture of Alcoholic Beverages	0	
92	092 Manufacture of Non-alcoholic Beverages	0	
100	100 Manufacture of Tobacco Products	0	
111	111 Spinning of Yarn	0	
112	112 Weaving of Textiles	0	
113	113 Manufacture of Non-woven Fabrics	0	
114	114 Finishing of Textiles	0	
115	115 Manufacture of Textile Products	0	
121	121 Manufacture of Wearing Apparel	0	
123	123 Manufacture of Clothing Accessories	0	
130	130 Manufacture of Leather, Fur and Related Products	0	
140	140 Manufacture of Wood and of Products of Wood and Bamboo	0	
151	151 Manufacture of Pulp, Paper and Paperboard	0	

m3s115e20: 115e-2.(September 2014-now).Job 5:What is the name of the company/ organization of this job and what are the main businesses or services?

Value	Label	Cases	Percentage
152	152 Manufacture of Containers of Paper and Paperboard	0	
159	159 Manufacture of Other Paper Products	0	
160	160 Printing and Reproduction of Recorded Media	0	
170	170 Manufacture of Petroleum and Coal Products	0	
181	181 Manufacture of Chemical Material	0	
183	183 Manufacture of Fertilizers and Nitrogen Compounds	0	
184	184 Manufacture of Plastic and Synthetic Rubber Materials	0	
185	185 Manufacture of Man-made Fibers	0	
191	191 Manufacture of Pesticides and Environmental Agents	0	
192	192 Manufacture of Coatings, Dyes and Pigments	0	
193	193 Manufacture of Cleaning Preparations and Cosmetics	0	
199	199 Manufacture of Other Chemical Products Not Elsewhere Cla	0	
200	200 Manufacture of Pharmaceuticals and Medicinal Chemical Pr	0	
210	210 Manufacture of Rubber Products	0	
220	220 Manufacture of Plastics Products	0	
231	231 Manufacture of Glass and Glass Products	0	
232	232 Manufacture of Refractory Products, Clay Building Materi	0	
233	233 Manufacture of Cement and Cement Products	0	
234	234 Cutting, Shaping and Finishing of Stone	0	
239	239 Manufacture of Other Non-metallic Mineral Products	0	
241	241 Manufacture of Basic Iron and Steel	0	
242	242 Manufacture of Aluminum	0	
243	243 Manufacture of Copper	0	
249	249 Manufacture of Other Basic Metals	0	
251	251 Manufacture of Cutlery, Metal Hand Tools and Die	0	
252	252 Manufacture of Metal Structure and Architectural Compone	0	
253	253 Manufacture of Metal Containers	0	
254	254 Metalworking Activities	0	
259	259 Manufacture of Other Fabricated Metal Products	0	
261	261 Manufacture of Semi-conductors	1	0.0%
262	262 Manufacture of Electronic Passive Devices	0	
263	263 Manufacture of Bare Printed Circuit Boards	0	
264	264 Manufacture of Optoelectronic Materials and Components	0	
269	269 Manufacture of Other Electronic Parts and Components	0	
271	271 Manufacture of Computers and Peripheral Equipment	0	
272	272 Manufacture of Communication Equipment	0	
273	273 Manufacture of Audio and Video Equipment	0	
274	274 Manufacture of Magnetic and Optical Media	0	
275	275 Manufacture of Measuring, Navigating, Control Equipment,	0	
276	276 Manufacture of Irradiation and Electromedical Equipment	0	
277	277 Manufacture of Optical Instruments and Equipment	0	
281	281 Manufacture of Power Generation, Transmission and Distri	0	
282	282 Manufacture of Batteries and Accumulators	0	
283	283 Manufacture of Wiring and Wiring Devices	0	

m3s115e20: 115e-2.(September 2014-now)Job 5:What is the name of the company/ organization of this job and what are the main businesses or services?

Value	Label	Cases	Percentage
284	284 Manufacture of Lighting Equipment	0	
285	285 Manufacture of Domestic Appliances	0	
289	289 Manufacture of Other Electrical Equipment	0	
291	291 Manufacture of Metal-working Machinery	0	
292	292 Manufacture of Other Special-purpose Machinery	0	
293	293 Manufacture of General-purpose Machinery	0	
301	301 Manufacture of Motor Vehicles	0	
302	302 Manufacture of Bodies (Coachwork) for Motor Vehicles	0	
303	303 Manufacture of Parts for Motor Vehicles	0	
311	311 Manufacture of Ships, Boats and Floating Structures	0	
312	312 Manufacture of Motorcycles and Parts	0	
313	313 Manufacture of Bicycles and Parts	0	
319	319 Manufacture of Other Transport Equipment and Parts Not E	0	
321	321 Manufacture of Non-metallic Furniture	0	
322	322 Manufacture of Metallic Furniture	0	
331	331 Manufacture of Sports and Recreational Goods	0	
332	332 Manufacture of Medical Instruments and Supplies	0	
339	339 Manufacturing Not Elsewhere Classified	0	
340	340 Repair and Installation of Industrial Machinery and Equi	0	
351	351 Electricity Supply	0	
352	352 Gas Supply	0	
353	353 Steam Supply	0	
360	360 Water Supply	0	
370	370 Wastewater and Sewage Treatment	0	
381	381 Waste Collection	0	
382	382 Waste Treatment and Disposal	0	
383	383 Materials Recovery	0	
390	390 Remediation Activities and Other Waste Management Servic	0	
410	410 Construction of Buildings	0	
421	421 Construction of Roads and Railways	0	
422	422 Construction of Utility Projects	0	
429	429 Construction of Other Civil Engineering Projects	0	
431	431 Site Preparation, Foundation and Structure Construction	0	
432	432 Landscape Construction	0	
433	433 Electrical, Plumbing and Other Construction Installation	0	
434	434 Building Completion and Finishing	0	
439	439 Other Specialized Construction Activities	0	
451	451 Wholesale on a Fee or Contract Basis	0	
452	452 Wholesale of General Merchandise	0	
453	453 Wholesale of Agricultural Raw Materials and Live Animals	0	
454	454 Wholesale of Food, Beverages and Tobacco	1	0.0%
455	455 Wholesale of Textiles and Clothing	0	
456	456 Wholesale of Household Appliances and Goods	0	
457	457 Wholesale of Pharmaceutical and Medical Goods and Cosmet	0	

m3s115e20: 115e-2.(September 2014-now)Job 5:What is the name of the company/ organization of this job and what are the main businesses or services?

Value	Label	Cases	Percentage
458	458 Wholesale of Cultural and Recreation Goods	0	
461	461 Wholesale of Construction Materials	0	
462	462 Wholesale of Chemical Materials and Chemical Products	0	
463	463 Wholesale of Fuel and Related Products	0	
464	464 Wholesale of Machinery and Equipment	0	
465	465 Wholesale of Motor Vehicles and Motorcycles and Related	0	
469	469 Other Specialized Wholesale	0	
471	471 Retail Sale in Non-specialized Stores	0	
472	472 Retail Sale of Food, Beverages and Tobacco in Specialize	0	
473	473 Retail Sale of Textiles and Clothing in Specialized Stor	0	
474	474 Retail Sale of Household Appliances and Goods in Special	0	
475	475 Retail Sale of Pharmaceutical and Medical Goods and Cosm	0	
476	476 Retail Sale of Cultural and Recreation Goods in Speciali	0	
481	481 Retail Sale of Construction Materials in Specialized Sto	0	
482	482 Retail Sale of Fuel and Related Products in Specialized	0	
483	483 Retail Sale of Information and Communications Equipment	0	
484	484 Retail Sale of Motor Vehicles, Motorcycles and Related P	0	
485	485 Other Retail Sale in Specialized Stores	0	
486	486 Retail Sale via Stalls	0	
487	487 Retail Trade Not in Stores or Stalls	0	
491	491 Transport via Railways	0	
492	492 Public Rapid Transit	0	
493	493 Bus Transportation	0	
494	494 Freight Truck Transport	0	
499	499 Other Land Transportation	0	
501	501 Ocean Transportation	0	
502	502 Inland and Lake Transportation	0	
510	510 Air Transport	0	
521	521 Customs Clearance Services	0	
522	522 Shipping Agency Services	0	
523	523 Freight Transportation Forwarding Services	0	
524	524 Service Activities Incidental to Land Transportation	0	
525	525 Service Activities Incidental to Water Transportation	0	
526	526 Service Activities Incidental to Air Transportation	0	
529	529 Other Transportation Support Activities	0	
530	530 Warehousing and Storage	0	
541	541 Postal Activities	0	
542	542 Courier Activities	0	
551	551 Short Term Accommodation Activities	0	
559	559 Other Accommodation	0	
561	561 Food Service Activities	1	0.0%
562	562 Event Catering and Other Food Service Activities	0	
563	563 Beverage Serving Activities	1	0.0%
581	581 Publishing of Books, Periodicals and Other Publishing Ac	0	

m3s115e20: 115e-2.(September 2014-now).Job 5:What is the name of the company/ organization of this job and what are the main businesses or services?

Value	Label	Cases	Percentage
582	582 Software Publishing	0	
591	591 Motion Picture, Video and Television Programme Activitie	0	
592	592 Sound Recording and Music Publishing Activities	0	
601	601 Radio Broadcasting	0	
602	602 Television Broadcasting and Subscription Programming	0	
610	610 Telecommunications	0	
620	620 Computer Programming, Consultancy and Related Activities	0	
631	631 Data Processing, Hosting and Related Activities, Web Por	0	
639	639 Other Information Service Activities	0	
641	641 Monetary Intermediation	1	0.0%
642	642 Activities of Holding Companies	0	
643	643 Trusts, Funds and Similar Financial Entities	0	
649	649 Other Financial Service Activities	0	
651	651 Insurance of the Person	0	
652	652 Non-life Insurance	0	
653	653 Reinsurance	0	
654	654 Pension Funding	0	
655	655 Activities Auxiliary to Insurance	0	
661	661 Securities	0	
662	662 Commodity Contracts	0	
664	664 Fund Management Activities	0	
669	669 Other Activities Auxiliary to Financial Service Activiti	0	
670	670 Real Estate Development Activities	0	
681	681 Real Estate Operation Activities	0	
689	689 Other Real Estate Activities	0	
691	691 Legal Activities	0	
692	692 Accounting, Bookkeeping and Auditing Activities; Tax Con	0	
701	701 Activities of Head Offices	0	
702	702 Management Consultancy Activities	0	
711	711 Architecture and Engineering Activities and Related Tech	0	
712	712 Technical Testing and Analysis	0	
721	721 Research and Experimental Development on Natural Science	0	
722	722 Research and Experimental Development on Social Sciences	0	
723	723 Miscellaneous Scientific Research and Development	0	
731	731 Advertising	0	
732	732 Market Research and Public Opinion Polling	0	
740	740 Specialized Design Activities	0	
750	750 Veterinary Activities	0	
760	760 Other Professional, Scientific and Technical Activities	0	
771	771 Renting and Leasing of Machinery and Equipment	0	
772	772 Renting and Leasing of Transport Equipment	0	
773	773 Renting and Leasing of Personal and Household Goods	0	
774	774 Leasing of Intellectual Property and Similar Products, E	0	
781	781 Activities of Employment Placement Agencies	0	

m3s115e20: 115e-2.(September 2014-now).Job 5:What is the name of the company/ organization of this job and what are the main businesses or services?

Value	Label	Cases	Percentage
782	782 Human Resources Provision Activities	0	
790	790 Travel agency, Tour Operator, Reservation Service and Re	0	
800	800 Security and Investigation Activities	0	
811	811 Combined Facilities Support Activities	0	
812	812 Cleaning Activities	0	
813	813 Landscape Care and Maintenance Service Activities	0	
820	820 Office Administrative and Support Activities	0	
831	831 Public Administration	0	
832	832 Defence Activities	0	
833	833 Compulsory Social Security Activities	0	
840	840 Activities of Extraterritorial Organizations and Bodies	0	
851	851 Pre-primary Education	0	
852	852 Primary Education	0	
853	853 Junior High Education	0	
854	854 Senior Secondary Education	0	
855	855 Higher Education	0	
856	856 Special Education	0	
858	858 Educational Support Activities	0	
859	859 Other Education	0	
861	861 Hospital Activities	0	
862	862 Clinic Activities	0	
869	869 Other Human Health Activities	0	
870	870 Residential Care Activities	0	
880	880 Social Work Activities without Accommodation	0	
901	901 Artistic Creation	0	
902	902 Performing Arts	0	
903	903 Support Activities to Creative and Performing Arts	0	
910	910 Libraries, Archives, Museums and Other Cultural Activiti	0	
920	920 Gambling and Betting Activities	0	
931	931 Sports Activities	0	
932	932 Amusement and Recreation Activities	0	
941	941 Activities of Religious Organizations	0	
942	942 Activities of Business, Employers, Professional Membersh	0	
949	949 Activities of Other Membership Organizations	0	
951	951 Maintenance and Repair of Motor Vehicles and Motor Vehic	0	
952	952 Repair of Computers, Communication Equipment and Electro	0	
959	959 Maintenance and Repair of Other Personal and Household G	0	
961	961 Washing and (Dry-) Cleaning of Textile and Fur Products	0	
962	962 Beauty Treatment	0	
963	963 Funeral and Related Activities	0	
964	964 Activities of Households as Employers of Domestic Person	0	
969	969 Other Personal Service Activities Not Elsewhere Classifi	0	
994	994 irregular	0	
995	995 Overseas	0	

m3s115e20: 115e-2.(September 2014-now)Job 5:What is the name of the company/ organization of this job and what are the main businesses or services?

Value	Label	Cases	Percentage
997	997 Don't know	0	
998	998 Refuse to answer	11	0.4%
999	999 missing	8	0.3%

Warning: these figures indicate the number of cases found in the data file. They cannot be interpreted as summary statistics of the population of interest.

m3s115e30: 115e-3.(September 2014-now)Job 5:What was the title and content of this job?

Information [Type= discrete] [Format=numeric] [Range= 0-9999] [Missing=*]

Statistics [NW/ W] [Valid=2551 /-] [Invalid=0 /-]

Value	Label	Cases	Percentage
0	0 Skip	2527	99.1%
100	0100 Armed Forces Occupations	0	
1000	1000 Legislators, Senior Officials and Managers	0	
1100	1100 Legislators, Senior Officials and Chief Executives	0	
1110	1110 Legislators and Senior Officials	0	
1111	1111 Legislators	0	
1112	1112 Senior Government Officials	0	
1113	1113 Senior Officials of Special-Interest Organizations	0	
1120	1120 Managing Directors and Chief Executives	0	
1200	1200 Administrative and Commercial Managers	0	
1210	1210 Business Services and Administration Managers	0	
1211	1211 Finance Managers	0	
1212	1212 Human Resource Managers	0	
1219	1219 Other Business Services and Administration Managers	0	
1220	1220 Sales, Marketing and Development Managers	0	
1221	1221 Sales and Marketing Managers	0	
1222	1222 Advertising and Public Relations Managers	0	
1223	1223 Research and Development Managers	0	
1300	1300 Production and Specialized Services Managers	0	
1310	1310 Production Managers in Agriculture, Forestry and Fisher	0	
1320	1320 Mining, Manufacturing, Construction, and Distribution M	0	
1321	1321 Mining Managers	0	
1322	1322 Manufacturing Managers	0	
1323	1323 Construction Managers	0	
1324	1324 Supply, Distribution and Storage Managers	0	
1330	1330 Information and Communications Technology Service Manag	0	
1340	1340 Professional Services Managers	0	
1341	1341 Health Service Managers	0	
1342	1342 Aged Care Service Managers	0	
1343	1343 Social Welfare Managers	0	
1344	1344 Education Managers	0	
1345	1345 Financial and Insurance Services Branch Managers	0	
1349	1349 Other Professional Services Managers	0	
1400	1400 Hospitality, Retail and Other Establishments Services M	0	
1410	1410 Hotel and Restaurant Managers	0	

m3s115e30: 115e-3.(September 2014-now).Job 5:What was the title and content of this job?

Value	Label	Cases	Percentage
1411	1411 Hotel Managers	0	
1412	1412 Restaurant Managers	0	
1420	1420 Wholesale and Retail Trade Managers	0	
1490	1490 Other Establishment Services Managers	0	
1491	1491 Sports, Recreation and Cultural Center Managers	0	
1499	1499 Establishment Services Managers Not Elsewhere Classifie	0	
2000	2000 Professionals	0	
2100	2100 Science and Engineering Professionals	0	
2110	2110 Physical, Chemical and Earth Science Professionals	0	
2111	2111 Physicists and Astronomers	0	
2112	2112 Meteorologists	0	
2113	2113 Chemists	0	
2114	2114 Geologists and Geophysicists	0	
2120	2120 Mathematicians, Actuaries and Statisticians	0	
2130	2130 Life Science Professionals	0	
2131	2131 Biologists, Botanists, Zoologists and Related Professio	0	
2132	2132 Agriculture, Forestry and Fishery Professionals	0	
2133	2133 Environmental Protection Professionals	0	
2140	2140 Engineering Professionals (Excluding Electrotechnology)	0	
2141	2141 Industrial and Production Engineers	0	
2142	2142 Civil Engineers	0	
2143	2143 Environmental Engineers	0	
2144	2144 Mechanical Engineers	0	
2145	2145 Chemical Engineers	0	
2146	2146 Mining Engineers, Metallurgists and Related Professiona	0	
2149	2149 Other Engineering Professionals	0	
2150	2150 Electrotechnology Engineers	0	
2151	2151 Electrical Engineers	0	
2152	2152 Electronics Engineers	0	
2153	2153 Telecommunications Engineers	0	
2160	2160 Architects, Planners and Surveyors	0	
2161	2161 Building Architects	0	
2162	2162 Town and Traffic Planners	0	
2163	2163 Surveyors and Cartographers	0	
2170	2170 Designers	0	
2171	2171 Interior Architects	0	
2172	2172 Graphic and Multimedia Designers	0	
2173	2173 Product and Garment Designers	0	
2200	2200 Health Professionals	0	
2210	2210 Medical Doctors	0	
2220	2220 Nursing and Midwifery Professionals	0	
2230	2230 Dentists	0	
2240	2240 Doctors of Chinese Medicine	0	
2250	2250 Veterinarians	0	
2260	2260 Pharmacists	0	

m3s115e30: 115e-3.(September 2014-now).Job 5:What was the title and content of this job?

Value	Label	Cases	Percentage
2290	2290 Other Health Professionals	0	
2291	2291 Environmental and Occupational Health and Hygiene Profe	0	
2292	2292 Physiotherapists	0	
2293	2293 Dieticians and Nutritionists	0	
2294	2294 Audiologists and Speech Therapists	0	
2295	2295 Occupational Therapists	0	
2299	2299 Health Professionals Not Elsewhere Classified	0	
2300	2300 Teaching Professionals	0	
2310	2310 Higher Education Teachers	0	
2320	2320 Secondary Education Teachers	0	
2330	2330 Primary School and Early Childhood Teachers	0	
2331	2331 Primary School Teachers	0	
2332	2332 Early Childhood Educators	0	
2340	2340 Special Education Teachers	0	
2390	2390 Other Teaching Professionals	0	
2391	2391 Language Teachers(Excluding School Teachers)	0	
2392	2392 Music Teachers(Excluding School Teachers)	0	
2393	2393 Arts Teachers(Excluding School Teachers)	0	
2394	2394 Information Technology Trainers	0	
2395	2395 Cram School Teachers for Schoolwork and Employment Elig	0	
2399	2399 Teaching Professionals Not Elsewhere Classified	0	
2400	2400 Business and Administration Professionals	0	
2410	2410 Finance Professionals	0	
2411	2411 Accounting Professionals	0	
2412	2412 Financial and Investment Advisers	1	0.0%
2420	2420 Administration Professionals	0	
2421	2421 Organization and Policy Administration Professionals	0	
2422	2422 Personnel, Training and Staff Development Professionals	0	
2430	2430 Marketing, Public Relations and Technical Sales Profess	0	
2431	2431 Advertising and Marketing Professionals	0	
2432	2432 Public Relations Professionals	0	
2433	2433 Information and Communications Technology Sales Profess	0	
2434	2434 Medical and Other Technical Sales Professionals	0	
2500	2500 Information and Communications Technology Professionals	0	
2510	2510 Software and Applications Developers and Analysts	0	
2511	2511 Systems Analysts and Designers	0	
2512	2512 Software Developers and Programmers	0	
2513	2513 Web and Multimedia Developers	0	
2519	2519 Other Software and Applications Developers and Analysts	0	
2520	2520 Database and Network Professionals	0	
2521	2521 Database Designers and Administrators	0	
2522	2522 Systems Administrators	0	
2523	2523 Computer Network Professionals	0	
2529	2529 Other Database and Network Professionals	0	
2600	2600 Legal, Social and Cultural Professionals	0	

m3s115e30: 115e-3.(September 2014-now)Job 5:What was the title and content of this job?

Value	Label	Cases	Percentage
2610	2610 Legal Professionals	0	
2611	2611 Lawyers and Public Advocates	0	
2612	2612 Judges	0	
2613	2613 Public Prosecutors	0	
2619	2619 Other Legal Professionals	0	
2620	2620 Archivists, Curators and Librarians	0	
2621	2621 Archivists and Curators	0	
2622	2622 Librarians and Related Information Professionals	0	
2630	2630 Social and Religious Professionals	0	
2631	2631 Economists	0	
2632	2632 Sociologists, Anthropologists and Related Professionals	0	
2633	2633 Philosophers, Historians and Political Scientists	0	
2634	2634 Psychologists	0	
2635	2635 Social Work Professionals	0	
2636	2636 Religious Professionals	0	
2640	2640 Authors, Journalists and Linguists	0	
2641	2641 Authors and Related Writers	0	
2642	2642 Journalists	0	
2643	2643 Linguists, Translators and Interpreters	0	
2650	2650 Creative and Performing Artists	0	
2651	2651 Visual Artists	0	
2652	2652 Musicians, Singers and Composers	0	
2653	2653 Dancers and Choreographers	0	
2654	2654 Film, Stage and Related Directors and Producers	0	
2655	2655 Actors	0	
2656	2656 Announcers On Radio, Television and Other Media	0	
2659	2659 Other Creative and Performing Artists	0	
3000	3000 Technicians and Associate Professionals	0	
3100	3100 Science and Engineering Associate Professionals	0	
3110	3110 Physical, Chemical and Engineering Science Technicians	0	
3111	3111 Physical and Chemical Science Technicians	0	
3112	3112 Civil Engineering Technicians	0	
3113	3113 Electrical Engineering Technicians	0	
3114	3114 Electronics Engineering Technicians	0	
3115	3115 Mechanical Engineering Technicians	0	
3116	3116 Chemical Engineering Technicians	0	
3117	3117 Industrial and Production Technicians	0	
3118	3118 Draughtspersons	0	
3119	3119 Other Engineering Science Technicians	0	
3120	3120 Mining, Manufacturing and Construction Supervisors	0	
3121	3121 Mining Supervisors	0	
3122	3122 Manufacturing Supervisors	0	
3123	3123 Construction Supervisors	0	
3130	3130 Process Control Technicians	0	
3131	3131 Power Production Plant Operators	0	

m3s115e30: 115e-3.(September 2014-now).Job 5:What was the title and content of this job?

Value	Label	Cases	Percentage
3132	3132 Incinerator ,Water Treatment and Related Plant Operator	0	
3133	3133 Chemical Processing Plant Controllers	0	
3134	3134 Petroleum and Natural Gas Refining Plant Operators	0	
3135	3135 Metal Production Process Controllers	0	
3139	3139 Other Process Control Technicians	0	
3140	3140 Life Science Technicians and Related Associate Professi	0	
3141	3141 Life Science Technicians	0	
3142	3142 Agricultural, Forestry and Fishery Technicians and Popu	0	
3150	3150 Ship and Aircraft Controllers and Related Technicians	0	
3151	3151 Ships' Engineers	0	
3152	3152 Ships' Deck Officers and Pilots	0	
3153	3153 Aircraft Pilots and Related Associate Professionals	0	
3154	3154 Air Traffic Controllers	0	
3155	3155 Air Traffic Safety Electronics Technicians	0	
3200	3200 Health Associate Professionals	0	
3210	3210 Medical and Pharmaceutical Technicians	0	
3211	3211 Medical Imaging and Therapeutic Equipment Technicians	0	
3212	3212 Medical and Pathology Laboratory Technicians	0	
3213	3213 Pharmaceutical Technicians and Assistants	0	
3214	3214 Medical and Dental Prosthetic Technicians	0	
3220	3220 Nursing Associate Professionals	0	
3230	3230 Traditional Medicine Technicians	0	
3240	3240 Veterinary Associate Professionals	0	
3290	3290 Other Health Associate Professionals	0	
3291	3291 Dental Assistants and Therapists	0	
3292	3292 Medical Records and Health Information Technicians	0	
3293	3293 Dispensing Opticians	0	
3294	3294 Physiotherapy Technicians and Assistants	0	
3295	3295 Environmental and Occupational Health Technicians	0	
3296	3296 Ambulance Workers	0	
3299	3299 Health Associate Professionals Not Elsewhere Classified	0	
3300	3300 Business and Administration Associate Professionals	0	
3310	3310 Financial and Mathematical Associate Professionals	0	
3311	3311 Securities and Finance Dealers and Brokers	0	
3312	3312 Credit and Loans Officers	0	
3313	3313 Accounting Associate Professionals	0	
3314	3314 Statistical, Mathematical and Actuarial Associate Profe	0	
3315	3315 Valuers and Loss Assessors	0	
3320	3320 Sales and Purchasing Agents and Brokers	0	
3321	3321 Insurance Representatives	0	
3322	3322 Commercial Sales Representatives	0	
3323	3323 Buyers	0	
3324	3324 Trade Brokers	0	
3330	3330 Business Services Agents	0	
3331	3331 Clearing and Forwarding Agents	0	

m3s115e30: 115e-3.(September 2014-now).Job 5:What was the title and content of this job?

Value	Label	Cases	Percentage
3332	3332 Conference and Event Planners	0	
3333	3333 Employment Agents and Contractors	0	
3334	3334 Real Estate Agents and Property Managers	0	
3339	3339 Other Business Services Agents	0	
3340	3340 Office Supervisors and Specialized Secretaries	0	
3341	3341 Office Supervisors	0	
3342	3342 Specialized Secretaries	0	
3350	3350 Regulatory Government Associate Professionals	0	
3351	3351 Customs and Border Inspectors	0	
3352	3352 Government Tax and Excise Officials	0	
3353	3353 Government Social Benefits Officials	0	
3354	3354 Government Licensing Officials	0	
3355	3355 Police Inspectors	0	
3359	3359 Other Government Regulatory Associate Professionals	0	
3400	3400 Legal, Social, Cultural and Related Associate Professio	0	
3410	3410 Legal, Social and Religious Associate Professionals	0	
3411	3411 Legal and Related Associate Professionals	0	
3412	3412 Social Work Associate Professionals	0	
3413	3413 Religious Associate Professionals	0	
3420	3420 Sports and Fitness Workers	0	
3421	3421 Athletes and Sports Players	0	
3422	3422 Sports, Fitness and Recreation Instructors	0	
3430	3430 Artistic, Cultural and Culinary Associate Professionals	0	
3431	3431 Photographers	0	
3432	3432 Gallery, Library and Museum Associate Professionals	0	
3433	3433 Chefs	0	
3439	3439 Other Artistic and Cultural Associate Professionals	0	
3500	3500 Information and Communications Technicians	0	
3510	3510 Information and Communications Technology Technicians	0	
3511	3511 Information and Communications Technology Operations Te	0	
3512	3512 Information and Communications Technology User Support	0	
3513	3513 Computer Network and Systems Technicians	0	
3514	3514 Web Technicians	0	
3520	3520 Telecommunications and Broadcasting Technicians	0	
3521	3521 Broadcasting and Audio-Visual Technicians	0	
3522	3522 Telecommunications Engineering Technicians	0	
4000	4000 Clerical Support Workers	0	
4100	4100 General And Keyboard Clerks	0	
4110	4110 General Office Clerks	1	0.0%
4120	4120 Clerical Secretaries	0	
4130	4130 Keyboard Operator and Related Clerks	0	
4200	4200 Customer Services Clerks	0	
4210	4210 Tellers, Debt-Collectors and Related Clerks	0	
4211	4211 Bank Tellers and Related Clerks	0	
4212	4212 Bookmakers, Croupiers and Related Gaming Workers	0	

m3s115e30: 115e-3.(September 2014-now)Job 5:What was the title and content of this job?

Value	Label	Cases	Percentage
4213	4213 Pawnbrokers and Money-Lenders	0	
4214	4214 Debt-Collectors and Related Workers	0	
4220	4220 Client Information Workers	0	
4221	4221 Travel Consultants and Clerks	0	
4222	4222 Receptionists and Information Counter Clerks	0	
4223	4223 Telephone Switchboard Operators	0	
4224	4224 Contact Center Information Clerks	0	
4225	4225 Survey And Market Research Interviewers	0	
4229	4229 Other Client Information Workers	0	
4300	4300 Accounting, Production, Transport and Related Clerks	0	
4310	4310 Accounting, Statistical and Related Clerks	0	
4311	4311 Accounting and Bookkeeping Clerks	0	
4312	4312 Statistical, Finance and Insurance Clerks	0	
4320	4320 Production, Transport and Related Clerks	0	
4321	4321 Stock Clerks	0	
4322	4322 Production Clerks	0	
4323	4323 Transport Clerks	0	
4900	4900 Other Clerical Support Workers	0	
4910	4910 Personnel Clerks	0	
4990	4990 Clerical Support Workers Not Elsewhere Classified	0	
4991	4991 Library Clerks	0	
4992	4992 Mail Sorting Clerks and Carriers	0	
4993	4993 Coding, Proof-Reading and Related Clerks	0	
4994	4994 Filing and Copying Clerks	0	
4995	4995 Education and Related Clerks	0	
4999	4999 Other Clerical Support Workers Not Elsewhere Classified	0	
5000	5000 Service and Sales Workers	0	
5100	5100 Personal Service Workers	0	
5110	5110 Travel Attendants and Related Workers	0	
5111	5111 Flight Attendants and Ship Stewards	0	
5112	5112 Transport Conductors	0	
5113	5113 Travel Guides	0	
5120	5120 Cooks	0	
5130	5130 Food Service Workers	0	
5131	5131 Bartenders	1	0.0%
5139	5139 Other Food Service Workers	0	
5140	5140 Hairdressers, Beauticians, Modeling Designers and Relat	0	
5150	5150 Building and Housekeeping Supervisors	0	
5151	5151 Building Caretakers	0	
5152	5152 Domestic Housekeepers	0	
5159	5159 Other Establishment Housekeepers	0	
5190	5190 Other Personal Service Workers	0	
5191	5191 Astrologers, Fortune-Tellers and Related Workers	0	
5192	5192 Undertakers and Related Workers	0	
5193	5193 Pet Groomers and Animal Care Workers	0	

m3s115e30: 115e-3.(September 2014-now).Job 5:What was the title and content of this job?

Value	Label	Cases	Percentage
5194	5194 Driving Instructors	0	
5199	5199 Personal Service Workers Not Elsewhere Classified	0	
5200	5200 Sales Workers and Demonstrators	0	
5210	5210 Street and Market Salespersons	0	
5211	5211 Stall and Market Salespersons	0	
5212	5212 Street Food Salespersons	0	
5220	5220 Shop Salespersons	0	
5230	5230 Cashiers and Ticket Clerks	0	
5290	5290 Other Sales Workers and Demonstrators	0	
5291	5291 Fashion and Other Models	0	
5292	5292 Sales Demonstrators	0	
5293	5293 Door to Door Salespersons	0	
5294	5294 Contact Center Salespersons	0	
5295	5295 Service Station Attendants	0	
5296	5296 Food Service Counter Attendants	0	
5299	5299 Sales Workers Not Elsewhere Classified	0	
5300	5300 Personal Care Workers	0	
5310	5310 Child Care Workers	0	
5320	5320 Personal Care Workers in Health Services	0	
5400	5400 Protective Services Workers	0	
5401	5401 Firefighters	0	
5402	5402 Police Officers	0	
5403	5403 Bailiff and Correctional Officers	0	
5404	5404 Security Guards	0	
5409	5409 Other Protective Services Workers	0	
6000	6000 Skilled Agricultural, Forestry and Fishery Workers	0	
6010	6010 Agronomic and Garden Crop Growers	0	
6020	6020 Animal Producers	0	
6021	6021 Livestock Producers	0	
6022	6022 Poultry Producers	0	
6023	6023 Apiarists and Sericulturists	0	
6029	6029 Other Animal Producers	0	
6030	6030 Mixed Crop and Animal Producers	0	
6040	6040 Forestry and Related Workers	0	
6050	6050 Fishery Workers	0	
6051	6051 Aquaculture Workers	0	
6052	6052 Inland and Coastal Waters Fishery Workers	0	
6053	6053 Deep-Sea Fishery Workers	0	
7000	7000 Craft and Related Trades Workers	0	
7100	7100 Building and Related Trades Workers	0	
7110	7110 Building Frame and Related Trades Workers	0	
7111	7111 Bricklayers and Related Workers	0	
7112	7112 Stonemasons, Stone Cutters and Carvers	0	
7113	7113 Concrete Placers and Related Workers	0	
7114	7114 Carpenters and Joiners	0	

m3s115e30: 115e-3.(September 2014-now)Job 5:What was the title and content of this job?

Value	Label	Cases	Percentage
7119	7119 Other Building Frame and Related Trades Workers	0	
7120	7120 Building Finishers and Related Trades Workers	0	
7121	7121 Roofers	0	
7122	7122 Floor and Wall Layers, Tile Setters	0	
7123	7123 Plasterers	0	
7124	7124 Insulation Workers	0	
7125	7125 Glaziers	0	
7126	7126 Plumbers and Pipe Fitters	0	
7127	7127 Air Conditioning and Refrigeration Mechanics	0	
7130	7130 Painters, Building Structure Cleaners and Related Trade	0	
7131	7131 Painters, Spray Painters, Varnishers and Related Worker	0	
7132	7132 Building Structure Cleaners	0	
7200	7200 Metal, Machinery and Related Trades Workers	0	
7210	7210 Metal Moulders, Welders, Sheet-Metal Workers and Relate	0	
7211	7211 Metal Moulders and Coremakers	0	
7212	7212 Welders and Flame Cutters	0	
7213	7213 Sheet-Metal Workers	0	
7214	7214 Structural-Metal Preparers and Erectors	0	
7215	7215 Riggers and Cable Splicers	0	
7220	7220 Blacksmiths, Toolmakers and Related Trades Workers	0	
7221	7221 Blacksmiths, Hammersmiths and Forging Press Workers	0	
7222	7222 Toolmakers and Related Workers	0	
7223	7223 Metal Working Machine Tool Setters and Operators	0	
7224	7224 Metal Polishers and Tool Sharpeners	0	
7230	7230 Machinery Mechanics and Repairers	0	
7231	7231 Motor Vehicle Mechanics and Repairers	0	
7232	7232 Aircraft Engine Mechanics and Repairers	0	
7233	7233 Industrial Machinery Mechanics and Repairers	0	
7234	7234 Bicycle and Related Repairers	0	
7300	7300 Handicraft and Printing Workers	0	
7310	7310 Handicraft Workers	0	
7311	7311 Precision-Instrument Makers and Repairers	0	
7312	7312 Musical Instrument Makers and Tuners	0	
7313	7313 Jewellery and Precious-metal Workers	0	
7314	7314 Potters and Related Workers	0	
7315	7315 Glass Makers, Cutters, Grinders and Finishers	0	
7316	7316 Sign Writers, Decorative Painters, Engravers and Etcher	0	
7317	7317 Handicraft Workers in Wood, Bamboo, Rattan and Related	0	
7318	7318 Handicraft Workers in Textile, Leather and Related Mate	0	
7319	7319 Other Handicraft Workers	0	
7320	7320 Printing Trades Workers	0	
7321	7321 Pre-Press Technicians	0	
7322	7322 Printers	0	
7323	7323 Print Binding and Related Workers	0	
7400	7400 Electrical and Electronic Trades Workers	0	

m3s115e30: 115e-3.(September 2014-now).Job 5:What was the title and content of this job?

Value	Label	Cases	Percentage
7410	7410 Electrical Equipment Installers and Repairers	0	
7411	7411 Building and Related Electricians	0	
7412	7412 Electrical Mechanics and Fitters	0	
7413	7413 Electrical Line Installers and Repairers	0	
7420	7420 Electronic Equipment Installers and Repairers	0	
7421	7421 Information and Communications Technology Installers an	0	
7429	7429 Other Electronic Equipment Installers and Repairers	0	
7900	7900 Other Craft and Related Trades Workers	0	
7910	7910 Food Processing and Related Trades Workers	0	
7911	7911 Butchers, Fishmongers and Related Food Preparers	0	
7912	7912 Bakers, Pastry-cooks and Confectionery Makers	0	
7913	7913 Dairy-Products Makers	0	
7914	7914 Fruit, Vegetable and Related Preservers	0	
7915	7915 Food and Beverage Tasters and Graders	0	
7919	7919 Other Food Processing and Related Trades Workers	0	
7920	7920 Wood Treaters, Cabinet-makers and Related Trades Worker	0	
7921	7921 Wood Dryer Tenders and Preservers	0	
7922	7922 Cabinet-makers and Related Workers	0	
7923	7923 Woodworking-Machine Tool Setters and Operators	0	
7930	7930 Garment and Related Trades Workers	0	
7931	7931 Tailors, Dressmakers, Furriers and Hatters	0	
7932	7932 Garment and Related Patternmakers and Cutters	0	
7933	7933 Sewers, Embroiderers and Related Workers	0	
7934	7934 Pelt Dressers, Tanners and Fellmongers	0	
7935	7935 Shoemakers and Related Workers	0	
7990	7990 Craft and Related Workers Not Elsewhere Classified	0	
7991	7991 Underwater Divers	0	
7992	7992 Shotfirers and Blasters	0	
7993	7993 Product Graders and Testers (Except Foods and Beverages	0	
7994	7994 Fumigators and Other Pest and Weed Controllers	0	
7999	7999 Other Craft and Related Workers Not Elsewhere Classifie	0	
8000	8000 Plant and Machine Operators, and Assemblers	0	
8100	8100 Stationary Plant and Machine Operators	0	
8110	8110 Mining and Mineral Processing Plant Operators	0	
8111	8111 Miners and Quarriers	0	
8112	8112 Mineral and Stone Processing Plant Operators	0	
8113	8113 Well Drillers and Related Workers	0	
8114	8114 Cement, Stone and Other Mineral Products Machine Operat	0	
8120	8120 Metal Processing and Finishing Plant Operators	0	
8121	8121 Metal Processing Plant Operators	0	
8122	8122 Metal Plating and Coating Machine Operators	1	0.0%
8130	8130 Chemical and Photographic Products Plant and Machine Op	0	
8131	8131 Pharmaceutical and Toiletry Products Machine Operators	0	
8132	8132 Photographic Products Machine Operators	0	
8139	8139 Other Chemical Products Plant and Machine Operators	0	

m3s115e30: 115e-3.(September 2014-now)Job 5:What was the title and content of this job?

Value	Label	Cases	Percentage
8140	8140 Rubber, Plastic and Paper Products Machine Operators	0	
8141	8141 Rubber Products Machine Operators	0	
8142	8142 Plastic Products Machine Operators	0	
8143	8143 Paper Products Machine Operators	0	
8150	8150 Textile, Fur and Leather Products Machine Operators	0	
8151	8151 Fibre Preparing, Spinning and Winding Machine Operators	0	
8152	8152 Weaving and Knitting Machine Operators	0	
8153	8153 Sewing Machine Operators	0	
8154	8154 Fabric Bleaching, Dyeing and Cleaning Machine Operators	0	
8155	8155 Fur and Leather Preparing Machine Operators	0	
8156	8156 Shoemaking and Related Machine Operators	0	
8157	8157 Laundry Machine Operators	0	
8159	8159 Other Textile, Fur and Leather Products Machine Operato	0	
8160	8160 Food and Related Products Machine Operators	0	
8170	8170 Wood Processing and Papermaking Plant Operators	0	
8171	8171 Wood Processing Plant Operators	0	
8172	8172 Pulp and Papermaking Plant Operators	0	
8190	8190 Other Stationary Plant and Machine Operators	0	
8191	8191 Glass and Ceramics Plant Operators	0	
8192	8192 Steam Engine and Boiler Operators	0	
8193	8193 Packing and Related Machine Operators	0	
8199	8199 Stationary Plant and Machine Operators Not Elsewhere Cl	0	
8200	8200 Assemblers	0	
8201	8201 Mechanical Machinery Assemblers	0	
8202	8202 Electrical and Electronic Equipment Assemblers	0	
8209	8209 Other Assemblers	0	
8300	8300 Drivers and Mobile Plant Operators	0	
8310	8310 Locomotive Engine Drivers and Related Workers	0	
8311	8311 Locomotive Engine Drivers	0	
8312	8312 Railway Brake, Signal and Switch Operators	0	
8320	8320 Motorcycle, Car and Van Drivers	0	
8321	8321 Motorcycle Drivers	0	
8322	8322 Car and Van Drivers	0	
8330	8330 Bus and Heavy Truck Drivers	0	
8331	8331 Bus Drivers	0	
8332	8332 Heavy Truck and Lorry Drivers	0	
8340	8340 Mobile Plant Operators	0	
8341	8341 Mobile Farm and Forestry Plant Operators	0	
8342	8342 Earthmoving and Related Plant Operators	0	
8343	8343 Crane, Hoist and Related Plant Operators	0	
8349	8349 Other Mobile Plant Operators	0	
8350	8350 Ships' deck Crews and Related Workers	0	
9000	9000 Elementary Labourers	0	
9100	9100 Cleaners and Helpers	0	
9110	9110 Cleaners and Helpers in Domestic and Related Establishm	0	

m3s115e30: 115e-3.(September 2014-now)Job 5:What was the title and content of this job?

Value	Label	Cases	Percentage
9111	9111 Domestic Cleaners and Helpers	0	
9112	9112 Cleaners and Helpers in Offices, Hotels and Related Est	0	
9190	9190 Other Hand Cleaning Workers	0	
9191	9191 Vehicle Cleaners	0	
9192	9192 Window Cleaners	0	
9199	9199 Hand Cleaning Workers Not Elsewhere Classified	0	
9200	9200 Agricultural, Forestry and Fishery Labourers	0	
9201	9201 Agricultural Labourers	0	
9202	9202 Forestry Labourers	0	
9203	9203 Fishery and Aquaculture Labourers	0	
9300	9300 Labourers In Mining, Construction, Manufacturing and Tr	0	
9310	9310 Mining and Construction Labourers	0	
9311	9311 Mining and Quarrying Labourers	0	
9312	9312 Civil Engineering and Building Construction Labourers	0	
9320	9320 Manufacturing Labourers	1	0.0%
9330	9330 Transport and Storage Labourers	0	
9400	9400 Street Service Workers and No-Food Vendors	0	
9401	9401 Street and Related Service Workers	0	
9402	9402 Street Vendors(Excluding Food)	0	
9500	9500 Refuse Workers, Sweepers and Related Workders	0	
9501	9501 Garbage and Recycling Collectors and Refuse Sorters	0	
9502	9502 Sweepers and Related Labourers	0	
9900	9900 Other Elementary Labourers	0	
9901	9901 Food Preparation Helpers	0	
9902	9902 Meter Readers and Vending-Machine Collectors	0	
9909	9909 Elementary Labourers not Elsewhere Classified	0	
9997	9997 Don't know	0	
9998	9998 Refuse to answer	11	0.4%
9999	9999 missing	8	0.3%

Warning: these figures indicate the number of cases found in the data file. They cannot be interpreted as summary statistics of the population of interest.

m3s115e40: 115e-4.(September 2014-now)Job 5:Which of the following job titles corresponds with this job?

Information	[Type= discrete] [Format=numeric] [Range= 0-99] [Missing=*]		
Statistics [NW/ W]	[Valid=2551 /-] [Invalid=0 /-]		
Value	Label	Cases	Percentage
0	(0)Skip	2527	99.1%
1	(01)Government departments	0	
2	(02)Public school	0	
3	(03)Private school	0	
4	(04)Public enterprises	0	
5	(05)private enterprises or instituttions (including civil as	5	0.2%
6	(06)Non-profit(or non-governmental) organizations	0	
7	(07)work for myself, hire people	0	
8	(08)work for myself, don't hire	0	
9	(09) Help family business, with salary	0	

m3s115e40: 115e-4.(September 2014-now)Job 5:Which of the following job titles corresponds with this job?

Value	Label	Cases	Percentage
10	(10) Help family business, without salary	0	
11	(11) Compulsory service, alternative service, and research a	0	
97	(97)Don't know	0	
98	(98)Refuse to answer	11	0.4%
99	(99)missing	8	0.3%

Warning: these figures indicate the number of cases found in the data file. They cannot be interpreted as summary statistics of the population of interest.

m3s115e50: 115e-5.(September 2014-now)Job 5:What was the job identity of this job?

Information	[Type= discrete] [Format=numeric] [Range= 0-99] [Missing=*]
Statistics [NW/ W]	[Valid=2551 /-] [Invalid=0 /-]

Value	Label	Cases	Percentage
0	(0)Skip	2527	99.1%
1	(01)Formal staff	1	0.0%
2	(02)Regular contract stuff	2	0.1%
3	(03)Temporary employment	1	0.0%
4	(04)Dispatch labor	1	0.0%
5	(05)Household OEM (original equipment manufacturer)	0	
6	(06)Outsourced (or contracted) personnel (outsourcers or can	0	
7	(07)Other	0	
97	(97)Don't know	0	
98	(98)Refuse to answer	11	0.4%
99	(99)missing	8	0.3%

Warning: these figures indicate the number of cases found in the data file. They cannot be interpreted as summary statistics of the population of interest.

m3s115e60: 115e-6.(September 2014-now)Job 5:How many people work in this company/organization?

Information	[Type= discrete] [Format=numeric] [Range= 0-99] [Missing=*]
Statistics [NW/ W]	[Valid=2551 /-] [Invalid=0 /-]

Value	Label	Cases	Percentage
0	(0)Skip	2527	99.1%
1	(01)1(did not hire people)	0	
2	(02)2~4	0	
3	(03)5~9	1	0.0%
4	(04)10~29	0	
5	(05)30~99	1	0.0%
6	(06)100~299	2	0.1%
7	(07)300~499	0	
8	(08)500~999	0	
9	(09)1000 or more	1	0.0%
97	(97)Don't know	0	
98	(98)Refuse to answer	11	0.4%
99	(99)missing	8	0.3%

Warning: these figures indicate the number of cases found in the data file. They cannot be interpreted as summary statistics of the population of interest.

m3s115e70: 115e-7.(September 2014-now)Job 5:Did you manage people in your position? How many people did you manage?

Information	[Type= discrete] [Format=numeric] [Range= 0-99] [Missing=*]
--------------------	---

m3s115e70: 115e-7.(September 2014-now)Job 5:Did you manage people in your position? How many people did you manage?

Statistics [NW/ W] [Valid=2551 /-] [Invalid=0 /-]

Value	Label	Cases	Percentage
0	(0)Skip	2527	99.1%
1	(01)did not manage people	5	0.2%
2	(02)1~4	0	
3	(03)5~9	0	
4	(04)10~29	0	
5	(05)30~99	0	
6	(06)100~299	0	
7	(07)300~499	0	
8	(08)500~999	0	
9	(09)1000 or more	0	
97	(97)Don't know	0	
98	(98)Refuse to answer	11	0.4%
99	(99)missing	8	0.3%

Warning: these figures indicate the number of cases found in the data file. They cannot be interpreted as summary statistics of the population of interest.

m3s115e80: 115e-8.(September 2014-now)Job 5:(Including overtime work) How many hours a week on average did you work?

Information [Type= discrete] [Format=numeric] [Range= 0-999] [Missing=*]

Statistics [NW/ W] [Valid=2551 /-] [Invalid=0 /-]

Value	Label	Cases	Percentage
0	(0)Skip	2527	99.1%
38		1	0.0%
40		2	0.1%
50		1	0.0%
60		1	0.0%
997	(997)Don't know	0	
998	(998)Refuse to answer	11	0.4%
999	(999)missing	8	0.3%

Warning: these figures indicate the number of cases found in the data file. They cannot be interpreted as summary statistics of the population of interest.

m3s115e90: 115e-9.(September 2014-now)Job 5:What is the average monthly salary of this job?

Information [Type= continuous] [Format=numeric] [Range= 0-9999999] [Missing=*]

Statistics [NW/ W] [Valid=2551 /-] [Invalid=0 /-]

Value	Label	Cases	Percentage
0	(0)Skip	2527	99.3%
9999997	(9999997)Don't know	0	
9999998	(9999998)Refuse to answer	11	0.4%
9999999	(9999999)missing	8	0.3%

Warning: these figures indicate the number of cases found in the data file. They cannot be interpreted as summary statistics of the population of interest.

m3s115f11: 115f-1.(September 2014-now)Job 6:When did you start this job?year

Information [Type= discrete] [Format=numeric] [Range= 0-999] [Missing=*]

Statistics [NW/ W] [Valid=2551 /-] [Invalid=0 /-]

# m3s115f11: 115f-1.(September 2014-now)Job 6:When did you start this job?year			
Value	Label	Cases	Percentage
0	(0)Skip	2529	99.1%
105		2	0.1%
106		1	0.0%
997	(997)Don't know	0	
998	(998)Refuse to answer	11	0.4%
999	(999)missing	8	0.3%
<i>Warning: these figures indicate the number of cases found in the data file. They cannot be interpreted as summary statistics of the population of interest.</i>			
# m3s115f12: 115f-1.(September 2014-now)Job 6:When did you start this job?month			
Information	[Type= discrete] [Format=numeric] [Range= 0-99] [Missing=*]		
Statistics [NW/ W]	[Valid=2551 /-] [Invalid=0 /-]		
Value	Label	Cases	Percentage
0		2529	99.1%
1		1	0.0%
6		1	0.0%
8		1	0.0%
98		11	0.4%
99		8	0.3%
<i>Warning: these figures indicate the number of cases found in the data file. They cannot be interpreted as summary statistics of the population of interest.</i>			
# m3s115f13: 115f-1.(September 2014-now)Job 6:When did you end this job?year			
Information	[Type= discrete] [Format=numeric] [Range= 0-999] [Missing=*]		
Statistics [NW/ W]	[Valid=2551 /-] [Invalid=0 /-]		
Value	Label	Cases	Percentage
0	(0)Skip	2529	99.1%
106		3	0.1%
997	(997)Don't know	0	
998	(998)Refuse to answer	11	0.4%
999	(999)missing	8	0.3%
<i>Warning: these figures indicate the number of cases found in the data file. They cannot be interpreted as summary statistics of the population of interest.</i>			
# m3s115f14: 115f-1.(September 2014-now)Job 6:When did you end this job?month			
Information	[Type= discrete] [Format=numeric] [Range= 0-99] [Missing=*]		
Statistics [NW/ W]	[Valid=2551 /-] [Invalid=0 /-]		
Value	Label	Cases	Percentage
0		2529	99.1%
4		2	0.1%
10		1	0.0%
98		11	0.4%
99		8	0.3%
<i>Warning: these figures indicate the number of cases found in the data file. They cannot be interpreted as summary statistics of the population of interest.</i>			
# m3s115f20: 115f-2.(September 2014-now)Job 6:What is the name of the company/ organization of this job and what are the main businesses or services?			
Information	[Type= discrete] [Format=numeric] [Range= 0-999] [Missing=*]		
Statistics [NW/ W]	[Valid=2551 /-] [Invalid=0 /-]		

m3s115f20: 115f-2.(September 2014-now)Job 6:What is the name of the company/ organization of this job and what are the main businesses or services?

Value	Label	Cases	Percentage
0	0 Skip	2529	99.1%
11	011 Growing of Crops	0	
12	012 Animal Husbandry	0	
13	013 Support Activities to Agricultural and Animal Husbandry	0	
20	020 Forestry	0	
31	031 Fishing	0	
32	032 Aquaculture	0	
50	050 Extraction of Crude Petroleum and Natural Gas	0	
60	060 Quarrying of Stone, Sand, Clay and Other Mining	0	
81	081 Processing and Preserving of Meat	0	
82	082 Processing and Preserving of Fish, Crustaceans and Mollu	0	
83	083 Processing and Preserving of Fruit and Vegetables	0	
84	084 Manufacture of Edible Vegetable and Animal Oils and Fats	0	
85	085 Manufacture of Dairy Products	0	
86	086 Grain Husking, Manufacture of Grain Mill Products, Starc	0	
87	087 Manufacture of Prepared Animal Feeds	0	
89	089 Manufacture of Other Food Products	0	
91	091 Manufacture of Alcoholic Beverages	0	
92	092 Manufacture of Non-alcoholic Beverages	0	
100	100 Manufacture of Tobacco Products	0	
111	111 Spinning of Yarn	0	
112	112 Weaving of Textiles	0	
113	113 Manufacture of Non-woven Fabrics	0	
114	114 Finishing of Textiles	0	
115	115 Manufacture of Textile Products	0	
121	121 Manufacture of Wearing Apparel	0	
123	123 Manufacture of Clothing Accessories	0	
130	130 Manufacture of Leather, Fur and Related Products	0	
140	140 Manufacture of Wood and of Products of Wood and Bamboo	0	
151	151 Manufacture of Pulp, Paper and Paperboard	0	
152	152 Manufacture of Containers of Paper and Paperboard	0	
159	159 Manufacture of Other Paper Products	0	
160	160 Printing and Reproduction of Recorded Media	0	
170	170 Manufacture of Petroleum and Coal Products	0	
181	181 Manufacture of Chemical Material	0	
183	183 Manufacture of Fertilizers and Nitrogen Compounds	0	
184	184 Manufacture of Plastic and Synthetic Rubber Materials	0	
185	185 Manufacture of Man-made Fibers	0	
191	191 Manufacture of Pesticides and Environmental Agents	0	
192	192 Manufacture of Coatings, Dyes and Pigments	0	
193	193 Manufacture of Cleaning Preparations and Cosmetics	0	
199	199 Manufacture of Other Chemical Products Not Elsewhere Cla	0	
200	200 Manufacture of Pharmaceuticals and Medicinal Chemical Pr	0	
210	210 Manufacture of Rubber Products	0	

m3s115f20: 115f-2.(September 2014-now)Job 6:What is the name of the company/ organization of this job and what are the main businesses or services?

Value	Label	Cases	Percentage
220	220 Manufacture of Plastics Products	0	
231	231 Manufacture of Glass and Glass Products	0	
232	232 Manufacture of Refractory Products, Clay Building Materi	0	
233	233 Manufacture of Cement and Cement Products	0	
234	234 Cutting, Shaping and Finishing of Stone	0	
239	239 Manufacture of Other Non-metallic Mineral Products	0	
241	241 Manufacture of Basic Iron and Steel	0	
242	242 Manufacture of Aluminum	0	
243	243 Manufacture of Copper	0	
249	249 Manufacture of Other Basic Metals	0	
251	251 Manufacture of Cutlery, Metal Hand Tools and Die	0	
252	252 Manufacture of Metal Structure and Architectural Compone	0	
253	253 Manufacture of Metal Containers	0	
254	254 Metalworking Activities	0	
259	259 Manufacture of Other Fabricated Metal Products	0	
261	261 Manufacture of Semi-conductors	0	
262	262 Manufacture of Electronic Passive Devices	0	
263	263 Manufacture of Bare Printed Circuit Boards	0	
264	264 Manufacture of Optoelectronic Materials and Components	0	
269	269 Manufacture of Other Electronic Parts and Components	0	
271	271 Manufacture of Computers and Peripheral Equipment	0	
272	272 Manufacture of Communication Equipment	0	
273	273 Manufacture of Audio and Video Equipment	0	
274	274 Manufacture of Magnetic and Optical Media	0	
275	275 Manufacture of Measuring, Navigating, Control Equipment,	0	
276	276 Manufacture of Irradiation and Electromedical Equipment	0	
277	277 Manufacture of Optical Instruments and Equipment	0	
281	281 Manufacture of Power Generation, Transmission and Distri	0	
282	282 Manufacture of Batteries and Accumulators	0	
283	283 Manufacture of Wiring and Wiring Devices	0	
284	284 Manufacture of Lighting Equipment	0	
285	285 Manufacture of Domestic Appliances	0	
289	289 Manufacture of Other Electrical Equipment	0	
291	291 Manufacture of Metal-working Machinery	0	
292	292 Manufacture of Other Special-purpose Machinery	0	
293	293 Manufacture of General-purpose Machinery	0	
301	301 Manufacture of Motor Vehicles	0	
302	302 Manufacture of Bodies (Coachwork) for Motor Vehicles	0	
303	303 Manufacture of Parts for Motor Vehicles	0	
311	311 Manufacture of Ships, Boats and Floating Structures	0	
312	312 Manufacture of Motorcycles and Parts	0	
313	313 Manufacture of Bicycles and Parts	0	
319	319 Manufacture of Other Transport Equipment and Parts Not E	0	
321	321 Manufacture of Non-metallic Furniture	0	

m3s115f20: 115f-2.(September 2014-now)Job 6:What is the name of the company/ organization of this job and what are the main businesses or services?

Value	Label	Cases	Percentage
322	322 Manufacture of Metallic Furniture	0	
331	331 Manufacture of Sports and Recreational Goods	0	
332	332 Manufacture of Medical Instruments and Supplies	0	
339	339 Manufacturing Not Elsewhere Classified	0	
340	340 Repair and Installation of Industrial Machinery and Equi	0	
351	351 Electricity Supply	0	
352	352 Gas Supply	0	
353	353 Steam Supply	0	
360	360 Water Supply	0	
370	370 Wastewater and Sewage Treatment	0	
381	381 Waste Collection	0	
382	382 Waste Treatment and Disposal	0	
383	383 Materials Recovery	0	
390	390 Remediation Activities and Other Waste Management Servic	0	
410	410 Construction of Buildings	0	
421	421 Construction of Roads and Railways	0	
422	422 Construction of Utility Projects	0	
429	429 Construction of Other Civil Engineering Projects	0	
431	431 Site Preparation, Foundation and Structure Construction	0	
432	432 Landscape Construction	0	
433	433 Electrical, Plumbing and Other Construction Installation	0	
434	434 Building Completion and Finishing	0	
439	439 Other Specialized Construction Activities	0	
451	451 Wholesale on a Fee or Contract Basis	0	
452	452 Wholesale of General Merchandise	0	
453	453 Wholesale of Agricultural Raw Materials and Live Animals	0	
454	454 Wholesale of Food, Beverages and Tobacco	0	
455	455 Wholesale of Textiles and Clothing	0	
456	456 Wholesale of Household Appliances and Goods	0	
457	457 Wholesale of Pharmaceutical and Medical Goods and Cosmet	0	
458	458 Wholesale of Cultural and Recreation Goods	0	
461	461 Wholesale of Construction Materials	0	
462	462 Wholesale of Chemical Materials and Chemical Products	0	
463	463 Wholesale of Fuel and Related Products	0	
464	464 Wholesale of Machinery and Equipment	0	
465	465 Wholesale of Motor Vehicles and Motorcycles and Related	0	
469	469 Other Specialized Wholesale	0	
471	471 Retail Sale in Non-specialized Stores	0	
472	472 Retail Sale of Food, Beverages and Tobacco in Specialize	0	
473	473 Retail Sale of Textiles and Clothing in Specialized Stor	0	
474	474 Retail Sale of Household Appliances and Goods in Special	0	
475	475 Retail Sale of Pharmaceutical and Medical Goods and Cosm	0	
476	476 Retail Sale of Cultural and Recreation Goods in Speciali	0	
481	481 Retail Sale of Construction Materials in Specialized Sto	0	

m3s115f20: 115f-2.(September 2014-now)Job 6:What is the name of the company/ organization of this job and what are the main businesses or services?

Value	Label	Cases	Percentage
482	482 Retail Sale of Fuel and Related Products in Specialized	0	
483	483 Retail Sale of Information and Communications Equipment	0	
484	484 Retail Sale of Motor Vehicles, Motorcycles and Related P	0	
485	485 Other Retail Sale in Specialized Stores	0	
486	486 Retail Sale via Stalls	0	
487	487 Retail Trade Not in Stores or Stalls	0	
491	491 Transport via Railways	0	
492	492 Public Rapid Transit	0	
493	493 Bus Transportation	0	
494	494 Freight Truck Transport	0	
499	499 Other Land Transportation	0	
501	501 Ocean Transportation	0	
502	502 Inland and Lake Transportation	0	
510	510 Air Transport	0	
521	521 Customs Clearance Services	0	
522	522 Shipping Agency Services	0	
523	523 Freight Transportation Forwarding Services	0	
524	524 Service Activities Incidental to Land Transportation	0	
525	525 Service Activities Incidental to Water Transportation	0	
526	526 Service Activities Incidental to Air Transportation	0	
529	529 Other Transportation Support Activities	0	
530	530 Warehousing and Storage	0	
541	541 Postal Activities	0	
542	542 Courier Activities	0	
551	551 Short Term Accommodation Activities	0	
559	559 Other Accommodation	0	
561	561 Food Service Activities	1	0.0%
562	562 Event Catering and Other Food Service Activities	0	
563	563 Beverage Serving Activities	0	
581	581 Publishing of Books, Periodicals and Other Publishing Ac	0	
582	582 Software Publishing	0	
591	591 Motion Picture, Video and Television Programme Activitie	0	
592	592 Sound Recording and Music Publishing Activities	0	
601	601 Radio Broadcasting	0	
602	602 Television Broadcasting and Subscription Programming	0	
610	610 Telecommunications	0	
620	620 Computer Programming, Consultancy and Related Activities	0	
631	631 Data Processing, Hosting and Related Activities, Web Por	0	
639	639 Other Information Service Activities	0	
641	641 Monetary Intermediation	0	
642	642 Activities of Holding Companies	0	
643	643 Trusts, Funds and Similar Financial Entities	0	
649	649 Other Financial Service Activities	0	
651	651 Insurance of the Person	0	

m3s115f20: 115f-2.(September 2014-now)Job 6:What is the name of the company/ organization of this job and what are the main businesses or services?

Value	Label	Cases	Percentage
652	652 Non-life Insurance	0	
653	653 Reinsurance	0	
654	654 Pension Funding	0	
655	655 Activities Auxiliary to Insurance	0	
661	661 Securities	0	
662	662 Commodity Contracts	0	
664	664 Fund Management Activities	1	0.0%
669	669 Other Activities Auxiliary to Financial Service Activiti	0	
670	670 Real Estate Development Activities	0	
681	681 Real Estate Operation Activities	0	
689	689 Other Real Estate Activities	0	
691	691 Legal Activities	0	
692	692 Accounting, Bookkeeping and Auditing Activities; Tax Con	0	
701	701 Activities of Head Offices	0	
702	702 Management Consultancy Activities	0	
711	711 Architecture and Engineering Activities and Related Tech	0	
712	712 Technical Testing and Analysis	0	
721	721 Research and Experimental Development on Natural Science	0	
722	722 Research and Experimental Development on Social Sciences	0	
723	723 Miscellaneous Scientific Research and Development	0	
731	731 Advertising	0	
732	732 Market Research and Public Opinion Polling	0	
740	740 Specialized Design Activities	0	
750	750 Veterinary Activities	0	
760	760 Other Professional, Scientific and Technical Activities	0	
771	771 Renting and Leasing of Machinery and Equipment	0	
772	772 Renting and Leasing of Transport Equipment	0	
773	773 Renting and Leasing of Personal and Household Goods	0	
774	774 Leasing of Intellectual Property and Similar Products, E	0	
781	781 Activities of Employment Placement Agencies	0	
782	782 Human Resources Provision Activities	0	
790	790 Travel agency, Tour Operator, Reservation Service and Re	0	
800	800 Security and Investigation Activities	0	
811	811 Combined Facilities Support Activities	0	
812	812 Cleaning Activities	0	
813	813 Landscape Care and Maintenance Service Activities	0	
820	820 Office Administrative and Support Activities	0	
831	831 Public Administration	0	
832	832 Defence Activities	0	
833	833 Compulsory Social Security Activities	0	
840	840 Activities of Extraterritorial Organizations and Bodies	0	
851	851 Pre-primary Education	0	
852	852 Primary Education	0	
853	853 Junior High Education	0	

m3s115f20: 115f-2.(September 2014-now)Job 6:What is the name of the company/ organization of this job and what are the main businesses or services?

Value	Label	Cases	Percentage
854	854 Senior Secondary Education	0	
855	855 Higher Education	0	
856	856 Special Education	0	
858	858 Educational Support Activities	0	
859	859 Other Education	1	0.0%
861	861 Hospital Activities	0	
862	862 Clinic Activities	0	
869	869 Other Human Health Activities	0	
870	870 Residential Care Activities	0	
880	880 Social Work Activities without Accommodation	0	
901	901 Artistic Creation	0	
902	902 Performing Arts	0	
903	903 Support Activities to Creative and Performing Arts	0	
910	910 Libraries, Archives, Museums and Other Cultural Activiti	0	
920	920 Gambling and Betting Activities	0	
931	931 Sports Activities	0	
932	932 Amusement and Recreation Activities	0	
941	941 Activities of Religious Organizations	0	
942	942 Activities of Business, Employers, Professional Membersh	0	
949	949 Activities of Other Membership Organizations	0	
951	951 Maintenance and Repair of Motor Vehicles and Motor Vehic	0	
952	952 Repair of Computers, Communication Equipment and Electro	0	
959	959 Maintenance and Repair of Other Personal and Household G	0	
961	961 Washing and (Dry-) Cleaning of Textile and Fur Products	0	
962	962 Beauty Treatment	0	
963	963 Funeral and Related Activities	0	
964	964 Activities of Households as Employers of Domestic Person	0	
969	969 Other Personal Service Activities Not Elsewhere Classifi	0	
994	994 irregular	0	
995	995 Overseas	0	
997	997 Don't know	0	
998	998 Refuse to answer	11	0.4%
999	999 missing	8	0.3%

Warning: these figures indicate the number of cases found in the data file. They cannot be interpreted as summary statistics of the population of interest.

m3s115f30: 115f-3.(September 2014-now)Job 6:What was the title and content of this job?

Information	[Type= discrete] [Format=numeric] [Range= 0-9999] [Missing=*]		
Statistics [NW/ W]	[Valid=2551 /-] [Invalid=0 /-]		
Value	Label	Cases	Percentage
0	0 Skip	2529	99.1%
100	0100 Armed Forces Occupations	0	
1000	1000 Legislators, Senior Officials and Managers	0	
1100	1100 Legislators, Senior Officials and Chief Executives	0	
1110	1110 Legislators and Senior Officials	0	

m3s115f30: 115f-3.(September 2014-now)Job 6:What was the title and content of this job?

Value	Label	Cases	Percentage
1111	1111 Legislators	0	
1112	1112 Senior Government Officials	0	
1113	1113 Senior Officials of Special-Interest Organizations	0	
1120	1120 Managing Directors and Chief Executives	0	
1200	1200 Administrative and Commercial Managers	0	
1210	1210 Business Services and Administration Managers	0	
1211	1211 Finance Managers	0	
1212	1212 Human Resource Managers	0	
1219	1219 Other Business Services and Administration Managers	0	
1220	1220 Sales, Marketing and Development Managers	0	
1221	1221 Sales and Marketing Managers	0	
1222	1222 Advertising and Public Relations Managers	0	
1223	1223 Research and Development Managers	0	
1300	1300 Production and Specialized Services Managers	0	
1310	1310 Production Managers in Agriculture, Forestry and Fisher	0	
1320	1320 Mining, Manufacturing, Construction, and Distribution M	0	
1321	1321 Mining Managers	0	
1322	1322 Manufacturing Managers	0	
1323	1323 Construction Managers	0	
1324	1324 Supply, Distribution and Storage Managers	0	
1330	1330 Information and Communications Technology Service Manag	0	
1340	1340 Professional Services Managers	0	
1341	1341 Health Service Managers	0	
1342	1342 Aged Care Service Managers	0	
1343	1343 Social Welfare Managers	0	
1344	1344 Education Managers	0	
1345	1345 Financial and Insurance Services Branch Managers	0	
1349	1349 Other Professional Services Managers	0	
1400	1400 Hospitality, Retail and Other Establishments Services M	0	
1410	1410 Hotel and Restaurant Managers	0	
1411	1411 Hotel Managers	0	
1412	1412 Restaurant Managers	0	
1420	1420 Wholesale and Retail Trade Managers	0	
1490	1490 Other Establishment Services Managers	0	
1491	1491 Sports, Recreation and Cultural Center Managers	0	
1499	1499 Establishment Services Managers Not Elsewhere Classifie	0	
2000	2000 Professionals	0	
2100	2100 Science and Engineering Professionals	0	
2110	2110 Physical, Chemical and Earth Science Professionals	0	
2111	2111 Physicists and Astronomers	0	
2112	2112 Meteorologists	0	
2113	2113 Chemists	0	
2114	2114 Geologists and Geophysicists	0	
2120	2120 Mathematicians, Actuaries and Statisticians	0	
2130	2130 Life Science Professionals	0	

m3s115f30: 115f-3.(September 2014-now)Job 6:What was the title and content of this job?

Value	Label	Cases	Percentage
2131	2131 Biologists, Botanists, Zoologists and Related Professio	0	
2132	2132 Agriculture, Forestry and Fishery Professionals	0	
2133	2133 Environmental Protection Professionals	0	
2140	2140 Engineering Professionals (Excluding Electrotechnology)	0	
2141	2141 Industrial and Production Engineers	0	
2142	2142 Civil Engineers	0	
2143	2143 Environmental Engineers	0	
2144	2144 Mechanical Engineers	0	
2145	2145 Chemical Engineers	0	
2146	2146 Mining Engineers, Metallurgists and Related Professiona	0	
2149	2149 Other Engineering Professionals	0	
2150	2150 Electrotechnology Engineers	0	
2151	2151 Electrical Engineers	0	
2152	2152 Electronics Engineers	0	
2153	2153 Telecommunications Engineers	0	
2160	2160 Architects, Planners and Surveyors	0	
2161	2161 Building Architects	0	
2162	2162 Town and Traffic Planners	0	
2163	2163 Surveyors and Cartographers	0	
2170	2170 Designers	0	
2171	2171 Interior Architects	0	
2172	2172 Graphic and Multimedia Designers	0	
2173	2173 Product and Garment Designers	0	
2200	2200 Health Professionals	0	
2210	2210 Medical Doctors	0	
2220	2220 Nursing and Midwifery Professionals	0	
2230	2230 Dentists	0	
2240	2240 Doctors of Chinese Medicine	0	
2250	2250 Veterinarians	0	
2260	2260 Pharmacists	0	
2290	2290 Other Health Professionals	0	
2291	2291 Environmental and Occupational Health and Hygiene Profe	0	
2292	2292 Physiotherapists	0	
2293	2293 Dieticians and Nutritionists	0	
2294	2294 Audiologists and Speech Therapists	0	
2295	2295 Occupational Therapists	0	
2299	2299 Health Professionals Not Elsewhere Classified	0	
2300	2300 Teaching Professionals	0	
2310	2310 Higher Education Teachers	0	
2320	2320 Secondary Education Teachers	0	
2330	2330 Primary School and Early Childhood Teachers	0	
2331	2331 Primary School Teachers	0	
2332	2332 Early Childhood Educators	0	
2340	2340 Special Education Teachers	0	
2390	2390 Other Teaching Professionals	0	

m3s115f30: 115f-3.(September 2014-now)Job 6:What was the title and content of this job?

Value	Label	Cases	Percentage
2391	2391 Language Teachers(Excluding School Teachers)	0	
2392	2392 Music Teachers(Excluding School Teachers)	0	
2393	2393 Arts Teachers(Excluding School Teachers)	0	
2394	2394 Information Technology Trainers	0	
2395	2395 Cram School Teachers for Schoolwork and Employment Elig	0	
2399	2399 Teaching Professionals Not Elsewhere Classified	0	
2400	2400 Business and Administration Professionals	0	
2410	2410 Finance Professionals	0	
2411	2411 Accounting Professionals	0	
2412	2412 Financial and Investment Advisers	1	0.0%
2420	2420 Administration Professionals	0	
2421	2421 Organization and Policy Administration Professionals	0	
2422	2422 Personnel, Training and Staff Development Professionals	0	
2430	2430 Marketing, Public Relations and Technical Sales Profess	0	
2431	2431 Advertising and Marketing Professionals	0	
2432	2432 Public Relations Professionals	0	
2433	2433 Information and Communications Technology Sales Profess	0	
2434	2434 Medical and Other Technical Sales Professionals	0	
2500	2500 Information and Communications Technology Professionals	0	
2510	2510 Software and Applications Developers and Analysts	0	
2511	2511 Systems Analysts and Designers	0	
2512	2512 Software Developers and Programmers	0	
2513	2513 Web and Multimedia Developers	0	
2519	2519 Other Software and Applications Developers and Analysts	0	
2520	2520 Database and Network Professionals	0	
2521	2521 Database Designers and Administrators	0	
2522	2522 Systems Administrators	0	
2523	2523 Computer Network Professionals	0	
2529	2529 Other Database and Network Professionals	0	
2600	2600 Legal, Social and Cultural Professionals	0	
2610	2610 Legal Professionals	0	
2611	2611 Lawyers and Public Advocates	0	
2612	2612 Judges	0	
2613	2613 Public Prosecutors	0	
2619	2619 Other Legal Professionals	0	
2620	2620 Archivists, Curators and Librarians	0	
2621	2621 Archivists and Curators	0	
2622	2622 Librarians and Related Information Professionals	0	
2630	2630 Social and Religious Professionals	0	
2631	2631 Economists	0	
2632	2632 Sociologists, Anthropologists and Related Professionals	0	
2633	2633 Philosophers, Historians and Political Scientists	0	
2634	2634 Psychologists	0	
2635	2635 Social Work Professionals	0	
2636	2636 Religious Professionals	0	

m3s115f30: 115f-3.(September 2014-now)Job 6:What was the title and content of this job?

Value	Label	Cases	Percentage
2640	2640 Authors, Journalists and Linguists	0	
2641	2641 Authors and Related Writers	0	
2642	2642 Journalists	0	
2643	2643 Linguists, Translators and Interpreters	0	
2650	2650 Creative and Performing Artists	0	
2651	2651 Visual Artists	0	
2652	2652 Musicians, Singers and Composers	0	
2653	2653 Dancers and Choreographers	0	
2654	2654 Film, Stage and Related Directors and Producers	0	
2655	2655 Actors	0	
2656	2656 Announcers On Radio, Television and Other Media	0	
2659	2659 Other Creative and Performing Artists	0	
3000	3000 Technicians and Associate Professionals	0	
3100	3100 Science and Engineering Associate Professionals	0	
3110	3110 Physical, Chemical and Engineering Science Technicians	0	
3111	3111 Physical and Chemical Science Technicians	0	
3112	3112 Civil Engineering Technicians	0	
3113	3113 Electrical Engineering Technicians	0	
3114	3114 Electronics Engineering Technicians	0	
3115	3115 Mechanical Engineering Technicians	0	
3116	3116 Chemical Engineering Technicians	0	
3117	3117 Industrial and Production Technicians	0	
3118	3118 Draughtspersons	0	
3119	3119 Other Engineering Science Technicians	0	
3120	3120 Mining, Manufacturing and Construction Supervisors	0	
3121	3121 Mining Supervisors	0	
3122	3122 Manufacturing Supervisors	0	
3123	3123 Construction Supervisors	0	
3130	3130 Process Control Technicians	0	
3131	3131 Power Production Plant Operators	0	
3132	3132 Incinerator ,Water Treatment and Related Plant Operator	0	
3133	3133 Chemical Processing Plant Controllers	0	
3134	3134 Petroleum and Natural Gas Refining Plant Operators	0	
3135	3135 Metal Production Process Controllers	0	
3139	3139 Other Process Control Technicians	0	
3140	3140 Life Science Technicians and Related Associate Professi	0	
3141	3141 Life Science Technicians	0	
3142	3142 Agricultural, Forestry and Fishery Technicians and Popu	0	
3150	3150 Ship and Aircraft Controllers and Related Technicians	0	
3151	3151 Ships' Engineers	0	
3152	3152 Ships' Deck Officers and Pilots	0	
3153	3153 Aircraft Pilots and Related Associate Professionals	0	
3154	3154 Air Traffic Controllers	0	
3155	3155 Air Traffic Safety Electronics Technicians	0	
3200	3200 Health Associate Professionals	0	

m3s115f30: 115f-3.(September 2014-now)Job 6:What was the title and content of this job?

Value	Label	Cases	Percentage
3210	3210 Medical and Pharmaceutical Technicians	0	
3211	3211 Medical Imaging and Therapeutic Equipment Technicians	0	
3212	3212 Medical and Pathology Laboratory Technicians	0	
3213	3213 Pharmaceutical Technicians and Assistants	0	
3214	3214 Medical and Dental Prosthetic Technicians	0	
3220	3220 Nursing Associate Professionals	0	
3230	3230 Traditional Medicine Technicians	0	
3240	3240 Veterinary Associate Professionals	0	
3290	3290 Other Health Associate Professionals	0	
3291	3291 Dental Assistants and Therapists	0	
3292	3292 Medical Records and Health Information Technicians	0	
3293	3293 Dispensing Opticians	0	
3294	3294 Physiotherapy Technicians and Assistants	0	
3295	3295 Environmental and Occupational Health Technicians	0	
3296	3296 Ambulance Workers	0	
3299	3299 Health Associate Professionals Not Elsewhere Classified	0	
3300	3300 Business and Administration Associate Professionals	0	
3310	3310 Financial and Mathematical Associate Professionals	0	
3311	3311 Securities and Finance Dealers and Brokers	0	
3312	3312 Credit and Loans Officers	0	
3313	3313 Accounting Associate Professionals	0	
3314	3314 Statistical, Mathematical and Actuarial Associate Profe	0	
3315	3315 Valuers and Loss Assessors	0	
3320	3320 Sales and Purchasing Agents and Brokers	0	
3321	3321 Insurance Representatives	0	
3322	3322 Commercial Sales Representatives	0	
3323	3323 Buyers	0	
3324	3324 Trade Brokers	0	
3330	3330 Business Services Agents	0	
3331	3331 Clearing and Forwarding Agents	0	
3332	3332 Conference and Event Planners	0	
3333	3333 Employment Agents and Contractors	0	
3334	3334 Real Estate Agents and Property Managers	0	
3339	3339 Other Business Services Agents	0	
3340	3340 Office Supervisors and Specialized Secretaries	0	
3341	3341 Office Supervisors	0	
3342	3342 Specialized Secretaries	0	
3350	3350 Regulatory Government Associate Professionals	0	
3351	3351 Customs and Border Inspectors	0	
3352	3352 Government Tax and Excise Officials	0	
3353	3353 Government Social Benefits Officials	0	
3354	3354 Government Licensing Officials	0	
3355	3355 Police Inspectors	0	
3359	3359 Other Government Regulatory Associate Professionals	0	
3400	3400 Legal, Social, Cultural and Related Associate Professio	0	

m3s115f30: 115f-3.(September 2014-now)Job 6:What was the title and content of this job?

Value	Label	Cases	Percentage
3410	3410 Legal, Social and Religious Associate Professionals	0	
3411	3411 Legal and Related Associate Professionals	0	
3412	3412 Social Work Associate Professionals	0	
3413	3413 Religious Associate Professionals	0	
3420	3420 Sports and Fitness Workers	0	
3421	3421 Athletes and Sports Players	0	
3422	3422 Sports, Fitness and Recreation Instructors	0	
3430	3430 Artistic, Cultural and Culinary Associate Professionals	0	
3431	3431 Photographers	0	
3432	3432 Gallery, Library and Museum Associate Professionals	0	
3433	3433 Chefs	0	
3439	3439 Other Artistic and Cultural Associate Professionals	0	
3500	3500 Information and Communications Technicians	0	
3510	3510 Information and Communications Technology Technicians	0	
3511	3511 Information and Communications Technology Operations Te	0	
3512	3512 Information and Communications Technology User Support	0	
3513	3513 Computer Network and Systems Technicians	0	
3514	3514 Web Technicians	0	
3520	3520 Telecommunications and Broadcasting Technicians	0	
3521	3521 Broadcasting and Audio-Visual Technicians	0	
3522	3522 Telecommunications Engineering Technicians	0	
4000	4000 Clerical Support Workers	0	
4100	4100 General And Keyboard Clerks	0	
4110	4110 General Office Clerks	0	
4120	4120 Clerical Secretaries	0	
4130	4130 Keyboard Operator and Related Clerks	0	
4200	4200 Customer Services Clerks	0	
4210	4210 Tellers, Debt-Collectors and Related Clerks	0	
4211	4211 Bank Tellers and Related Clerks	0	
4212	4212 Bookmakers, Croupiers and Related Gaming Workers	0	
4213	4213 Pawnbrokers and Money-Lenders	0	
4214	4214 Debt-Collectors and Related Workers	0	
4220	4220 Client Information Workers	0	
4221	4221 Travel Consultants and Clerks	0	
4222	4222 Receptionists and Information Counter Clerks	0	
4223	4223 Telephone Switchboard Operators	0	
4224	4224 Contact Center Information Clerks	0	
4225	4225 Survey And Market Research Interviewers	0	
4229	4229 Other Client Information Workers	0	
4300	4300 Accounting, Production, Transport and Related Clerks	0	
4310	4310 Accounting, Statistical and Related Clerks	0	
4311	4311 Accounting and Bookkeeping Clerks	0	
4312	4312 Statistical, Finance and Insurance Clerks	0	
4320	4320 Production, Transport and Related Clerks	0	
4321	4321 Stock Clerks	0	

m3s115f30: 115f-3.(September 2014-now)Job 6:What was the title and content of this job?

Value	Label	Cases	Percentage
4322	4322 Production Clerks	0	
4323	4323 Transport Clerks	0	
4900	4900 Other Clerical Support Workers	0	
4910	4910 Personnel Clerks	0	
4990	4990 Clerical Support Workers Not Elsewhere Classified	0	
4991	4991 Library Clerks	0	
4992	4992 Mail Sorting Clerks and Carriers	0	
4993	4993 Coding, Proof-Reading and Related Clerks	0	
4994	4994 Filing and Copying Clerks	0	
4995	4995 Education and Related Clerks	0	
4999	4999 Other Clerical Support Workers Not Elsewhere Classified	0	
5000	5000 Service and Sales Workers	0	
5100	5100 Personal Service Workers	0	
5110	5110 Travel Attendants and Related Workers	0	
5111	5111 Flight Attendants and Ship Stewards	0	
5112	5112 Transport Conductors	0	
5113	5113 Travel Guides	0	
5120	5120 Cooks	0	
5130	5130 Food Service Workers	0	
5131	5131 Bartenders	0	
5139	5139 Other Food Service Workers	1	0.0%
5140	5140 Hairdressers, Beauticians, Modeling Designers and Relat	0	
5150	5150 Building and Housekeeping Supervisors	0	
5151	5151 Building Caretakers	0	
5152	5152 Domestic Housekeepers	0	
5159	5159 Other Establishment Housekeepers	0	
5190	5190 Other Personal Service Workers	0	
5191	5191 Astrologers, Fortune-Tellers and Related Workers	0	
5192	5192 Undertakers and Related Workers	0	
5193	5193 Pet Groomers and Animal Care Workers	0	
5194	5194 Driving Instructors	0	
5199	5199 Personal Service Workers Not Elsewhere Classified	0	
5200	5200 Sales Workers and Demonstrators	0	
5210	5210 Street and Market Salespersons	0	
5211	5211 Stall and Market Salespersons	0	
5212	5212 Street Food Salespersons	0	
5220	5220 Shop Salespersons	0	
5230	5230 Cashiers and Ticket Clerks	0	
5290	5290 Other Sales Workers and Demonstrators	0	
5291	5291 Fashion and Other Models	0	
5292	5292 Sales Demonstrators	0	
5293	5293 Door to Door Salespersons	0	
5294	5294 Contact Center Salespersons	1	0.0%
5295	5295 Service Station Attendants	0	
5296	5296 Food Service Counter Attendants	0	

m3s115f30: 115f-3.(September 2014-now)Job 6:What was the title and content of this job?

Value	Label	Cases	Percentage
5299	5299 Sales Workers Not Elsewhere Classified	0	
5300	5300 Personal Care Workers	0	
5310	5310 Child Care Workers	0	
5320	5320 Personal Care Workers in Health Services	0	
5400	5400 Protective Services Workers	0	
5401	5401 Firefighters	0	
5402	5402 Police Officers	0	
5403	5403 Bailiff and Correctional Officers	0	
5404	5404 Security Guards	0	
5409	5409 Other Protective Services Workers	0	
6000	6000 Skilled Agricultural, Forestry and Fishery Workers	0	
6010	6010 Agronomic and Garden Crop Growers	0	
6020	6020 Animal Producers	0	
6021	6021 Livestock Producers	0	
6022	6022 Poultry Producers	0	
6023	6023 Apiarists and Seri culturists	0	
6029	6029 Other Animal Producers	0	
6030	6030 Mixed Crop and Animal Producers	0	
6040	6040 Forestry and Related Workers	0	
6050	6050 Fishery Workers	0	
6051	6051 Aquaculture Workers	0	
6052	6052 Inland and Coastal Waters Fishery Workers	0	
6053	6053 Deep-Sea Fishery Workers	0	
7000	7000 Craft and Related Trades Workers	0	
7100	7100 Building and Related Trades Workers	0	
7110	7110 Building Frame and Related Trades Workers	0	
7111	7111 Bricklayers and Related Workers	0	
7112	7112 Stonemasons, Stone Cutters and Carvers	0	
7113	7113 Concrete Placers and Related Workers	0	
7114	7114 Carpenters and Joiners	0	
7119	7119 Other Building Frame and Related Trades Workers	0	
7120	7120 Building Finishers and Related Trades Workers	0	
7121	7121 Roofers	0	
7122	7122 Floor and Wall Layers, Tile Setters	0	
7123	7123 Plasterers	0	
7124	7124 Insulation Workers	0	
7125	7125 Glaziers	0	
7126	7126 Plumbers and Pipe Fitters	0	
7127	7127 Air Conditioning and Refrigeration Mechanics	0	
7130	7130 Painters, Building Structure Cleaners and Related Trade	0	
7131	7131 Painters, Spray Painters, Varnishers and Related Worker	0	
7132	7132 Building Structure Cleaners	0	
7200	7200 Metal, Machinery and Related Trades Workers	0	
7210	7210 Metal Moulders, Welders, Sheet-Metal Workers and Relate	0	
7211	7211 Metal Moulders and Coremakers	0	

m3s115f30: 115f-3.(September 2014-now)Job 6:What was the title and content of this job?

Value	Label	Cases	Percentage
7212	7212 Welders and Flame Cutters	0	
7213	7213 Sheet-Metal Workers	0	
7214	7214 Structural-Metal Preparers and Erectors	0	
7215	7215 Riggers and Cable Splicers	0	
7220	7220 Blacksmiths, Toolmakers and Related Trades Workers	0	
7221	7221 Blacksmiths, Hammersmiths and Forging Press Workers	0	
7222	7222 Toolmakers and Related Workers	0	
7223	7223 Metal Working Machine Tool Setters and Operators	0	
7224	7224 Metal Polishers and Tool Sharpeners	0	
7230	7230 Machinery Mechanics and Repairers	0	
7231	7231 Motor Vehicle Mechanics and Repairers	0	
7232	7232 Aircraft Engine Mechanics and Repairers	0	
7233	7233 Industrial Machinery Mechanics and Repairers	0	
7234	7234 Bicycle and Related Repairers	0	
7300	7300 Handicraft and Printing Workers	0	
7310	7310 Handicraft Workers	0	
7311	7311 Precision-Instrument Makers and Repairers	0	
7312	7312 Musical Instrument Makers and Tuners	0	
7313	7313 Jewellery and Precious-metal Workers	0	
7314	7314 Potters and Related Workers	0	
7315	7315 Glass Makers, Cutters, Grinders and Finishers	0	
7316	7316 Sign Writers, Decorative Painters, Engravers and Etcher	0	
7317	7317 Handicraft Workers in Wood, Bamboo, Rattan and Related	0	
7318	7318 Handicraft Workers in Textile, Leather and Related Mate	0	
7319	7319 Other Handicraft Workers	0	
7320	7320 Printing Trades Workers	0	
7321	7321 Pre-Press Technicians	0	
7322	7322 Printers	0	
7323	7323 Print Binding and Related Workers	0	
7400	7400 Electrical and Electronic Trades Workers	0	
7410	7410 Electrical Equipment Installers and Repairers	0	
7411	7411 Building and Related Electricians	0	
7412	7412 Electrical Mechanics and Fitters	0	
7413	7413 Electrical Line Installers and Repairers	0	
7420	7420 Electronic Equipment Installers and Repairers	0	
7421	7421 Information and Communications Technology Installers an	0	
7429	7429 Other Electronic Equipment Installers and Repairers	0	
7900	7900 Other Craft and Related Trades Workers	0	
7910	7910 Food Processing and Related Trades Workers	0	
7911	7911 Butchers, Fishmongers and Related Food Preparers	0	
7912	7912 Bakers, Pastry-cooks and Confectionery Makers	0	
7913	7913 Dairy-Products Makers	0	
7914	7914 Fruit, Vegetable and Related Preservers	0	
7915	7915 Food and Beverage Tasters and Graders	0	
7919	7919 Other Food Processing and Related Trades Workers	0	

m3s115f30: 115f-3.(September 2014-now)Job 6:What was the title and content of this job?

Value	Label	Cases	Percentage
7920	7920 Wood Treaters, Cabinet-makers and Related Trades Worker	0	
7921	7921 Wood Dryer Tenders and Preservers	0	
7922	7922 Cabinet-makers and Related Workers	0	
7923	7923 Woodworking-Machine Tool Setters and Operators	0	
7930	7930 Garment and Related Trades Workers	0	
7931	7931 Tailors, Dressmakers, Furriers and Hatters	0	
7932	7932 Garment and Related Patternmakers and Cutters	0	
7933	7933 Sewers, Embroiderers and Related Workers	0	
7934	7934 Pelt Dressers, Tanners and Fellmongers	0	
7935	7935 Shoemakers and Related Workers	0	
7990	7990 Craft and Related Workers Not Elsewhere Classified	0	
7991	7991 Underwater Divers	0	
7992	7992 Shotfirers and Blasters	0	
7993	7993 Product Graders and Testers (Except Foods and Beverages	0	
7994	7994 Fumigators and Other Pest and Weed Controllers	0	
7999	7999 Other Craft and Related Workers Not Elsewhere Classifie	0	
8000	8000 Plant and Machine Operators, and Assemblers	0	
8100	8100 Stationary Plant and Machine Operators	0	
8110	8110 Mining and Mineral Processing Plant Operators	0	
8111	8111 Miners and Quarriers	0	
8112	8112 Mineral and Stone Processing Plant Operators	0	
8113	8113 Well Drillers and Related Workers	0	
8114	8114 Cement, Stone and Other Mineral Products Machine Operat	0	
8120	8120 Metal Processing and Finishing Plant Operators	0	
8121	8121 Metal Processing Plant Operators	0	
8122	8122 Metal Plating and Coating Machine Operators	0	
8130	8130 Chemical and Photographic Products Plant and Machine Op	0	
8131	8131 Pharmaceutical and Toiletry Products Machine Operators	0	
8132	8132 Photographic Products Machine Operators	0	
8139	8139 Other Chemical Products Plant and Machine Operators	0	
8140	8140 Rubber, Plastic and Paper Products Machine Operators	0	
8141	8141 Rubber Products Machine Operators	0	
8142	8142 Plastic Products Machine Operators	0	
8143	8143 Paper Products Machine Operators	0	
8150	8150 Textile, Fur and Leather Products Machine Operators	0	
8151	8151 Fibre Preparing, Spinning and Winding Machine Operators	0	
8152	8152 Weaving and Knitting Machine Operators	0	
8153	8153 Sewing Machine Operators	0	
8154	8154 Fabric Bleaching, Dyeing and Cleaning Machine Operators	0	
8155	8155 Fur and Leather Preparing Machine Operators	0	
8156	8156 Shoemaking and Related Machine Operators	0	
8157	8157 Laundry Machine Operators	0	
8159	8159 Other Textile, Fur and Leather Products Machine Operato	0	
8160	8160 Food and Related Products Machine Operators	0	
8170	8170 Wood Processing and Papermaking Plant Operators	0	

m3s115f30: 115f-3.(September 2014-now)Job 6:What was the title and content of this job?

Value	Label	Cases	Percentage
8171	8171 Wood Processing Plant Operators	0	
8172	8172 Pulp and Papermaking Plant Operators	0	
8190	8190 Other Stationary Plant and Machine Operators	0	
8191	8191 Glass and Ceramics Plant Operators	0	
8192	8192 Steam Engine and Boiler Operators	0	
8193	8193 Packing and Related Machine Operators	0	
8199	8199 Stationary Plant and Machine Operators Not Elsewhere CI	0	
8200	8200 Assemblers	0	
8201	8201 Mechanical Machinery Assemblers	0	
8202	8202 Electrical and Electronic Equipment Assemblers	0	
8209	8209 Other Assemblers	0	
8300	8300 Drivers and Mobile Plant Operators	0	
8310	8310 Locomotive Engine Drivers and Related Workers	0	
8311	8311 Locomotive Engine Drivers	0	
8312	8312 Railway Brake, Signal and Switch Operators	0	
8320	8320 Motorcycle, Car and Van Drivers	0	
8321	8321 Motorcycle Drivers	0	
8322	8322 Car and Van Drivers	0	
8330	8330 Bus and Heavy Truck Drivers	0	
8331	8331 Bus Drivers	0	
8332	8332 Heavy Truck and Lorry Drivers	0	
8340	8340 Mobile Plant Operators	0	
8341	8341 Mobile Farm and Forestry Plant Operators	0	
8342	8342 Earthmoving and Related Plant Operators	0	
8343	8343 Crane, Hoist and Related Plant Operators	0	
8349	8349 Other Mobile Plant Operators	0	
8350	8350 Ships' deck Crews and Related Workers	0	
9000	9000 Elementary Labourers	0	
9100	9100 Cleaners and Helpers	0	
9110	9110 Cleaners and Helpers in Domestic and Related Establishm	0	
9111	9111 Domestic Cleaners and Helpers	0	
9112	9112 Cleaners and Helpers in Offices, Hotels and Related Est	0	
9190	9190 Other Hand Cleaning Workers	0	
9191	9191 Vehicle Cleaners	0	
9192	9192 Window Cleaners	0	
9199	9199 Hand Cleaning Workers Not Elsewhere Classified	0	
9200	9200 Agricultural, Forestry and Fishery Labourers	0	
9201	9201 Agricultural Labourers	0	
9202	9202 Forestry Labourers	0	
9203	9203 Fishery and Aquaculture Labourers	0	
9300	9300 Labourers In Mining, Construction, Manufacturing and Tr	0	
9310	9310 Mining and Construction Labourers	0	
9311	9311 Mining and Quarrying Labourers	0	
9312	9312 Civil Engineering and Building Construction Labourers	0	
9320	9320 Manufacturing Labourers	0	

m3s115f30: 115f-3.(September 2014-now)Job 6:What was the title and content of this job?

Value	Label	Cases	Percentage
9330	9330 Transport and Storage Labourers	0	
9400	9400 Street Service Workers and No-Food Vendors	0	
9401	9401 Street and Related Service Workers	0	
9402	9402 Street Vendors(Excluding Food)	0	
9500	9500 Refuse Workers, Sweepers and Related Workders	0	
9501	9501 Garbage and Recycling Collectors and Refuse Sorters	0	
9502	9502 Sweepers and Related Labourers	0	
9900	9900 Other Elementary Labourers	0	
9901	9901 Food Preparation Helpers	0	
9902	9902 Meter Readers and Vending-Machine Collectors	0	
9909	9909 Elementary Labourers not Elsewhere Classified	0	
9997	9997 Don't know	0	
9998	9998 Refuse to answer	11	0.4%
9999	9999 missing	8	0.3%

Warning: these figures indicate the number of cases found in the data file. They cannot be interpreted as summary statistics of the population of interest.

m3s115f40: 115f-4.(September 2014-now)Job 6:Which of the following job titles corresponds with this job?

Information	[Type= discrete] [Format=numeric] [Range= 0-99] [Missing=*]
Statistics [NW/ W]	[Valid=2551 /-] [Invalid=0 /-]

Value	Label	Cases	Percentage
0	(0)Skip	2529	99.1%
1	(01)Government departments	0	
2	(02)Public school	0	
3	(03)Private school	0	
4	(04)Public enterprises	0	
5	(05)private enterprises or instituttions (including civil as	3	0.1%
6	(06)Non-profit(or non-governmental) organizations	0	
7	(07)work for myself, hire people	0	
8	(08)work for myself, don't hire	0	
9	(09) Help family business, with salary	0	
10	(10) Help family business, without salary	0	
11	(11) Compulsory service, alternative service, and research a	0	
97	(97)Don't know	0	
98	(98)Refuse to answer	11	0.4%
99	(99)missing	8	0.3%

Warning: these figures indicate the number of cases found in the data file. They cannot be interpreted as summary statistics of the population of interest.

m3s115f50: 115f-5.(September 2014-now)Job 6:What was the job identity of this job?

Information	[Type= discrete] [Format=numeric] [Range= 0-99] [Missing=*]
Statistics [NW/ W]	[Valid=2551 /-] [Invalid=0 /-]

Value	Label	Cases	Percentage
0	(0)Skip	2529	99.1%
1	(01)Formal staff	2	0.1%
2	(02)Regular contract stuff	0	
3	(03)Temporary employment	1	0.0%
4	(04)Dispatch labor	0	

# m3s115f50: 115f-5.(September 2014-now)Job 6:What was the job identity of this job?			
Value	Label	Cases	Percentage
5	(05)Household OEM (original equipment manufacturer)	0	
6	(06)Outsourced (or contracted) personnel (outsourcers or can	0	
7	(07)Other	0	
97	(97)Don't know	0	
98	(98)Refuse to answer	11	0.4%
99	(99)missing	8	0.3%
<i>Warning: these figures indicate the number of cases found in the data file. They cannot be interpreted as summary statistics of the population of interest.</i>			
# m3s115f60: 115f-6.(September 2014-now)Job 6:How many people work in this company/organization?			
Information	[Type= discrete] [Format=numeric] [Range= 0-99] [Missing=*]		
Statistics [NW/ W]	[Valid=2551 /-] [Invalid=0 /-]		
Value	Label	Cases	Percentage
0	(0)Skip	2529	99.1%
1	(01)1(did not hire people)	0	
2	(02)2~4	0	
3	(03)5~9	0	
4	(04)10~29	0	
5	(05)30~99	0	
6	(06)100~299	0	
7	(07)300~499	1	0.0%
8	(08)500~999	1	0.0%
9	(09)1000 or more	1	0.0%
97	(97)Don't know	0	
98	(98)Refuse to answer	11	0.4%
99	(99)missing	8	0.3%
<i>Warning: these figures indicate the number of cases found in the data file. They cannot be interpreted as summary statistics of the population of interest.</i>			
# m3s115f70: 115f-7.(September 2014-now)Job 6:Did you manage people in your position? How many people did you manage?			
Information	[Type= discrete] [Format=numeric] [Range= 0-99] [Missing=*]		
Statistics [NW/ W]	[Valid=2551 /-] [Invalid=0 /-]		
Value	Label	Cases	Percentage
0	(0)Skip	2529	99.1%
1	(01)did not manage people	3	0.1%
2	(02)1~4	0	
3	(03)5~9	0	
4	(04)10~29	0	
5	(05)30~99	0	
6	(06)100~299	0	
7	(07)300~499	0	
8	(08)500~999	0	
9	(09)1000 or more	0	
97	(97)Don't know	0	
98	(98)Refuse to answer	11	0.4%
99	(99)missing	8	0.3%
<i>Warning: these figures indicate the number of cases found in the data file. They cannot be interpreted as summary statistics of the population of interest.</i>			

m3s115f80: 115f-8.(September 2014-now)Job 6:(Including overtime work) How many hours a week on average did you work?

Information	[Type= discrete] [Format=numeric] [Range= 0-999] [Missing=*]
Statistics [NW/ W]	[Valid=2551 /-] [Invalid=0 /-]

Value	Label	Cases	Percentage
0	(0)Skip	2529	99.1%
40		1	0.0%
55		1	0.0%
60		1	0.0%
997	(997)Don't know	0	
998	(998)Refuse to answer	11	0.4%
999	(999)missing	8	0.3%

Warning: these figures indicate the number of cases found in the data file. They cannot be interpreted as summary statistics of the population of interest.

m3s115f90: 115f-9.(September 2014-now)Job 6:What is the average monthly salary of this job?

Information	[Type= continuous] [Format=numeric] [Range= 0-9999999] [Missing=*]
Statistics [NW/ W]	[Valid=2551 /-] [Invalid=0 /-]

Value	Label	Cases	Percentage
0	(0)Skip	2529	99.3%
9999997	(9999997)Don't know	0	
9999998	(9999998)Refuse to answer	11	0.4%
9999999	(9999999)missing	8	0.3%

Warning: these figures indicate the number of cases found in the data file. They cannot be interpreted as summary statistics of the population of interest.

# m3s116001: 116. When did you stop working?ROC year			
Information		[Type= discrete] [Format=numeric] [Range= 0-999] [Missing=*]	
Statistics [NW/ W]		[Valid=2551 /-] [Invalid=0 /-]	
Value	Label	Cases	Percentage
0	(0)Skip	2328	91.3%
92		1	0.0%
98		2	0.1%
99		4	0.2%
100		7	0.3%
101		11	0.4%
102		12	0.5%
103		21	0.8%
104		17	0.7%
105		39	1.5%
106		92	3.6%
107		6	0.2%
997	(997)Don't know	1	0.0%
998	(998)Refuse to answer	2	0.1%
999	(999)missing	8	0.3%
<i>Warning: these figures indicate the number of cases found in the data file. They cannot be interpreted as summary statistics of the population of interest.</i>			
# m3s116002: 116. When did you stop working?month			
Information		[Type= discrete] [Format=numeric] [Range= 0-99] [Missing=*]	
Statistics [NW/ W]		[Valid=2551 /-] [Invalid=0 /-]	
Value	Label	Cases	Percentage
0	(0)Skip	2328	91.3%
1		19	0.7%
2		16	0.6%
3		22	0.9%
4		9	0.4%
5		17	0.7%
6		23	0.9%
7		18	0.7%
8		11	0.4%
9		24	0.9%
10		22	0.9%
11		18	0.7%
12		11	0.4%
97	(97)Don't know	3	0.1%
98	(98)Refuse to answer	2	0.1%
99	(99)missing	8	0.3%
<i>Warning: these figures indicate the number of cases found in the data file. They cannot be interpreted as summary statistics of the population of interest.</i>			
# m3s117000: 117. Why did you leave the previous job?			
Information		[Type= discrete] [Format=numeric] [Range= 0-9] [Missing=*]	
Statistics [NW/ W]		[Valid=2551 /-] [Invalid=0 /-]	

m3s117000: 117.Why did you leave the previous job?

Value	Label	Cases	Percentage
0	(0)Skip	2328	91.3%
1	(1)Voluntary resignation	159	6.2%
2	(2)Involuntary resignation	25	1.0%
3	(3)Other	30	1.2%
7	(7)Don't know	0	
8	(8)Refuse to answer	1	0.0%
9	(9)missing	8	0.3%

Warning: these figures indicate the number of cases found in the data file. They cannot be interpreted as summary statistics of the population of interest.

m3s118000: 118.Are you currently looking for work?

Information	[Type= discrete] [Format=numeric] [Range= 0-9] [Missing=*]
Statistics [NW/ W]	[Valid=2551 /-] [Invalid=0 /-]

Value	Label	Cases	Percentage
0	(0)Skip	2319	90.9%
1	(1)Yes	75	2.9%
2	(2)No	150	5.9%
8	(8)Refuse to answer	1	0.0%
9	(9)missing	6	0.2%

Warning: these figures indicate the number of cases found in the data file. They cannot be interpreted as summary statistics of the population of interest.

m3s118011: 118-1.When did you start looking for work?ROC year

Information	[Type= discrete] [Format=numeric] [Range= 0-999] [Missing=*]
Statistics [NW/ W]	[Valid=2551 /-] [Invalid=0 /-]

Value	Label	Cases	Percentage
0	(0)Skip	2469	96.8%
92		1	0.0%
100		1	0.0%
102		1	0.0%
104		1	0.0%
105		6	0.2%
106		55	2.2%
107		6	0.2%
997	(997)Don't know	1	0.0%
998	(998)Refuse to answer	1	0.0%
999	(999)missing	9	0.4%

Warning: these figures indicate the number of cases found in the data file. They cannot be interpreted as summary statistics of the population of interest.

m3s118012: 118-1.When did you start looking for work?month

Information	[Type= discrete] [Format=numeric] [Range= 0-99] [Missing=*]
Statistics [NW/ W]	[Valid=2551 /-] [Invalid=0 /-]

Value	Label	Cases	Percentage
0	(0)Skip	2468	96.7%
1		7	0.3%
2		2	0.1%
3		1	0.0%
4		3	0.1%

# m3s118012: 118-1.When did you start looking for work?month			
Value	Label	Cases	Percentage
5		4	0.2%
6		4	0.2%
7		6	0.2%
8		8	0.3%
9		11	0.4%
10		19	0.7%
11		6	0.2%
12		1	0.0%
97	(97)Don't know	1	0.0%
98	(98)Refuse to answer	1	0.0%
99	(99)missing	9	0.4%
<i>Warning: these figures indicate the number of cases found in the data file. They cannot be interpreted as summary statistics of the population of interest.</i>			
# m3s119000: 119.If you had work opportunities right now, are you able to start working immediately?			
Information	[Type= discrete] [Format=numeric] [Range= 0-9] [Missing=*]		
Statistics [NW/ W]	[Valid=2551 /-] [Invalid=0 /-]		
Value	Label	Cases	Percentage
0	(0)Skip	2319	90.9%
1	(1)Yes	111	4.4%
2	(2)No	114	4.5%
7	(7)Don't know	0	
8	(8)Refuse to answer	1	0.0%
9	(9)missing	6	0.2%
<i>Warning: these figures indicate the number of cases found in the data file. They cannot be interpreted as summary statistics of the population of interest.</i>			
# m3s120000: 120.Have you obtained professional technical licenses?			
Information	[Type= discrete] [Format=numeric] [Range= 1-9] [Missing=*]		
Statistics [NW/ W]	[Valid=2551 /-] [Invalid=0 /-]		
Value	Label	Cases	Percentage
1	(1)Yes	1142	44.8%
2	(2)No	1405	55.1%
8	(8)Refuse to answer	1	0.0%
9	(9)missing	3	0.1%
<i>Warning: these figures indicate the number of cases found in the data file. They cannot be interpreted as summary statistics of the population of interest.</i>			
# m3s121000: 121.Have you ever applied for government employment insurance assistance?			
Information	[Type= discrete] [Format=numeric] [Range= 0-9] [Missing=*]		
Statistics [NW/ W]	[Valid=2551 /-] [Invalid=0 /-]		
Value	Label	Cases	Percentage
0	(0)Skip	0	
1	(1)No	2334	91.5%
2	(2)Yes	209	8.2%
7	(7)Don't know	0	
8	(8)Refuse to answer	1	0.0%
9	(9)missing	7	0.3%
<i>Warning: these figures indicate the number of cases found in the data file. They cannot be interpreted as summary statistics of the population of interest.</i>			

# m3s122000: 122.What is the lowest monthly salary you can accept?			
Information		[Type= discrete] [Format=numeric] [Range= 0-99] [Missing=*]	
Statistics [NW/ W]		[Valid=2551 /-] [Invalid=0 /-]	
Value	Label	Cases	Percentage
0	(00)Skip	0	
1	(01)under 9,999NT	12	0.5%
2	(02)10,000~14,999	11	0.4%
3	(03)15,000~19,999	22	0.9%
4	(04)20,000~24,999	145	5.7%
5	(05)25,000~29,999	452	17.7%
6	(06)30,000~34,999	662	26.0%
7	(07)35,000~39,999	384	15.1%
8	(08)40,000~44,999	313	12.3%
9	(09)45,000~49,999	153	6.0%
10	(10)50,000~54,999	130	5.1%
11	(11)55,000~59,999	62	2.4%
12	(12)60,000~69,999	77	3.0%
13	(13)70,000~79,999	37	1.5%
14	(14)80,000~89,999	23	0.9%
15	(15)90,000~99,999	12	0.5%
16	(16)100,000~149,999	29	1.1%
17	(17)150,000~199,999	14	0.5%
18	(18)200,000 or more	8	0.3%
97	(97)Don't know	0	
98	(98)Refuse to answer	2	0.1%
99	(99)missing	3	0.1%
<i>Warning: these figures indicate the number of cases found in the data file. They cannot be interpreted as summary statistics of the population of interest.</i>			
# m3s123000: 123.If your workplace was in Mainland China, would you be willing to go?			
Information		[Type= discrete] [Format=numeric] [Range= 0-9] [Missing=*]	
Statistics [NW/ W]		[Valid=2551 /-] [Invalid=0 /-]	
Value	Label	Cases	Percentage
0	(0)Skip	0	
1	(1)Very willing	246	9.6%
2	(2)Pretty willing	869	34.1%
3	(3)Not too willing	807	31.6%
4	(4)Very unwilling	602	23.6%
5	(5)already working in Mainland China	23	0.9%
7	(7)Don't know	1	0.0%
8	(8)Refuse to answer	1	0.0%
9	(9)missing	2	0.1%
<i>Warning: these figures indicate the number of cases found in the data file. They cannot be interpreted as summary statistics of the population of interest.</i>			
# m3s124000: 124.If your workplace was in Southeast Asia (excluding Singapore), would you be willing to go?			
Information		[Type= discrete] [Format=numeric] [Range= 0-9] [Missing=*]	
Statistics [NW/ W]		[Valid=2551 /-] [Invalid=0 /-]	

m3s124000: 124.If your workplace was in Southeast Asia (excluding Singapore), would you be willing to go?

Value	Label	Cases	Percentage
0	(0)Skip	0	
1	(1)Very willing	191	7.5%
2	(2)Pretty willing	884	34.7%
3	(3)Not too willing	891	34.9%
4	(4)Very unwilling	579	22.7%
5	(5)already working in Southeast Asia	1	0.0%
7	(7)Don't know	2	0.1%
8	(8)Refuse to answer	1	0.0%
9	(9)missing	2	0.1%

Warning: these figures indicate the number of cases found in the data file. They cannot be interpreted as summary statistics of the population of interest.

m3s125010: 125.(01)Sources of money:work by yourself

Information	[Type= discrete] [Format=numeric] [Range= 0-9] [Missing=*]
Statistics [NW/ W]	[Valid=2551 /-] [Invalid=0 /-]

Value	Label	Cases	Percentage
0	(0)Skip	0	
1	(1)Yes	2344	91.9%
2	(2)No	206	8.1%
7	(7)Don't know	0	
8	(8)Refuse to answer	0	
9	(9)missing	1	0.0%

Warning: these figures indicate the number of cases found in the data file. They cannot be interpreted as summary statistics of the population of interest.

m3s125020: 125.(02)Sources of money:Spouse

Information	[Type= discrete] [Format=numeric] [Range= 0-9] [Missing=*]
Statistics [NW/ W]	[Valid=2551 /-] [Invalid=0 /-]

Value	Label	Cases	Percentage
0	(0)Skip	0	
1	(1)Yes	393	15.4%
2	(2)No	2157	84.6%
7	(7)Don't know	0	
8	(8)Refuse to answer	0	
9	(9)missing	1	0.0%

Warning: these figures indicate the number of cases found in the data file. They cannot be interpreted as summary statistics of the population of interest.

m3s125030: 125.(03)Sources of money:Parents

Information	[Type= discrete] [Format=numeric] [Range= 0-9] [Missing=*]
Statistics [NW/ W]	[Valid=2551 /-] [Invalid=0 /-]

Value	Label	Cases	Percentage
0	(0)Skip	0	
1	(1)Yes	141	5.5%
2	(2)No	2409	94.4%
7	(7)Don't know	0	
8	(8)Refuse to answer	0	
9	(9)missing	1	0.0%

Warning: these figures indicate the number of cases found in the data file. They cannot be interpreted as summary statistics of the population of interest.

# m3s125040: 125.(04)Sources of money:Siblings			
Information		[Type= discrete] [Format=numeric] [Range= 0-9] [Missing=*]	
Statistics [NW/ W]		[Valid=2551 /-] [Invalid=0 /-]	
Value	Label	Cases	Percentage
0	(0)Skip	0	
1	(1)Yes	13	0.5%
2	(2)No	2537	99.5%
7	(7)Don't know	0	
8	(8)Refuse to answer	0	
9	(9)missing	1	0.0%
<i>Warning: these figures indicate the number of cases found in the data file. They cannot be interpreted as summary statistics of the population of interest.</i>			
# m3s125050: 125.(05)Sources of money:other relatives			
Information		[Type= discrete] [Format=numeric] [Range= 0-9] [Missing=*]	
Statistics [NW/ W]		[Valid=2551 /-] [Invalid=0 /-]	
Value	Label	Cases	Percentage
0	(0)Skip	0	
1	(1)Yes	3	0.1%
2	(2)No	2547	99.8%
7	(7)Don't know	0	
8	(8)Refuse to answer	0	
9	(9)missing	1	0.0%
<i>Warning: these figures indicate the number of cases found in the data file. They cannot be interpreted as summary statistics of the population of interest.</i>			
# m3s125060: 125.(06)Sources of money:your own savings			
Information		[Type= discrete] [Format=numeric] [Range= 0-9] [Missing=*]	
Statistics [NW/ W]		[Valid=2551 /-] [Invalid=0 /-]	
Value	Label	Cases	Percentage
0	(0)Skip	0	
1	(1)Yes	458	18.0%
2	(2)No	2092	82.0%
7	(7)Don't know	0	
8	(8)Refuse to answer	0	
9	(9)missing	1	0.0%
<i>Warning: these figures indicate the number of cases found in the data file. They cannot be interpreted as summary statistics of the population of interest.</i>			
# m3s125070: 125.(07)Sources of money:Loan(borrowing from bank)			
Information		[Type= discrete] [Format=numeric] [Range= 0-9] [Missing=*]	
Statistics [NW/ W]		[Valid=2551 /-] [Invalid=0 /-]	
Value	Label	Cases	Percentage
0	(0)Skip	0	
1	(1)Yes	25	1.0%
2	(2)No	2525	99.0%
7	(7)Don't know	0	
8	(8)Refuse to answer	0	
9	(9)missing	1	0.0%
<i>Warning: these figures indicate the number of cases found in the data file. They cannot be interpreted as summary statistics of the population of interest.</i>			

# m3s125080: 125.(08)Sources of money:payment from mandatory military service			
Information		[Type= discrete] [Format=numeric] [Range= 0-9] [Missing=*]	
Statistics [NW/ W]		[Valid=2551 /-] [Invalid=0 /-]	
Value	Label	Cases	Percentage
0	(0)Skip	0	
1	(1)Yes	0	
2	(2)No	2550	100.0%
7	(7)Don't know	0	
8	(8)Refuse to answer	0	
9	(9)missing	1	0.0%
<i>Warning: these figures indicate the number of cases found in the data file. They cannot be interpreted as summary statistics of the population of interest.</i>			
# m3s125090: 125.(09)Sources of money:Friend			
Information		[Type= discrete] [Format=numeric] [Range= 0-9] [Missing=*]	
Statistics [NW/ W]		[Valid=2551 /-] [Invalid=0 /-]	
Value	Label	Cases	Percentage
0	(0)Skip	0	
1	(1)Yes	8	0.3%
2	(2)No	2542	99.6%
7	(7)Don't know	0	
8	(8)Refuse to answer	0	
9	(9)missing	1	0.0%
<i>Warning: these figures indicate the number of cases found in the data file. They cannot be interpreted as summary statistics of the population of interest.</i>			
# m3s125100: 125.(10)Sources of money:Social welfare			
Information		[Type= discrete] [Format=numeric] [Range= 0-9] [Missing=*]	
Statistics [NW/ W]		[Valid=2551 /-] [Invalid=0 /-]	
Value	Label	Cases	Percentage
0	(0)Skip	0	
1	(1)Yes	27	1.1%
2	(2)No	2523	98.9%
7	(7)Don't know	0	
8	(8)Refuse to answer	0	
9	(9)missing	1	0.0%
<i>Warning: these figures indicate the number of cases found in the data file. They cannot be interpreted as summary statistics of the population of interest.</i>			
# m3s125110: 125.(11)Sources of money:Your own investment			
Information		[Type= discrete] [Format=numeric] [Range= 0-9] [Missing=*]	
Statistics [NW/ W]		[Valid=2551 /-] [Invalid=0 /-]	
Value	Label	Cases	Percentage
0	(0)Skip	0	
1	(1)Yes	154	6.0%
2	(2)No	2396	93.9%
7	(7)Don't know	0	
8	(8)Refuse to answer	0	
9	(9)missing	1	0.0%
<i>Warning: these figures indicate the number of cases found in the data file. They cannot be interpreted as summary statistics of the population of interest.</i>			

# m3s125120: 125.(12)Sources of money:Spouse's parents			
Information		[Type= discrete] [Format=numeric] [Range= 0-9] [Missing=*]	
Statistics [NW/ W]		[Valid=2551 /-] [Invalid=0 /-]	
Value	Label	Cases	Percentage
0	(0)Skip	0	
1	(1)Yes	16	0.6%
2	(2)No	2534	99.3%
7	(7)Don't know	0	
8	(8)Refuse to answer	0	
9	(9)missing	1	0.0%
<i>Warning: these figures indicate the number of cases found in the data file. They cannot be interpreted as summary statistics of the population of interest.</i>			
# m3s125130: 125.(13)Sources of money:Other			
Information		[Type= discrete] [Format=numeric] [Range= 0-9] [Missing=*]	
Statistics [NW/ W]		[Valid=2551 /-] [Invalid=0 /-]	
Value	Label	Cases	Percentage
0	(0)Skip	0	
1	(1)Yes	16	0.6%
2	(2)No	2534	99.3%
7	(7)Don't know	0	
8	(8)Refuse to answer	0	
9	(9)missing	1	0.0%
<i>Warning: these figures indicate the number of cases found in the data file. They cannot be interpreted as summary statistics of the population of interest.</i>			
# m3s125001: 125-1.Of these, the primary sources is number ____			
Information		[Type= discrete] [Format=numeric] [Range= 0-99] [Missing=*]	
Statistics [NW/ W]		[Valid=2551 /-] [Invalid=0 /-]	
Value	Label	Cases	Percentage
0	(00)Skip	0	
1	(01)work by yourself(including research and development or a	2232	87.5%
2	(02)Spouse	157	6.2%
3	(03)Parents	32	1.3%
4	(04)Siblings	1	0.0%
5	(05)other relatives	1	0.0%
6	(06)your own savings	83	3.3%
7	(07)Loan(borrowing from bank)	5	0.2%
8	(08)payment from mandatory military service	0	
9	(09)Friend	0	
10	(10)Social welfare	5	0.2%
11	(11)Your own investment	16	0.6%
12	(12)Spouse's parents	1	0.0%
13	(13)Other	11	0.4%
97	(97)Don't know	0	
98	(98)Refuse to answer	0	
99	(99)missing	7	0.3%
<i>Warning: these figures indicate the number of cases found in the data file. They cannot be interpreted as summary statistics of the population of interest.</i>			

# m3s126000: 126.(Past year)How much did you save on average each month? ___NT			
Information		[Type= continuous] [Format=numeric] [Range= 0-9999999] [Missing=*]	
Statistics [NW/ W]		[Valid=2551 /-] [Invalid=0 /-]	
Value	Label	Cases	Percentage
9999997	(9999997)Don't know	19	63.3%
9999998	(9999998)Refuse to answer	5	16.7%
9999999	(9999999)missing	6	20.0%
<i>Warning: these figures indicate the number of cases found in the data file. They cannot be interpreted as summary statistics of the population of interest.</i>			
# m3s127010: 127.(01)Shopping trends:Before I buy something, I will first consider whether the item is keeping up with popular trends			
Information		[Type= discrete] [Format=numeric] [Range= 1-9] [Missing=*]	
Statistics [NW/ W]		[Valid=2551 /-] [Invalid=0 /-]	
Value	Label	Cases	Percentage
1	(1)Agree Very much	105	4.1%
2	(2)Agree	828	32.5%
3	(3)Disagree	1298	50.9%
4	(4)Disagree Very much	316	12.4%
7	(7)Don't know	0	
8	(8)Refuse to answer	1	0.0%
9	(9)missing	3	0.1%
<i>Warning: these figures indicate the number of cases found in the data file. They cannot be interpreted as summary statistics of the population of interest.</i>			
# m3s127020: 127.(02)Shopping trends:I will let people know that I have many expensive things			
Information		[Type= discrete] [Format=numeric] [Range= 1-9] [Missing=*]	
Statistics [NW/ W]		[Valid=2551 /-] [Invalid=0 /-]	
Value	Label	Cases	Percentage
1	(1)Agree Very much	10	0.4%
2	(2)Agree	106	4.2%
3	(3)Disagree	1523	59.7%
4	(4)Disagree Very much	906	35.5%
7	(7)Don't know	0	
8	(8)Refuse to answer	1	0.0%
9	(9)missing	5	0.2%
<i>Warning: these figures indicate the number of cases found in the data file. They cannot be interpreted as summary statistics of the population of interest.</i>			
# m3s127030: 127.(03)Shopping trends:What I have is almost always the most popular			
Information		[Type= discrete] [Format=numeric] [Range= 1-9] [Missing=*]	
Statistics [NW/ W]		[Valid=2551 /-] [Invalid=0 /-]	
Value	Label	Cases	Percentage
1	(1)Agree Very much	17	0.7%
2	(2)Agree	180	7.1%
3	(3)Disagree	1579	61.9%
4	(4)Disagree Very much	769	30.1%
7	(7)Don't know	0	
8	(8)Refuse to answer	1	0.0%
9	(9)missing	5	0.2%
<i>Warning: these figures indicate the number of cases found in the data file. They cannot be interpreted as summary statistics of the population of interest.</i>			

m3s127040: 127.(04)Shopping trends:I will let people know that I have bought well known things

Information	[Type= discrete] [Format=numeric] [Range= 1-9] [Missing=*]
Statistics [NW/ W]	[Valid=2551 /-] [Invalid=0 /-]

Value	Label	Cases	Percentage
1	(1)Agree Very much	16	0.6%
2	(2)Agree	181	7.1%
3	(3)Disagree	1474	57.8%
4	(4)Disagree Very much	874	34.3%
7	(7)Don't know	0	
8	(8)Refuse to answer	1	0.0%
9	(9)missing	5	0.2%

Warning: these figures indicate the number of cases found in the data file. They cannot be interpreted as summary statistics of the population of interest.

m3s128011: 128-1.What time do you usually go to sleep?hour

Information	[Type= continuous] [Format=numeric] [Range= 0-99] [Missing=*]
Statistics [NW/ W]	[Valid=2551 /-] [Invalid=0 /-]

Value	Label	Cases	Percentage
97	(97)Don't know	8	80.0%
98	(98)Refuse to answer	1	10.0%
99	(99)missing	1	10.0%

Warning: these figures indicate the number of cases found in the data file. They cannot be interpreted as summary statistics of the population of interest.

m3s128012: 128-1.What time do you usually go to sleep?minutes

Information	[Type= discrete] [Format=numeric] [Range= 0-99] [Missing=*]
Statistics [NW/ W]	[Valid=2551 /-] [Invalid=0 /-]

Value	Label	Cases	Percentage
0		1788	70.1%
1		1	0.0%
2		1	0.0%
5		1	0.0%
10		4	0.2%
15		2	0.1%
20		7	0.3%
30		711	27.9%
33		1	0.0%
35		1	0.0%
40		10	0.4%
45		6	0.2%
50		6	0.2%
55		1	0.0%
59		1	0.0%
97	(97)Don't know	8	0.3%
98	(98)Refuse to answer	1	0.0%
99	(99)missing	1	0.0%

Warning: these figures indicate the number of cases found in the data file. They cannot be interpreted as summary statistics of the population of interest.

m3s128013: 128-1.What time do you usually wake up?hour

Information	[Type= continuous] [Format=numeric] [Range= 0-99] [Missing=*]
--------------------	---

# m3s128013: 128-1.What time do you usually wake up?hour			
Statistics [NW/ W]		[Valid=2551 /-] [Invalid=0 /-]	
Value	Label	Cases	Percentage
97	(97)Don't know	9	81.8%
98	(98)Refuse to answer	1	9.1%
99	(99)missing	1	9.1%
<i>Warning: these figures indicate the number of cases found in the data file. They cannot be interpreted as summary statistics of the population of interest.</i>			
# m3s128014: 128-1.What time do you usually wake up?minutes			
Information		[Type= discrete] [Format=numeric] [Range= 0-99] [Missing=*]	
Statistics [NW/ W]		[Valid=2551 /-] [Invalid=0 /-]	
Value	Label	Cases	Percentage
0		1324	51.9%
5		3	0.1%
10		51	2.0%
15		31	1.2%
20		79	3.1%
25		4	0.2%
30		856	33.6%
35		2	0.1%
40		66	2.6%
45		36	1.4%
50		82	3.2%
55		6	0.2%
97	(97)Don't know	9	0.4%
98	(98)Refuse to answer	1	0.0%
99	(99)missing	1	0.0%
<i>Warning: these figures indicate the number of cases found in the data file. They cannot be interpreted as summary statistics of the population of interest.</i>			
# m3s128021: 128-2.What time do you usually go to sleep on weekends or holidays?hour			
Information		[Type= continuous] [Format=numeric] [Range= 0-99] [Missing=*]	
Statistics [NW/ W]		[Valid=2551 /-] [Invalid=0 /-]	
Value	Label	Cases	Percentage
97	(97)Don't know	8	72.7%
98	(98)Refuse to answer	1	9.1%
99	(99)missing	2	18.2%
<i>Warning: these figures indicate the number of cases found in the data file. They cannot be interpreted as summary statistics of the population of interest.</i>			
# m3s128022: 128-2.What time do you usually go to sleep on weekends or holidays?			
Information		[Type= discrete] [Format=numeric] [Range= 0-99] [Missing=*]	
Statistics [NW/ W]		[Valid=2551 /-] [Invalid=0 /-]	
Value	Label	Cases	Percentage
0		1953	76.6%
2		1	0.0%
15		1	0.0%
20		6	0.2%
30		572	22.4%
40		2	0.1%

m3s128022: 128-2.What time do you usually go to sleep on weekends or holidays?

Value	Label	Cases	Percentage
50		2	0.1%
55		2	0.1%
59		1	0.0%
97	(97)Don't know	8	0.3%
98	(98)Refuse to answer	1	0.0%
99	(99)missing	2	0.1%

Warning: these figures indicate the number of cases found in the data file. They cannot be interpreted as summary statistics of the population of interest.

m3s128023: 128-2.What time do you usually wake up on weekends or holidays?hour

Information	[Type= continuous] [Format=numeric] [Range= 0-99] [Missing=*]
Statistics [NW/ W]	[Valid=2551 /-] [Invalid=0 /-]

Value	Label	Cases	Percentage
97	(97)Don't know	8	72.7%
98	(98)Refuse to answer	1	9.1%
99	(99)missing	2	18.2%

Warning: these figures indicate the number of cases found in the data file. They cannot be interpreted as summary statistics of the population of interest.

m3s128024: 128-2.What time do you usually wake up on weekends or holidays?minutes

Information	[Type= discrete] [Format=numeric] [Range= 0-99] [Missing=*]
Statistics [NW/ W]	[Valid=2551 /-] [Invalid=0 /-]

Value	Label	Cases	Percentage
0		1913	75.0%
10		2	0.1%
15		5	0.2%
20		9	0.4%
30		586	23.0%
35		1	0.0%
40		8	0.3%
45		4	0.2%
50		12	0.5%
97	(97)Don't know	8	0.3%
98	(98)Refuse to answer	1	0.0%
99	(99)missing	2	0.1%

Warning: these figures indicate the number of cases found in the data file. They cannot be interpreted as summary statistics of the population of interest.

m3sspsex: Spouse's personal data:Gender

Information	[Type= discrete] [Format=numeric] [Range= 0-9] [Missing=*]
Statistics [NW/ W]	[Valid=2551 /-] [Invalid=0 /-]

Value	Label	Cases	Percentage
0	(0)Skip	1563	61.3%
1	(1)Male	506	19.8%
2	(2)Female	471	18.5%
8	(8)Refuse to answer	10	0.4%
9	(9)missing	1	0.0%

Warning: these figures indicate the number of cases found in the data file. They cannot be interpreted as summary statistics of the population of interest.

# m3sspbirth_year: Spouse's personal data:Date of birth:year			
Information	[Type= continuous] [Format=numeric] [Range= 0-99] [Missing=*]		
Statistics [NW/ W]	[Valid=2551 /-] [Invalid=0 /-]		
Value	Label	Cases	Percentage
0	(0)Skip	1563	99.1%
97	(97)Don't know	0	
98	(98)Refuse to answer	9	0.6%
99	(99)missing	5	0.3%
<i>Warning: these figures indicate the number of cases found in the data file. They cannot be interpreted as summary statistics of the population of interest.</i>			
# m3sspbirth_month: Spouse's personal data:Date of birth:month			
Information	[Type= discrete] [Format=numeric] [Range= 0-99] [Missing=*]		
Statistics [NW/ W]	[Valid=2551 /-] [Invalid=0 /-]		
Value	Label	Cases	Percentage
0	(0)Skip	1563	61.3%
1		97	3.8%
2		69	2.7%
3		80	3.1%
4		76	3.0%
5		73	2.9%
6		84	3.3%
7		64	2.5%
8		75	2.9%
9		101	4.0%
10		92	3.6%
11		85	3.3%
12		78	3.1%
97	(97)Don't know	0	
98	(98)Refuse to answer	12	0.5%
99	(99)missing	2	0.1%
<i>Warning: these figures indicate the number of cases found in the data file. They cannot be interpreted as summary statistics of the population of interest.</i>			
# m3sspbirthplace: Spouse's personal data:Birth place			
Information	[Type= discrete] [Format=numeric] [Range= 0-9] [Missing=*]		
Statistics [NW/ W]	[Valid=2551 /-] [Invalid=0 /-]		
Value	Label	Cases	Percentage
0	(0)Skip	1563	61.3%
1	(1)Taiwan: including Penghu, Kinmen, Mazu, etc.	938	36.8%
2	(2)Other place	37	1.5%
7	(7)Don't know	0	
8	(8)Refuse to answer	10	0.4%
9	(9)missing	3	0.1%
<i>Warning: these figures indicate the number of cases found in the data file. They cannot be interpreted as summary statistics of the population of interest.</i>			
# m3sspocc: Spouse's personal data:Employment status			
Information	[Type= discrete] [Format=numeric] [Range= 0-9] [Missing=*]		
Statistics [NW/ W]	[Valid=2551 /-] [Invalid=0 /-]		

m3sspoc: Spouse's personal data:Employment status

Value	Label	Cases	Percentage
0	(0)Skip	1563	61.3%
1	(1)Have a full time job now	813	31.9%
2	(2)Have a part time job now	18	0.7%
3	(3)Had work before, not anymore	138	5.4%
4	(4)Have never worked	4	0.2%
5	(5)Other	1	0.0%
7	(7)Don't know	2	0.1%
8	(8)Refuse to answer	11	0.4%
9	(9)missing	1	0.0%

Warning: these figures indicate the number of cases found in the data file. They cannot be interpreted as summary statistics of the population of interest.

m3ssp_indus: Spouse's personal data:Employment status:Industry

Information [Type= continuous] [Format=numeric] [Range= 0-999] [Missing=*]

Statistics [NW/ W] [Valid=2551 /-] [Invalid=0 /-]

Value	Label	Cases	Percentage
0	0 Skip	1706	66.9%
11	011 Growing of Crops	0	
12	012 Animal Husbandry	0	
13	013 Support Activities to Agricultural and Animal Husbandry	0	
20	020 Forestry	0	
31	031 Fishing	1	0.0%
32	032 Aquaculture	0	
50	050 Extraction of Crude Petroleum and Natural Gas	0	
60	060 Quarrying of Stone, Sand, Clay and Other Mining	0	
81	081 Processing and Preserving of Meat	0	
82	082 Processing and Preserving of Fish, Crustaceans and Mollu	0	
83	083 Processing and Preserving of Fruit and Vegetables	1	0.0%
84	084 Manufacture of Edible Vegetable and Animal Oils and Fats	0	
85	085 Manufacture of Dairy Products	0	
86	086 Grain Husking, Manufacture of Grain Mill Products, Starc	0	
87	087 Manufacture of Prepared Animal Feeds	0	
89	089 Manufacture of Other Food Products	8	0.3%
91	091 Manufacture of Alcoholic Beverages	0	
92	092 Manufacture of Non-alcoholic Beverages	0	
100	100 Manufacture of Tobacco Products	0	
111	111 Spinning of Yarn	1	0.0%
112	112 Weaving of Textiles	3	0.1%
113	113 Manufacture of Non-woven Fabrics	0	
114	114 Finishing of Textiles	0	
115	115 Manufacture of Textile Products	2	0.1%
121	121 Manufacture of Wearing Apparel	3	0.1%
123	123 Manufacture of Clothing Accessories	1	0.0%
130	130 Manufacture of Leather, Fur and Related Products	1	0.0%
140	140 Manufacture of Wood and of Products of Wood and Bamboo	2	0.1%
151	151 Manufacture of Pulp, Paper and Paperboard	1	0.0%

m3ssp_indus: Spouse's personal data:Employment status:Industry

Value	Label	Cases	Percentage
152	152 Manufacture of Containers of Paper and Paperboard	1	0.0%
159	159 Manufacture of Other Paper Products	1	0.0%
160	160 Printing and Reproduction of Recorded Media	4	0.2%
170	170 Manufacture of Petroleum and Coal Products	0	
181	181 Manufacture of Chemical Material	0	
183	183 Manufacture of Fertilizers and Nitrogen Compounds	0	
184	184 Manufacture of Plastic and Synthetic Rubber Materials	0	
185	185 Manufacture of Man-made Fibers	0	
191	191 Manufacture of Pesticides and Environmental Agents	0	
192	192 Manufacture of Coatings, Dyes and Pigments	0	
193	193 Manufacture of Cleaning Preparations and Cosmetics	1	0.0%
199	199 Manufacture of Other Chemical Products Not Elsewhere Cla	0	
200	200 Manufacture of Pharmaceuticals and Medicinal Chemical Pr	5	0.2%
210	210 Manufacture of Rubber Products	3	0.1%
220	220 Manufacture of Plastics Products	5	0.2%
231	231 Manufacture of Glass and Glass Products	0	
232	232 Manufacture of Refractory Products, Clay Building Materi	1	0.0%
233	233 Manufacture of Cement and Cement Products	1	0.0%
234	234 Cutting, Shaping and Finishing of Stone	0	
239	239 Manufacture of Other Non-metallic Mineral Products	0	
241	241 Manufacture of Basic Iron and Steel	1	0.0%
242	242 Manufacture of Aluminum	0	
243	243 Manufacture of Copper	0	
249	249 Manufacture of Other Basic Metals	1	0.0%
251	251 Manufacture of Cutlery, Metal Hand Tools and Die	5	0.2%
252	252 Manufacture of Metal Structure and Architectural Compone	2	0.1%
253	253 Manufacture of Metal Containers	1	0.0%
254	254 Metalworking Activities	6	0.2%
259	259 Manufacture of Other Fabricated Metal Products	7	0.3%
261	261 Manufacture of Semi-conductors	28	1.1%
262	262 Manufacture of Electronic Passive Devices	3	0.1%
263	263 Manufacture of Bare Printed Circuit Boards	3	0.1%
264	264 Manufacture of Optoelectronic Materials and Components	9	0.4%
269	269 Manufacture of Other Electronic Parts and Components	4	0.2%
271	271 Manufacture of Computers and Peripheral Equipment	22	0.9%
272	272 Manufacture of Communication Equipment	3	0.1%
273	273 Manufacture of Audio and Video Equipment	0	
274	274 Manufacture of Magnetic and Optical Media	0	
275	275 Manufacture of Measuring, Navigating, Control Equipment,	2	0.1%
276	276 Manufacture of Irradiation and Electromedical Equipment	0	
277	277 Manufacture of Optical Instruments and Equipment	4	0.2%
281	281 Manufacture of Power Generation, Transmission and Distri	2	0.1%
282	282 Manufacture of Batteries and Accumulators	1	0.0%
283	283 Manufacture of Wiring and Wiring Devices	1	0.0%
284	284 Manufacture of Lighting Equipment	1	0.0%

m3ssp_indus: Spouse's personal data:Employment status:Industry

Value	Label	Cases	Percentage
285	285 Manufacture of Domestic Appliances	4	0.2%
289	289 Manufacture of Other Electrical Equipment	0	
291	291 Manufacture of Metal-working Machinery	6	0.2%
292	292 Manufacture of Other Special-purpose Machinery	5	0.2%
293	293 Manufacture of General-purpose Machinery	2	0.1%
301	301 Manufacture of Motor Vehicles	2	0.1%
302	302 Manufacture of Bodies (Coachwork) for Motor Vehicles	0	
303	303 Manufacture of Parts for Motor Vehicles	3	0.1%
311	311 Manufacture of Ships, Boats and Floating Structures	1	0.0%
312	312 Manufacture of Motorcycles and Parts	0	
313	313 Manufacture of Bicycles and Parts	0	
319	319 Manufacture of Other Transport Equipment and Parts Not E	0	
321	321 Manufacture of Non-metallic Furniture	1	0.0%
322	322 Manufacture of Metallic Furniture	4	0.2%
331	331 Manufacture of Sports and Recreational Goods	0	
332	332 Manufacture of Medical Instruments and Supplies	2	0.1%
339	339 Manufacturing Not Elsewhere Classified	0	
340	340 Repair and Installation of Industrial Machinery and Equi	1	0.0%
351	351 Electricity Supply	4	0.2%
352	352 Gas Supply	0	
353	353 Steam Supply	0	
360	360 Water Supply	0	
370	370 Wastewater and Sewage Treatment	0	
381	381 Waste Collection	0	
382	382 Waste Treatment and Disposal	0	
383	383 Materials Recovery	1	0.0%
390	390 Remediation Activities and Other Waste Management Servic	0	
410	410 Construction of Buildings	12	0.5%
421	421 Construction of Roads and Railways	0	
422	422 Construction of Utility Projects	2	0.1%
429	429 Construction of Other Civil Engineering Projects	6	0.2%
431	431 Site Preparation, Foundation and Structure Construction	4	0.2%
432	432 Landscape Construction	0	
433	433 Electrical, Plumbing and Other Construction Installation	10	0.4%
434	434 Building Completion and Finishing	11	0.4%
439	439 Other Specialized Construction Activities	3	0.1%
451	451 Wholesale on a Fee or Contract Basis	4	0.2%
452	452 Wholesale of General Merchandise	1	0.0%
453	453 Wholesale of Agricultural Raw Materials and Live Animals	0	
454	454 Wholesale of Food, Beverages and Tobacco	10	0.4%
455	455 Wholesale of Textiles and Clothing	2	0.1%
456	456 Wholesale of Household Appliances and Goods	6	0.2%
457	457 Wholesale of Pharmaceutical and Medical Goods and Cosmet	6	0.2%
458	458 Wholesale of Cultural and Recreation Goods	2	0.1%
461	461 Wholesale of Construction Materials	4	0.2%

m3ssp_indus: Spouse's personal data:Employment status:Industry

Value	Label	Cases	Percentage
462	462 Wholesale of Chemical Materials and Chemical Products	2	0.1%
463	463 Wholesale of Fuel and Related Products	1	0.0%
464	464 Wholesale of Machinery and Equipment	4	0.2%
465	465 Wholesale of Motor Vehicles and Motorcycles and Related	0	
469	469 Other Specialized Wholesale	3	0.1%
471	471 Retail Sale in Non-specialized Stores	14	0.5%
472	472 Retail Sale of Food, Beverages and Tobacco in Specialize	13	0.5%
473	473 Retail Sale of Textiles and Clothing in Specialized Stor	5	0.2%
474	474 Retail Sale of Household Appliances and Goods in Special	8	0.3%
475	475 Retail Sale of Pharmaceutical and Medical Goods and Cosm	7	0.3%
476	476 Retail Sale of Cultural and Recreation Goods in Speciali	0	
481	481 Retail Sale of Construction Materials in Specialized Sto	1	0.0%
482	482 Retail Sale of Fuel and Related Products in Specialized	2	0.1%
483	483 Retail Sale of Information and Communications Equipment	7	0.3%
484	484 Retail Sale of Motor Vehicles, Motorcycles and Related P	11	0.4%
485	485 Other Retail Sale in Specialized Stores	4	0.2%
486	486 Retail Sale via Stalls	2	0.1%
487	487 Retail Trade Not in Stores or Stalls	12	0.5%
491	491 Transport via Railways	2	0.1%
492	492 Public Rapid Transit	3	0.1%
493	493 Bus Transportation	2	0.1%
494	494 Freight Truck Transport	3	0.1%
499	499 Other Land Transportation	0	
501	501 Ocean Transportation	1	0.0%
502	502 Inland and Lake Transportation	0	
510	510 Air Transport	6	0.2%
521	521 Customs Clearance Services	1	0.0%
522	522 Shipping Agency Services	1	0.0%
523	523 Freight Transportation Forwarding Services	4	0.2%
524	524 Service Activities Incidental to Land Transportation	1	0.0%
525	525 Service Activities Incidental to Water Transportation	0	
526	526 Service Activities Incidental to Air Transportation	0	
529	529 Other Transportation Support Activities	1	0.0%
530	530 Warehousing and Storage	2	0.1%
541	541 Postal Activities	0	
542	542 Courier Activities	1	0.0%
551	551 Short Term Accommodation Activities	9	0.4%
559	559 Other Accommodation	0	
561	561 Food Service Activities	36	1.4%
562	562 Event Catering and Other Food Service Activities	2	0.1%
563	563 Beverage Serving Activities	4	0.2%
581	581 Publishing of Books, Periodicals and Other Publishing Ac	2	0.1%
582	582 Software Publishing	1	0.0%
591	591 Motion Picture, Video and Television Programme Activitie	4	0.2%
592	592 Sound Recording and Music Publishing Activities	0	

m3ssp_indus: Spouse's personal data:Employment status:Industry

Value	Label	Cases	Percentage
601	601 Radio Broadcasting	1	0.0%
602	602 Television Broadcasting and Subscription Programming	1	0.0%
610	610 Telecommunications	7	0.3%
620	620 Computer Programming, Consultancy and Related Activities	15	0.6%
631	631 Data Processing, Hosting and Related Activities, Web Por	7	0.3%
639	639 Other Information Service Activities	1	0.0%
641	641 Monetary Intermediation	19	0.7%
642	642 Activities of Holding Companies	2	0.1%
643	643 Trusts, Funds and Similar Financial Entities	0	
649	649 Other Financial Service Activities	3	0.1%
651	651 Insurance of the Person	23	0.9%
652	652 Non-life Insurance	0	
653	653 Reinsurance	0	
654	654 Pension Funding	0	
655	655 Activities Auxiliary to Insurance	2	0.1%
661	661 Securities	3	0.1%
662	662 Commodity Contracts	0	
664	664 Fund Management Activities	0	
669	669 Other Activities Auxiliary to Financial Service Activiti	1	0.0%
670	670 Real Estate Development Activities	2	0.1%
681	681 Real Estate Operation Activities	4	0.2%
689	689 Other Real Estate Activities	2	0.1%
691	691 Legal Activities	1	0.0%
692	692 Accounting, Bookkeeping and Auditing Activities; Tax Con	5	0.2%
701	701 Activities of Head Offices	0	
702	702 Management Consultancy Activities	2	0.1%
711	711 Architecture and Engineering Activities and Related Tech	8	0.3%
712	712 Technical Testing and Analysis	0	
721	721 Research and Experimental Development on Natural Science	3	0.1%
722	722 Research and Experimental Development on Social Sciences	0	
723	723 Miscellaneous Scientific Research and Development	2	0.1%
731	731 Advertising	9	0.4%
732	732 Market Research and Public Opinion Polling	0	
740	740 Specialized Design Activities	6	0.2%
750	750 Veterinary Activities	0	
760	760 Other Professional, Scientific and Technical Activities	3	0.1%
771	771 Renting and Leasing of Machinery and Equipment	1	0.0%
772	772 Renting and Leasing of Transport Equipment	0	
773	773 Renting and Leasing of Personal and Household Goods	0	
774	774 Leasing of Intellectual Property and Similar Products, E	0	
781	781 Activities of Employment Placement Agencies	0	
782	782 Human Resources Provision Activities	0	
790	790 Travel agency, Tour Operator, Reservation Service and Re	1	0.0%
800	800 Security and Investigation Activities	1	0.0%
811	811 Combined Facilities Support Activities	1	0.0%

m3ssp_indus: Spouse's personal data:Employment status:Industry

Value	Label	Cases	Percentage
812	812 Cleaning Activities	1	0.0%
813	813 Landscape Care and Maintenance Service Activities	0	
820	820 Office Administrative and Support Activities	2	0.1%
831	831 Public Administration	40	1.6%
832	832 Defence Activities	15	0.6%
833	833 Compulsory Social Security Activities	0	
840	840 Activities of Extraterritorial Organizations and Bodies	1	0.0%
851	851 Pre-primary Education	7	0.3%
852	852 Primary Education	7	0.3%
853	853 Junior High Education	8	0.3%
854	854 Senior Secondary Education	3	0.1%
855	855 Higher Education	6	0.2%
856	856 Special Education	0	
858	858 Educational Support Activities	0	
859	859 Other Education	14	0.5%
861	861 Hospital Activities	28	1.1%
862	862 Clinic Activities	8	0.3%
869	869 Other Human Health Activities	2	0.1%
870	870 Residential Care Activities	4	0.2%
880	880 Social Work Activities without Accommodation	6	0.2%
901	901 Artistic Creation	0	
902	902 Performing Arts	0	
903	903 Support Activities to Creative and Performing Arts	0	
910	910 Libraries, Archives, Museums and Other Cultural Activiti	0	
920	920 Gambling and Betting Activities	1	0.0%
931	931 Sports Activities	4	0.2%
932	932 Amusement and Recreation Activities	2	0.1%
941	941 Activities of Religious Organizations	2	0.1%
942	942 Activities of Business, Employers, Professional Membersh	2	0.1%
949	949 Activities of Other Membership Organizations	2	0.1%
951	951 Maintenance and Repair of Motor Vehicles and Motor Vehic	3	0.1%
952	952 Repair of Computers, Communication Equipment and Electro	2	0.1%
959	959 Maintenance and Repair of Other Personal and Household G	1	0.0%
961	961 Washing and (Dry-) Cleaning of Textile and Fur Products	0	
962	962 Beauty Treatment	6	0.2%
963	963 Funeral and Related Activities	1	0.0%
964	964 Activities of Households as Employers of Domestic Person	0	
969	969 Other Personal Service Activities Not Elsewhere Classifi	1	0.0%
994	994 irregular	0	
995	995 Overseas	0	
997	997 Don't know	18	0.7%
998	998 Refuse to answer	18	0.7%
999	999 missing	41	1.6%

Warning: these figures indicate the number of cases found in the data file. They cannot be interpreted as summary statistics of the population of interest.

# m3ssp_occu: Spouse's personal data:Employment status:career/occupation			
Information	[Type= continuous] [Format=numeric] [Range= 0-9999] [Missing=*]		
Statistics [NW/ W]	[Valid=2551 /-] [Invalid=0 /-]		
Value	Label	Cases	Percentage
0	0 Skip	1706	66.9%
100	0100 Armed Forces Occupations	16	0.6%
1000	1000 Legislators, Senior Officials and Managers	0	
1100	1100 Legislators, Senior Officials and Chief Executives	0	
1110	1110 Legislators and Senior Officials	0	
1111	1111 Legislators	0	
1112	1112 Senior Government Officials	1	0.0%
1113	1113 Senior Officials of Special-Interest Organizations	0	
1120	1120 Managing Directors and Chief Executives	2	0.1%
1200	1200 Administrative and Commercial Managers	0	
1210	1210 Business Services and Administration Managers	0	
1211	1211 Finance Managers	1	0.0%
1212	1212 Human Resource Managers	1	0.0%
1219	1219 Other Business Services and Administration Managers	2	0.1%
1220	1220 Sales, Marketing and Development Managers	0	
1221	1221 Sales and Marketing Managers	8	0.3%
1222	1222 Advertising and Public Relations Managers	0	
1223	1223 Research and Development Managers	2	0.1%
1300	1300 Production and Specialized Services Managers	0	
1310	1310 Production Managers in Agriculture, Forestry and Fisher	0	
1320	1320 Mining, Manufacturing, Construction, and Distribution M	0	
1321	1321 Mining Managers	0	
1322	1322 Manufacturing Managers	3	0.1%
1323	1323 Construction Managers	0	
1324	1324 Supply, Distribution and Storage Managers	1	0.0%
1330	1330 Information and Communications Technology Service Manag	1	0.0%
1340	1340 Professional Services Managers	0	
1341	1341 Health Service Managers	0	
1342	1342 Aged Care Service Managers	1	0.0%
1343	1343 Social Welfare Managers	0	
1344	1344 Education Managers	0	
1345	1345 Financial and Insurance Services Branch Managers	0	
1349	1349 Other Professional Services Managers	0	
1400	1400 Hospitality, Retail and Other Establishments Services M	0	
1410	1410 Hotel and Restaurant Managers	0	
1411	1411 Hotel Managers	0	
1412	1412 Restaurant Managers	2	0.1%
1420	1420 Wholesale and Retail Trade Managers	2	0.1%
1490	1490 Other Establishment Services Managers	0	
1491	1491 Sports, Recreation and Cultural Center Managers	0	
1499	1499 Establishment Services Managers Not Elsewhere Classifie	2	0.1%
2000	2000 Professionals	0	
2100	2100 Science and Engineering Professionals	0	

m3ssp_occu: Spouse's personal data:Employment status:career/occupation

Value	Label	Cases	Percentage
2110	2110 Physical, Chemical and Earth Science Professionals	0	
2111	2111 Physicists and Astronomers	0	
2112	2112 Meteorologists	0	
2113	2113 Chemists	0	
2114	2114 Geologists and Geophysicists	0	
2120	2120 Mathematicians, Actuaries and Statisticians	0	
2130	2130 Life Science Professionals	0	
2131	2131 Biologists, Botanists, Zoologists and Related Professio	3	0.1%
2132	2132 Agriculture, Forestry and Fishery Professionals	0	
2133	2133 Environmental Protection Professionals	0	
2140	2140 Engineering Professionals (Excluding Electrotechnology)	0	
2141	2141 Industrial and Production Engineers	3	0.1%
2142	2142 Civil Engineers	2	0.1%
2143	2143 Environmental Engineers	1	0.0%
2144	2144 Mechanical Engineers	1	0.0%
2145	2145 Chemical Engineers	0	
2146	2146 Mining Engineers, Metallurgists and Related Professiona	0	
2149	2149 Other Engineering Professionals	4	0.2%
2150	2150 Electrotechnology Engineers	0	
2151	2151 Electrical Engineers	2	0.1%
2152	2152 Electronics Engineers	24	0.9%
2153	2153 Telecommunications Engineers	0	
2160	2160 Architects, Planners and Surveyors	0	
2161	2161 Building Architects	0	
2162	2162 Town and Traffic Planners	1	0.0%
2163	2163 Surveyors and Cartographers	1	0.0%
2170	2170 Designers	0	
2171	2171 Interior Architects	4	0.2%
2172	2172 Graphic and Multimedia Designers	4	0.2%
2173	2173 Product and Garment Designers	5	0.2%
2200	2200 Health Professionals	0	
2210	2210 Medical Doctors	4	0.2%
2220	2220 Nursing and Midwifery Professionals	14	0.5%
2230	2230 Dentists	0	
2240	2240 Doctors of Chinese Medicine	0	
2250	2250 Veterinarians	0	
2260	2260 Pharmacists	1	0.0%
2290	2290 Other Health Professionals	0	
2291	2291 Environmental and Occupational Health and Hygiene Profe	0	
2292	2292 Physiotherapists	0	
2293	2293 Dieticians and Nutritionists	0	
2294	2294 Audiologists and Speech Therapists	2	0.1%
2295	2295 Occupational Therapists	1	0.0%
2299	2299 Health Professionals Not Elsewhere Classified	1	0.0%
2300	2300 Teaching Professionals	0	

m3ssp_occu: Spouse's personal data:Employment status:career/occupation

Value	Label	Cases	Percentage
2310	2310 Higher Education Teachers	5	0.2%
2320	2320 Secondary Education Teachers	9	0.4%
2330	2330 Primary School and Early Childhood Teachers	0	
2331	2331 Primary School Teachers	8	0.3%
2332	2332 Early Childhood Educators	5	0.2%
2340	2340 Special Education Teachers	0	
2390	2390 Other Teaching Professionals	0	
2391	2391 Language Teachers(Excluding School Teachers)	3	0.1%
2392	2392 Music Teachers(Excluding School Teachers)	0	
2393	2393 Arts Teachers(Excluding School Teachers)	2	0.1%
2394	2394 Information Technology Trainers	0	
2395	2395 Cram School Teachers for Schoolwork and Employment Elig	5	0.2%
2399	2399 Teaching Professionals Not Elsewhere Classified	2	0.1%
2400	2400 Business and Administration Professionals	0	
2410	2410 Finance Professionals	0	
2411	2411 Accounting Professionals	4	0.2%
2412	2412 Financial and Investment Advisers	2	0.1%
2420	2420 Administration Professionals	0	
2421	2421 Organization and Policy Administration Professionals	2	0.1%
2422	2422 Personnel, Training and Staff Development Professionals	5	0.2%
2430	2430 Marketing, Public Relations and Technical Sales Profess	0	
2431	2431 Advertising and Marketing Professionals	5	0.2%
2432	2432 Public Relations Professionals	3	0.1%
2433	2433 Information and Communications Technology Sales Profess	1	0.0%
2434	2434 Medical and Other Technical Sales Professionals	3	0.1%
2500	2500 Information and Communications Technology Professionals	0	
2510	2510 Software and Applications Developers and Analysts	1	0.0%
2511	2511 Systems Analysts and Designers	4	0.2%
2512	2512 Software Developers and Programmers	18	0.7%
2513	2513 Web and Multimedia Developers	2	0.1%
2519	2519 Other Software and Applications Developers and Analysts	0	
2520	2520 Database and Network Professionals	0	
2521	2521 Database Designers and Administrators	2	0.1%
2522	2522 Systems Administrators	3	0.1%
2523	2523 Computer Network Professionals	0	
2529	2529 Other Database and Network Professionals	0	
2600	2600 Legal, Social and Cultural Professionals	0	
2610	2610 Legal Professionals	0	
2611	2611 Lawyers and Public Advocates	1	0.0%
2612	2612 Judges	0	
2613	2613 Public Prosecutors	0	
2619	2619 Other Legal Professionals	1	0.0%
2620	2620 Archivists, Curators and Librarians	0	
2621	2621 Archivists and Curators	0	
2622	2622 Librarians and Related Information Professionals	0	

m3ssp_occu: Spouse's personal data:Employment status:career/occupation

Value	Label	Cases	Percentage
2630	2630 Social and Religious Professionals	0	
2631	2631 Economists	0	
2632	2632 Sociologists, Anthropologists and Related Professionals	0	
2633	2633 Philosophers, Historians and Political Scientists	0	
2634	2634 Psychologists	2	0.1%
2635	2635 Social Work Professionals	3	0.1%
2636	2636 Religious Professionals	0	
2640	2640 Authors, Journalists and Linguists	0	
2641	2641 Authors and Related Writers	1	0.0%
2642	2642 Journalists	0	
2643	2643 Linguists, Translators and Interpreters	0	
2650	2650 Creative and Performing Artists	0	
2651	2651 Visual Artists	0	
2652	2652 Musicians, Singers and Composers	0	
2653	2653 Dancers and Choreographers	0	
2654	2654 Film, Stage and Related Directors and Producers	2	0.1%
2655	2655 Actors	0	
2656	2656 Announcers On Radio, Television and Other Media	0	
2659	2659 Other Creative and Performing Artists	0	
3000	3000 Technicians and Associate Professionals	0	
3100	3100 Science and Engineering Associate Professionals	0	
3110	3110 Physical, Chemical and Engineering Science Technicians	0	
3111	3111 Physical and Chemical Science Technicians	0	
3112	3112 Civil Engineering Technicians	5	0.2%
3113	3113 Electrical Engineering Technicians	5	0.2%
3114	3114 Electronics Engineering Technicians	5	0.2%
3115	3115 Mechanical Engineering Technicians	2	0.1%
3116	3116 Chemical Engineering Technicians	1	0.0%
3117	3117 Industrial and Production Technicians	2	0.1%
3118	3118 Draughtspersons	4	0.2%
3119	3119 Other Engineering Science Technicians	0	
3120	3120 Mining, Manufacturing and Construction Supervisors	0	
3121	3121 Mining Supervisors	0	
3122	3122 Manufacturing Supervisors	4	0.2%
3123	3123 Construction Supervisors	5	0.2%
3130	3130 Process Control Technicians	0	
3131	3131 Power Production Plant Operators	0	
3132	3132 Incinerator ,Water Treatment and Related Plant Operator	0	
3133	3133 Chemical Processing Plant Controllers	0	
3134	3134 Petroleum and Natural Gas Refining Plant Operators	0	
3135	3135 Metal Production Process Controllers	0	
3139	3139 Other Process Control Technicians	1	0.0%
3140	3140 Life Science Technicians and Related Associate Professi	0	
3141	3141 Life Science Technicians	1	0.0%
3142	3142 Agricultural, Forestry and Fishery Technicians and Popu	0	

m3ssp_occu: Spouse's personal data:Employment status:career/occupation

Value	Label	Cases	Percentage
3150	3150 Ship and Aircraft Controllers and Related Technicians	0	
3151	3151 Ships' Engineers	0	
3152	3152 Ships' Deck Officers and Pilots	0	
3153	3153 Aircraft Pilots and Related Associate Professionals	2	0.1%
3154	3154 Air Traffic Controllers	0	
3155	3155 Air Traffic Safety Electronics Technicians	0	
3200	3200 Health Associate Professionals	0	
3210	3210 Medical and Pharmaceutical Technicians	0	
3211	3211 Medical Imaging and Therapeutic Equipment Technicians	2	0.1%
3212	3212 Medical and Pathology Laboratory Technicians	2	0.1%
3213	3213 Pharmaceutical Technicians and Assistants	0	
3214	3214 Medical and Dental Prosthetic Technicians	1	0.0%
3220	3220 Nursing Associate Professionals	2	0.1%
3230	3230 Traditional Medicine Technicians	2	0.1%
3240	3240 Veterinary Associate Professionals	0	
3290	3290 Other Health Associate Professionals	0	
3291	3291 Dental Assistants and Therapists	2	0.1%
3292	3292 Medical Records and Health Information Technicians	0	
3293	3293 Dispensing Opticians	0	
3294	3294 Physiotherapy Technicians and Assistants	1	0.0%
3295	3295 Environmental and Occupational Health Technicians	0	
3296	3296 Ambulance Workers	0	
3299	3299 Health Associate Professionals Not Elsewhere Classified	1	0.0%
3300	3300 Business and Administration Associate Professionals	0	
3310	3310 Financial and Mathematical Associate Professionals	0	
3311	3311 Securities and Finance Dealers and Brokers	1	0.0%
3312	3312 Credit and Loans Officers	3	0.1%
3313	3313 Accounting Associate Professionals	3	0.1%
3314	3314 Statistical, Mathematical and Actuarial Associate Prof	2	0.1%
3315	3315 Valuers and Loss Assessors	0	
3320	3320 Sales and Purchasing Agents and Brokers	0	
3321	3321 Insurance Representatives	17	0.7%
3322	3322 Commercial Sales Representatives	63	2.5%
3323	3323 Buyers	9	0.4%
3324	3324 Trade Brokers	0	
3330	3330 Business Services Agents	0	
3331	3331 Clearing and Forwarding Agents	1	0.0%
3332	3332 Conference and Event Planners	2	0.1%
3333	3333 Employment Agents and Contractors	1	0.0%
3334	3334 Real Estate Agents and Property Managers	3	0.1%
3339	3339 Other Business Services Agents	0	
3340	3340 Office Supervisors and Specialized Secretaries	0	
3341	3341 Office Supervisors	9	0.4%
3342	3342 Specialized Secretaries	2	0.1%
3350	3350 Regulatory Government Associate Professionals	0	

m3ssp_occu: Spouse's personal data:Employment status:career/occupation

Value	Label	Cases	Percentage
3351	3351 Customs and Border Inspectors	1	0.0%
3352	3352 Government Tax and Excise Officials	0	
3353	3353 Government Social Benefits Officials	0	
3354	3354 Government Licensing Officials	0	
3355	3355 Police Inspectors	0	
3359	3359 Other Government Regulatory Associate Professionals	1	0.0%
3400	3400 Legal, Social, Cultural and Related Associate Professio	0	
3410	3410 Legal, Social and Religious Associate Professionals	0	
3411	3411 Legal and Related Associate Professionals	0	
3412	3412 Social Work Associate Professionals	1	0.0%
3413	3413 Religious Associate Professionals	1	0.0%
3420	3420 Sports and Fitness Workers	0	
3421	3421 Athletes and Sports Players	0	
3422	3422 Sports, Fitness and Recreation Instructors	3	0.1%
3430	3430 Artistic, Cultural and Culinary Associate Professionals	0	
3431	3431 Photographers	4	0.2%
3432	3432 Gallery, Library and Museum Associate Professionals	0	
3433	3433 Chefs	1	0.0%
3439	3439 Other Artistic and Cultural Associate Professionals	2	0.1%
3500	3500 Information and Communications Technicians	0	
3510	3510 Information and Communications Technology Technicians	0	
3511	3511 Information and Communications Technology Operations Te	1	0.0%
3512	3512 Information and Communications Technology User Support	1	0.0%
3513	3513 Computer Network and Systems Technicians	1	0.0%
3514	3514 Web Technicians	2	0.1%
3520	3520 Telecommunications and Broadcasting Technicians	0	
3521	3521 Broadcasting and Audio-Visual Technicians	0	
3522	3522 Telecommunications Engineering Technicians	0	
4000	4000 Clerical Support Workers	0	
4100	4100 General And Keyboard Clerks	0	
4110	4110 General Office Clerks	58	2.3%
4120	4120 Clerical Secretaries	8	0.3%
4130	4130 Keyboard Operator and Related Clerks	4	0.2%
4200	4200 Customer Services Clerks	0	
4210	4210 Tellers, Debt-Collectors and Related Clerks	0	
4211	4211 Bank Tellers and Related Clerks	3	0.1%
4212	4212 Bookmakers, Croupiers and Related Gaming Workers	1	0.0%
4213	4213 Pawnbrokers and Money-Lenders	0	
4214	4214 Debt-Collectors and Related Workers	1	0.0%
4220	4220 Client Information Workers	0	
4221	4221 Travel Consultants and Clerks	2	0.1%
4222	4222 Receptionists and Information Counter Clerks	7	0.3%
4223	4223 Telephone Switchboard Operators	0	
4224	4224 Contact Center Information Clerks	5	0.2%
4225	4225 Survey And Market Research Interviewers	0	

m3ssp_occu: Spouse's personal data:Employment status:career/occupation

Value	Label	Cases	Percentage
4229	4229 Other Client Information Workers	1	0.0%
4300	4300 Accounting, Production, Transport and Related Clerks	0	
4310	4310 Accounting, Statistical and Related Clerks	0	
4311	4311 Accounting and Bookkeeping Clerks	19	0.7%
4312	4312 Statistical, Finance and Insurance Clerks	0	
4320	4320 Production, Transport and Related Clerks	0	
4321	4321 Stock Clerks	5	0.2%
4322	4322 Production Clerks	3	0.1%
4323	4323 Transport Clerks	1	0.0%
4900	4900 Other Clerical Support Workers	0	
4910	4910 Personnel Clerks	5	0.2%
4990	4990 Clerical Support Workers Not Elsewhere Classified	0	
4991	4991 Library Clerks	0	
4992	4992 Mail Sorting Clerks and Carriers	0	
4993	4993 Coding, Proof-Reading and Related Clerks	0	
4994	4994 Filing and Copying Clerks	0	
4995	4995 Education and Related Clerks	2	0.1%
4999	4999 Other Clerical Support Workers Not Elsewhere Classified	1	0.0%
5000	5000 Service and Sales Workers	0	
5100	5100 Personal Service Workers	0	
5110	5110 Travel Attendants and Related Workers	0	
5111	5111 Flight Attendants and Ship Stewards	2	0.1%
5112	5112 Transport Conductors	1	0.0%
5113	5113 Travel Guides	1	0.0%
5120	5120 Cooks	16	0.6%
5130	5130 Food Service Workers	0	
5131	5131 Bartenders	5	0.2%
5139	5139 Other Food Service Workers	15	0.6%
5140	5140 Hairdressers, Beauticians, Modeling Designers and Relat	8	0.3%
5150	5150 Building and Housekeeping Supervisors	0	
5151	5151 Building Caretakers	0	
5152	5152 Domestic Housekeepers	1	0.0%
5159	5159 Other Establishment Housekeepers	1	0.0%
5190	5190 Other Personal Service Workers	0	
5191	5191 Astrologers, Fortune-Tellers and Related Workers	0	
5192	5192 Undertakers and Related Workers	0	
5193	5193 Pet Groomers and Animal Care Workers	2	0.1%
5194	5194 Driving Instructors	0	
5199	5199 Personal Service Workers Not Elsewhere Classified	3	0.1%
5200	5200 Sales Workers and Demonstrators	0	
5210	5210 Street and Market Salespersons	0	
5211	5211 Stall and Market Salespersons	4	0.2%
5212	5212 Street Food Salespersons	1	0.0%
5220	5220 Shop Salespersons	30	1.2%
5230	5230 Cashiers and Ticket Clerks	1	0.0%

m3ssp_occu: Spouse's personal data:Employment status:career/occupation

Value	Label	Cases	Percentage
5290	5290 Other Sales Workers and Demonstrators	0	
5291	5291 Fashion and Other Models	0	
5292	5292 Sales Demonstrators	1	0.0%
5293	5293 Door to Door Salespersons	1	0.0%
5294	5294 Contact Center Salespersons	8	0.3%
5295	5295 Service Station Attendants	0	
5296	5296 Food Service Counter Attendants	2	0.1%
5299	5299 Sales Workers Not Elsewhere Classified	1	0.0%
5300	5300 Personal Care Workers	0	
5310	5310 Child Care Workers	2	0.1%
5320	5320 Personal Care Workers in Health Services	1	0.0%
5400	5400 Protective Services Workers	0	
5401	5401 Firefighters	0	
5402	5402 Police Officers	6	0.2%
5403	5403 Bailiff and Correctional Officers	0	
5404	5404 Security Guards	0	
5409	5409 Other Protective Services Workers	0	
6000	6000 Skilled Agricultural, Forestry and Fishery Workers	0	
6010	6010 Agronomic and Garden Crop Growers	0	
6020	6020 Animal Producers	0	
6021	6021 Livestock Producers	0	
6022	6022 Poultry Producers	0	
6023	6023 Apiarists and Seri culturists	0	
6029	6029 Other Animal Producers	0	
6030	6030 Mixed Crop and Animal Producers	0	
6040	6040 Forestry and Related Workers	0	
6050	6050 Fishery Workers	0	
6051	6051 Aquaculture Workers	0	
6052	6052 Inland and Coastal Waters Fishery Workers	0	
6053	6053 Deep-Sea Fishery Workers	0	
7000	7000 Craft and Related Trades Workers	0	
7100	7100 Building and Related Trades Workers	0	
7110	7110 Building Frame and Related Trades Workers	0	
7111	7111 Bricklayers and Related Workers	0	
7112	7112 Stonemasons, Stone Cutters and Carvers	0	
7113	7113 Concrete Placers and Related Workers	2	0.1%
7114	7114 Carpenters and Joiners	7	0.3%
7119	7119 Other Building Frame and Related Trades Workers	4	0.2%
7120	7120 Building Finishers and Related Trades Workers	0	
7121	7121 Roofers	0	
7122	7122 Floor and Wall Layers, Tile Setters	2	0.1%
7123	7123 Plasterers	3	0.1%
7124	7124 Insulation Workers	0	
7125	7125 Glaziers	0	
7126	7126 Plumbers and Pipe Fitters	0	

m3ssp_occu: Spouse's personal data:Employment status:career/occupation

Value	Label	Cases	Percentage
7127	7127 Air Conditioning and Refrigeration Mechanics	2	0.1%
7130	7130 Painters, Building Structure Cleaners and Related Trade	0	
7131	7131 Painters, Spray Painters, Varnishers and Related Worker	2	0.1%
7132	7132 Building Structure Cleaners	0	
7200	7200 Metal, Machinery and Related Trades Workers	0	
7210	7210 Metal Moulders, Welders, Sheet-Metal Workers and Relate	0	
7211	7211 Metal Moulders and Coremakers	0	
7212	7212 Welders and Flame Cutters	4	0.2%
7213	7213 Sheet-Metal Workers	0	
7214	7214 Structural-Metal Preparers and Erectors	2	0.1%
7215	7215 Riggers and Cable Splicers	0	
7220	7220 Blacksmiths, Toolmakers and Related Trades Workers	0	
7221	7221 Blacksmiths, Hammersmiths and Forging Press Workers	0	
7222	7222 Toolmakers and Related Workers	3	0.1%
7223	7223 Metal Working Machine Tool Setters and Operators	2	0.1%
7224	7224 Metal Polishers and Tool Sharpeners	1	0.0%
7230	7230 Machinery Mechanics and Repairers	0	
7231	7231 Motor Vehicle Mechanics and Repairers	6	0.2%
7232	7232 Aircraft Engine Mechanics and Repairers	1	0.0%
7233	7233 Industrial Machinery Mechanics and Repairers	4	0.2%
7234	7234 Bicycle and Related Repairers	0	
7300	7300 Handicraft and Printing Workers	0	
7310	7310 Handicraft Workers	0	
7311	7311 Precision-Instrument Makers and Repairers	1	0.0%
7312	7312 Musical Instrument Makers and Tuners	0	
7313	7313 Jewellery and Precious-metal Workers	0	
7314	7314 Potters and Related Workers	1	0.0%
7315	7315 Glass Makers, Cutters, Grinders and Finishers	0	
7316	7316 Sign Writers, Decorative Painters, Engravers and Etcher	0	
7317	7317 Handicraft Workers in Wood, Bamboo, Rattan and Related	0	
7318	7318 Handicraft Workers in Textile, Leather and Related Mate	0	
7319	7319 Other Handicraft Workers	0	
7320	7320 Printing Trades Workers	0	
7321	7321 Pre-Press Technicians	1	0.0%
7322	7322 Printers	3	0.1%
7323	7323 Print Binding and Related Workers	0	
7400	7400 Electrical and Electronic Trades Workers	0	
7410	7410 Electrical Equipment Installers and Repairers	0	
7411	7411 Building and Related Electricians	4	0.2%
7412	7412 Electrical Mechanics and Fitters	2	0.1%
7413	7413 Electrical Line Installers and Repairers	3	0.1%
7420	7420 Electronic Equipment Installers and Repairers	0	
7421	7421 Information and Communications Technology Installers an	0	
7429	7429 Other Electronic Equipment Installers and Repairers	0	
7900	7900 Other Craft and Related Trades Workers	0	

m3ssp_occu: Spouse's personal data:Employment status:career/occupation

Value	Label	Cases	Percentage
7910	7910 Food Processing and Related Trades Workers	0	
7911	7911 Butchers, Fishmongers and Related Food Preparers	0	
7912	7912 Bakers, Pastry-cooks and Confectionery Makers	5	0.2%
7913	7913 Dairy-Products Makers	0	
7914	7914 Fruit, Vegetable and Related Preservers	1	0.0%
7915	7915 Food and Beverage Tasters and Graders	0	
7919	7919 Other Food Processing and Related Trades Workers	1	0.0%
7920	7920 Wood Treaters, Cabinet-makers and Related Trades Worker	0	
7921	7921 Wood Dryer Tenders and Preservers	0	
7922	7922 Cabinet-makers and Related Workers	0	
7923	7923 Woodworking-Machine Tool Setters and Operators	0	
7930	7930 Garment and Related Trades Workers	0	
7931	7931 Tailors, Dressmakers, Furriers and Hatters	0	
7932	7932 Garment and Related Patternmakers and Cutters	0	
7933	7933 Sewers, Embroiderers and Related Workers	1	0.0%
7934	7934 Pelt Dressers, Tanners and Fellmongers	0	
7935	7935 Shoemakers and Related Workers	0	
7990	7990 Craft and Related Workers Not Elsewhere Classified	0	
7991	7991 Underwater Divers	0	
7992	7992 Shotfirers and Blasters	0	
7993	7993 Product Graders and Testers (Except Foods and Beverages	1	0.0%
7994	7994 Fumigators and Other Pest and Weed Controllers	1	0.0%
7999	7999 Other Craft and Related Workers Not Elsewhere Classifie	0	
8000	8000 Plant and Machine Operators, and Assemblers	0	
8100	8100 Stationary Plant and Machine Operators	0	
8110	8110 Mining and Mineral Processing Plant Operators	0	
8111	8111 Miners and Quarriers	0	
8112	8112 Mineral and Stone Processing Plant Operators	0	
8113	8113 Well Drillers and Related Workers	0	
8114	8114 Cement, Stone and Other Mineral Products Machine Operat	0	
8120	8120 Metal Processing and Finishing Plant Operators	0	
8121	8121 Metal Processing Plant Operators	5	0.2%
8122	8122 Metal Plating and Coating Machine Operators	0	
8130	8130 Chemical and Photographic Products Plant and Machine Op	0	
8131	8131 Pharmaceutical and Toiletry Products Machine Operators	0	
8132	8132 Photographic Products Machine Operators	0	
8139	8139 Other Chemical Products Plant and Machine Operators	0	
8140	8140 Rubber, Plastic and Paper Products Machine Operators	0	
8141	8141 Rubber Products Machine Operators	0	
8142	8142 Plastic Products Machine Operators	2	0.1%
8143	8143 Paper Products Machine Operators	1	0.0%
8150	8150 Textile, Fur and Leather Products Machine Operators	0	
8151	8151 Fibre Preparing, Spinning and Winding Machine Operators	0	
8152	8152 Weaving and Knitting Machine Operators	1	0.0%
8153	8153 Sewing Machine Operators	0	

m3ssp_occu: Spouse's personal data:Employment status:career/occupation

Value	Label	Cases	Percentage
8154	8154 Fabric Bleaching, Dyeing and Cleaning Machine Operators	0	
8155	8155 Fur and Leather Preparing Machine Operators	0	
8156	8156 Shoemaking and Related Machine Operators	0	
8157	8157 Laundry Machine Operators	0	
8159	8159 Other Textile, Fur and Leather Products Machine Operato	0	
8160	8160 Food and Related Products Machine Operators	0	
8170	8170 Wood Processing and Papermaking Plant Operators	0	
8171	8171 Wood Processing Plant Operators	0	
8172	8172 Pulp and Papermaking Plant Operators	0	
8190	8190 Other Stationary Plant and Machine Operators	0	
8191	8191 Glass and Ceramics Plant Operators	0	
8192	8192 Steam Engine and Boiler Operators	0	
8193	8193 Packing and Related Machine Operators	2	0.1%
8199	8199 Stationary Plant and Machine Operators Not Elsewhere CI	3	0.1%
8200	8200 Assemblers	0	
8201	8201 Mechanical Machinery Assemblers	3	0.1%
8202	8202 Electrical and Electronic Equipment Assemblers	2	0.1%
8209	8209 Other Assemblers	2	0.1%
8300	8300 Drivers and Mobile Plant Operators	0	
8310	8310 Locomotive Engine Drivers and Related Workers	0	
8311	8311 Locomotive Engine Drivers	0	
8312	8312 Railway Brake, Signal and Switch Operators	0	
8320	8320 Motorcycle, Car and Van Drivers	0	
8321	8321 Motorcycle Drivers	2	0.1%
8322	8322 Car and Van Drivers	11	0.4%
8330	8330 Bus and Heavy Truck Drivers	0	
8331	8331 Bus Drivers	1	0.0%
8332	8332 Heavy Truck and Lorry Drivers	5	0.2%
8340	8340 Mobile Plant Operators	0	
8341	8341 Mobile Farm and Forestry Plant Operators	0	
8342	8342 Earthmoving and Related Plant Operators	1	0.0%
8343	8343 Crane, Hoist and Related Plant Operators	0	
8349	8349 Other Mobile Plant Operators	0	
8350	8350 Ships' deck Crews and Related Workers	0	
9000	9000 Elementary Labourers	0	
9100	9100 Cleaners and Helpers	0	
9110	9110 Cleaners and Helpers in Domestic and Related Establishm	0	
9111	9111 Domestic Cleaners and Helpers	0	
9112	9112 Cleaners and Helpers in Offices, Hotels and Related Est	0	
9190	9190 Other Hand Cleaning Workers	0	
9191	9191 Vehicle Cleaners	0	
9192	9192 Window Cleaners	0	
9199	9199 Hand Cleaning Workers Not Elsewhere Classified	1	0.0%
9200	9200 Agricultural, Forestry and Fishery Labourers	0	
9201	9201 Agricultural Labourers	0	

# m3ssp_occu: Spouse's personal data:Employment status:career/occupation			
Value	Label	Cases	Percentage
9202	9202 Forestry Labourers	0	
9203	9203 Fishery and Aquaculture Labourers	1	0.0%
9300	9300 Labourers In Mining, Construction, Manufacturing and Tr	0	
9310	9310 Mining and Construction Labourers	0	
9311	9311 Mining and Quarrying Labourers	0	
9312	9312 Civil Engineering and Building Construction Labourers	0	
9320	9320 Manufacturing Labourers	2	0.1%
9330	9330 Transport and Storage Labourers	1	0.0%
9400	9400 Street Service Workers and No-Food Vendors	0	
9401	9401 Street and Related Service Workers	0	
9402	9402 Street Vendors(Excluding Food)	0	
9500	9500 Refuse Workers, Sweepers and Related Workders	0	
9501	9501 Garbage and Recycling Collectors and Refuse Sorters	2	0.1%
9502	9502 Sweepers and Related Labourers	2	0.1%
9900	9900 Other Elementary Labourers	0	
9901	9901 Food Preparation Helpers	0	
9902	9902 Meter Readers and Vending-Machine Collectors	1	0.0%
9909	9909 Elementary Labourers not Elsewhere Classified	2	0.1%
9997	9997 Don't know	9	0.4%
9998	9998 Refuse to answer	16	0.6%
9999	9999 missing	46	1.8%
<i>Warning: these figures indicate the number of cases found in the data file. They cannot be interpreted as summary statistics of the population of interest.</i>			
# m3sspedu: Spouse's personal data:education level			
Information	[Type= discrete] [Format=numeric] [Range= 0-99] [Missing=*]		
Statistics [NW/ W]	[Valid=2551 /-] [Invalid=0 /-]		
Value	Label	Cases	Percentage
0	(0)Skip	1563	61.3%
1	(01)elementary school or below	0	
2	(02)elementary school	4	0.2%
3	(03)junior high/middle school	28	1.1%
4	(04)high school	57	2.2%
5	(05)vocational high school	130	5.1%
6	(06)Junior college(5 years)	33	1.3%
7	(07)Junior college(2 years)	45	1.8%
8	(08)Institute of technology(4 years)	55	2.2%
9	(09)Institute of technology(2 years)	38	1.5%
10	(10)college/ university	420	16.5%
11	(11)masters	149	5.8%
12	(12)phD	14	0.5%
13	(13)other	0	
97	(97)Don't know	0	
98	(98)Refuse to answer	12	0.5%
99	(99)missing	3	0.1%
<i>Warning: these figures indicate the number of cases found in the data file. They cannot be interpreted as summary statistics of the population of interest.</i>			

# m3sspsibling_bro1: Spouse's personal data: Number of siblings: older brothers			
Information		[Type= discrete] [Format=numeric] [Range= 0-9] [Missing=*]	
Statistics [NW/ W]		[Valid=2551 /-] [Invalid=0 /-]	
Value	Label	Cases	Percentage
0	(0)Skip	2182	85.5%
1		303	11.9%
2		42	1.6%
3		7	0.3%
4		1	0.0%
6		1	0.0%
7	(7)Don't know	0	
8	(8)Refuse to answer	8	0.3%
9	(9)missing	7	0.3%
<i>Warning: these figures indicate the number of cases found in the data file. They cannot be interpreted as summary statistics of the population of interest.</i>			
# m3sspsibling_sis1: Spouse's personal data: Number of siblings: older sisters			
Information		[Type= discrete] [Format=numeric] [Range= 0-9] [Missing=*]	
Statistics [NW/ W]		[Valid=2551 /-] [Invalid=0 /-]	
Value	Label	Cases	Percentage
0	(0)Skip	2160	84.7%
1		272	10.7%
2		75	2.9%
3		21	0.8%
4		5	0.2%
5		3	0.1%
7	(7)Don't know	0	
8	(8)Refuse to answer	9	0.4%
9	(9)missing	6	0.2%
<i>Warning: these figures indicate the number of cases found in the data file. They cannot be interpreted as summary statistics of the population of interest.</i>			
# m3sspsibling_bro2: Spouse's personal data: Number of siblings: younger brothers			
Information		[Type= discrete] [Format=numeric] [Range= 0-9] [Missing=*]	
Statistics [NW/ W]		[Valid=2551 /-] [Invalid=0 /-]	
Value	Label	Cases	Percentage
0	(0)Skip	2187	85.7%
1		304	11.9%
2		40	1.6%
3		4	0.2%
4		1	0.0%
7	(7)Don't know	0	
8	(8)Refuse to answer	9	0.4%
9	(9)missing	6	0.2%
<i>Warning: these figures indicate the number of cases found in the data file. They cannot be interpreted as summary statistics of the population of interest.</i>			

m3sspsibling_sis2: Spouse's personal data: Number of siblings: younger sisters

Information	[Type= discrete] [Format=numeric] [Range= 0-9] [Missing=*]
Statistics [NW/ W]	[Valid=2551 /-] [Invalid=0 /-]

Value	Label	Cases	Percentage
0	(0)Skip	2239	87.8%
1		240	9.4%
2		49	1.9%
3		7	0.3%
4		1	0.0%
7	(7)Don't know	0	
8	(8)Refuse to answer	12	0.5%
9	(9)missing	3	0.1%

Warning: these figures indicate the number of cases found in the data file. They cannot be interpreted as summary statistics of the population of interest.

m3sspfethnic: Spouse's personal data: father's nationality

Information	[Type= discrete] [Format=numeric] [Range= 0-9] [Missing=*]
Statistics [NW/ W]	[Valid=2551 /-] [Invalid=0 /-]

Value	Label	Cases	Percentage
0	(0)Skip	1563	61.3%
1	(1)Minnan	747	29.3%
2	(2)Hakka	93	3.6%
3	(3)Mainland provinces	76	3.0%
4	(4)Aboriginal	9	0.4%
5	(5)Foreign	18	0.7%
6	(6)Other	4	0.2%
7	(7)Don't know	24	0.9%
8	(8)Refuse to answer	13	0.5%
9	(9)missing	4	0.2%

Warning: these figures indicate the number of cases found in the data file. They cannot be interpreted as summary statistics of the population of interest.

m3sspfaedu: Spouse's personal data: father's education level

Information	[Type= discrete] [Format=numeric] [Range= 0-99] [Missing=*]
Statistics [NW/ W]	[Valid=2551 /-] [Invalid=0 /-]

Value	Label	Cases	Percentage
0	(0)Skip	1563	61.3%
1	(01)elementary school or below	37	1.5%
2	(02)elementary school	114	4.5%
3	(03)junior high/ middle school	202	7.9%
4	(04)high school	114	4.5%
5	(05)vocational high school	128	5.0%
6	(06)Junior college	68	2.7%
7	(07)college/ university	99	3.9%
8	(08)masters or above	17	0.7%
9	(09)Other	1	0.0%
97	(97)Don't know	185	7.3%
98	(98)Refuse to answer	13	0.5%
99	(99)missing	10	0.4%

m3sspfaedu: Spouse's personal data:father's education level

Warning: these figures indicate the number of cases found in the data file. They cannot be interpreted as summary statistics of the population of interest.

m3sspmethnic: Spouse's personal data:mother's nationality

Information [Type= discrete] [Format=numeric] [Range= 0-9] [Missing=*]

Statistics [NW/ W] [Valid=2551 /-] [Invalid=0 /-]

Value	Label	Cases	Percentage
0	(0)Skip	1563	61.3%
1	(1)Minnan	768	30.1%
2	(2)Hakka	94	3.7%
3	(3)Mainland provinces	55	2.2%
4	(4)Aboriginal	13	0.5%
5	(5)Foreign	19	0.7%
6	(6)Other	4	0.2%
7	(7)Don't know	17	0.7%
8	(8)Refuse to answer	13	0.5%
9	(9)missing	5	0.2%

Warning: these figures indicate the number of cases found in the data file. They cannot be interpreted as summary statistics of the population of interest.

m3sspmaedu: Spouse's personal data:mother's education level

Information [Type= discrete] [Format=numeric] [Range= 0-99] [Missing=*]

Statistics [NW/ W] [Valid=2551 /-] [Invalid=0 /-]

Value	Label	Cases	Percentage
0	(0)Skip	1563	61.3%
1	(01)elementary school or below	68	2.7%
2	(02)elementary school	141	5.5%
3	(03)junior high/ middle school	198	7.8%
4	(04)high school	99	3.9%
5	(05)vocational high school	146	5.7%
6	(06)Junior college	58	2.3%
7	(07)college/ university	78	3.1%
8	(08)masters or above	11	0.4%
9	(09)Other	1	0.0%
97	(97)Don't know	165	6.5%
98	(98)Refuse to answer	13	0.5%
99	(99)missing	10	0.4%

Warning: these figures indicate the number of cases found in the data file. They cannot be interpreted as summary statistics of the population of interest.

m3szip_house_urban: Personal data:Household registration address

Information [Type= discrete] [Format=numeric] [Range= 0-99] [Missing=*]

Statistics [NW/ W] [Valid=2550 /-] [Invalid=1 /-]

Value	Label	Cases	Percentage
0	0.Skip	0	
1	1.Metropolitan core	959	37.6%
2	2.Industrialized township	806	31.6%
3	3.Newly developed township	475	18.6%
4	4.Traditional industry borough	25	1.0%
5	5.Less developed Township	191	7.5%

# m3szip_house_urban: Personal data:Household registration address			
Value	Label	Cases	Percentage
6	6.Aging borough	55	2.2%
7	7.Remote borough	6	0.2%
8	8.Not enough information and Others	12	0.5%
97	97.Don't know	1	0.0%
98	98.Refuse to answer	10	0.4%
99	99.missing	10	0.4%
Sysmiss		1	
<i>Warning: these figures indicate the number of cases found in the data file. They cannot be interpreted as summary statistics of the population of interest.</i>			
# m3szip_commun_urban: Personal data:Correspondence address			
Information	[Type= discrete] [Format=numeric] [Range= 0-99] [Missing=*]		
Statistics [NW/ W]	[Valid=2548 /-] [Invalid=3 /-]		
Value	Label	Cases	Percentage
0	0.Skip	0	
1	1.Metropolitan core	976	38.3%
2	2.Industrialized township	833	32.7%
3	3.Newly developed township	471	18.5%
4	4.Traditional industry borough	26	1.0%
5	5.Less developed Township	170	6.7%
6	6.Aging borough	47	1.8%
7	7.Remote borough	3	0.1%
8	8.Not enough information and Others	4	0.2%
97	97.Don't know	0	
98	98.Refuse to answer	10	0.4%
99	99.missing	8	0.3%
Sysmiss		3	
<i>Warning: these figures indicate the number of cases found in the data file. They cannot be interpreted as summary statistics of the population of interest.</i>			
# m3ssex: Personal data:Gender			
Information	[Type= discrete] [Format=numeric] [Range= 0-9] [Missing=*]		
Statistics [NW/ W]	[Valid=2551 /-] [Invalid=0 /-]		
Value	Label	Cases	Percentage
0	(0)Skip	0	
1	(1)Male	1351	53.0%
2	(2)Female	1200	47.0%
8	(8)Refuse to answer	0	
9	(9)missing	0	
<i>Warning: these figures indicate the number of cases found in the data file. They cannot be interpreted as summary statistics of the population of interest.</i>			
# m3sbirth_year: Personal data:Date of birth:year			
Information	[Type= continuous] [Format=numeric] [Range= 0-99] [Missing=*]		
Statistics [NW/ W]	[Valid=2551 /-] [Invalid=0 /-]		
Value	Label	Cases	Percentage
0	(0)Skip	0	
97	(97)Don't know	0	
98	(98)Refuse to answer	1	50.0%

m3sbirth_year: Personal data:Date of birth:year

Value	Label	Cases	Percentage
99	(99)missing	1	50.0%

Warning: these figures indicate the number of cases found in the data file. They cannot be interpreted as summary statistics of the population of interest.

m3sbirth_month: Personal data:Date of birth:month

Information	[Type= discrete] [Format=numeric] [Range= 0-99] [Missing=*]
Statistics [NW/ W]	[Valid=2551 /-] [Invalid=0 /-]

Value	Label	Cases	Percentage
0	(0)Skip	0	
1		198	7.8%
2		199	7.8%
3		229	9.0%
4		192	7.5%
5		195	7.6%
6		205	8.0%
7		222	8.7%
8		244	9.6%
9		234	9.2%
10		235	9.2%
11		203	8.0%
12		192	7.5%
97	(97)Don't know	0	
98	(98)Refuse to answer	1	0.0%
99	(99)missing	2	0.1%

Warning: these figures indicate the number of cases found in the data file. They cannot be interpreted as summary statistics of the population of interest.

m3sedulevel: Personal data:Highest level of education

Information	[Type= discrete] [Format=numeric] [Range= 0-99] [Missing=*]
Statistics [NW/ W]	[Valid=2551 /-] [Invalid=0 /-]

Value	Label	Cases	Percentage
0	(0)Skip	0	
1	(01)junior high	52	2.0%
2	(02)high school	51	2.0%
3	(03)vocational high school	270	10.6%
4	(04)Junior college(5 years)	59	2.3%
5	(05)Junior college(2 years)	140	5.5%
6	(06)Institute of technology(4 years)	302	11.8%
7	(07)Institute of technology(2 years)	111	4.4%
8	(08)college/ university	1053	41.3%
9	(09)masters	481	18.9%
10	(10)phD	28	1.1%
11	(11)Other	1	0.0%
97	(97)Don't know	0	
98	(98)Refuse to answer	1	0.0%
99	(99)missing	2	0.1%

Warning: these figures indicate the number of cases found in the data file. They cannot be interpreted as summary statistics of the population of interest.

# m3sedugra: Personal data: Highest level of education: Status			
Information		[Type= discrete] [Format=numeric] [Range= 0-9] [Missing=*]	
Statistics [NW/ W]		[Valid=2551 /-] [Invalid=0 /-]	
Value	Label	Cases	Percentage
0	(0)Skip	0	
1	(1)ROC year, month graduated	2357	92.4%
2	(2)ROC year, month incompleated	117	4.6%
3	(3)Currently studying	63	2.5%
7	(7)Don't know	0	
8	(8)Refuse to answer	4	0.2%
9	(9)missing	10	0.4%
<i>Warning: these figures indicate the number of cases found in the data file. They cannot be interpreted as summary statistics of the population of interest.</i>			
# m3sfaedu: Personal data: Father's highest level of education			
Information		[Type= discrete] [Format=numeric] [Range= 0-99] [Missing=*]	
Statistics [NW/ W]		[Valid=2551 /-] [Invalid=0 /-]	
Value	Label	Cases	Percentage
0	(0)Skip	0	
1	(01)elementary school or below	159	6.2%
2	(02)elementary school	362	14.2%
3	(03)junior high/ middle school	656	25.7%
4	(04)high school	292	11.4%
5	(05)vocational high school	414	16.2%
6	(06)Junior college	280	11.0%
7	(07)college/ university	250	9.8%
8	(08)masters or above	87	3.4%
9	(09)Other	0	
97	(97)Don't know	40	1.6%
98	(98)Refuse to answer	6	0.2%
99	(99)missing	5	0.2%
<i>Warning: these figures indicate the number of cases found in the data file. They cannot be interpreted as summary statistics of the population of interest.</i>			
# m3smaedu: Personal data: Mother's highest level of education			
Information		[Type= discrete] [Format=numeric] [Range= 0-99] [Missing=*]	
Statistics [NW/ W]		[Valid=2551 /-] [Invalid=0 /-]	
Value	Label	Cases	Percentage
0	(0)Skip	0	
1	(01)elementary school or below	180	7.1%
2	(02)elementary school	438	17.2%
3	(03)junior high/ middle school	631	24.7%
4	(04)high school	282	11.1%
5	(05)vocational high school	534	20.9%
6	(06)Junior college	216	8.5%
7	(07)college/ university	183	7.2%
8	(08)masters or above	35	1.4%
9	(09)Other	0	
97	(97)Don't know	38	1.5%

# m3smaedu: Personal data:Mother's highest level of education			
Value	Label	Cases	Percentage
98	(98)Refuse to answer	5	0.2%
99	(99)missing	9	0.4%
<i>Warning: these figures indicate the number of cases found in the data file. They cannot be interpreted as summary statistics of the population of interest.</i>			
# m3swage: Personal data:Over the past year, what was the total salary from your job(s)?			
Information	[Type= continuous] [Format=numeric] [Range= 0-9999999] [Missing=*]		
Statistics [NW/ W]	[Valid=2551 /-] [Invalid=0 /-]		
Value	Label	Cases	Percentage
9999996	(9999996)9000000 or more	2	5.3%
9999997	(9999997)Don't know	12	31.6%
9999998	(9999998)Refuse to answer	21	55.3%
9999999	(9999999)missing	3	7.9%
<i>Warning: these figures indicate the number of cases found in the data file. They cannot be interpreted as summary statistics of the population of interest.</i>			
# m3sincome_personal: Personal data:Over the past year, how much did you earn in total?			
Information	[Type= continuous] [Format=numeric] [Range= 0-9999999] [Missing=*]		
Statistics [NW/ W]	[Valid=2551 /-] [Invalid=0 /-]		
Value	Label	Cases	Percentage
9999996	(9999996)9000000 or more	2	5.0%
9999997	(9999997)Don't know	13	32.5%
9999998	(9999998)Refuse to answer	22	55.0%
9999999	(9999999)missing	3	7.5%
<i>Warning: these figures indicate the number of cases found in the data file. They cannot be interpreted as summary statistics of the population of interest.</i>			
# m3sincome_house: Personal data:My own monthly approximate income			
Information	[Type= discrete] [Format=numeric] [Range= 1-99] [Missing=*]		
Statistics [NW/ W]	[Valid=2551 /-] [Invalid=0 /-]		
Value	Label	Cases	Percentage
1	(01)under 10,000	16	0.6%
2	(02)10,000~14,999	11	0.4%
3	(03)15,000~19,999	7	0.3%
4	(04)20,000~29,999	62	2.4%
5	(05)30,000~39,999	169	6.6%
6	(06)40,000~49,999	173	6.8%
7	(07)50,000~59,999	189	7.4%
8	(08)60,000~69,999	191	7.5%
9	(09)70,000~79,999	225	8.8%
10	(10)80,000~89,999	199	7.8%
11	(11)90,000~99,999	154	6.0%
12	(12)100,000~109,999	267	10.5%
13	(13)110,000~119,999	113	4.4%
14	(14)120,000~129,999	124	4.9%
15	(15)130,000~139,999	82	3.2%
16	(16)140,000~149,999	71	2.8%
17	(17)150,000~199,999	182	7.1%
18	(18)200,000 or more	183	7.2%

# m3sincome_house: Personal data:My own monthly approximate income			
Value	Label	Cases	Percentage
97	(97)Don't know	110	4.3%
98	(98)Refuse to answer	17	0.7%
99	(99)missing	6	0.2%
<i>Warning: these figures indicate the number of cases found in the data file. They cannot be interpreted as summary statistics of the population of interest.</i>			
# m3s401000: 1.Interviewer number			
Information	[Type= discrete] [Format=character] [Missing=*]		
Statistics [NW/ W]	[Valid=2551 /-] [Invalid=0 /-]		
Value	Label	Cases	Percentage
A01		71	2.8%
A02		85	3.3%
A03		77	3.0%
A04		151	5.9%
A06		65	2.5%
A07		98	3.8%
A08		51	2.0%
A09		117	4.6%
B00		66	2.6%
B01		74	2.9%
B03		73	2.9%
B04		34	1.3%
B05		62	2.4%
C01		93	3.6%
C02		73	2.9%
C03		88	3.4%
C04		58	2.3%
D01		53	2.1%
D02		16	0.6%
D03		101	4.0%
E00		37	1.5%
E01		80	3.1%
E03		65	2.5%
E04		172	6.7%
E05		72	2.8%
F00		9	0.4%
F01		63	2.5%
F02		71	2.8%
F03		56	2.2%
F04		69	2.7%
F05		177	6.9%
F06		60	2.4%
F07		74	2.9%
TYP		40	1.6%
<i>Warning: these figures indicate the number of cases found in the data file. They cannot be interpreted as summary statistics of the population of interest.</i>			

# m3s402000: 2.During official visits, was the interview completed in one visit?			
Information	[Type= discrete] [Format=numeric] [Range= 0-9] [Missing=*]		
Statistics [NW/ W]	[Valid=2551 /-] [Invalid=0 /-]		
Value	Label	Cases	Percentage
0	(0)Skip	0	
1	(1)Yes	2484	97.4%
2	(2)No, interviewed twice or more	67	2.6%
7	(7)Don't know	0	
8	(8)Refuse to answer	0	
9	(9)missing	0	
<i>Warning: these figures indicate the number of cases found in the data file. They cannot be interpreted as summary statistics of the population of interest.</i>			
# m3s4021a1: 2-1.First interview:ROC year			
Information	[Type= continuous] [Format=numeric] [Range= 0-999] [Missing=*]		
Statistics [NW/ W]	[Valid=2551 /-] [Invalid=0 /-]		
Value	Label	Cases	Percentage
0	(0)Skip	0	
997	(997)Don't know	0	
998	(998)Refuse to answer	0	
999	(999)missing	52	100.0%
<i>Warning: these figures indicate the number of cases found in the data file. They cannot be interpreted as summary statistics of the population of interest.</i>			
# m3s4021a2: 2-1.First interview:month			
Information	[Type= discrete] [Format=numeric] [Range= 0-99] [Missing=*]		
Statistics [NW/ W]	[Valid=2551 /-] [Invalid=0 /-]		
Value	Label	Cases	Percentage
0	(0)Skip or not applicable	0	
1		257	10.1%
2		203	8.0%
3		28	1.1%
4		1	0.0%
6		1	0.0%
9		104	4.1%
10		896	35.1%
11		579	22.7%
12		430	16.9%
97	(97)Don't know	0	
98	(98)Refuse to answer	0	
99	(99)missing	52	2.0%
<i>Warning: these figures indicate the number of cases found in the data file. They cannot be interpreted as summary statistics of the population of interest.</i>			
# m3s4021a3: 2-1.First interview:day			
Information	[Type= continuous] [Format=numeric] [Range= 0-99] [Missing=*]		
Statistics [NW/ W]	[Valid=2551 /-] [Invalid=0 /-]		
Value	Label	Cases	Percentage
0	(0)Skip or not applicable	0	
97	(97)Don't know	0	

m3s4021a3: 2-1.First interview:day

Value	Label	Cases	Percentage
98	(98)Refuse to answer	0	
99	(99)missing	55	100.0%

Warning: these figures indicate the number of cases found in the data file. They cannot be interpreted as summary statistics of the population of interest.

m3s4021b1: 2-1.First interview Start time:hour (24 hour format)

Information	[Type= discrete] [Format=numeric] [Range= 0-99] [Missing=*]
Statistics [NW/ W]	[Valid=2551 /-] [Invalid=0 /-]

Value	Label	Cases	Percentage
0	(0)Skip or not applicable	474	18.6%
7		4	0.2%
8		28	1.1%
9		108	4.2%
10		139	5.4%
11		90	3.5%
12		91	3.6%
13		137	5.4%
14		175	6.9%
15		125	4.9%
16		122	4.8%
17		139	5.4%
18		201	7.9%
19		324	12.7%
20		252	9.9%
21		83	3.3%
22		38	1.5%
23		11	0.4%
97	(97)Don't know	0	
98	(98)Refuse to answer	0	
99	(99)missing	10	0.4%

Warning: these figures indicate the number of cases found in the data file. They cannot be interpreted as summary statistics of the population of interest.

m3s4021b2: 2-1.First interview Start time:mins (24 hour format)

Information	[Type= continuous] [Format=numeric] [Range= 0-99] [Missing=*]
Statistics [NW/ W]	[Valid=2551 /-] [Invalid=0 /-]

Value	Label	Cases	Percentage
0	(0)Skip or not applicable	955	99.0%
97	(97)Don't know	0	
98	(98)Refuse to answer	0	
99	(99)missing	10	1.0%

Warning: these figures indicate the number of cases found in the data file. They cannot be interpreted as summary statistics of the population of interest.

m3s4021c1: 2-1.First interview End time:hour (24 hour format)

Information	[Type= discrete] [Format=numeric] [Range= 0-99] [Missing=*]
Statistics [NW/ W]	[Valid=2551 /-] [Invalid=0 /-]

Value	Label	Cases	Percentage
0	(0)Skip or not applicable	479	18.8%

m3s4021c1: 2-1.First interview End time:hour (24 hour format)

Value	Label	Cases	Percentage
1		4	0.2%
2		1	0.0%
8		7	0.3%
9		55	2.2%
10		116	4.5%
11		126	4.9%
12		87	3.4%
13		98	3.8%
14		151	5.9%
15		153	6.0%
16		132	5.2%
17		131	5.1%
18		149	5.8%
19		223	8.7%
20		333	13.1%
21		188	7.4%
22		73	2.9%
23		28	1.1%
97	(97)Don't know	0	
98	(98)Refuse to answer	0	
99	(99)missing	17	0.7%

Warning: these figures indicate the number of cases found in the data file. They cannot be interpreted as summary statistics of the population of interest.

m3s4021c2: 2-1.First interview End time:mins (24 hour format)

Information	[Type= continuous] [Format=numeric] [Range= 0-99] [Missing=*]
Statistics [NW/ W]	[Valid=2551 /-] [Invalid=0 /-]

Value	Label	Cases	Percentage
0	(0)Skip or not applicable	709	97.7%
97	(97)Don't know	0	
98	(98)Refuse to answer	0	
99	(99)missing	17	2.3%

Warning: these figures indicate the number of cases found in the data file. They cannot be interpreted as summary statistics of the population of interest.

m3s4022a1: 2-2.Second interview:ROC year

Information	[Type= discrete] [Format=numeric] [Range= 0-999] [Missing=*]
Statistics [NW/ W]	[Valid=2551 /-] [Invalid=0 /-]

Value	Label	Cases	Percentage
0	(0)Skip	2471	96.9%
106		52	2.0%
107		28	1.1%
997	(997)Don't know	0	
998	(998)Refuse to answer	0	
999	(999)missing	0	

Warning: these figures indicate the number of cases found in the data file. They cannot be interpreted as summary statistics of the population of interest.

# m3s4022a2: 2-2.Second interview:month			
Information	[Type= discrete] [Format=numeric] [Range= 0-99] [Missing=*]		
Statistics [NW/ W]	[Valid=2551 /-] [Invalid=0 /-]		
Value	Label	Cases	Percentage
0	(0)Skip or not applicable	2471	96.9%
1		9	0.4%
2		12	0.5%
3		7	0.3%
9		1	0.0%
10		8	0.3%
11		13	0.5%
12		30	1.2%
97	(97)Don't know	0	
98	(98)Refuse to answer	0	
99	(99)missing	0	
<i>Warning: these figures indicate the number of cases found in the data file. They cannot be interpreted as summary statistics of the population of interest.</i>			
# m3s4022a3: 2-2.Second interview:day			
Information	[Type= continuous] [Format=numeric] [Range= 0-99] [Missing=*]		
Statistics [NW/ W]	[Valid=2551 /-] [Invalid=0 /-]		
Value	Label	Cases	Percentage
0	(0)Skip or not applicable	2471	100.0%
97	(97)Don't know	0	
98	(98)Refuse to answer	0	
99	(99)missing	0	
<i>Warning: these figures indicate the number of cases found in the data file. They cannot be interpreted as summary statistics of the population of interest.</i>			
# m3s4022b1: 2-2.Second interview Start time:hour (24 hour format)			
Information	[Type= discrete] [Format=numeric] [Range= 0-99] [Missing=*]		
Statistics [NW/ W]	[Valid=2551 /-] [Invalid=0 /-]		
Value	Label	Cases	Percentage
0	(0)Skip or not applicable	2536	99.4%
9		1	0.0%
10		1	0.0%
12		3	0.1%
14		2	0.1%
16		1	0.0%
18		2	0.1%
20		4	0.2%
97	(97)Don't know	0	
98	(98)Refuse to answer	0	
99	(99)missing	1	0.0%
<i>Warning: these figures indicate the number of cases found in the data file. They cannot be interpreted as summary statistics of the population of interest.</i>			
# m3s4022b2: 2-2.Second interview Start time:mins (24 hour format)			
Information	[Type= discrete] [Format=numeric] [Range= 0-99] [Missing=*]		
Statistics [NW/ W]	[Valid=2551 /-] [Invalid=0 /-]		

m3s4022b2: 2-2.Second interview Start time:mins (24 hour format)

Value	Label	Cases	Percentage
0	(0)Skip or not applicable	2540	99.6%
10		2	0.1%
15		1	0.0%
30		6	0.2%
40		1	0.0%
97	(97)Don't know	0	
98	(98)Refuse to answer	0	
99	(99)missing	1	0.0%

Warning: these figures indicate the number of cases found in the data file. They cannot be interpreted as summary statistics of the population of interest.

m3s4022c1: 2-2.Second interview End time:hour (24 hour format)

Information	[Type= discrete] [Format=numeric] [Range= 0-99] [Missing=*]
Statistics [NW/ W]	[Valid=2551 /-] [Invalid=0 /-]

Value	Label	Cases	Percentage
0	(0)Skip or not applicable	2536	99.4%
9		1	0.0%
10		1	0.0%
13		3	0.1%
14		1	0.0%
15		1	0.0%
16		1	0.0%
18		2	0.1%
20		2	0.1%
21		2	0.1%
97	(97)Don't know	0	
98	(98)Refuse to answer	0	
99	(99)missing	1	0.0%

Warning: these figures indicate the number of cases found in the data file. They cannot be interpreted as summary statistics of the population of interest.

m3s4022c2: 2-2.Second interview End time:mins (24 hour format)

Information	[Type= discrete] [Format=numeric] [Range= 0-99] [Missing=*]
Statistics [NW/ W]	[Valid=2551 /-] [Invalid=0 /-]

Value	Label	Cases	Percentage
0	(0)Skip or not applicable	2537	99.5%
3		1	0.0%
5		3	0.1%
17		1	0.0%
20		3	0.1%
30		1	0.0%
38		1	0.0%
40		1	0.0%
45		1	0.0%
50		1	0.0%
97	(97)Don't know	0	
98	(98)Refuse to answer	0	

# m3s4022c2: 2-2.Second interview End time:mins (24 hour format)			
Value	Label	Cases	Percentage
99	(99)missing	1	0.0%
<i>Warning: these figures indicate the number of cases found in the data file. They cannot be interpreted as summary statistics of the population of interest.</i>			
# m3s403000: 3.During the official visit, the questionnaire is:			
Information	[Type= discrete] [Format=numeric] [Range= 0-9] [Missing=*]		
Statistics [NW/ W]	[Valid=2551 /-] [Invalid=0 /-]		
Value	Label	Cases	Percentage
0	(0)Skip or not applicable	0	
1	(1)Filled by the interviewer	1600	62.7%
2	(2)Self-filled by respondents	491	19.2%
3	(3)Mail(skip questions 4 to 11)	344	13.5%
4	(4)E-mail(skip questions 4 to 11)	61	2.4%
5	(5)Other	54	2.1%
7	(7)Don't know	0	
8	(8)Refuse to answer	0	
9	(9)missing	1	0.0%
<i>Warning: these figures indicate the number of cases found in the data file. They cannot be interpreted as summary statistics of the population of interest.</i>			
# m3s404000: 4.During the interview, did the respondent say that they refused to interview?			
Information	[Type= discrete] [Format=numeric] [Range= 0-9] [Missing=*]		
Statistics [NW/ W]	[Valid=2551 /-] [Invalid=0 /-]		
Value	Label	Cases	Percentage
0	(0)Skip or not applicable	405	15.9%
1	(1)At the beginning, wanted to refuse	46	1.8%
2	(2)Wanted to refuse during the interview	6	0.2%
3	(3)Wanted to refuse at the end of the interview	2	0.1%
4	(4)Wanted to refuse several times from the beginning to the	12	0.5%
5	(5)Did not indicate refusal from the beginning to the end	1987	77.9%
7	(7)Don't know	0	
8	(8)Refuse to answer	0	
9	(9)missing	93	3.6%
<i>Warning: these figures indicate the number of cases found in the data file. They cannot be interpreted as summary statistics of the population of interest.</i>			
# m3s405000: 5.During the visit, did the interviewee express impatience?			
Information	[Type= discrete] [Format=numeric] [Range= 0-9] [Missing=*]		
Statistics [NW/ W]	[Valid=2551 /-] [Invalid=0 /-]		
Value	Label	Cases	Percentage
0	(0)Skip or not applicable	405	15.9%
1	(1)Never expressed impatience	1949	76.4%
2	(2)Occasionally expressed impatience	74	2.9%
3	(3)Sometimes impatient	16	0.6%
4	(4)Continuously impatient	3	0.1%
7	(7)Don't know	0	
8	(8)Refuse to answer	0	
9	(9)missing	104	4.1%
<i>Warning: these figures indicate the number of cases found in the data file. They cannot be interpreted as summary statistics of the population of interest.</i>			

# m3s406000: 6.During the interview, how was the level of trust towards the interviewer?			
Information		[Type= discrete] [Format=numeric] [Range= 0-9] [Missing=*]	
Statistics [NW/ W]		[Valid=2551 /-] [Invalid=0 /-]	
Value	Label	Cases	Percentage
0	(0)Skip or not applicable	405	15.9%
1	(1)Very low	4	0.2%
2	(2)Low	2	0.1%
3	(3)High	405	15.9%
4	(4)Very high	1631	63.9%
7	(7)Don't know	0	
8	(8)Refuse to answer	0	
9	(9)missing	104	4.1%
<i>Warning: these figures indicate the number of cases found in the data file. They cannot be interpreted as summary statistics of the population of interest.</i>			
# m3s407000: 7.Did the respondent seem like perfunctory?			
Information		[Type= discrete] [Format=numeric] [Range= 0-9] [Missing=*]	
Statistics [NW/ W]		[Valid=2551 /-] [Invalid=0 /-]	
Value	Label	Cases	Percentage
0	(0)Skip or not applicable	405	15.9%
1	(1)For the most part	3	0.1%
2	(2)Some of the time	29	1.1%
3	(3)Did not seem like it	114	4.5%
4	(4)Not at all	1896	74.3%
7	(7)Don't know	0	
8	(8)Refuse to answer	0	
9	(9)missing	104	4.1%
<i>Warning: these figures indicate the number of cases found in the data file. They cannot be interpreted as summary statistics of the population of interest.</i>			
# m3s408000: 8.Interviewee cooperation level			
Information		[Type= discrete] [Format=numeric] [Range= 0-9] [Missing=*]	
Statistics [NW/ W]		[Valid=2551 /-] [Invalid=0 /-]	
Value	Label	Cases	Percentage
0	(0)Skip or not applicable	405	15.9%
1	(1)Very cooperative	1758	68.9%
2	(2)cooperative	298	11.7%
3	(3)uncooperative	7	0.3%
4	(4)very uncooperative	0	
7	(7)Don't know	0	
8	(8)Refuse to answer	0	
9	(9)missing	83	3.3%
<i>Warning: these figures indicate the number of cases found in the data file. They cannot be interpreted as summary statistics of the population of interest.</i>			
# m3s409000: 9.Degree of reliability of the interview			
Information		[Type= discrete] [Format=numeric] [Range= 0-9] [Missing=*]	
Statistics [NW/ W]		[Valid=2551 /-] [Invalid=0 /-]	
Value	Label	Cases	Percentage
0	(0)Skip or not applicable	405	15.9%

# m3s409000: 9.Degree of reliability of the interview			
Value	Label	Cases	Percentage
1	(1)very reliable	1705	66.8%
2	(2)reliable	324	12.7%
3	(3)unreliable	11	0.4%
4	(4)very unreliable	2	0.1%
7	(7)Don't know	0	
8	(8)Refuse to answer	0	
9	(9)missing	104	4.1%
<i>Warning: these figures indicate the number of cases found in the data file. They cannot be interpreted as summary statistics of the population of interest.</i>			
# m3s410000: 10.Language used for the visit			
Information	[Type= discrete] [Format=numeric] [Range= 0-9] [Missing=*]		
Statistics [NW/ W]	[Valid=2551 /-] [Invalid=0 /-]		
Value	Label	Cases	Percentage
0	(0)Skip or not applicable	405	15.9%
1	(1)Mandarin	1969	77.2%
2	(2)Taiwanese	0	
3	(3)Hakka	0	
4	(4)Mandarin and Taiwanese	67	2.6%
5	(5)Mandarin and Hakka	0	
6	(6)Other	3	0.1%
7	(7)Don't know	0	
8	(8)Refuse to answer	0	
9	(9)missing	107	4.2%
<i>Warning: these figures indicate the number of cases found in the data file. They cannot be interpreted as summary statistics of the population of interest.</i>			
# m3s411000: 11.Were you alone during the interview?			
Information	[Type= discrete] [Format=numeric] [Range= 0-9] [Missing=*]		
Statistics [NW/ W]	[Valid=2551 /-] [Invalid=0 /-]		
Value	Label	Cases	Percentage
0	(0)Skip or not applicable	405	15.9%
1	(1)Yes	2037	79.9%
2	(2)No	2	0.1%
7	(7)Don't know	0	
8	(8)Refuse to answer	0	
9	(9)missing	107	4.2%
<i>Warning: these figures indicate the number of cases found in the data file. They cannot be interpreted as summary statistics of the population of interest.</i>			
# m3ssu1001: 1.Date questionnaire was received:ROC year			
Information	[Type= continuous] [Format=numeric] [Range= 0-999] [Missing=*]		
Statistics [NW/ W]	[Valid=2551 /-] [Invalid=0 /-]		
Value	Label	Cases	Percentage
0	(0)Skip		
997	(997)Don't know		
998	(998)Refuse to answer		
999	(999)missing		
<i>Warning: these figures indicate the number of cases found in the data file. They cannot be interpreted as summary statistics of the population of interest.</i>			

# m3ssu1002: 1.Date questionnaire was received:month			
Information		[Type= discrete] [Format=numeric] [Range= 0-99] [Missing=*]	
Statistics [NW/ W]		[Valid=2551 /-] [Invalid=0 /-]	
Value	Label	Cases	Percentage
0	(0)Skip	0	
1		327	12.8%
2		97	3.8%
3		443	17.4%
4		3	0.1%
6		1	0.0%
9		1	0.0%
10		502	19.7%
11		652	25.6%
12		525	20.6%
97	(97)Don't know	0	
98	(98)Refuse to answer	0	
99	(99)missing	0	
<i>Warning: these figures indicate the number of cases found in the data file. They cannot be interpreted as summary statistics of the population of interest.</i>			
# m3ssu1003: 1.Date questionnaire was received:day			
Information		[Type= continuous] [Format=numeric] [Range= 0-99] [Missing=*]	
Statistics [NW/ W]		[Valid=2551 /-] [Invalid=0 /-]	
Value	Label	Cases	Percentage
0	(0)Skip		
97	(97)Don't know		
98	(98)Refuse to answer		
99	(99)missing		
<i>Warning: these figures indicate the number of cases found in the data file. They cannot be interpreted as summary statistics of the population of interest.</i>			
# m3ssu2000: 2.Questionnaire status			
Information		[Type= discrete] [Format=numeric] [Range= 0-9] [Missing=*]	
Statistics [NW/ W]		[Valid=2551 /-] [Invalid=0 /-]	
Value	Label	Cases	Percentage
0	(0)Skip or not applicable	0	
1	(1)Complete	2365	92.7%
2	(2)Returned to interviewer(skip to question 2-1)	79	3.1%
3	(3)Submitted to supervisor (skip to question 2-2)	106	4.2%
7	(7)Don't know	0	
8	(8)Refuse to answer	0	
9	(9)missing	1	0.0%
<i>Warning: these figures indicate the number of cases found in the data file. They cannot be interpreted as summary statistics of the population of interest.</i>			
# m3ssu2a01: 2-1.How many questions are re-asked by interviewer?			
Information		[Type= discrete] [Format=numeric] [Range= 0-999] [Missing=*]	
Statistics [NW/ W]		[Valid=2551 /-] [Invalid=0 /-]	
Value	Label	Cases	Percentage
0	(0)Skip	2472	96.9%

m3ssu2a01: 2-1.How many questions are re-asked by interviewer?

Value	Label	Cases	Percentage
1		24	0.9%
2		16	0.6%
3		13	0.5%
4		7	0.3%
5		3	0.1%
6		3	0.1%
7		3	0.1%
8		3	0.1%
10		3	0.1%
11		1	0.0%
20		1	0.0%
26		1	0.0%
31		1	0.0%
997	(997)Don't know	0	
998	(998)Refuse to answer	0	
999	(999)missing	0	

Warning: these figures indicate the number of cases found in the data file. They cannot be interpreted as summary statistics of the population of interest.

m3ssu2a02: 2-1.How many questions are re-asked by interviewer? completed after ___ days

Information	[Type= discrete] [Format=numeric] [Range= 0-99] [Missing=*]
Statistics [NW/ W]	[Valid=2551 /-] [Invalid=0 /-]

Value	Label	Cases	Percentage
0	(0)Skip	2472	96.9%
1		17	0.7%
2		9	0.4%
3		7	0.3%
5		5	0.2%
6		5	0.2%
7		13	0.5%
8		6	0.2%
10		3	0.1%
11		1	0.0%
12		1	0.0%
20		1	0.0%
28		1	0.0%
30		5	0.2%
40		2	0.1%
60		2	0.1%
70		1	0.0%
97	(97)Don't know	0	
98	(98)Refuse to answer	0	
99	(99)missing	0	

Warning: these figures indicate the number of cases found in the data file. They cannot be interpreted as summary statistics of the population of interest.

m3ssu2b01: 2-2.How many questions are re-asked by supervisor?

Information	[Type= discrete] [Format=numeric] [Range= 0-999] [Missing=*]
--------------------	--

m3ssu2b01: 2-2.How many questions are re-asked by supervisor?

Statistics [NW/ W] [Valid=2551 /-] [Invalid=0 /-]

Value	Label	Cases	Percentage
0	(0)Skip	2444	95.8%
1		50	2.0%
2		20	0.8%
3		17	0.7%
4		5	0.2%
5		4	0.2%
7		3	0.1%
10		3	0.1%
11		1	0.0%
12		1	0.0%
130		3	0.1%
997	(997)Don't know	0	
998	(998)Refuse to answer	0	
999	(999)missing	0	

Warning: these figures indicate the number of cases found in the data file. They cannot be interpreted as summary statistics of the population of interest.














m3ssu2b02: 2-2.How many questions are re-asked by supervisor? completed after ___ days

Information [Type= continuous] [Format=numeric] [Range= 0-99] [Missing=*]

Statistics [NW/ W] [Valid=2551 /-] [Invalid=0 /-]

Value	Label	Cases	Percentage
0	(0)Skip	2445	99.2%
97	(97)Don't know	18	0.7%
98	(98)Refuse to answer	0	
99	(99)missing	1	0.0%

Warning: these figures indicate the number of cases found in the data file. They cannot be interpreted as summary statistics of the population of interest.

# m3ssu3001: 3.Inspection date:year			
Information		[Type= continuous] [Format=numeric] [Range= 0-999] [Missing=*]	
Statistics [NW/ W]		[Valid=2551 /-] [Invalid=0 /-]	
Value	Label	Cases	Percentage
0	(0)Skip		
997	(997)Don't know		
998	(998)Refuse to answer		
999	(999)missing		
<i>Warning: these figures indicate the number of cases found in the data file. They cannot be interpreted as summary statistics of the population of interest.</i>			
# m3ssu3002: 3.Inspection date:month			
Information		[Type= discrete] [Format=numeric] [Range= 0-99] [Missing=*]	
Statistics [NW/ W]		[Valid=2551 /-] [Invalid=0 /-]	
Value	Label	Cases	Percentage
0	(0)Skip	0	
1		353	 13.8%
2		278	 10.9%
3		466	 18.3%
4		223	 8.7%
5		103	 4.0%
6		38	 1.5%
7		2	 0.1%
9		1	 0.0%
10		188	 7.4%
11		434	 17.0%
12		465	 18.2%
97	(97)Don't know	0	
98	(98)Refuse to answer	0	
99	(99)missing	0	
<i>Warning: these figures indicate the number of cases found in the data file. They cannot be interpreted as summary statistics of the population of interest.</i>			
# m3ssu3003: 3.Inspection date:day			
Information		[Type= continuous] [Format=numeric] [Range= 0-99] [Missing=*]	
Statistics [NW/ W]		[Valid=2551 /-] [Invalid=0 /-]	
Value	Label	Cases	Percentage
0	(0)Skip		
97	(97)Don't know		
98	(98)Refuse to answer		
99	(99)missing		
<i>Warning: these figures indicate the number of cases found in the data file. They cannot be interpreted as summary statistics of the population of interest.</i>			
# m3ssu4001: 4.Completion date:year			
Information		[Type= discrete] [Format=numeric] [Range= 0-999] [Missing=*]	
Statistics [NW/ W]		[Valid=2551 /-] [Invalid=0 /-]	
Value	Label	Cases	Percentage
0	(0)Skip	2383	 93.4%
106		77	 3.0%

# m3ssu4001: 4.Completion date:year			
Value	Label	Cases	Percentage
107		91	3.6%
997	(997)Don't know	0	
998	(998)Refuse to answer	0	
999	(999)missing	0	
<i>Warning: these figures indicate the number of cases found in the data file. They cannot be interpreted as summary statistics of the population of interest.</i>			
# m3ssu4002: 4.Completion date:month			
Information	[Type= discrete] [Format=numeric] [Range= 0-99] [Missing=*]		
Statistics [NW/ W]	[Valid=2551 /-] [Invalid=0 /-]		
Value	Label	Cases	Percentage
0	(0)Skip	2383	93.4%
1		43	1.7%
2		12	0.5%
3		29	1.1%
4		7	0.3%
10		17	0.7%
11		30	1.2%
12		30	1.2%
97	(97)Don't know	0	
98	(98)Refuse to answer	0	
99	(99)missing	0	
<i>Warning: these figures indicate the number of cases found in the data file. They cannot be interpreted as summary statistics of the population of interest.</i>			
# m3ssu4003: 4.Completion date:day			
Information	[Type= continuous] [Format=numeric] [Range= 0-99] [Missing=*]		
Statistics [NW/ W]	[Valid=2551 /-] [Invalid=0 /-]		
Value	Label	Cases	Percentage
0	(0)Skip	2383	100.0%
97	(97)Don't know	0	
98	(98)Refuse to answer	0	
99	(99)missing	0	
<i>Warning: these figures indicate the number of cases found in the data file. They cannot be interpreted as summary statistics of the population of interest.</i>			
# m3ssu5001: 5.Date recorded:year			
Information	[Type= continuous] [Format=numeric] [Range= 0-999] [Missing=*]		
Statistics [NW/ W]	[Valid=2551 /-] [Invalid=0 /-]		
Value	Label	Cases	Percentage
0	(0)Skip		
997	(997)Don't know		
998	(998)Refuse to answer		
999	(999)missing		
<i>Warning: these figures indicate the number of cases found in the data file. They cannot be interpreted as summary statistics of the population of interest.</i>			
# m3ssu5002: 5.Date recorded:month			
Information	[Type= discrete] [Format=numeric] [Range= 0-99] [Missing=*]		
Statistics [NW/ W]	[Valid=2551 /-] [Invalid=0 /-]		

# m3ssu5002: 5.Date recorded:month			
Value	Label	Cases	Percentage
0	(0)Skip	0	
1		341	13.4%
2		281	11.0%
3		478	18.7%
4		223	8.7%
5		103	4.0%
6		37	1.5%
7		2	0.1%
9		1	0.0%
10		186	7.3%
11		436	17.1%
12		463	18.1%
97	(97)Don't know	0	
98	(98)Refuse to answer	0	
99	(99)missing	0	
<i>Warning: these figures indicate the number of cases found in the data file. They cannot be interpreted as summary statistics of the population of interest.</i>			
# m3ssu5003: 5.Date recorded:day			
Information	[Type= continuous] [Format=numeric] [Range= 0-99] [Missing=*]		
Statistics [NW/ W]	[Valid=2551 /-] [Invalid=0 /-]		
Value	Label	Cases	Percentage
0	(0)Skip		
97	(97)Don't know		
98	(98)Refuse to answer		
99	(99)missing		
<i>Warning: these figures indicate the number of cases found in the data file. They cannot be interpreted as summary statistics of the population of interest.</i>			
# m3ssu6001: 6. Review date:year			
Information	[Type= discrete] [Format=numeric] [Range= 0-999] [Missing=*]		
Statistics [NW/ W]	[Valid=2551 /-] [Invalid=0 /-]		
Value	Label	Cases	Percentage
0	(0)Skip	2367	92.8%
106		85	3.3%
107		99	3.9%
997	(997)Don't know	0	
998	(998)Refuse to answer	0	
999	(999)missing	0	
<i>Warning: these figures indicate the number of cases found in the data file. They cannot be interpreted as summary statistics of the population of interest.</i>			
# m3ssu6002: 6. Review date:month			
Information	[Type= discrete] [Format=numeric] [Range= 0-99] [Missing=*]		
Statistics [NW/ W]	[Valid=2551 /-] [Invalid=0 /-]		
Value	Label	Cases	Percentage
0	(0)Skip	2367	92.8%
1		45	1.8%
2		16	0.6%

m3ssu6002: 6. Review date:month

Value	Label	Cases	Percentage
3		33	1.3%
4		6	0.2%
10		10	0.4%
11		40	1.6%
12		34	1.3%
97	(97)Don't know	0	
98	(98)Refuse to answer	0	
99	(99)missing	0	

Warning: these figures indicate the number of cases found in the data file. They cannot be interpreted as summary statistics of the population of interest.

m3ssu6003: 6. Review date:day

Information	[Type= continuous] [Format=numeric] [Range= 0-99] [Missing=*]
Statistics [NW/ W]	[Valid=2551 /-] [Invalid=0 /-]

Value	Label	Cases	Percentage
0	(0)Skip	2367	100.0%
97	(97)Don't know	0	
98	(98)Refuse to answer	0	
99	(99)missing	0	

Warning: these figures indicate the number of cases found in the data file. They cannot be interpreted as summary statistics of the population of interest.